Cash register manual

Model : S8K,S8S

Instructions

Thank you for choosing our product.
Please read instructions carefully and keep it for further reference.

Notice

•Place the device in dry and clean environment
•Do not plug out with wet hands
•Do not scrape or hammer the screen
•Handle carefully with interface connection
•Clean the device with cloth; do not use chemical solvent that may harm electrical components
•In case of malfunction, please contact our technicians
•If you set password for screen-lock, please keep the password properly. We are unable to retrieve the pass word for you
•Please be careful when you delete/modify log in account/password

Parameters

■ POS Device - Front

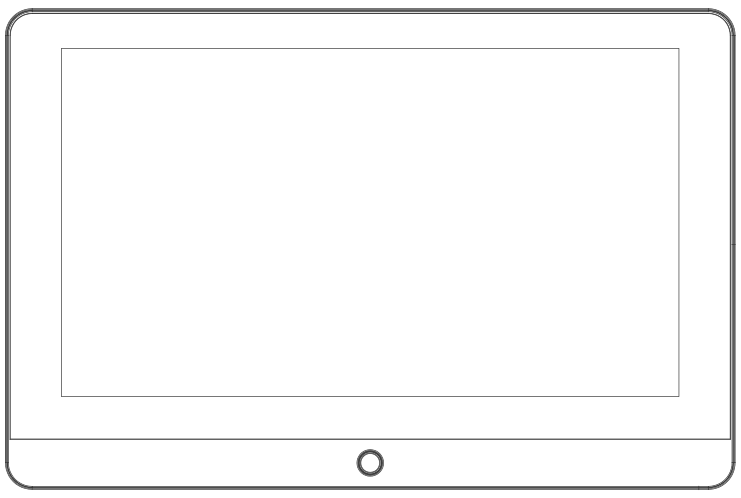

■ POS Device - Back

Subsidiary Screen

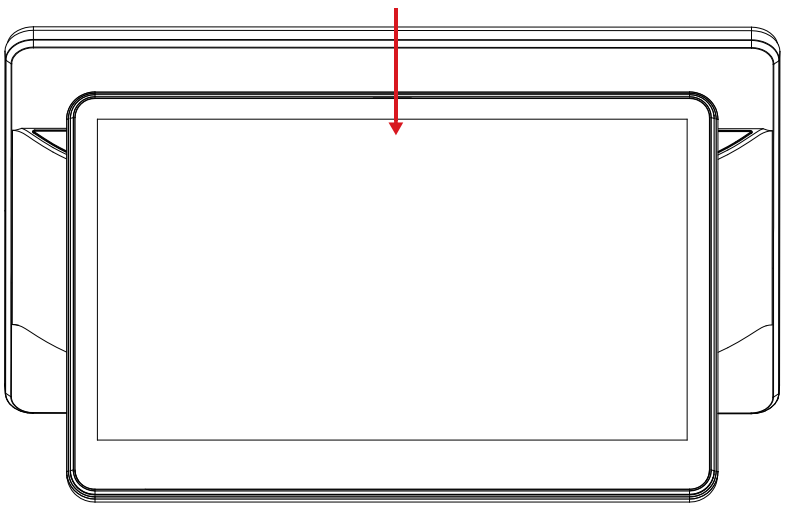

■ Interface

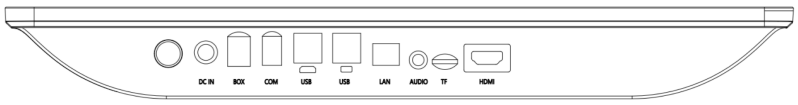

■ Stand

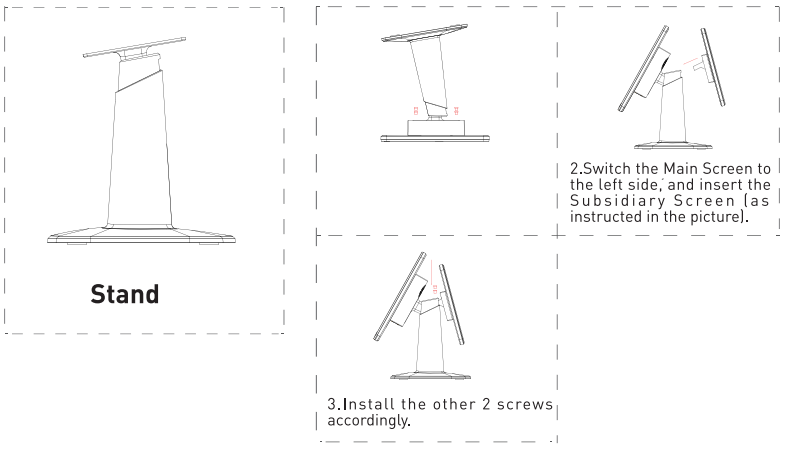

■ List

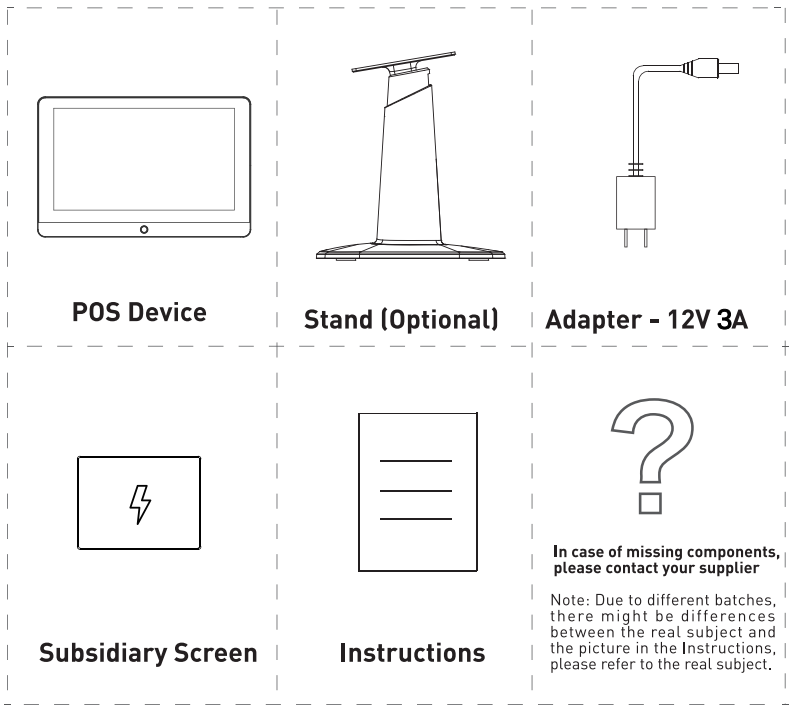

■ Parameters

CPU	Model	Rk3568 cortex-A55 2.0GHZ
	Process	22 Nanometer SLP
Memory	Flash ROM	16GB EMMC
	RAM	2GB LPDDR4
WIFI		802.11 b/g/n (Wifi/BT/FM] WIFI Direct supported
Bluetooth		4.0HS
Storage	15.6" Capacitive Touch Screen	HD 1366*768
	11.6" [Subsidiary Screen]	HD 1366*768
	Audio outpu	3.5mm Active Speaker
	MicroSD (Optional)	TF.up to 32GB
	USB	4*USB 2.0
	RJ45	1 * Ethernet Interface
	RJ11	1 * Cash Drawer
	Rj09c	Customer Display Port
Input & Output	Input	220V-240V,50-60Hz
	Output	12V/3A
Power		Software version
System		Android 11

FCC Warnning:

This equipment has been tested and found to comply with the limits for a Class B digital device, pursuant to part 15 of the FCC Rules. These limits are designed to provide reasonable protection againstharmful interference in a residential installation. This equipment generates, uses and can radiateradio frequency energy and, if not installed and used in accordance with the instructions, maycause harmful interference to radio communications. However, there is no guarantee thatinterference will not occur in a particular installation. If this equipment does cause harmfulinterference to radio or television reception, which can be determined by turning the equipmentoff and on, the user is encouraged to try to correct the interference by one or more of thefollowing measures:

- Reorient or relocate the receiving antenna.
- Increase the separation between the equipment and receiver.
- Connect the equipment into an outlet on a circuit different from that to which the receiver is connected.
- Consult the dealer or an experienced radio/TV technician for help.

Caution: Any changes or modifications to this device not explicitly approved by manufacturer could void your authority to operate this equipment.

This device complies with part 15 of the FCC Rules. Operation is subject to the following two conditions:

(1)This device may not cause harmful interference, and (2) this device must accept any interference received, including interference that may cause undesired operation.

This equipment complies with FCC radiation exposure limits set forth for an uncontrolled environment. This equipment should be installed and operated with minimum distance 20cm between the radiator and your body.

ISED Statement

- English: This device complies with Industry Canada license-exempt RSS standard(s). Operation is subject to the following two conditions: (1) This device may not cause interference, a nd (2) This device must accept any interference, including interference that may cause undesired operation of the device.

The digital apparatus complies with Canadian CAN ICES-3 (B)/NMB-3(B).

- French: Le présentappareilestconforme aux CNR d'Industrie Canada applicables aux appareils radio exempts de licence. L'exploitationestautorisée aux deux conditions suivantes: (1) l'appareil ne doit pas produire de brouillage, et (2) l'utilisateur de l'appareildoit accepter tout brouillageradi oélectriquesubi, mêmesi le brouillageest susceptible d'encompromettre le fonctionnement.

l'appareil numérique du ciem conforme canadien peut - 3 (b) / nmb - 3 (b).

This device meets the exemption from the routine evaluation limits in section 2.5 of RSS 102 and compliance with RSS 102 RF exposure, users can obtain Canadian information on RF exposure and compliance.

cet appareil est conforme à l'exemption des limites d'évaluation courante dans la section 2.5 du cnr - 102 et conformité avec rss 102 de l'exposition aux rf, les utilisateurs peuvent obtenir des données canadiennes sur l'exposition aux champs rf et la conformité.

This equipment complies with Canada radiation exposure limits set forth for an uncontrolled environment.

This equipment should be installed and operated with minimum distance 20cm between the radiator & your body.

Cet équipement est conforme Canada limites d'exposition aux radiations dans un environnement non contrôlé.

Cet équipement doit être installé et utilisé avec une distance minimale de 20 cm entre le radiateur et votre corps.