Eye Massager

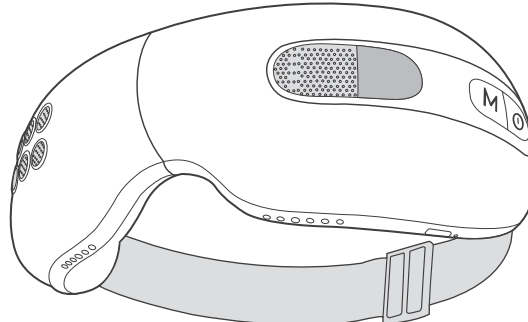

L80

User Manual

CONTENTS

01-11 English

EN

SAFETY INSTRUCTIONS

Unsuitable Crowd

· Those who are recovering from recent eye surgery.
· Those who are under treatment and have physical abnormalities.
· Those who have infectious diseases.
· Those who have ocular hypertension, hypertension, arteriosclerosis or cerebral thrombosis.
· Those who have a high fever, malignant tumor and osteoporosis.

Electricity Safety

· Cut off power before using or cleaning.
· If this instrument falls into water in the course of charging, cut off power and do not touch it directly.
· This instrument contains lithium battery. Do not dismantle, modify or throw it in the fire to avoid any hazard.

Related to Use

· Keep this instrument away from water, fire and corrosive environment.
· Do not use this instrument in humid, high temperature, or high electromagnetic environment.
· Do not use this instrument when you are sleeping.
· Do not keep using this instrument for a long period, or it may cause fatigue and discomfort to the massaged area.
· This instrument has constant temperature heating function. Continuous use of hot compress for an extended period may cause low-temperature burns to temperature-sensi tive people.
· Those who wear contact lenses should remove the lenses before using.
· Do not allow children to use this instrument alone.
· Those who have no physical, sensory or mental capabilities or lack knowledge to use the instrument safely must be supervised by a responsible person when using.
· This instrument is a household electronic product rather than a medical device, thus, it is not suitable for diagnosis, treatment and other commercial purposes.

KNOWING YOUR EYE MASSAGER

SPECIFICATIONS

Mode	L80
Input	5V-1A
Rated Power	4.5W
Built-in Battery Capacity	2500mAh

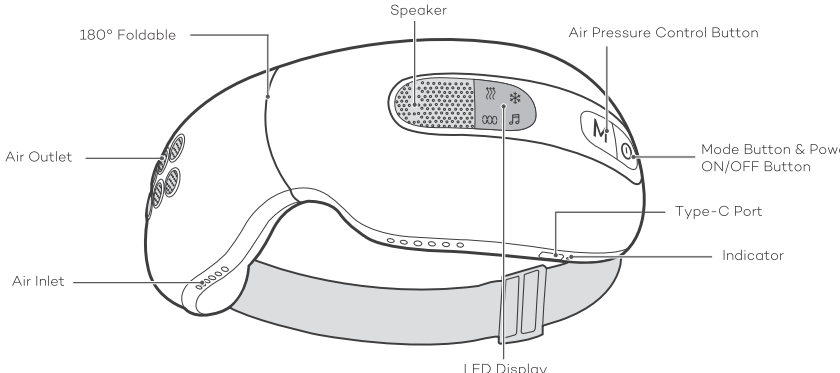
Speaker
180° Foldable
Air Pressure Control Button
Air Outlet
Mode Button & Power
ON/OFF Button
Type-C Port
Indicator
Air Inlet
LED Display

USING YOUR EYE MASSAGER

- Do not block the air inlet/outlet when the instrument is running.
- Charge the instrument immediately once a voice prompt “lower power” is emitted, or it will auto power off after five prompts.
- This instrument cannot work during charging.

1. Connect the instrument to any USB charging port with the included cable. The indicator will change from red to blue once charging finishes.

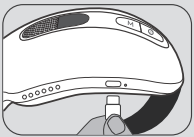

2. Long press the ⏻ button to power on. The instrument will enter the dynamic mode with soft air pressure by default.

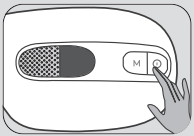

3. Adjust the elastic strap of this instrument and put it on.

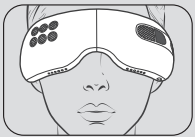

4. Connect mobile BluetoothAndroid operation procedure:
1.Turn on the Bluetooth port on your phone.
2.In the Other Devices list. select L80.
3.The Bluetooth PairingRequest page is displayed
4. Click PAIR,Theconnection is successful

Apple's steps
1.Turn on Bluetooth
2.Select L80 from theOTHER DEVICES list,Theconnection is successful.

Enable/Disable light music

Press the ⏻ button twice to enable/dis-able light music.

Mode Selection

Press the ⏻ button once each time, then warm/ cooling/ automatic mode will be selected.

Air Pressure Adjustment

Press the M button once each time, then strong/soft /no air pressure will be selected.

Notes: Air pressure cannot be disabled in the dynamic mode.

Long press the ⏻ button to power off. The built-in fan will keep running for around 1 minute to cool this instrument down.

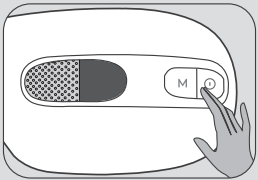

1. Common Massage
Select the dynamic mode to knead the acupoints around the eyes and adjust the level of air pressure as per your reference.
2. Hot Compress
Select the warm mode to help blood circulation and muscle relaxation around the eyes (Temperature range:
101. °F-106.7°F).
3. Cold Compress
Select the cooling mode to constrict the blood vessels and relieve swelling around the eyes (Temperature range: 68.9°F-74.3°F).
4. Alternating Hot and Cold Compress
Select the automatic mode to achieve alternating hot and cold compress to maximize eyestrain alleviation.
Note: Combine hot/cold compress with different levels of air pressure as per your reference.

Massage Tips

CLEANING AND STORAGE

Clean this instrument with a damp and soft cloth or tissue, and store it in a dry and shady place.

- Do not rinse the instrument under tap water.
- Do not clean with any chemical detergents.
- Do not disassemble the instrument by yourself.
- Recharge the instrument once every six months when not in use.

TROUBLE-SHOOTING

Q: This instrument does not turn on/ work.
A: Check if it is out of power or at low battery level, if yes, charge the instrument before using.
Q: Failed to charge this instrument.
A: Ensure two ends of the charging cable are well plugged. If it still doesn't work, change another USB cable of the same type and try again.
Q: Air pressure is not available.
A: Check if air pressure is disabled, if yes, enable the air pressure.
Q: This instrument cannot be cooled.
A: Select the cooling mode to enable cold compress, or turn off the instrument for half an hour to cool it down prior to next use.
Q: This instrument cannot be heated.
A: Select the warm mode to enable hot compress.
Q: This running instrument emits noise.
A: It is normal. This sound is emitted by the operating built-in fan.

WARRANTY AND SERVICES

Thanks for choosing Easay Eye Massager. This product is covered with Easay product and labor warranty for 12 months from the date of its original purchase.

The warranty will not apply in cases of :
- Misuse, dismantling, or repairs performed by unauthorized personnel.
- Any unit that has been tampered with or used for commercial purpose.
- Use of force, natural hazards, damage caused by external influences.
- Damage caused by non-observance of the User Manual, e.g. connection to an u nsuitable mains supply or non-compliance with the instructions.
- Partially or completely dismantled appliances.
- Defects caused by or resulting from damages from shipping or alteration to the product or any of its parts that have been performed by unauthorized personnel.

We can only provide after-sales service for products that are sold by Easay or Easay authorized retailers and distributors.
If you have purchased your unit from a different place, please contact your seller for return and warranty issues.

*** Please have your invoice and order ID ready before contacting Customer Support.**

DE

SICHERHEIT SHINWEISE

Ungeeignete Personengruppe

- Menschen, die sich von einer kürzlichen Augenoperation erholen.
- Menschen, die aktuell behandelt werden oder körperliche Anomalien aufweisen.
- Menschen mit Infektionskrankheiten.
- Menschen mit okulärer Hypertension, Hypertension, Arteriosklerose oder zerebraler Thrombose.
- Menschen mit hohem Fieber, einem bösartigen Tumor und Osteoporose.

Elektrische Sicherheit

- Trennen Sie vor Benutzung oder Reinigung die Stromversorgung.
- Falls dieses Gerät während des Aufladens ins Wasser fällt, unterbrechen Sie die Stromversorgung und berühren Sie das Gerät nicht direkt.
- Dieses Instrument enthält einen Lithium-Akku. Demontieren und modifizieren Sie es nicht, werfen Sie es nicht ins Feuer. Andernfalls drohen Gefahren.

Hinweise zur Verwendung

- Halten Sie dieses Instrument von Wasser, Feuer und Korrosion fern.
- Verwenden Sie dieses Instrument nicht an Orten mit hoher Feuchtigkeit, hoher Temperatur oder hoher elektromagnetischer Strahlung.
- Verwenden Sie dieses Instrument nicht, während Sie schlafen.
- Verwenden Sie dieses Instrument nicht längere Zeit. Stellen Sie die Benutzung ein, wenn Sie Ermüdung oder Unannehmlichkeiten am massierten Bereich feststellen.
- Dieses Instrument hat eine Heizfunktion, mit der eine konstante Temperatur gehalten wird. Längere kontinuierliche Verwendung der heißen Kompresse kann es bei temperaturempfindlichen Menschen zu einer Verbrennung bei niedriger Temperatur kommen.
- Kontaktlinsenträger sollten die Kontaktlinsen vor der Verwendung entfernen.
- Lassen Sie Kinder dieses Instrument nicht allein benutzen.
- Menschen mit körperlichen oder geistigen Einschränkungen oder einem Mangel an Wissen im sicheren Umgang mit dem Instrument müssen bei der Verwendung von einer verantwortlichen Person beaufsichtigt werden.
- Dieses Instrument ist eher ein elektronisches Haushaltsgerät als ein Medizingerät, es eignet sich nicht für Diagnose, Behandlung und andere kommerzielle Zwecke.

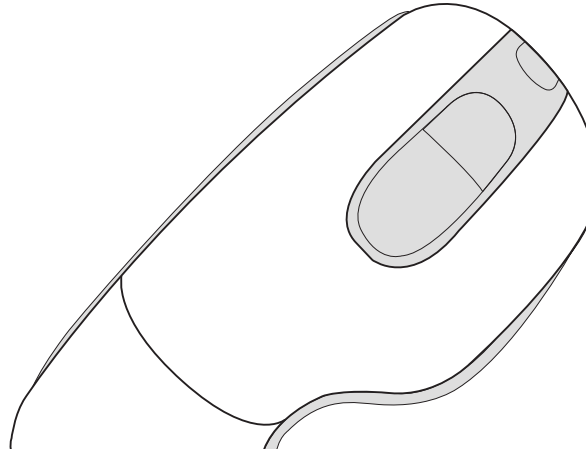

This device complies with part 15 of the FCC Rules. Operation is subject to the following two conditions: (1) This device may not cause harmful interference, and (2) this device must accept any interference received, including interference that may cause undesired operation.

Any Changes or modifications not expressly approved by the party responsible for compliance could void the user's authority to operate the equipment.

Note: This equipment has been tested and found to comply with the limits for a Class B digital device, pursuant to part 15 of the FCC Rules. These limits are designed to provide reasonable protection against harmful interference in a residential installation. This equipment generates uses and can radiate radio frequency energy and, if not installed and used in accordance with the instructions, may cause harmful interference to radio communications. However, there is no guarantee that interference will not occur in a particular installation. If this equipment does cause harmful interference to radio or television reception, which can be determined by turning the equipment off and on, the user is encouraged to try to correct the interference by one or more of the following measures:
-Reorient or relocate the receiving antenna.
-Increase the separation between the equipment and receiver.
-Connect the equipment into an outlet on a circuit different from that to which the receiver is connected.
-Consult the dealer or an experienced radio/TV technician for help.

RF warning for Portable device:
The device has been evaluated to meet general RF exposure requirement. The device can be used in portable exposure condition without restriction.