Appendix Test Data for BT(BDR/EDR) (Conducted Measurement)

Product Name: Projector

Trade Mark: Aandz

Test Model: M1

FCC ID: 2BAWM-M1

Environmental Conditions

Temperature:	25.5°C
Relative Humidity:	55%
ATM Pressure:	100.0 kPa
Test Engineer:	Anna Hu
Supervised by:	Hugo Chen
NOTE	N/A

Appendix A: 20dB Emission Bandwidth

Test Result

TestMode	Antenna	Channel	20db EBW[MHz]	FL[MHz]	FH[MHz]	Limit[MHz]	Verdict
DH5	Ant0	2402	1.023	2401.490	2402.513	---	---
		2441	1.035	2440.484	2441.519	---	---
		2480	1.065	2479.457	2480.522	---	---
2DH5	Ant0	2402	1.347	2401.334	2402.681	---	---
		2441	1.368	2440.328	2441.696	---	---
		2480	1.347	2479.337	2480.684	---	---

Test Graphs

DH5_Ant0_2402

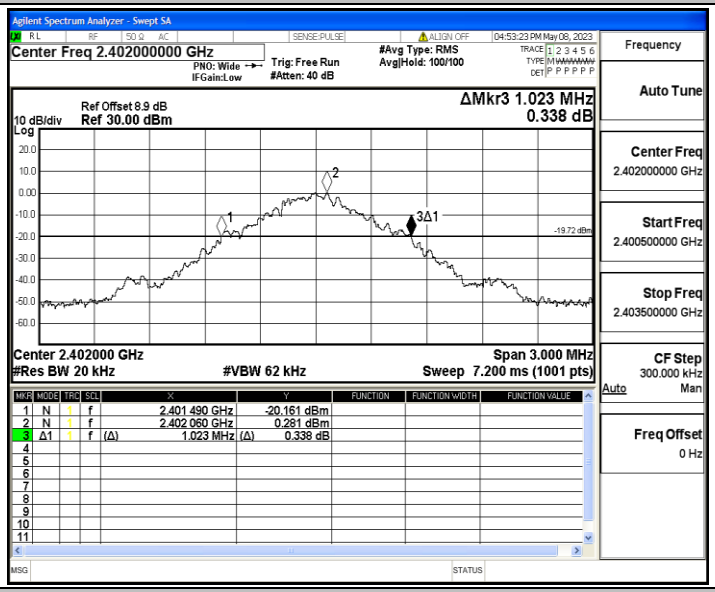

DH5_Ant0_2441

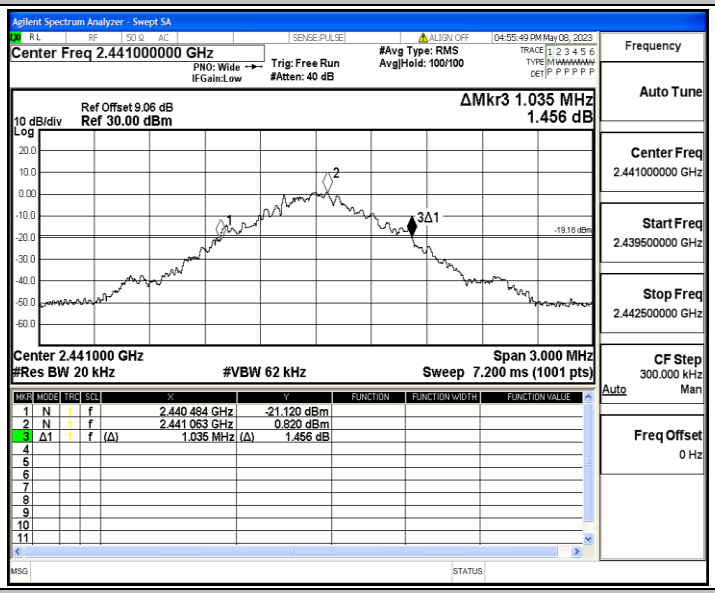

DH5_Ant0_2480

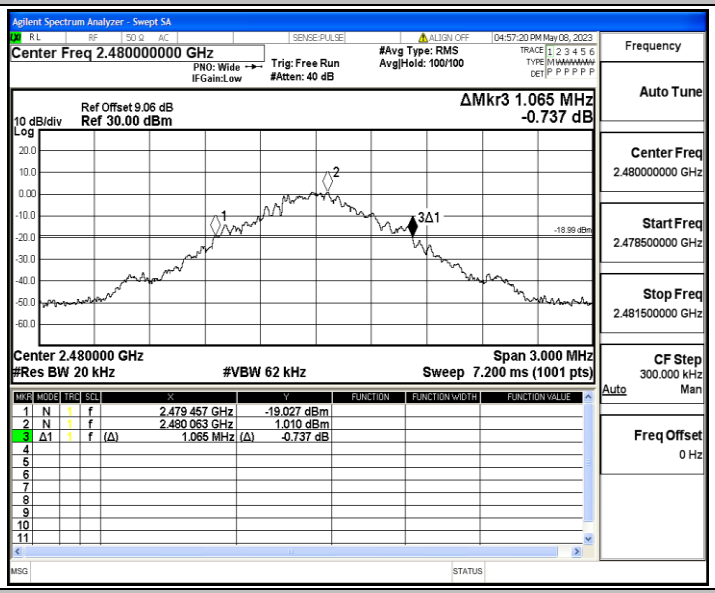

2DH5_Ant0_2402

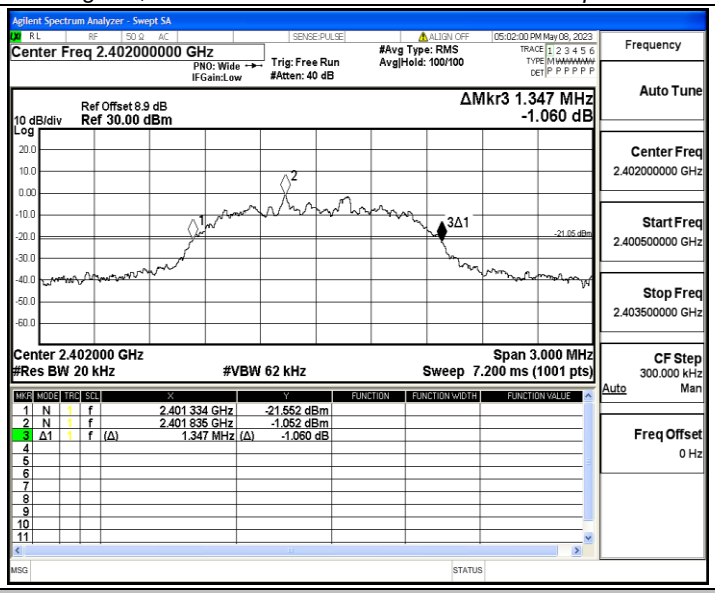

2DH5_Ant0_2441

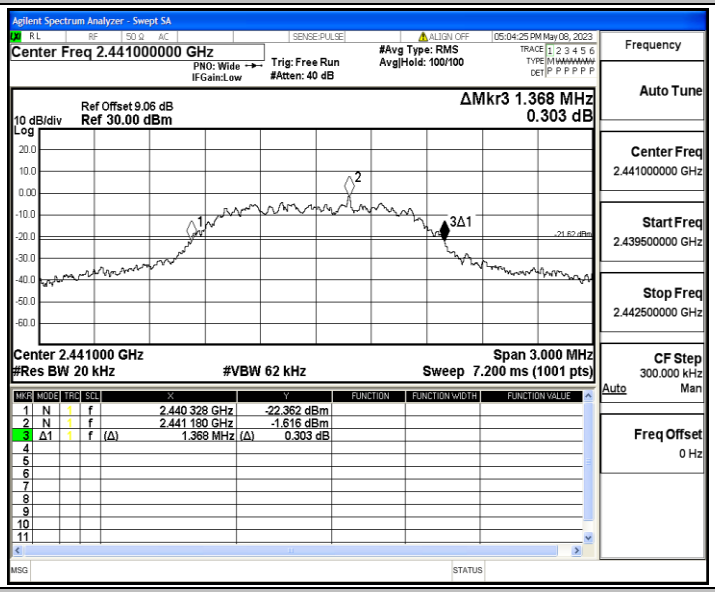

2DH5_Ant0_2480

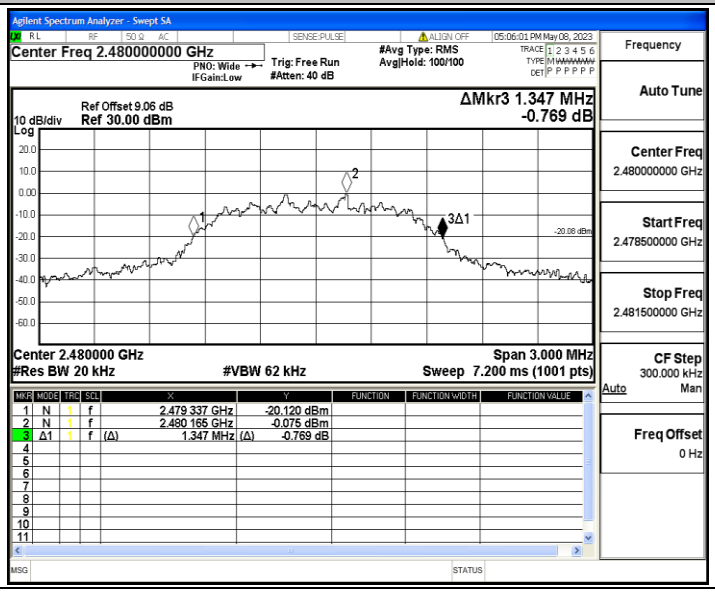

Appendix B: Occupied Channel Bandwidth

Test Result

TestMode	Antenna	Channel	OCB [MHz]	FL[MHz]	FH[MHz]	Limit[MHz]	Verdict
DH5	Ant0	2402	0.92356	2401.5374	2402.4610	---	---
		2441	0.95574	2440.5191	2441.4748	---	---
		2480	0.96644	2479.5160	2480.4825	---	---
2DH5	Ant0	2402	1.2224	2401.3951	2402.6175	---	---
		2441	1.2478	2440.3809	2441.6287	---	---
		2480	1.2562	2479.3791	2480.6353	---	---

Test Graphs

DH5_Ant0_2402

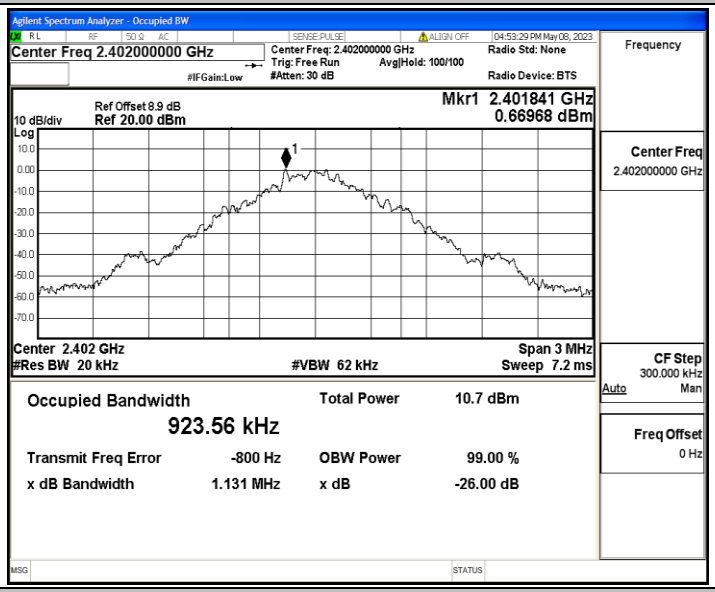

DH5_Ant0_2441

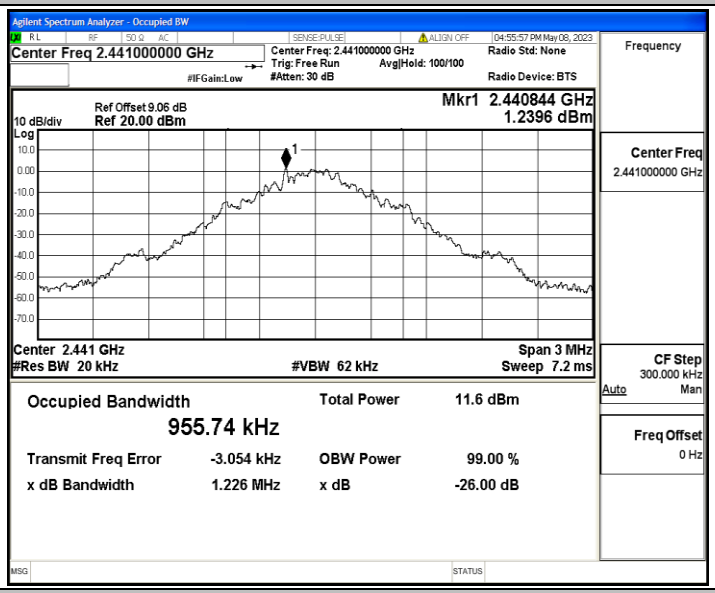

DH5_Ant0_2480

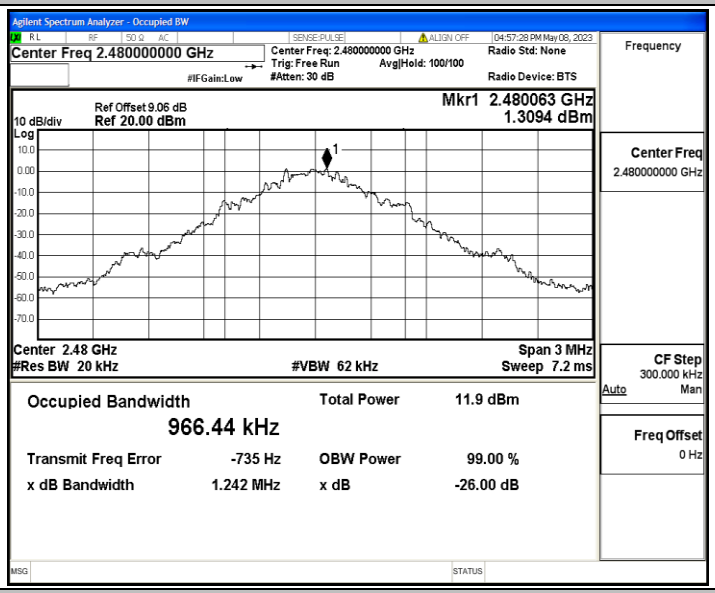

2DH5_Ant0_2402

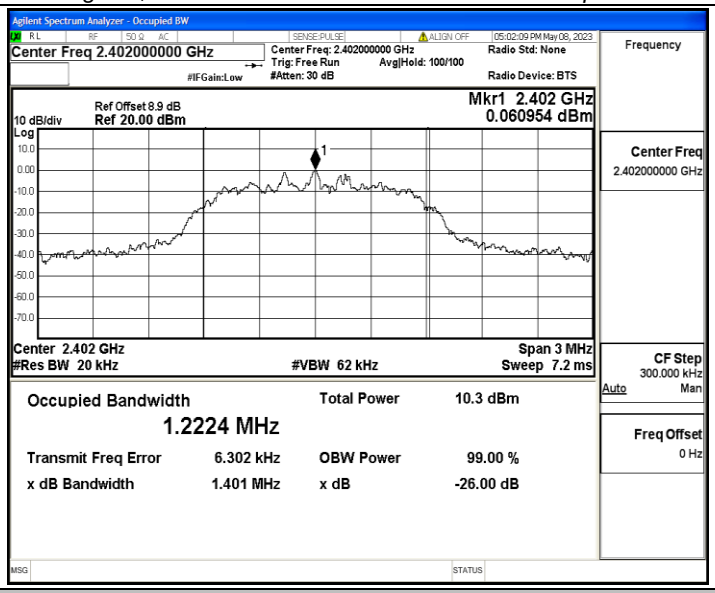

2DH5_Ant0_2441

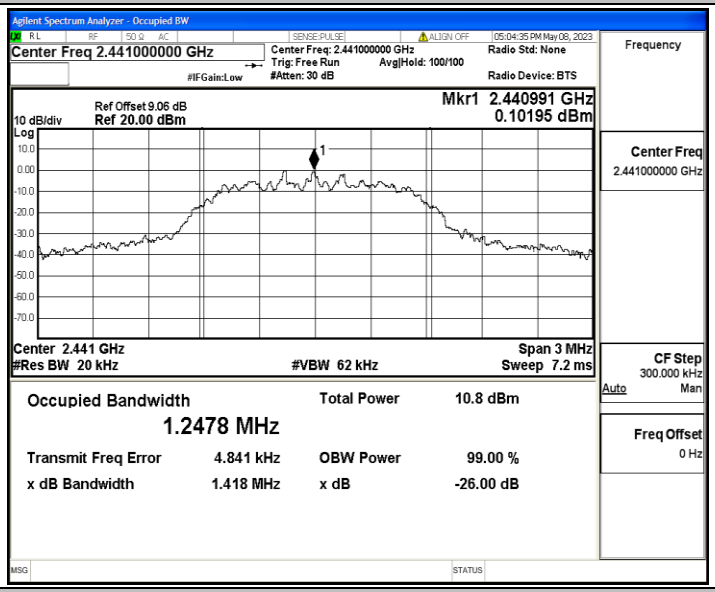

2DH5_Ant0_2480

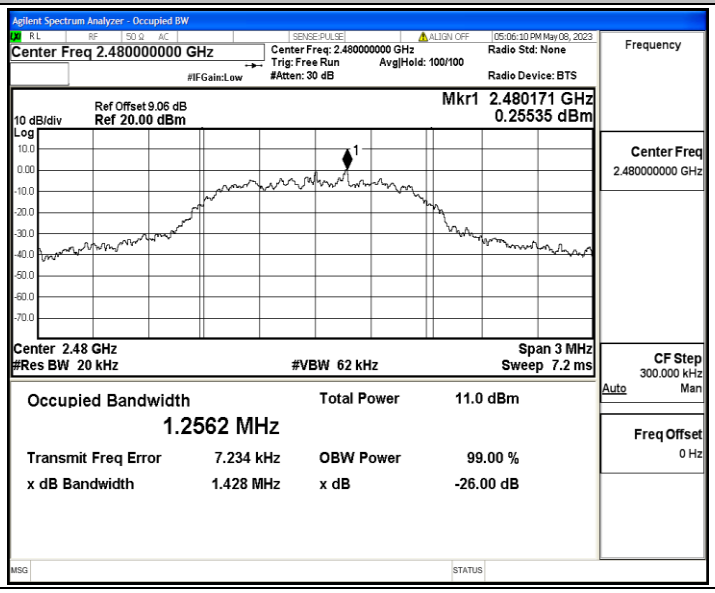

Appendix C: Maximum Peak conducted output power

Test Result

TestMode	Antenna	Channel	Result[dBm]	Limit[dBm]	Verdict
DH5	Ant0	2402	3.98	≤30.00	PASS
		2441	4.97	≤30.00	PASS
		2480	5.18	≤30.00	PASS
2DH5	Ant0	2402	4.44	≤20.97	PASS
		2441	5.4	≤20.97	PASS
		2480	5.71	≤20.97	PASS

Test Graphs

DH5_Ant0_2402

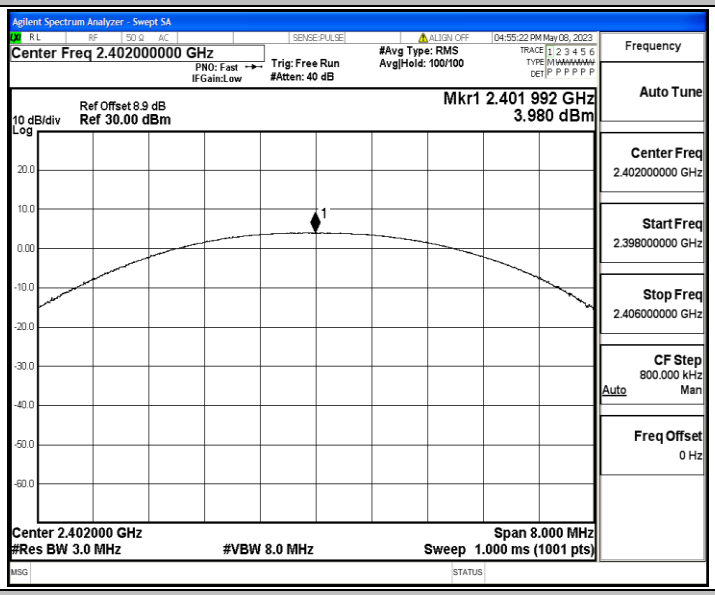

DH5_Ant0_2441

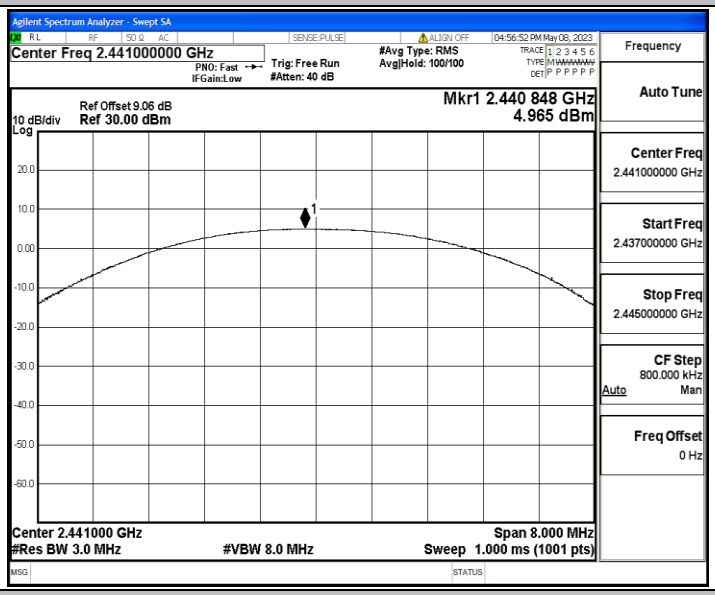

DH5_Ant0_2480

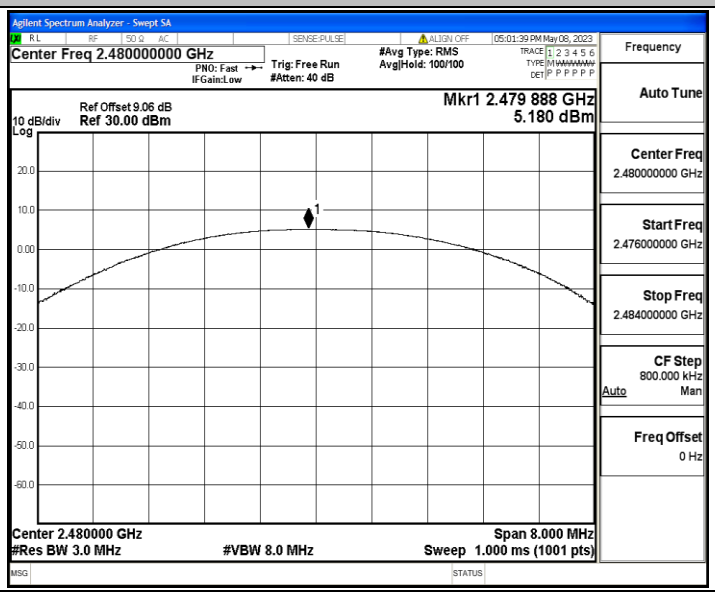

2DH5_Ant0_2402

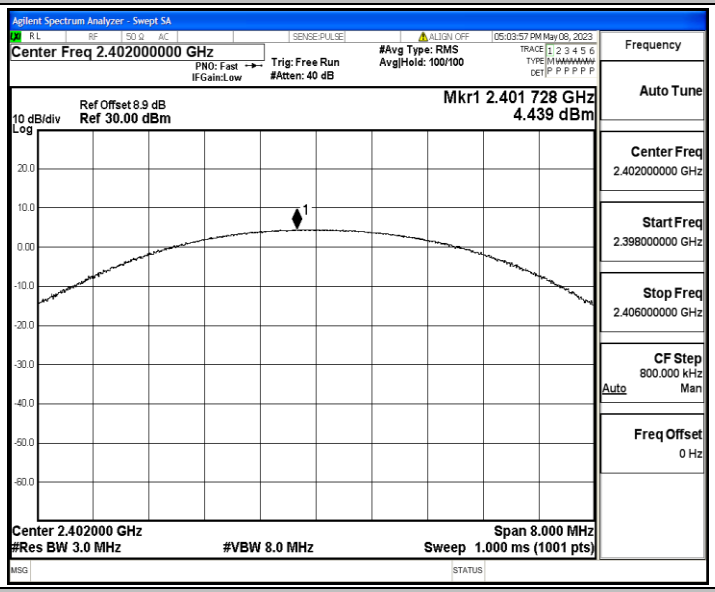

2DH5_Ant0_2441

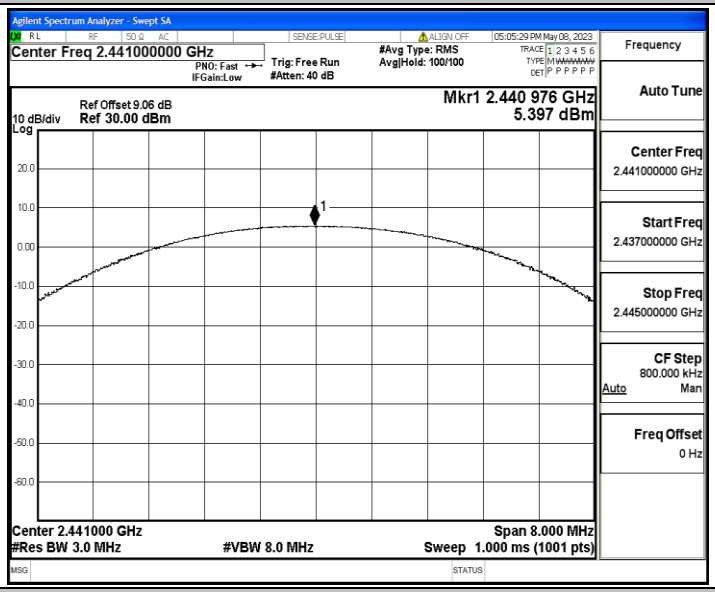

2DH5_Ant0_2480

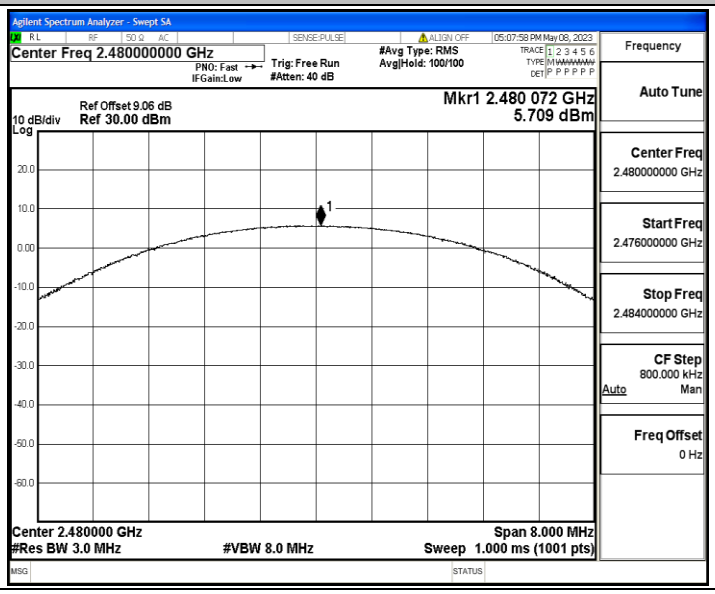

Appendix D: Carrier frequency separation

Test Result

TestMode	Antenna	Channel	Result[MHz]	Limit[MHz]	Verdict
DH5	Ant0	Hop	1.118	≥1.065	PASS
2DH5	Ant0	Hop	1.018	≥0.912	PASS

Test Graphs

DH5_Ant0_Hop

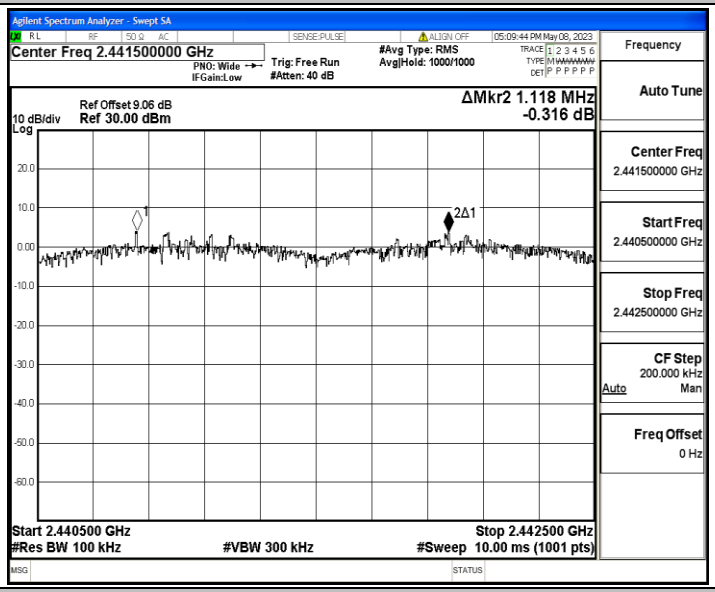

2DH5_Ant0_Hop

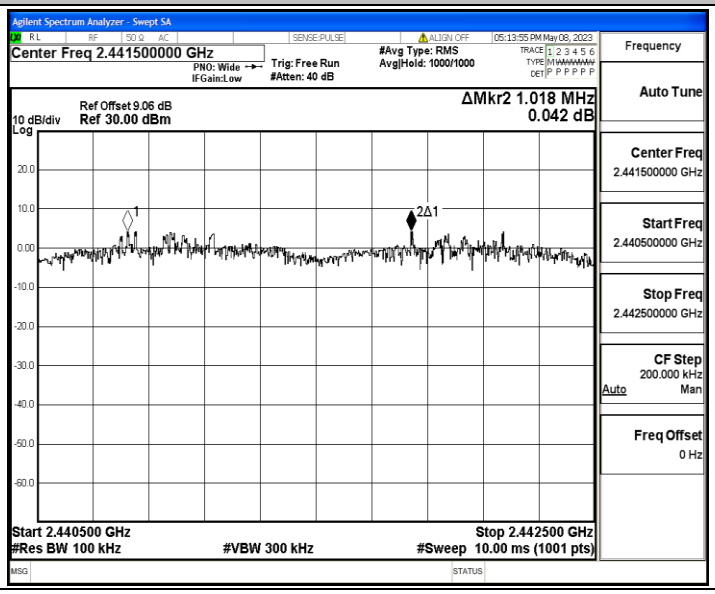

Appendix E: Time of occupancy

Test Result

TestMode	Antenna	Channel	BurstWidth [ms]	TotalHops [Num]	Result[s]	Limit[s]	Verdict
DH5	Ant0	Hop	2.884	70	0.202	≤0.4	PASS
2DH5	Ant0	Hop	2.884	120	0.346	≤0.4	PASS

Test Graphs

DH5_Ant0_Hop
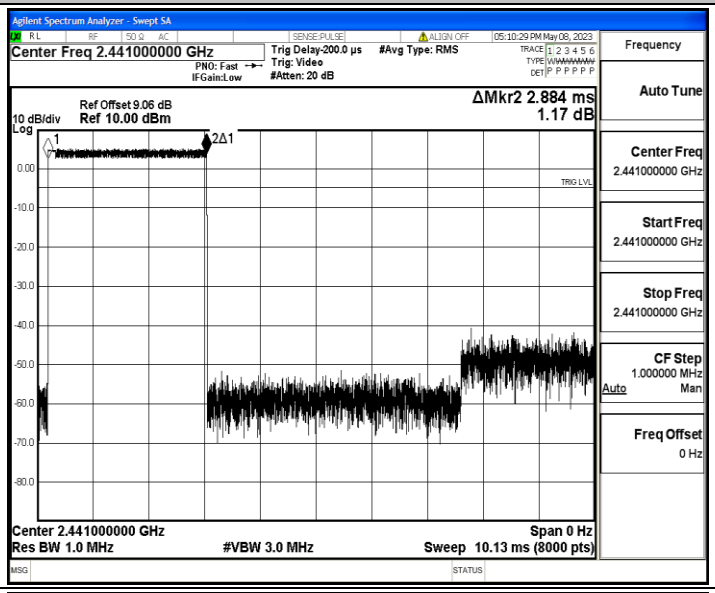
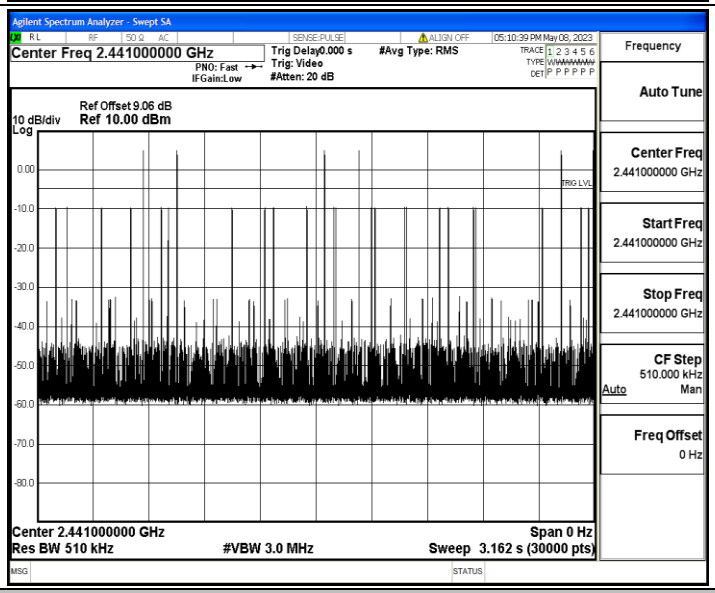
2DH5_Ant0_Hop
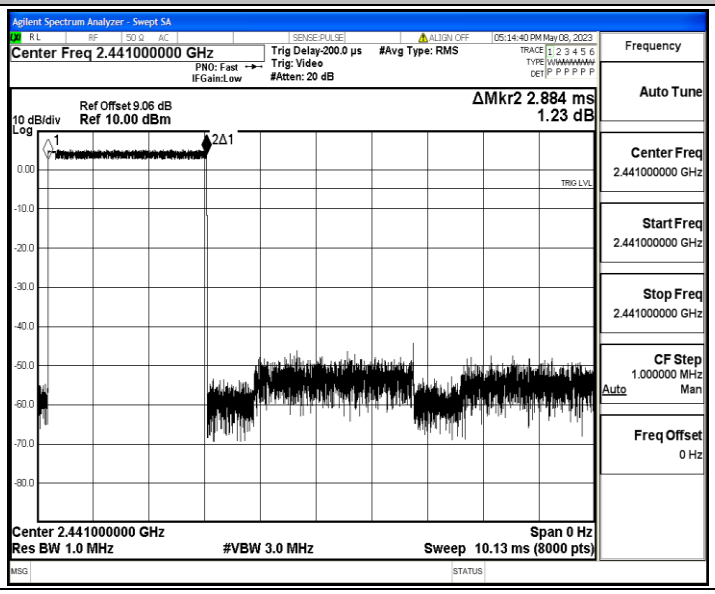

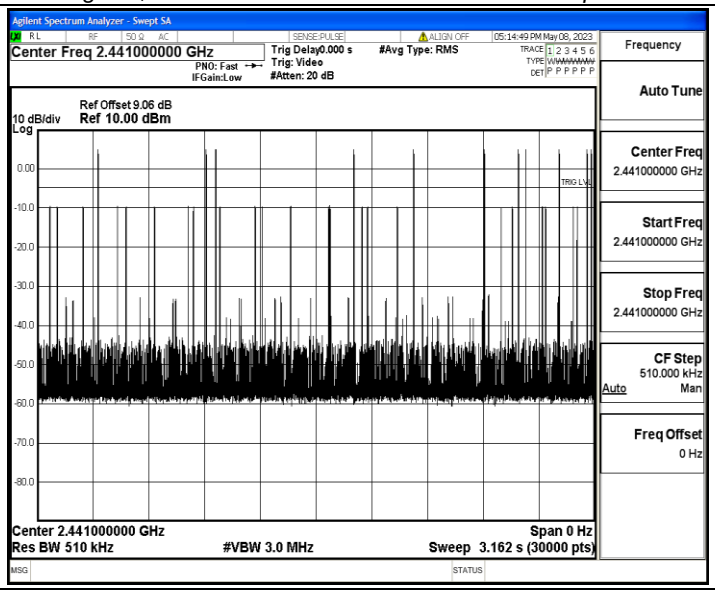
Agilent Spectrum Analyzer - Swept SA
Center Freq 2.441000000 GHz
Trig Delay0.000 s
Trig: Video
#Atten: 20 dB
#Avg Type: RMS
PNO: Fast
IFGain:Low
05:14:49 PM May 08, 2023
Ref Offset 9.06 dB
10 dB/div Ref 10.00 dBm
Log
0.00
-10.0
-20.0
-30.0
-40.0
-50.0
-60.0
-70.0
-80.0
Center 2.441000000 GHz
Span 0 Hz
Res BW 510 kHz
#VBW 3.0 MHz
Sweep 3.162 s (30000 pts)
Frequency
Auto Tune
Center Freq
2.441000000 GHz
Start Freq
2.441000000 GHz
Stop Freq
2.441000000 GHz
CF Step
510.000 kHz
Auto
Man
Freq Offset
0 Hz

Appendix F: Number of hopping channels

Test Result

TestMode	Antenna	Channel	Result[Num]	Limit[Num]	Verdict
DH5	Ant0	Hop	79	≥15	PASS
2DH5	Ant0	Hop	79	≥15	PASS

Test Graphs

DH5_Ant0_Hop
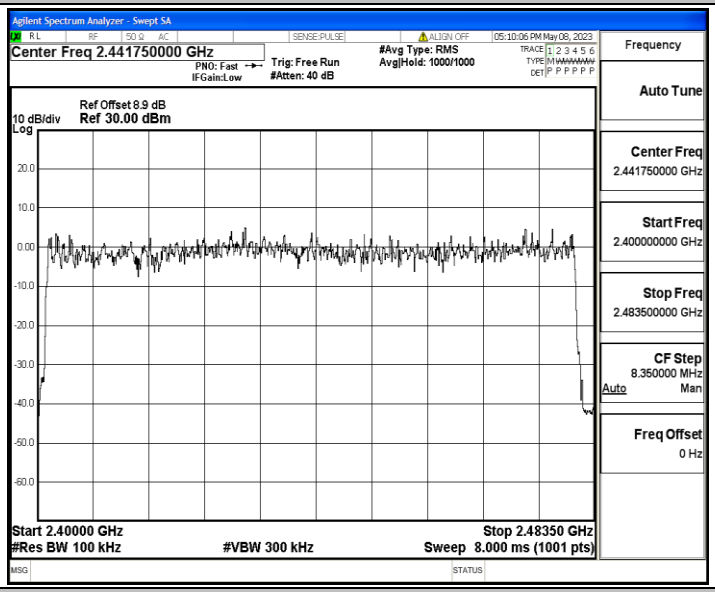

2DH5_Ant0_Hop
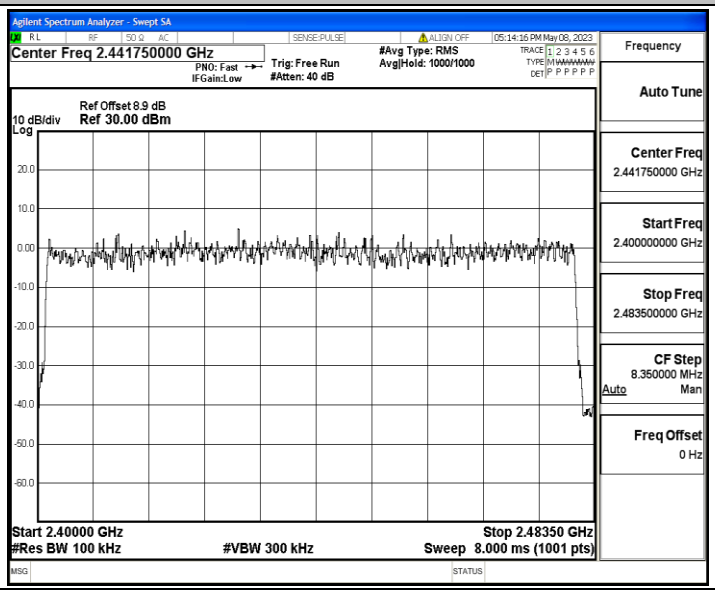

Appendix G: Band edge measurements

Test Result

TestMode	Antenna	ChName	Channel	RefLevel [dBm]	Result [dBm]	Limit [dBm]	Verdict
DH5	Ant0	Low	2402	3.75	-47.46	≤-16.25	PASS
		High	2480	4.92	-46.17	≤-15.08	PASS
		Low	Hop_2402	0.41	-46.46	≤-19.59	PASS
		High	Hop_2480	1.85	-43.95	≤-18.15	PASS
2DH5	Ant0	Low	2402	3.07	-45.83	≤-16.94	PASS
		High	2480	4.74	-47.05	≤-15.26	PASS
		Low	Hop_2402	-0.08	-45.34	≤-20.08	PASS
		High	Hop_2480	2.29	-45	≤-17.71	PASS

Test Graphs

DH5_Ant0_Low_2402

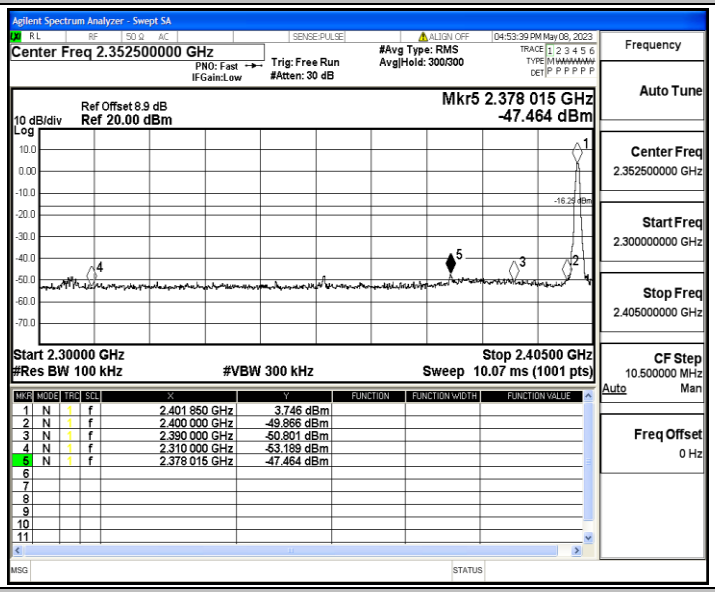

DH5_Ant0_High_2480

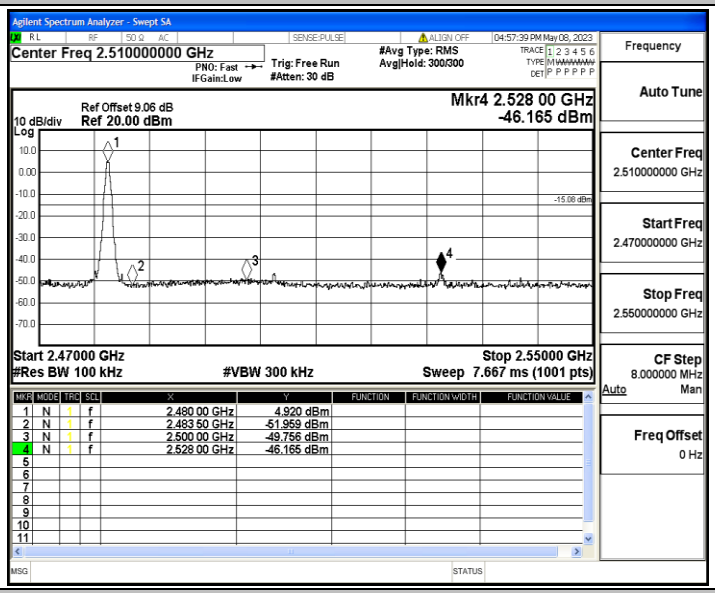

DH5_Ant0_Low_Hop_2402

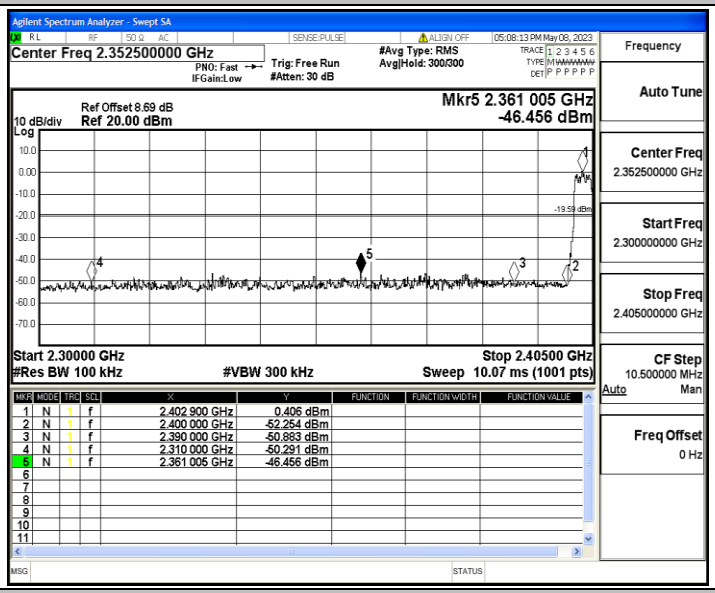

DH5_Ant0_High_Hop_2480

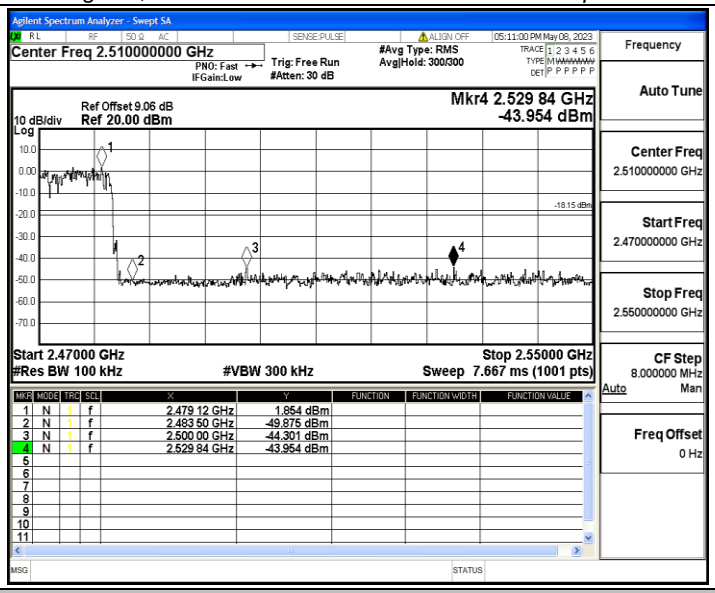

2DH5_Ant0_Low_2402

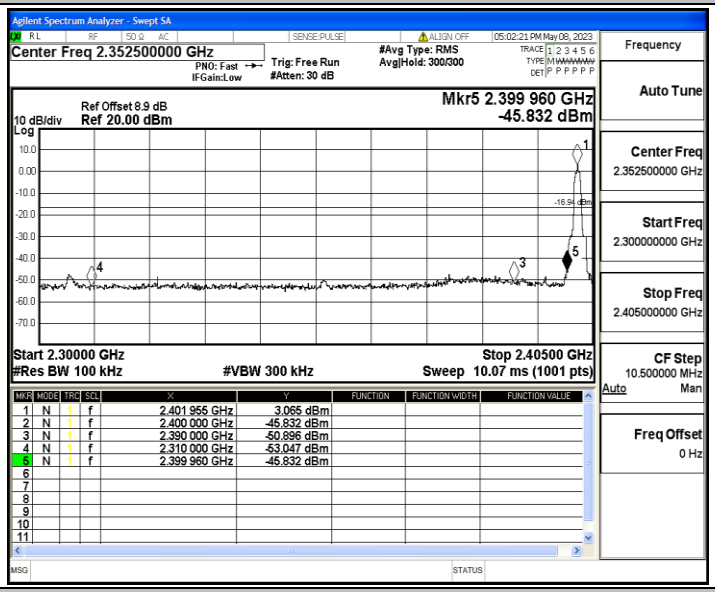

2DH5_Ant0_High_2480

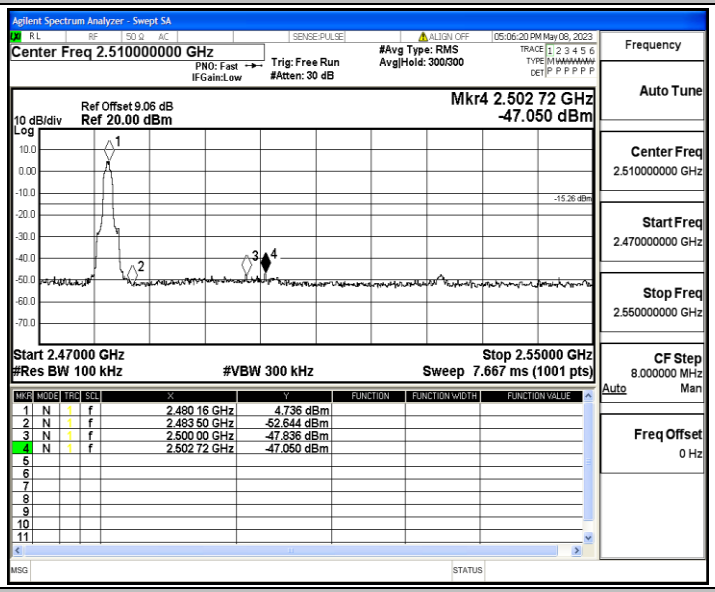

2DH5_Ant0_Low_Hop_2402

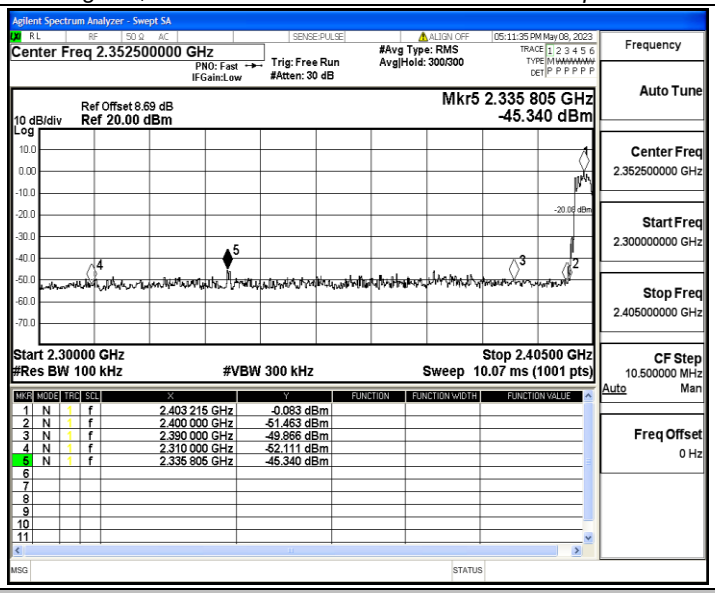

2DH5_Ant0_High_Hop_2480

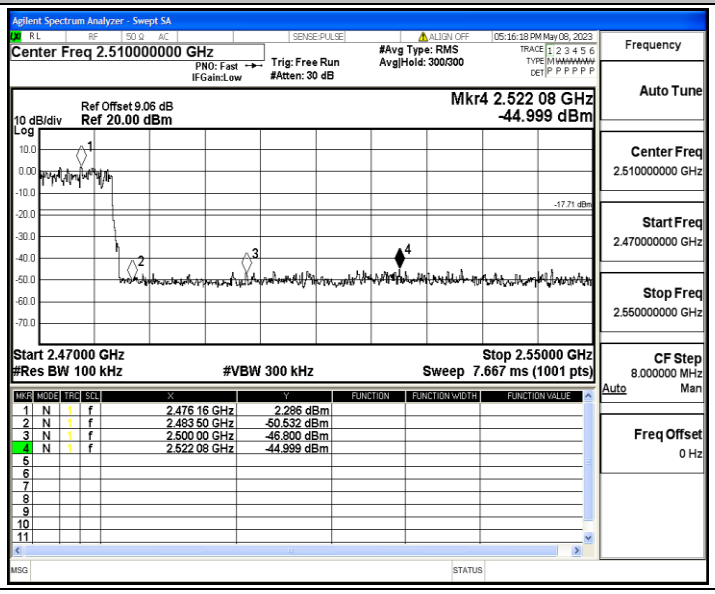

Appendix H: Conducted Spurious Emission

Test Result

TestMode	Antenna	Channel	FreqRange [MHz]	RefLevel [dBm]	Result [dBm]	Limit [dBm]	Verdict
DH5	Ant0	2402	Reference	2.95	2.95	---	PASS
			30~1000	2.95	-59.26	≤-17.05	PASS
			1000~26500	2.95	-40.8	≤-17.05	PASS
		2441	Reference	4.15	4.15	---	PASS
			30~1000	4.15	-51.23	≤-15.85	PASS
			1000~26500	4.15	-40.53	≤-15.85	PASS
		2480	Reference	4.44	4.44	---	PASS
			30~1000	4.44	-55.17	≤-15.56	PASS
			1000~26500	4.44	-38.27	≤-15.56	PASS
2DH5	Ant0	2402	Reference	0.40	0.40	---	PASS
			30~1000	0.40	-54.85	≤-19.6	PASS
			1000~26500	0.40	-43.73	≤-19.6	PASS
		2441	Reference	1.41	1.41	---	PASS
			30~1000	1.41	-54.36	≤-18.59	PASS
			1000~26500	1.41	-43.2	≤-18.59	PASS
		2480	Reference	1.95	1.95	---	PASS
			30~1000	1.95	-53.78	≤-18.05	PASS
			1000~26500	1.95	-39.13	≤-18.05	PASS

Test Graphs

DH5_Ant0_2402_0~Reference

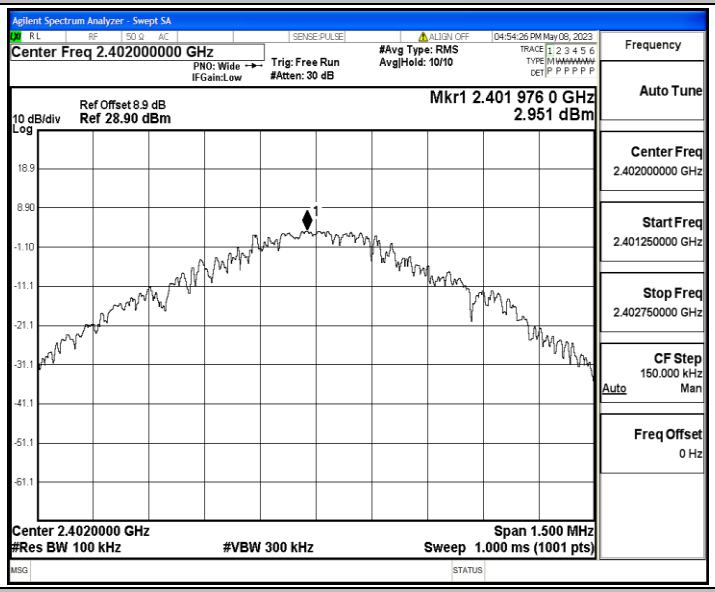

DH5_Ant0_2402_30~1000

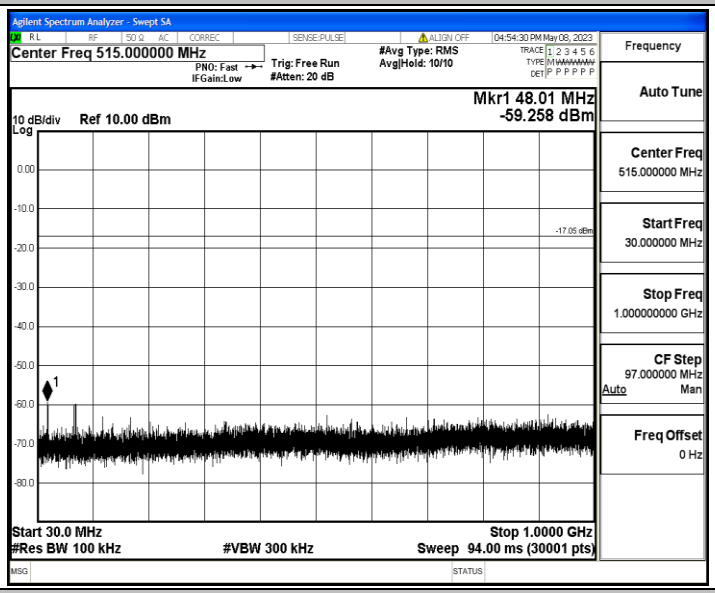

DH5_Ant0_2402_1000~26500

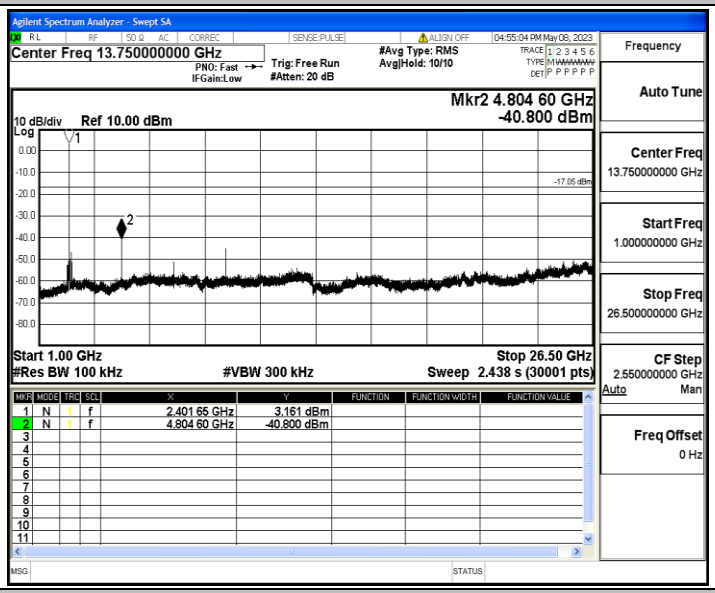

DH5_Ant0_2441_0~Reference

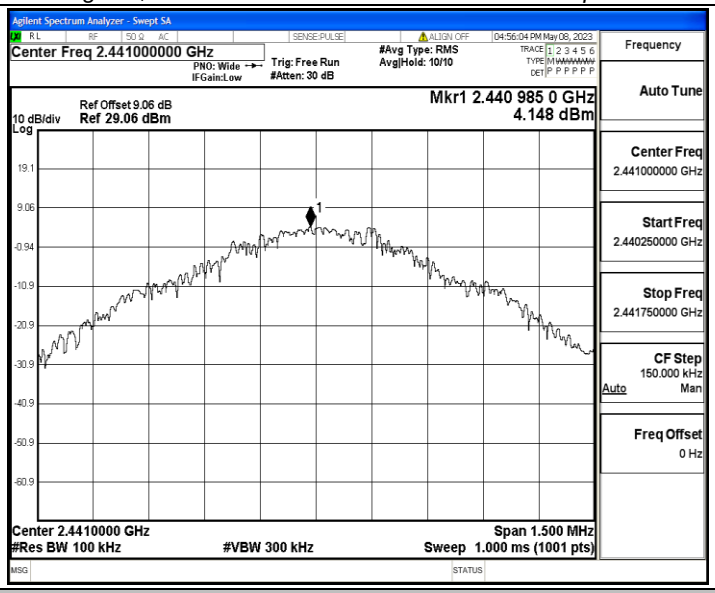

DH5_Ant0_2441_30~1000

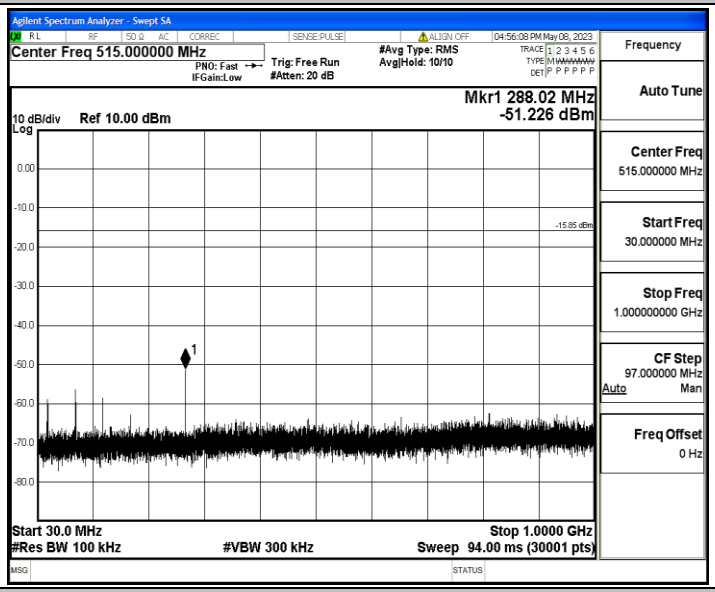

DH5_Ant0_2441_1000~26500

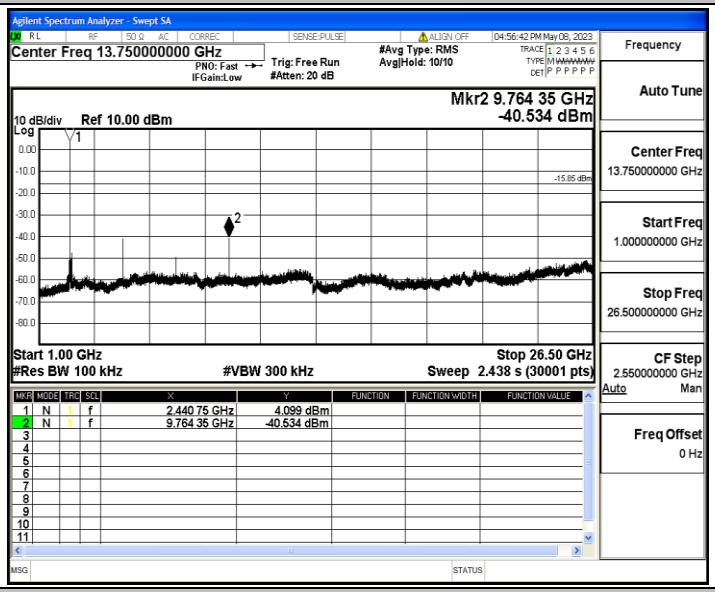

DH5_Ant0_2480_0~Reference

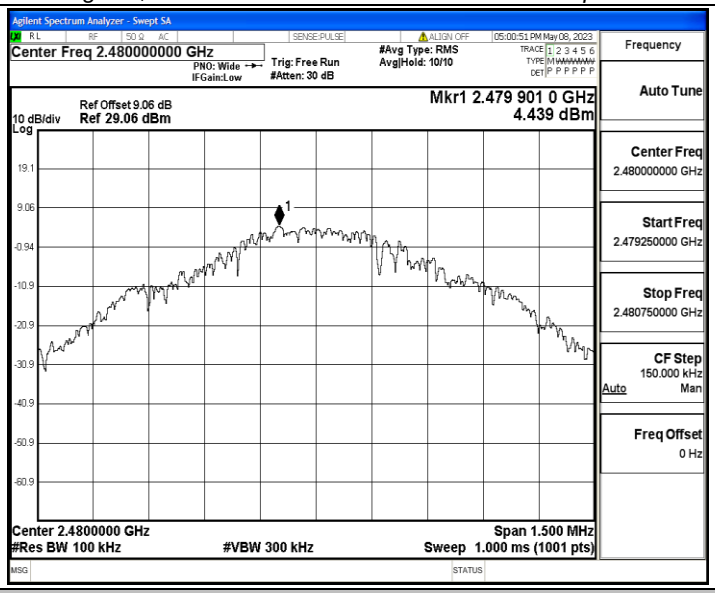

DH5_Ant0_2480_30~1000

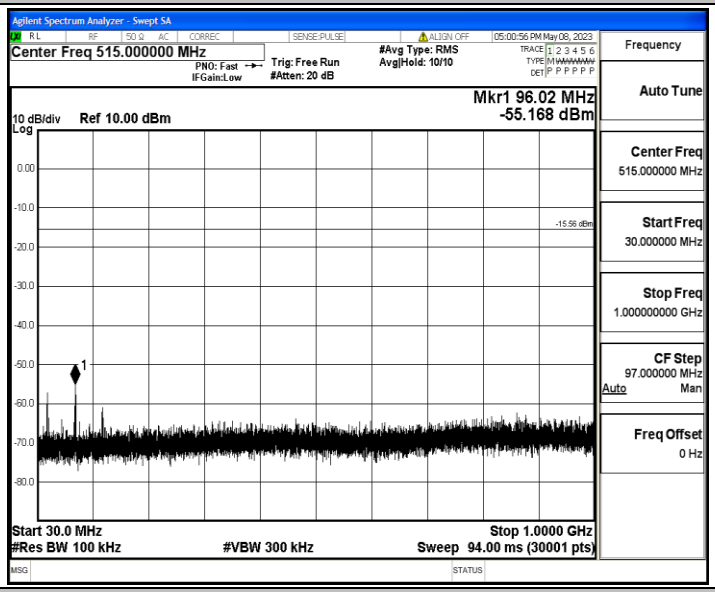

DH5_Ant0_2480_1000~26500

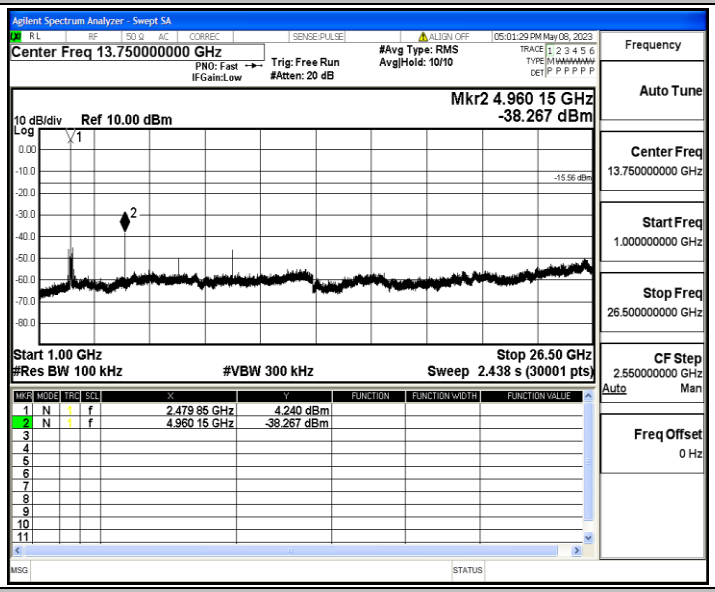

2DH5_Ant0_2402_0~Reference

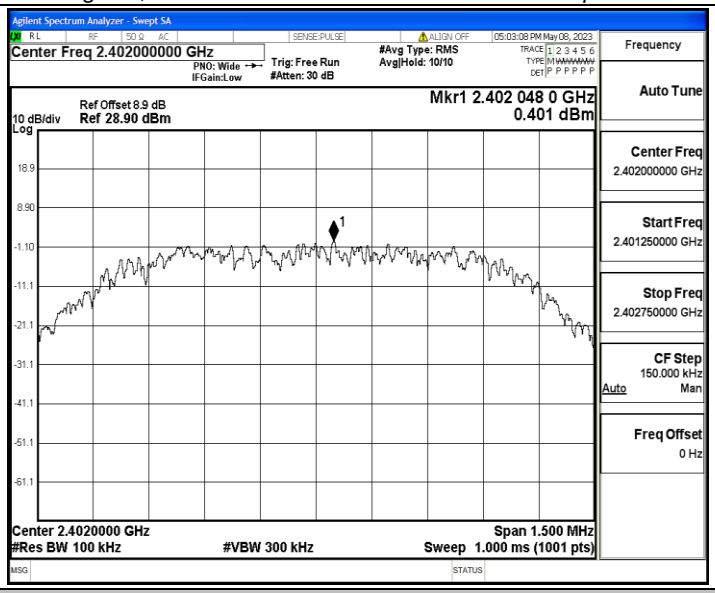

2DH5_Ant0_2402_30~1000

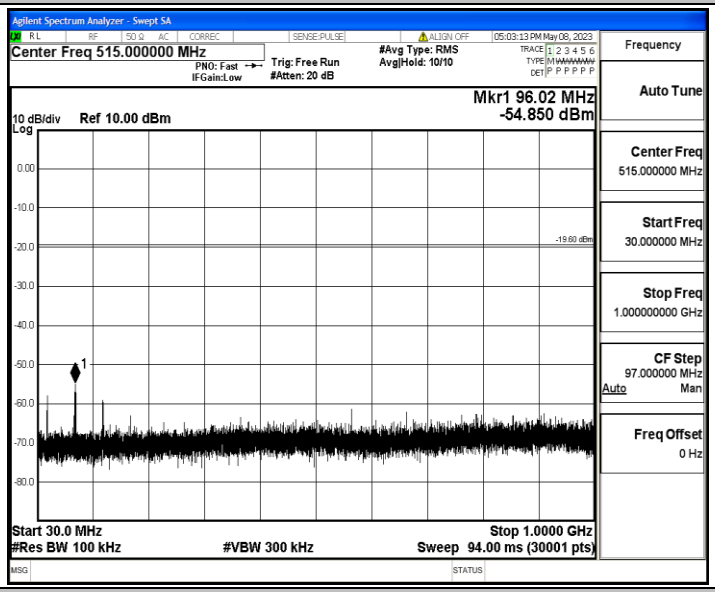

2DH5_Ant0_2402_1000~26500

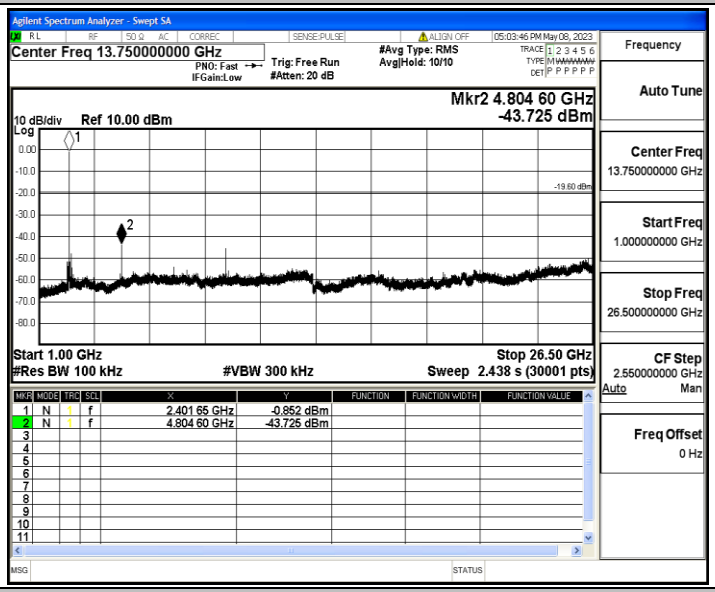

2DH5_Ant0_2441_0~Reference

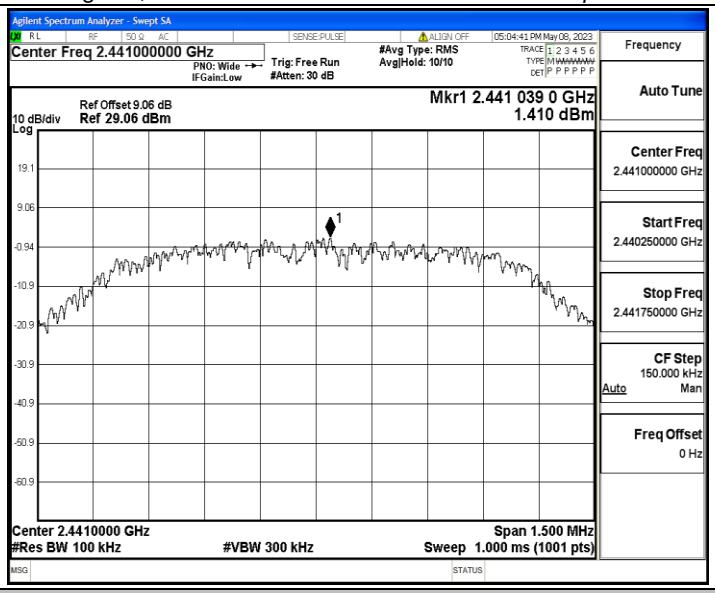

2DH5_Ant0_2441_30~1000

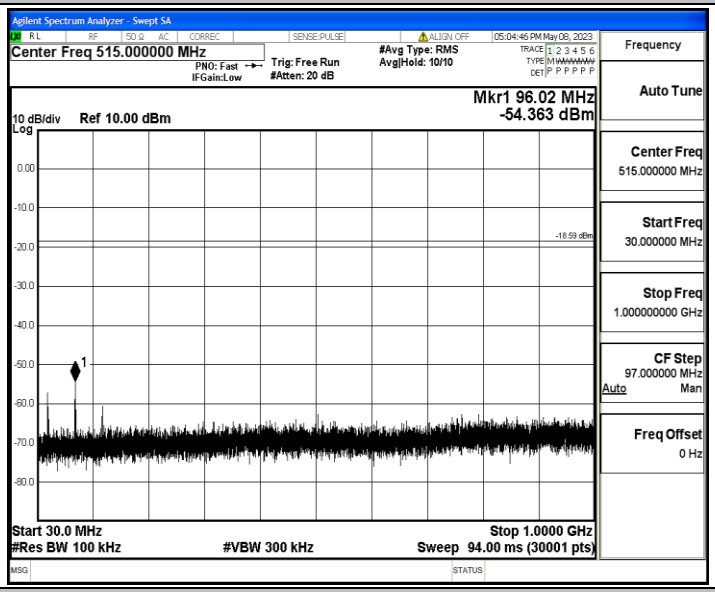

2DH5_Ant0_2441_1000~26500

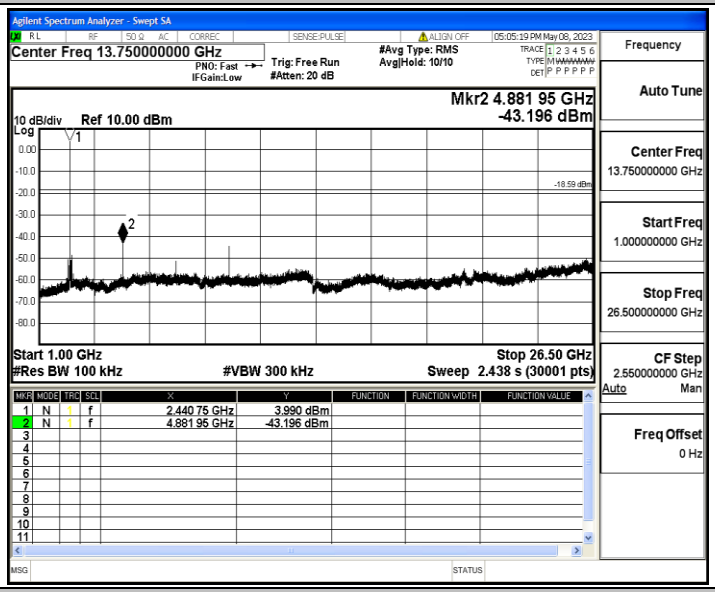

2DH5_Ant0_2480_0~Reference

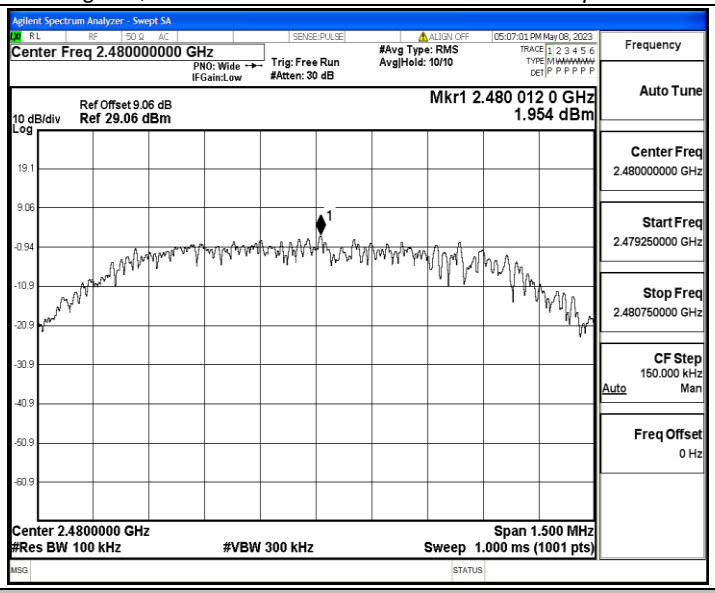

2DH5_Ant0_2480_30~1000

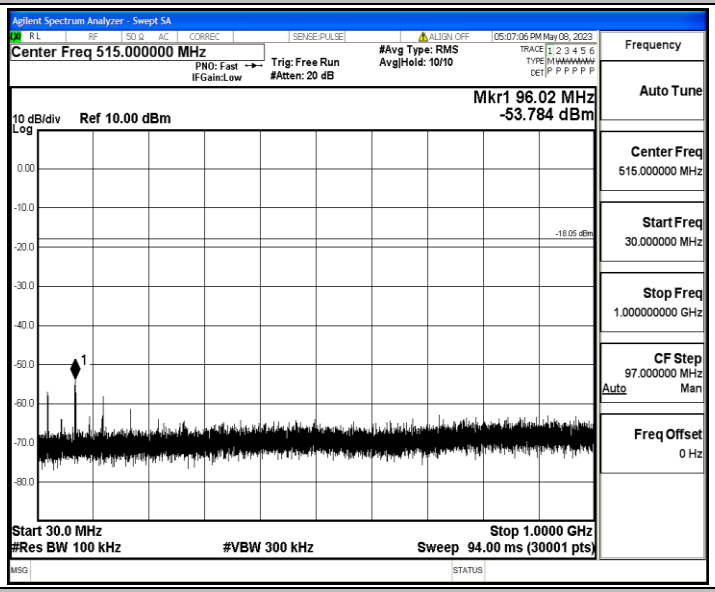

2DH5_Ant0_2480_1000~26500

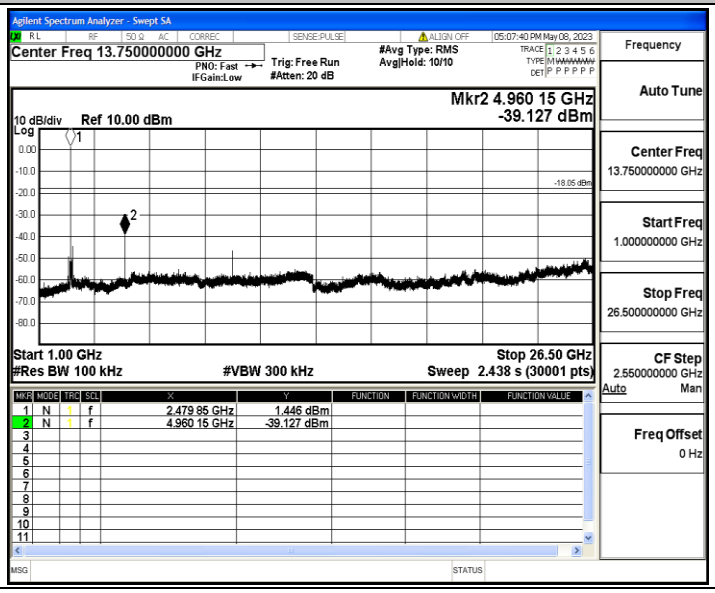

Appendix I: Duty Cycle

Test Result

TestMode	Antenna	Channel	Transmission Duration [ms]	Transmission Period [ms]	Duty Cycle [%]	1/T[kHz]
DH5	Ant0	2402	2.88	3.76	76.60	0.35
		2441	2.88	3.76	76.60	0.35
		2480	2.88	3.75	76.80	0.35
2DH5	Ant0	2402	2.89	3.75	77.07	0.35
		2441	2.88	3.75	76.80	0.35
		2480	2.88	3.75	76.80	0.35

Test Graphs

DH5_Ant0_2402

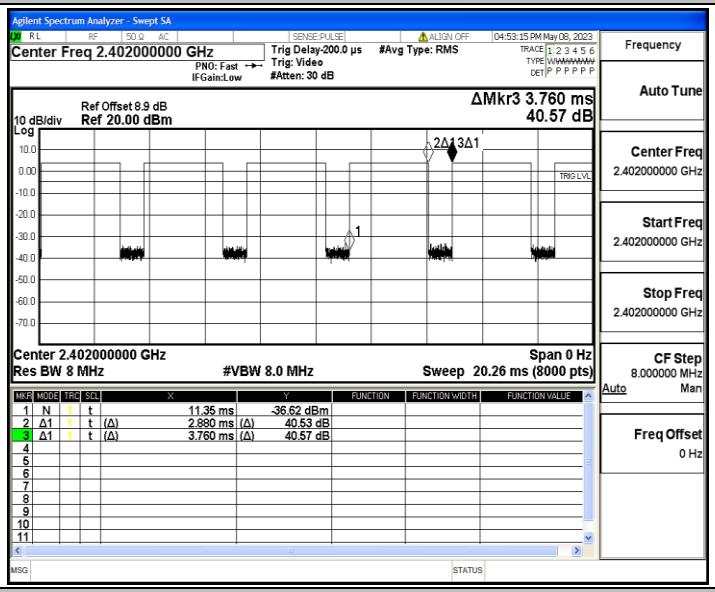

DH5_Ant0_2441

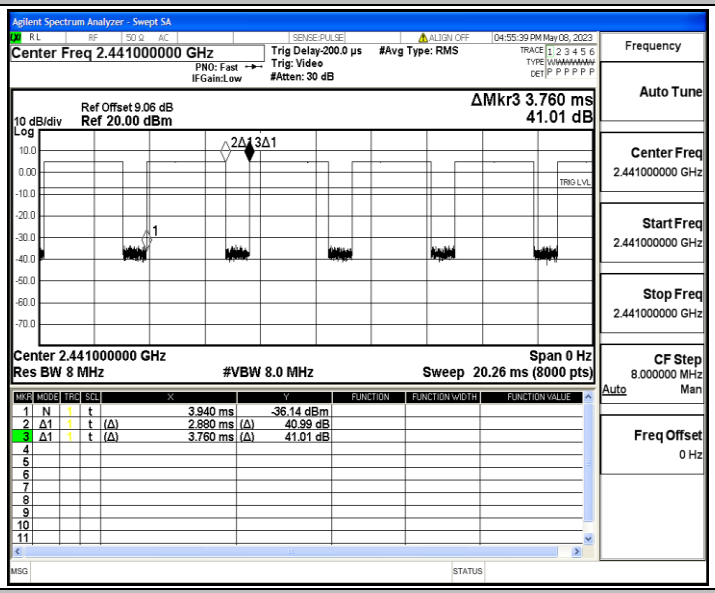

DH5_Ant0_2480

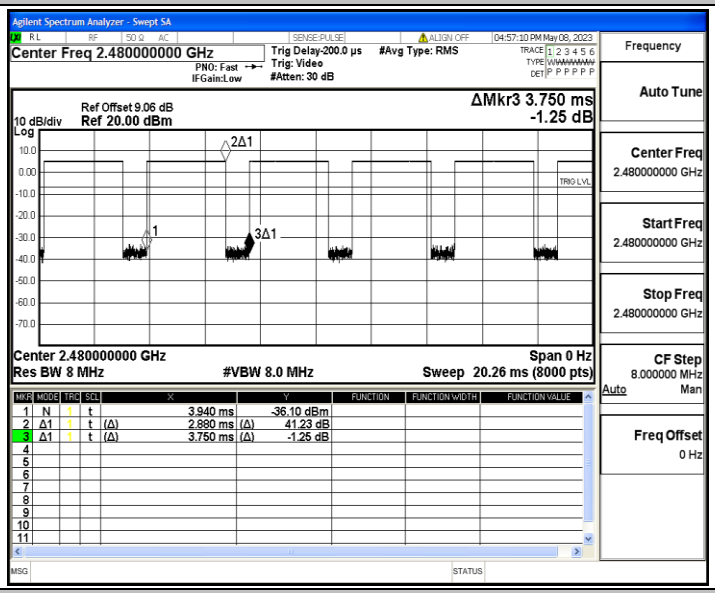

2DH5_Ant0_2402

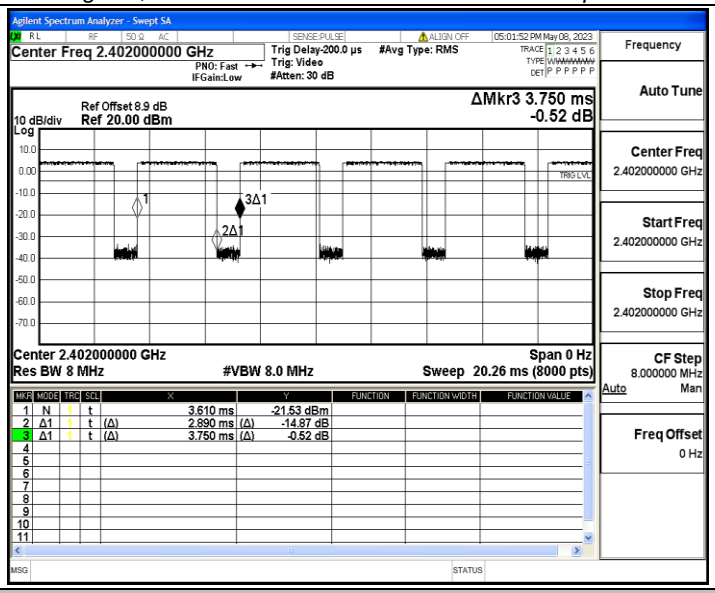

2DH5_Ant0_2441

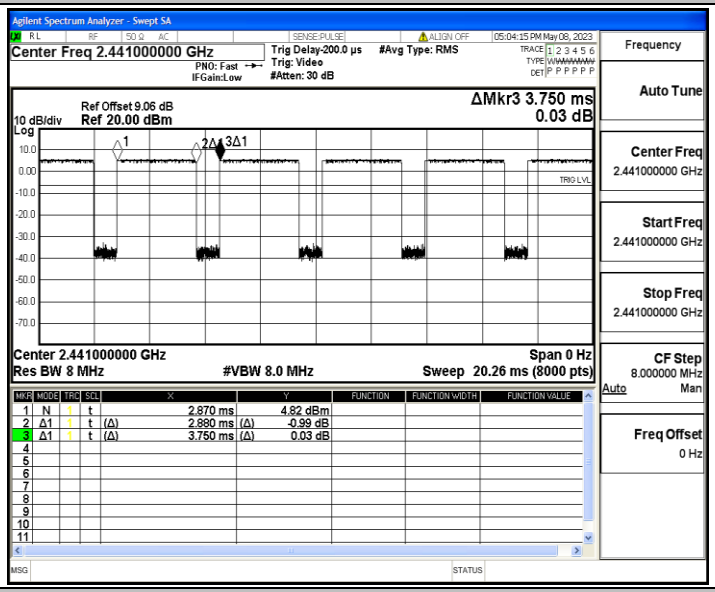

2DH5_Ant0_2480

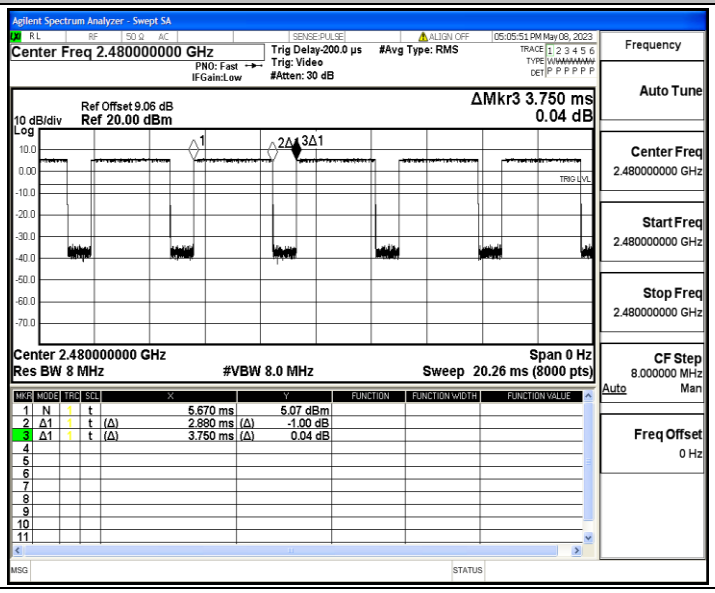

Appendix J: Emissions in Restricted Bands

Test Result

TestMode	Antenna	ChName	Channel	Detector	Freq(MHz)	Result(dBm)	Limit(dBm)	Verdict
DH5	Ant0	Low	2402	AV	2310.000	-49.48	≤-41.20	PASS
				AV	2378.015	-44.86	≤-41.20	PASS
				AV	2390.000	-47.31	≤-41.20	PASS
				Peak	2310.000	-42.13	≤-21.20	PASS
				Peak	2381.585	-36.87	≤-21.20	PASS
				Peak	2390.000	-41.56	≤-21.20	PASS
		High	2480	AV	2483.500	-47.11	≤-41.20	PASS
				AV	2499.440	-46.43	≤-41.20	PASS
				AV	2500.000	-46.71	≤-41.20	PASS
				Peak	2483.500	-39.68	≤-21.20	PASS
				Peak	2499.440	-36.86	≤-21.20	PASS
				Peak	2500.000	-40.29	≤-21.20	PASS
2DH5	Ant0	Low	2402	AV	2310.000	-49.49	≤-41.20	PASS
				AV	2377.910	-45.62	≤-41.20	PASS
				AV	2390.000	-46.91	≤-41.20	PASS
				Peak	2310.000	-40.88	≤-21.20	PASS
				Peak	2382.740	-36.35	≤-21.20	PASS
				Peak	2390.000	-37.82	≤-21.20	PASS
		High	2480	AV	2483.500	-46.56	≤-41.20	PASS
				AV	2498.960	-46.12	≤-41.20	PASS
				AV	2500.000	-46.31	≤-41.20	PASS
				Peak	2483.500	-32.07	≤-21.20	PASS
				Peak	2483.520	-32.07	≤-21.20	PASS
				Peak	2500.000	-38.18	≤-21.20	PASS

Note：

1. The Antenna Gain is compensated in the graph with 2dBi and Antenna Gain which is Higher.
2. The limit in dBm for average detector is conversion from 54dBuV/m, according to 15.209(a). The limit in dBm for peak detector is 20dB above the limit of average detector in dBm.

Test Graphs

DH5_Ant0_Low_2402_AV

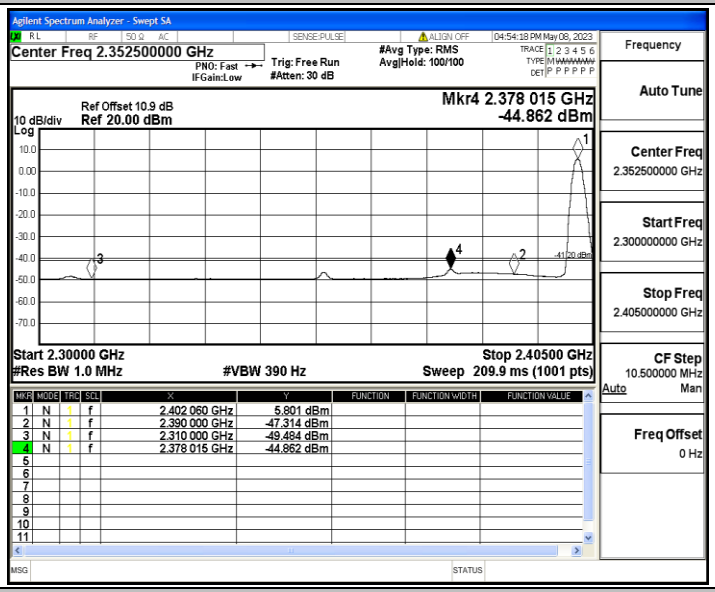

DH5_Ant0_Low_2402_Peak

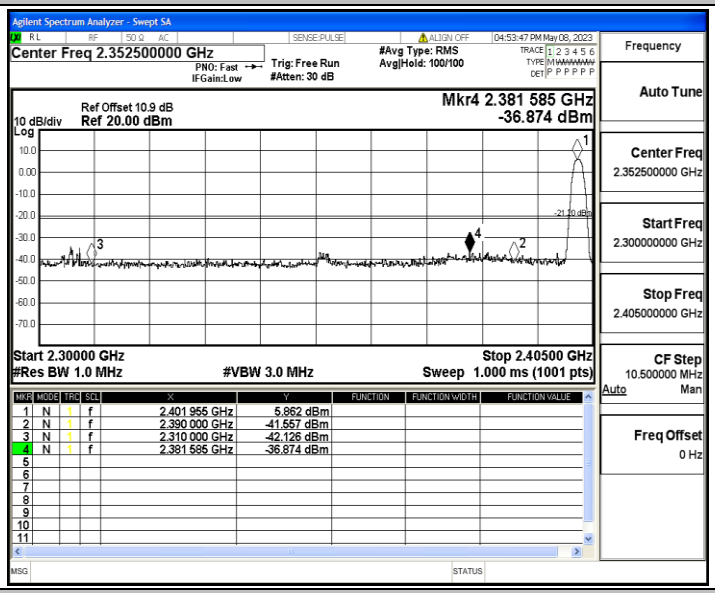

DH5_Ant0_High_2480_AV

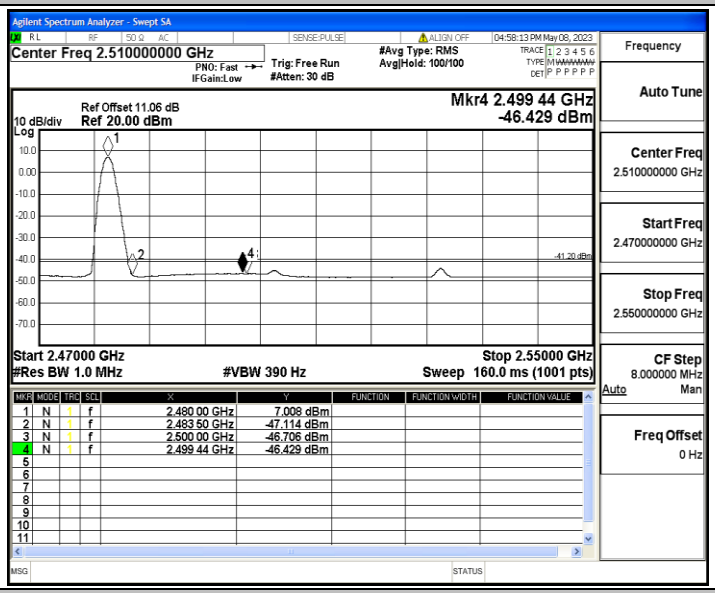

DH5_Ant0_High_2480_Peak

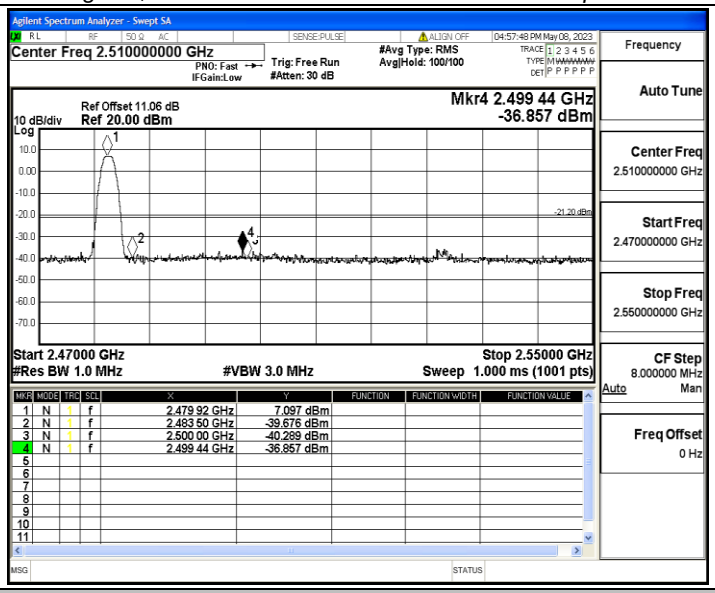

2DH5_Ant0_Low_2402_AV

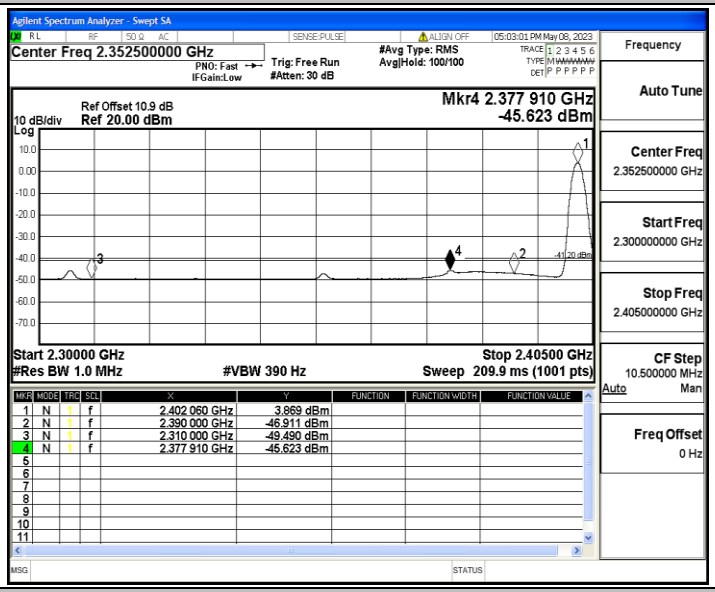

2DH5_Ant0_Low_2402_Peak

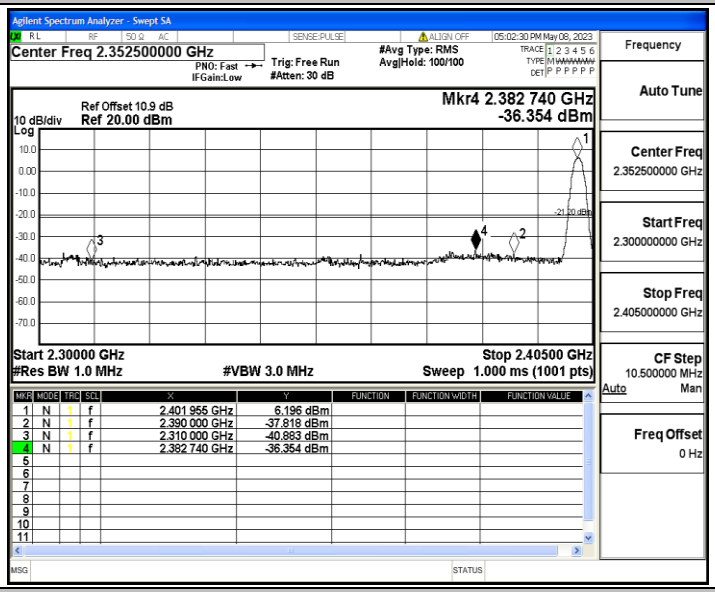

2DH5_Ant0_High_2480_AV

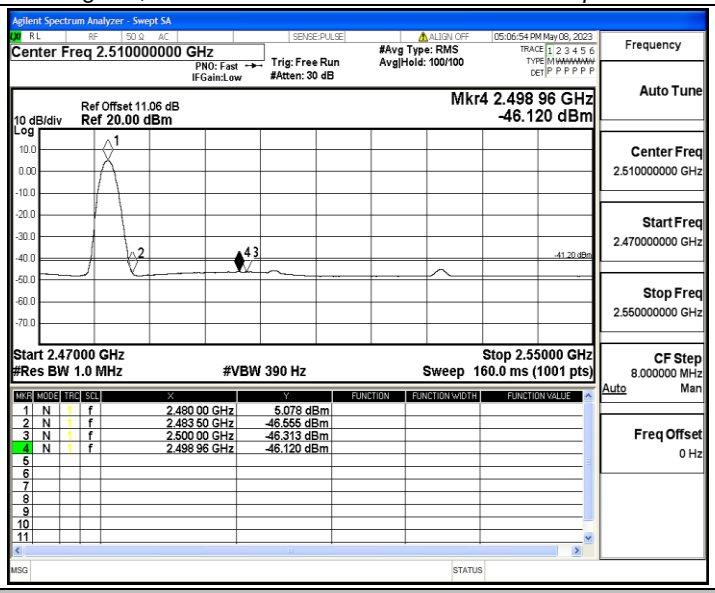
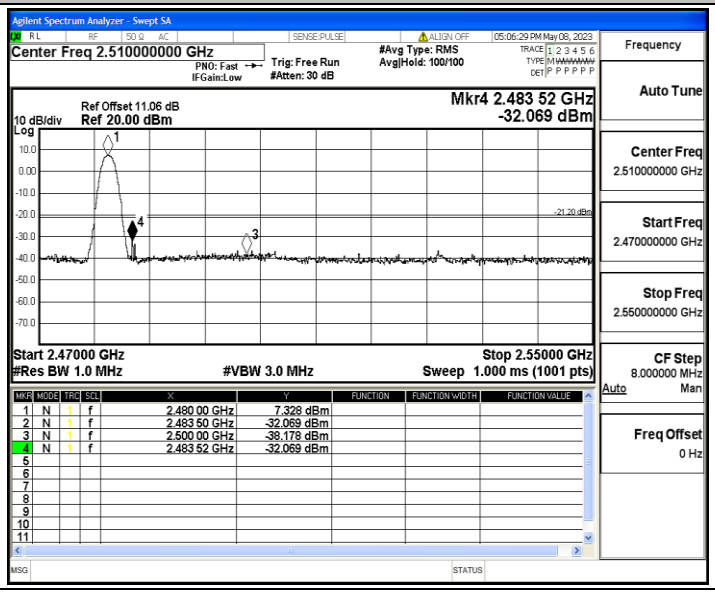
2DH5_Ant0_High_2480_Peak