870

87

87

封面

Description of appearance

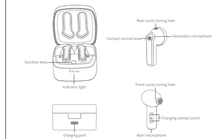

Wear

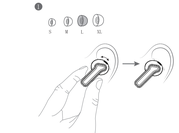

Please choose the ear cap that best fits your ears.

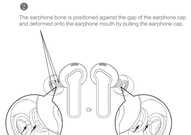

Recharge

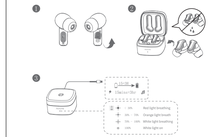

Remove the insulation sheet.
Make sure the earphones and TYPE-C charging ports are completely dry before charging

Power on and pair

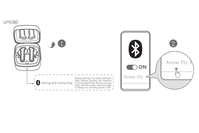

Open the charging case and the headset will automatically turn on and enter Bluetooth pairing mode. When first connecting, select "Airyou Fly 1" from the Bluetooth list of your device

Multipoint connection

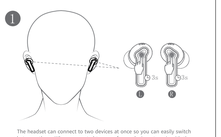

The headset can connect to two devices at once so you can easily switch between them. When connected to one of your devices, to pair with the other, put on your headphones, then press and hold the trackpads on both headphones for 3 seconds at the same time. Select "Airyou Fly 1" from your device's Bluetooth list to establish a connection

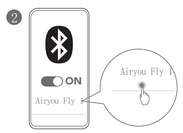

Key control

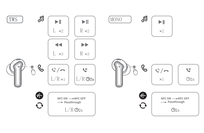

×1: Click once
×2: Click twice
×3: Click three times
2s: Hold for 2 seconds

Noise reduction mode

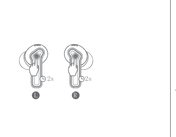

To reduce unwanted ambient noise, enable noise reduction mode.

→正面

封底

LDAC

Experience LDAC quality sound on a device running Android8.0 or higher

Earphone shutdown

Put the headphones back in the charging case and close the case.

Pairing

Long press the charging box button for 3 seconds to enter the pairing operation.

Factory data reset

Put the headset into the charging case and keep it open. If the headset does not pair with the Bluetooth device, please reset it.
Press and hold the button on the charging case for 10 seconds until the LED indicator on the charging case flashes orange slowly 3 times.

Service policy

1.In the normal use of the product, if the product appears non-human damage bad performance failure, the consumer from the date of purchase, the warranty period is 12 months, during the warranty period, enjoy free warranty service.2. Under any of the following circumstances, consumers shall not enjoy the free warranty and paid warranty:

- Artificial damage
- Out of warranty
- No warranty card and valid invoice, except those that can prove that the product is under warranty
- Failure to use, maintain and maintain the parts according to the instructions.
- Without the authorization of the company, disassemble and repair the products, or flood or break the products.
- Damage caused by force majeure.

Consumer service hotline: 400-8818-616
Shenzhen Quanzhi Information Technology Co., Ltd.
Address: 3-B05,Cebu Building,Gehuayuan,Henggang Community, Longgang Street, Baoan District, Shenzhen

Maintenance and maintenance

Keep the device and its accessories dry. Do not use external heating equipment such as microwave oven or hair dryer to dry the device. Do not wet the device and its accessories in an area where the temperature is too high or too low, otherwise it may cause device failure, fire or explosion. Before cleaning and maintenance, please stop using the device and close all applications. Disconnect all connections or cables from other equipment. Do not use strong chemicals, cleaning agents, or strong detergents to clean the equipment. Do not drop, hit, or shake the device. Do not paint the device or its accessories. Do not touch magnetic stripe cards (such as bank cards and phone cards) or swipe the device for a long time. Otherwise, the magnetic stripe cards may be damaged by magnetic fields.

Bluetooth®

The Bluetooth® word mark and logos are registered trademarks owned by the Bluetooth SIG, Inc. and any use of such marks by Airyou Innovations Limited is under license.Other trademarks and trade names are those of their respective owners

LDAC

LDAC and LDAC logo are trademarks of Sony Corporation.

FCC ID:

CMRT ID:

Other parameters:

Frequency range: 2.400-2.4835 GHz

Transmitting power: 11dBm

BT version: Version 5.1

Input parameter: 5V ⎓ 3A⎓

Packing list:

Earplugs: 1 pair

Charging case: 1

Charging cable: 1

Silicone earplugs: 4 pairs (including 1 pair on earplugs)

Manual: 1 copy (including warranty card)

Safety manual: 1

Safety instructions

1. Do not use the device in a dusty, wet, dirty place or near a magnetic field. Otherwise, the circuit in the device may fail.
2. When you use headphones to listen to music or talk, you are advised to use the minimum volume required to avoid hearing damage. Prolonged exposure to high volumes can cause permanent hearing damage.
3. Remember that driving safety is your first duty and do not engage in distracting activities.
4. Do not wrap, seal, or cover the device with towels or other items. Do not use the device in a closed environment such as a box or box.
5. Do not place batteries or devices near heat sources or exposed fire sources, such as electric heaters, microwave ovens, ovens, water heaters, firelight, candles, or other places that may generate high temperature, otherwise, the devices may fail, catch fire, or explode.
6. Do not use external heating devices such as microwave ovens or hair dryers to dry them.
7. Use a clean, dry, soft cloth to wipe the device. Stop using the device before cleaning and maintenance.
8. Do not use it when the temperature ranges from 0°C to 35°C, and store the device and its accessories when the temperature ranges from -20°C to +45°C. When the ambient temperature is too high or too low, device faults may occur.
9. Keep the device or its accessories in a cool, ventilated place without direct sunlight.
10. The device and its accessories may contain some small parts. Please keep the device and its accessories out of the reach of children.
11. Please do not disassemble or modify the equipment and its accessories without authorization otherwise, the equipment and its accessories will not be covered by our warranty. Please contact our customer service center in case of equipment failure.
12. Do not treat the equipment and its accessories as ordinary household garbage. Please comply with the local laws on the disposal of the equipment and its accessories, and support recycling.
13. Do not step on, pull, or bend the device cables. Otherwise, the device may not work properly.
14. Do not use strong chemicals, cleaning agents or strong detergents to clean the equipment or its metal parts. Use a clean, dry soft cloth to wipe the equipment or other parts.

The name and content of harmful substances in the product

Component name	Hazardous substance				
	Lead (Pb)	Mercury (Hg)	Cadmium (Cd)	Hexavalent chromium (Cr(VI))	Polybrominated biphenyls (PBB)	Polybrominated diphenyl ether (PBDE)
Plug unit	○	○	○	○	○	○
Housing components	○	○	○	○	○	○
Electronic components	×	○	○	○	○	○
Printed circuit board	○	○	○	○	○	○
Wire component	○	○	○	○	○	○
Iron and enamel iron components	○	○	○	○	○	○
Battery component	×	○	○	○	○	○

This form is prepared in accordance with the provisions of SJ/T 11364-2014.

○:indicates that the content of the hazardous substance in all homogeneous materials of the parts of the product is less than the limit of GB/T 26572-2011.

×: indicates that the concentration of the hazardous substance in at least one homogeneous material of the part exceeds the limit requirements specified in GB/T 26572-2011

Note: The existence of these out-of limit substances is temporarily irreplaceable under the current level of science and technology, and in line with the exemption requirements of EU RoHS for such parts.

10 The number in this label indicates that the environmental protection life of the product under normal use condition is 10 years.

Product warranty card

Product model		SN number	
User information	Name	Date of purchase	
	Address		
	Telephone		
	Invoice number		
Sales unit information	Name	(with official seal)	
	Address		
	Telephone		
Fault description			

Conjunctive sandstone

Date: _____

Inspector: _____

This device complies with part 15 of the FCC Rules. Operation is subject to the following two conditions: (1) This device may not cause harmful interference, and (2) this device must accept any interference received, including interference that may cause undesired operation.
Any changes or modifications not expressly approved by the party responsible for compliance could void the user's authority to operate the equipment.
NOTE: This equipment has been tested and found to comply with the limits for a Class B digital device, pursuant to Part 15 of the FCC Rules. These limits are designed to provide reasonable protection against harmful interference in a residential installation. This equipment generates, uses and can radiate radio frequency energy and, if not installed and used in accordance with the instructions, may cause harmful interference to radio communications. However, there is no guarantee that interference will not occur in a particular installation.
If this equipment does cause harmful interference to radio or television reception,
which can be determined by turning the equipment off and on, the user is encouraged to try to correct the interference by one or more of the following measures:
-- Reorient or relocate the receiving antenna.
-- Increase the separation between the equipment and receiver.
-- Connect the equipment into an outlet on a circuit different from that to which the receiver is connected.
-- Consult the dealer or an experienced radio/TV technician for help.
The device has been evaluated to meet general RF exposure requirement. The device can be used in portable exposure condition without restriction.
FCC ID: 2BAXU-AIRYOUFLY1

→背面