Internal Photos of the EUT



Fig. 1



Fig. 2



Fig. 3



Fig. 4



Fig. 5



Fig. 6



Fig. 7



Fig. 8



Fig. 9



Fig. 10


CON1
SP-
SP+
C31
C32
L2
L3
R11
C14
C36
HAA9809
V4C02
C33
R30 R28
C9
Y1
C11
C10
C8
R9
C2
C35
C21
C34
U5
R15
R13
U1
PNSA15E5C
XCB112
2411
R6
R8
C1
C5
R7
ANT1
PB3
C12
C6
C7
B+
B-

Fig. 11


PB3
U5
C33
R11
L3
SP+
C32
R15
C14
C12
U1
R13
R30 R28
CON1
C11
C10
C8
C9
C7
B+
C6
B-
R7
C5
R8
R6
C3
R9
C2
Y1
26.000
MHZ
C1
ANT1

Fig. 12


C1
R6
R8
C3
R9
C2
Y1
26.000
MHZ
C9
C8
C10
C11
R30 R28
CON1

Fig. 13


C15
C18
U2
Y2
32.768
C17
C19
R26
C23
R16
R14
AM+

Fig. 14


470
10V
VT
B-
B+
FM
PB3
SP-
SP+
ADA
AUX
B+
B-
+BAT-
AM+
AM-

Fig. 15


SCW-322(B155)-主板_V1.2
20245-01-15
-VOL+
-TREB+
-BASS+
VR2
VR1

Fig. 16



Fig. 17



Fig. 18



Fig. 19



Fig. 20

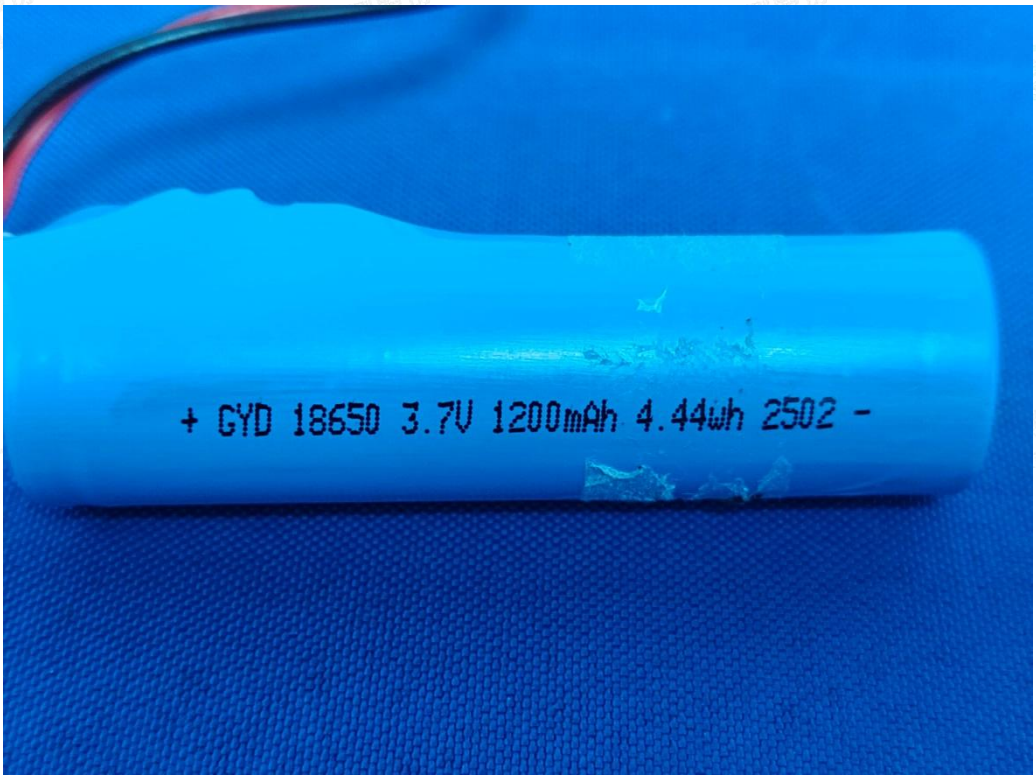

Fig. 21