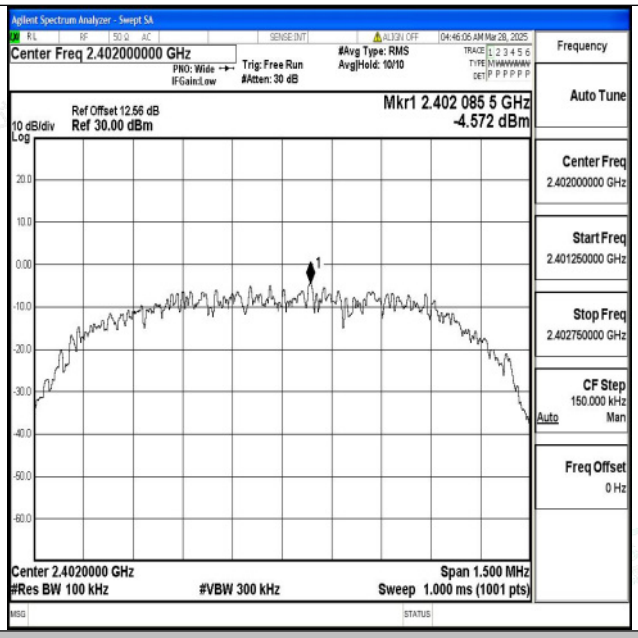

3DH5-Ant1-2402-0~Reference-PASS

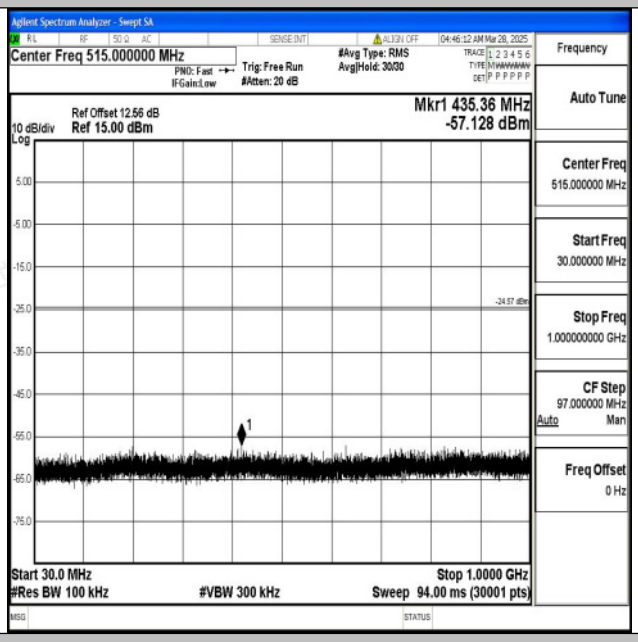

3DH5-Ant1-2402-30~1000-PASS

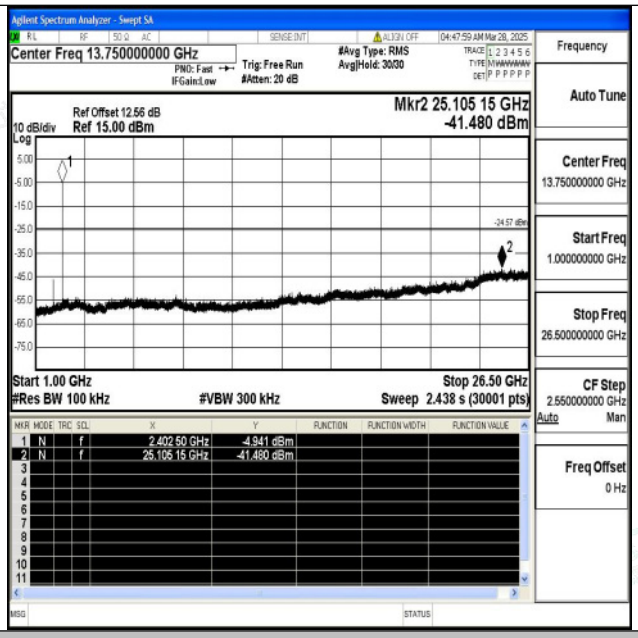

3DH5-Ant1-2402-1000~26500-PASS

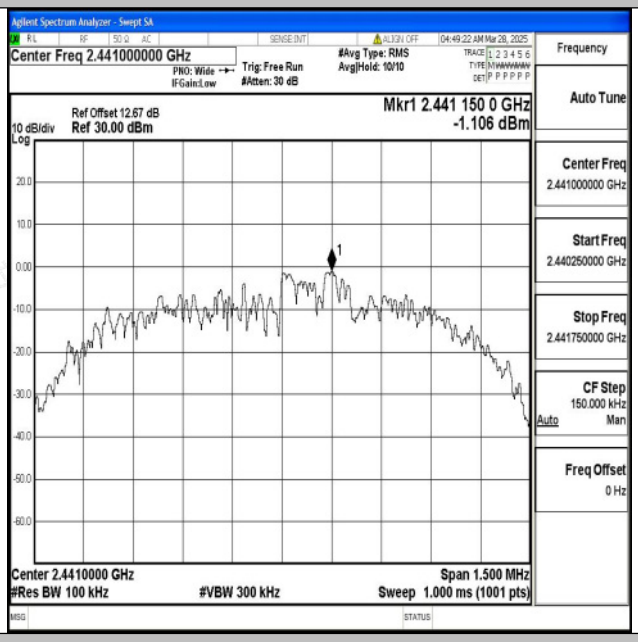

3DH5-Ant1-2441-0~Reference-PASS

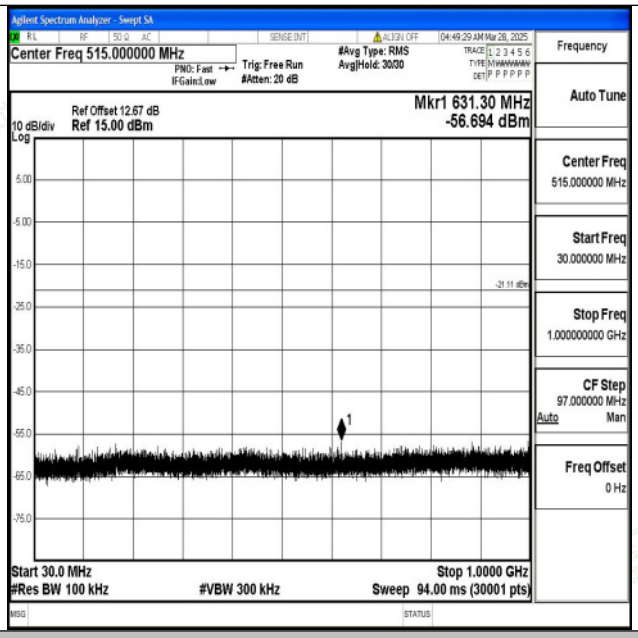

3DH5-Ant1-2441-30~1000-PASS

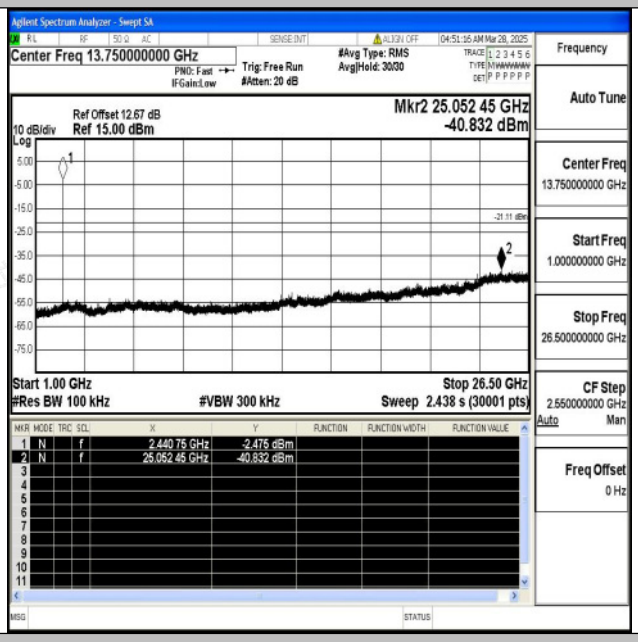

3DH5-Ant1-2441-1000~26500-PASS

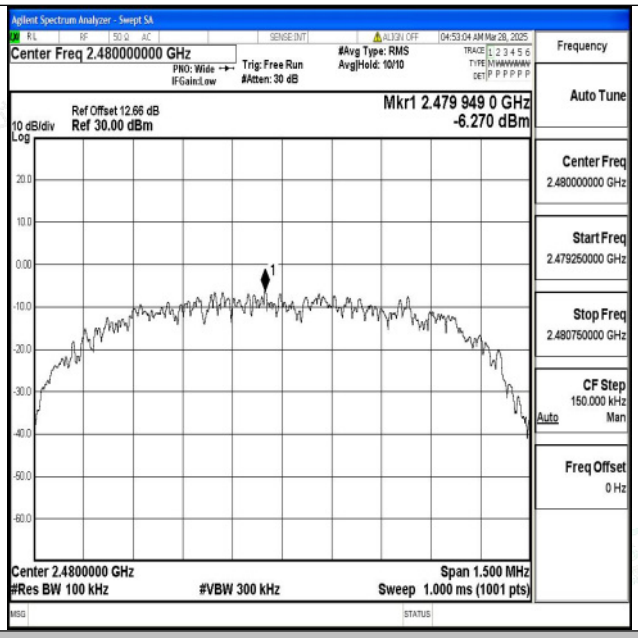

3DH5-Ant1-2480-0~Reference-PASS

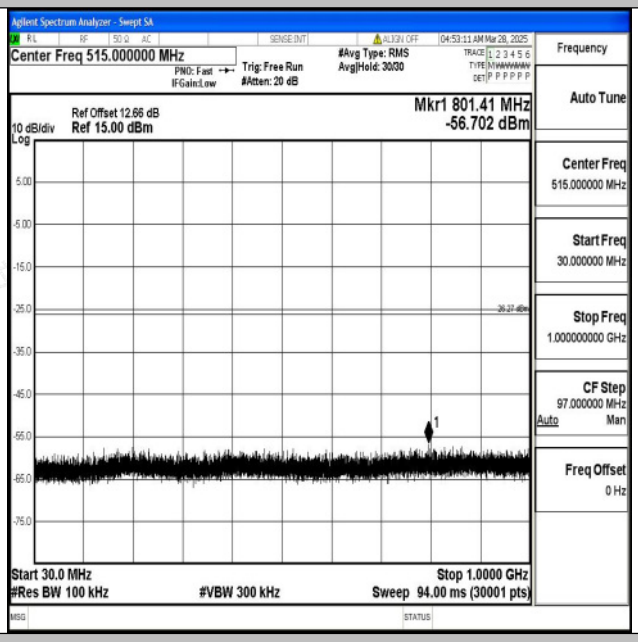

3DH5-Ant1-2480-30~1000-PASS

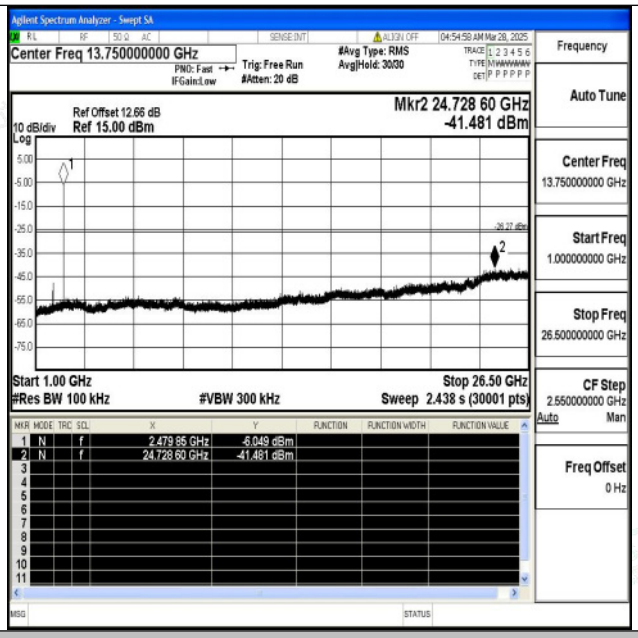

3DH5-Ant1-2480-1000~26500-PASS

A.8 Duty Cycle

Test Result

TestMode	Antenna	Frequency[MHz]	ON Time [ms]	Period [ms]	Duty Cycle [%]	Duty Cycle Factor[dB]
DH5	Ant1	2402	2.89	3.76	76.86	1.14
DH5	Ant1	2441	2.89	3.75	77.07	1.13
DH5	Ant1	2480	2.89	3.75	77.07	1.13
2DH5	Ant1	2402	2.89	3.75	77.07	1.13
2DH5	Ant1	2441	2.89	3.75	77.07	1.13
2DH5	Ant1	2480	2.89	3.75	77.07	1.13
3DH5	Ant1	2402	2.89	3.75	77.07	1.13
3DH5	Ant1	2441	2.89	3.75	77.07	1.13
3DH5	Ant1	2480	2.89	3.75	77.07	1.13

Test Graphs

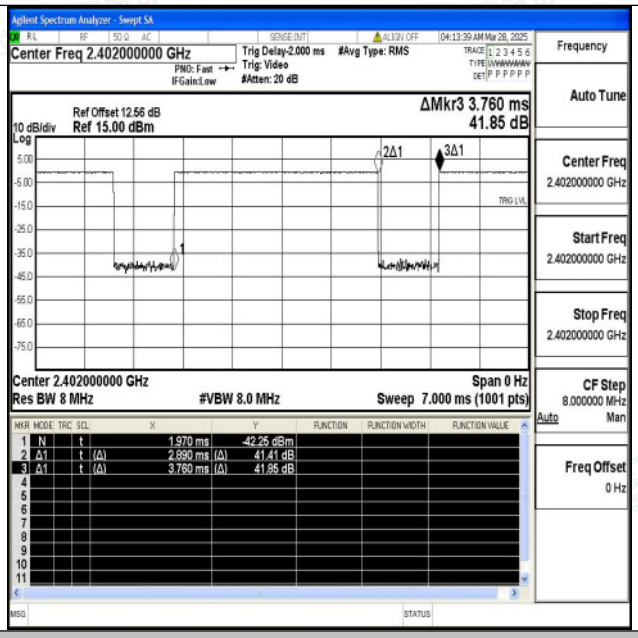

NTNV-DH5-Ant1-2402

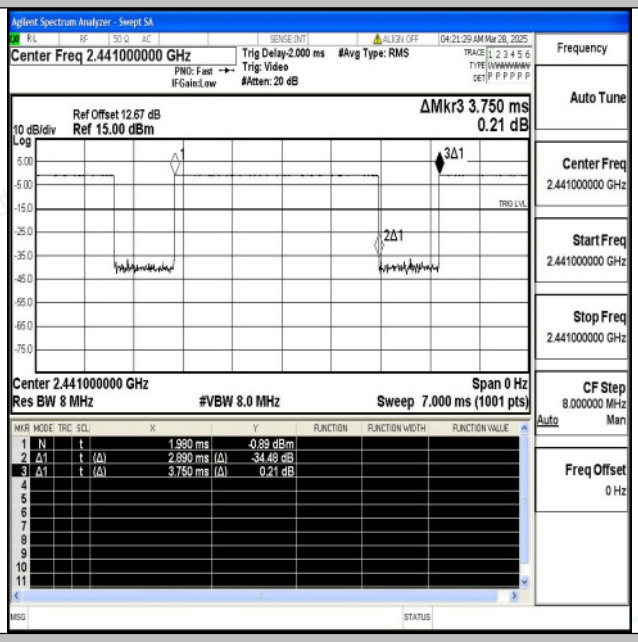

NTNV-DH5-Ant1-2441

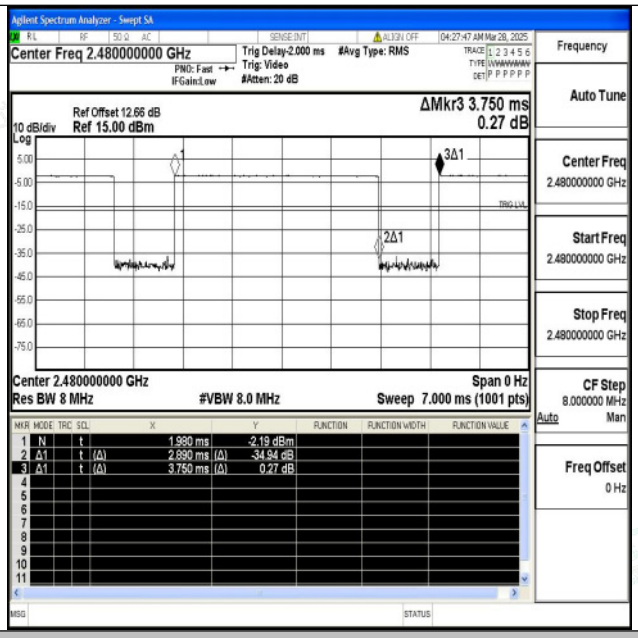

NTNV-DH5-Ant1-2480

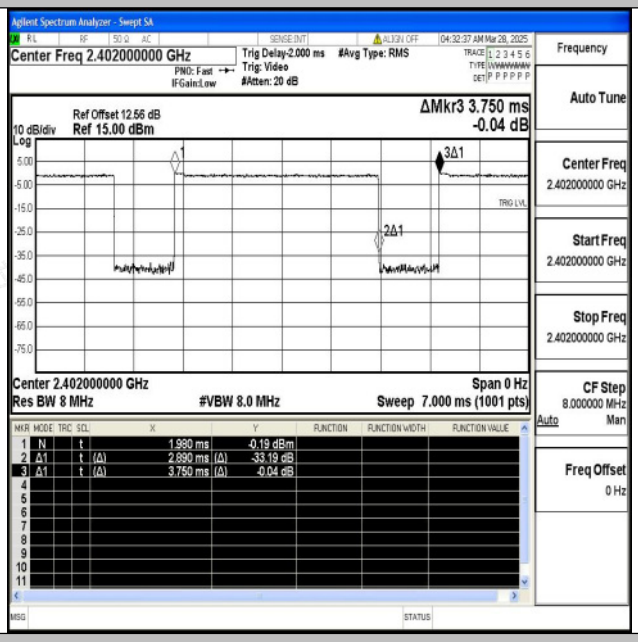

NTNV-2DH5-Ant1-2402

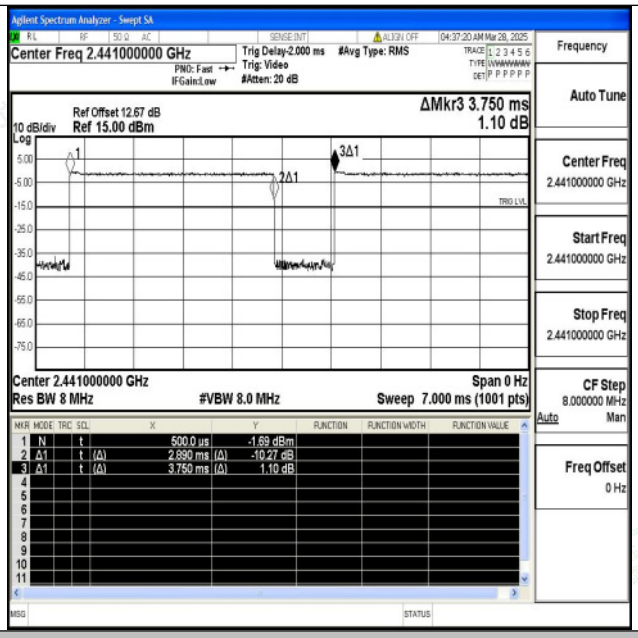

NTNV-2DH5-Ant1-2441

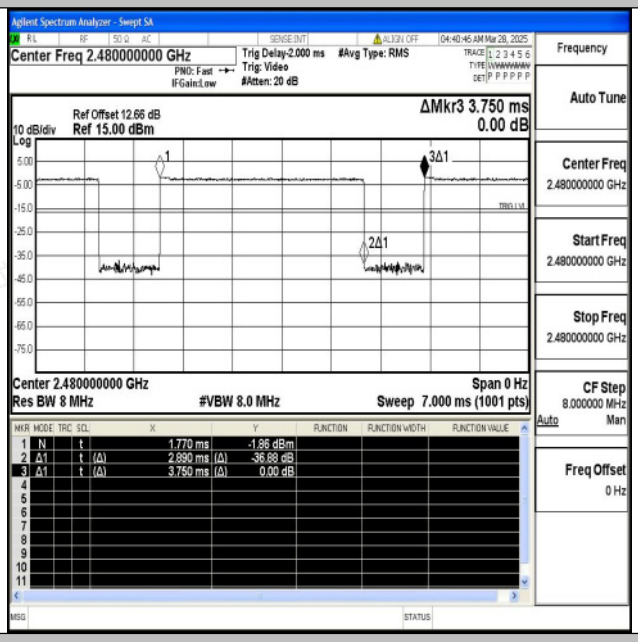

NTNV-2DH5-Ant1-2480

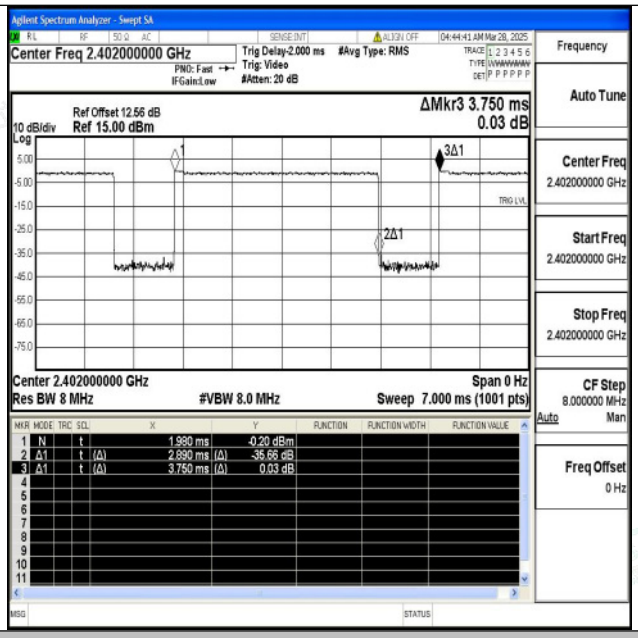

NTNV-3DH5-Ant1-2402

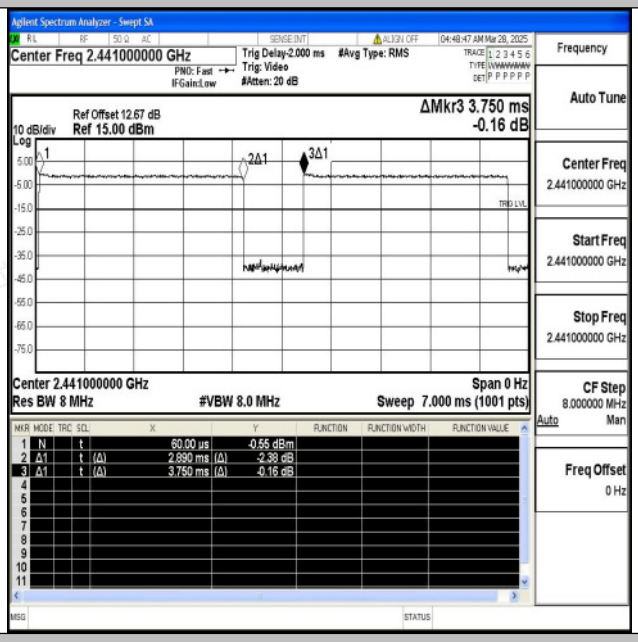

NTNV-3DH5-Ant1-2441

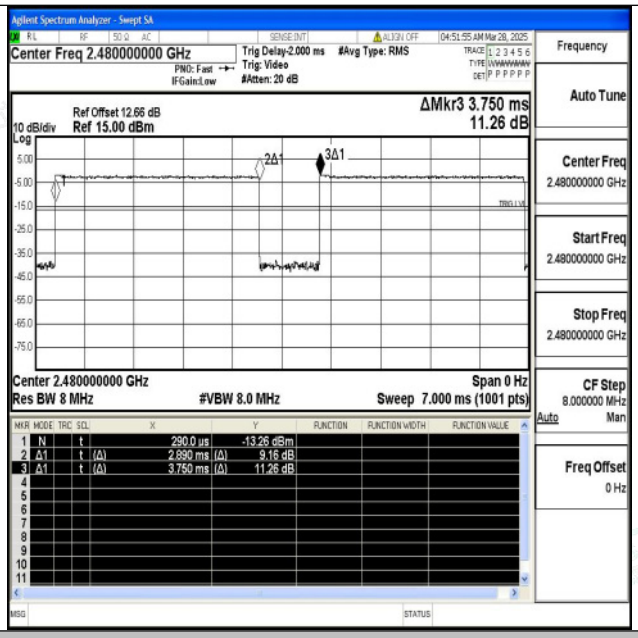

NTNV-3DH5-Ant1-2480

A.9 Emissions in Restricted Bands

Test Result

TestMode	Antenna	ChName	Frequency[MHz]	Detector	Freq [MHz]	Result [dBm]	Limit [dBm]	Result [dBuV/m]	Limit [dBuV/m]	Verdict
DH5	Ant1	Low	2402	Peak	2390.000	-36.64	≤-21.20	58.56	≤74	PASS
DH5	Ant1	Low	2402	Peak	2310.000	-36.44	≤-21.20	58.76	≤74	PASS
DH5	Ant1	Low	2402	Peak	2351.870	-33.27	≤-21.20	61.93	≤74	PASS
DH5	Ant1	Low	2402	AV	2390.000	-43.64	≤-41.20	51.56	≤54	PASS
DH5	Ant1	Low	2402	AV	2310.000	-44.09	≤-41.20	51.11	≤54	PASS
DH5	Ant1	Low	2402	AV	2389.985	-43.64	≤-41.20	51.56	≤54	PASS
DH5	Ant1	High	2480	Peak	2483.500	-36.61	≤-21.20	58.59	≤74	PASS
DH5	Ant1	High	2480	Peak	2500.000	-37.43	≤-21.20	57.77	≤74	PASS
DH5	Ant1	High	2480	Peak	2486.320	-33.94	≤-21.20	61.26	≤74	PASS
DH5	Ant1	High	2480	AV	2483.500	-43.37	≤-41.20	51.83	≤54	PASS
DH5	Ant1	High	2480	AV	2500.000	-43.39	≤-41.20	51.81	≤54	PASS
DH5	Ant1	High	2480	AV	2486.480	-43.32	≤-41.20	51.88	≤54	PASS
DH5	Ant1	Low	Hop_2402	Peak	2390.000	-36.93	≤-21.20	58.27	≤74	PASS
DH5	Ant1	Low	Hop_2402	Peak	2310.000	-36.99	≤-21.20	58.21	≤74	PASS
DH5	Ant1	Low	Hop_2402	Peak	2367.620	-34.02	≤-21.20	61.18	≤74	PASS
DH5	Ant1	High	Hop_2480	Peak	2483.500	-33.78	≤-21.20	61.42	≤74	PASS
DH5	Ant1	High	Hop_2480	Peak	2500.000	-34.81	≤-21.20	60.39	≤74	PASS
DH5	Ant1	High	Hop_2480	Peak	2485.680	-32.88	≤-21.20	62.32	≤74	PASS
2DH5	Ant1	Low	2402	Peak	2390.000	-37.52	≤-21.20	57.68	≤74	PASS
2DH5	Ant1	Low	2402	Peak	2310.000	-37.45	≤-21.20	57.75	≤74	PASS
2DH5	Ant1	Low	2402	Peak	2359.430	-33.94	≤-21.20	61.26	≤74	PASS
2DH5	Ant1	Low	2402	AV	2390.000	-43.79	≤-41.20	51.41	≤54	PASS
2DH5	Ant1	Low	2402	AV	2310.000	-44.11	≤-41.20	51.09	≤54	PASS
2DH5	Ant1	Low	2402	AV	2385.365	-43.67	≤-41.20	51.53	≤54	PASS
2DH5	Ant1	High	2480	Peak	2483.500	-35.63	≤-21.20	59.57	≤74	PASS
2DH5	Ant1	High	2480	Peak	2500.000	-36.64	≤-21.20	58.56	≤74	PASS
2DH5	Ant1	High	2480	Peak	2489.520	-33.75	≤-21.20	61.45	≤74	PASS
2DH5	Ant1	High	2480	AV	2483.500	-43.28	≤-41.20	51.92	≤54	PASS
2DH5	Ant1	High	2480	AV	2500.000	-43.4	≤-41.20	51.80	≤54	PASS
2DH5	Ant1	High	2480	AV	2484.320	-43.2	≤-41.20	52.00	≤54	PASS
2DH5	Ant1	Low	Hop_2402	Peak	2390.000	-34.19	≤-21.20	61.01	≤74	PASS
2DH5	Ant1	Low	Hop_2402	Peak	2310.000	-37.47	≤-21.20	57.73	≤74	PASS
2DH5	Ant1	Low	Hop_2402	Peak	2347.670	-33.83	≤-21.20	61.37	≤74	PASS
2DH5	Ant1	High	Hop_2480	Peak	2483.500	-35.43	≤-21.20	59.77	≤74	PASS
2DH5	Ant1	High	Hop_2480	Peak	2500.000	-34.58	≤-21.20	60.62	≤74	PASS
2DH5	Ant1	High	Hop_2480	Peak	2489.040	-33.19	≤-21.20	62.01	≤74	PASS
3DH5	Ant1	Low	2402	Peak	2390.000	-36.45	≤-21.20	58.75	≤74	PASS

3DH5	Ant1	Low	2402	Peak	2310.000	-37.08	≤-21.20	58.12	≤74	PASS
3DH5	Ant1	Low	2402	Peak	2315.435	-33.93	≤-21.20	61.27	≤74	PASS
3DH5	Ant1	Low	2402	AV	2390.000	-43.72	≤-41.20	51.48	≤54	PASS
3DH5	Ant1	Low	2402	AV	2310.000	-44.05	≤-41.20	51.15	≤54	PASS
3DH5	Ant1	Low	2402	AV	2384.315	-43.57	≤-41.20	51.63	≤54	PASS
3DH5	Ant1	High	2480	Peak	2483.500	-35.66	≤-21.20	59.54	≤74	PASS
3DH5	Ant1	High	2480	Peak	2500.000	-36.65	≤-21.20	58.55	≤74	PASS
3DH5	Ant1	High	2480	Peak	2485.840	-33.59	≤-21.20	61.61	≤74	PASS
3DH5	Ant1	High	2480	AV	2483.500	-43.39	≤-41.20	51.81	≤54	PASS
3DH5	Ant1	High	2480	AV	2500.000	-43.33	≤-41.20	51.87	≤54	PASS
3DH5	Ant1	High	2480	AV	2493.680	-43.22	≤-41.20	51.98	≤54	PASS
3DH5	Ant1	Low	Hop_2402	Peak	2390.000	-37.22	≤-21.20	57.98	≤74	PASS
3DH5	Ant1	Low	Hop_2402	Peak	2310.000	-36.85	≤-21.20	58.35	≤74	PASS
3DH5	Ant1	Low	Hop_2402	Peak	2343.680	-33.7	≤-21.20	61.50	≤74	PASS
3DH5	Ant1	High	Hop_2480	Peak	2483.500	-34.8	≤-21.20	60.40	≤74	PASS
3DH5	Ant1	High	Hop_2480	Peak	2500.000	-34.59	≤-21.20	60.61	≤74	PASS
3DH5	Ant1	High	Hop_2480	Peak	2495.440	-33.07	≤-21.20	62.13	≤74	PASS

Note：

1. The Antenna Gain is compensated in the graph.
2. The limit in dBm for average detector is conversion from 54dBuV/m, according to 15.209(a). The limit in dBm for peak detector is 20dB above the limit of average detector in dBm.

Test Graphs

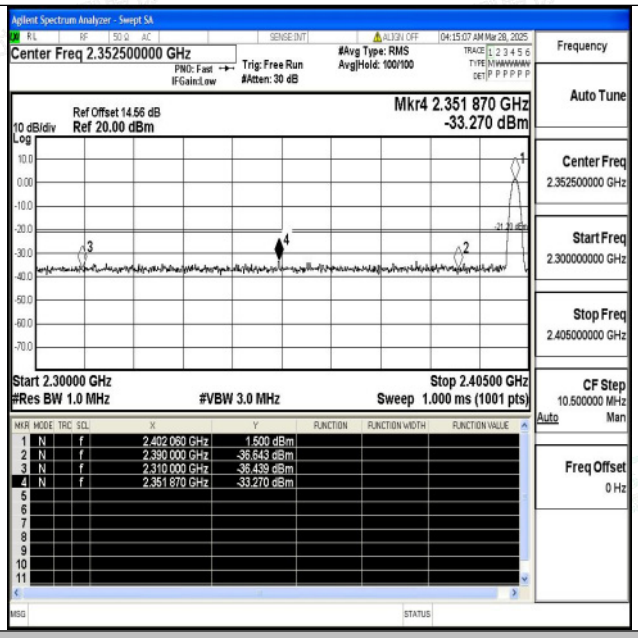

DH5-Ant1-2402-PASS

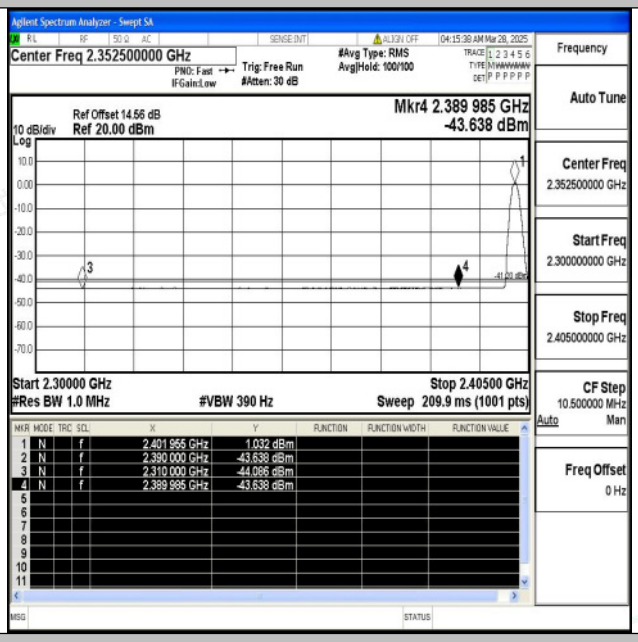

DH5-Ant1-2402-PASS

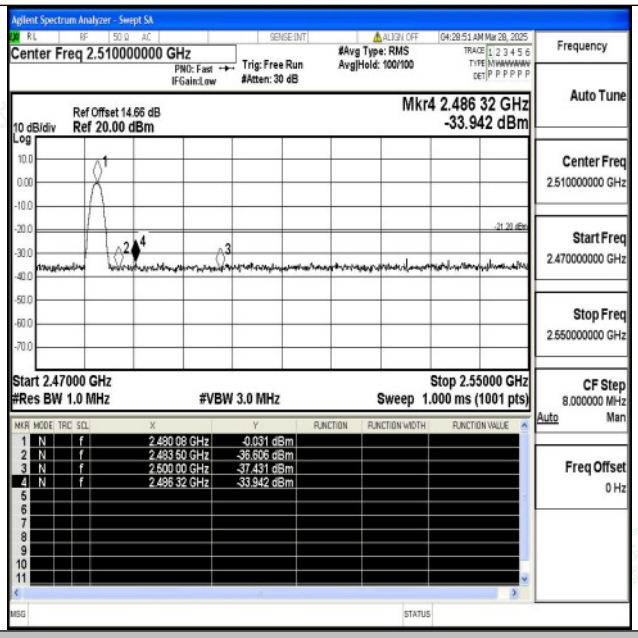

DH5-Ant1-2480-PASS

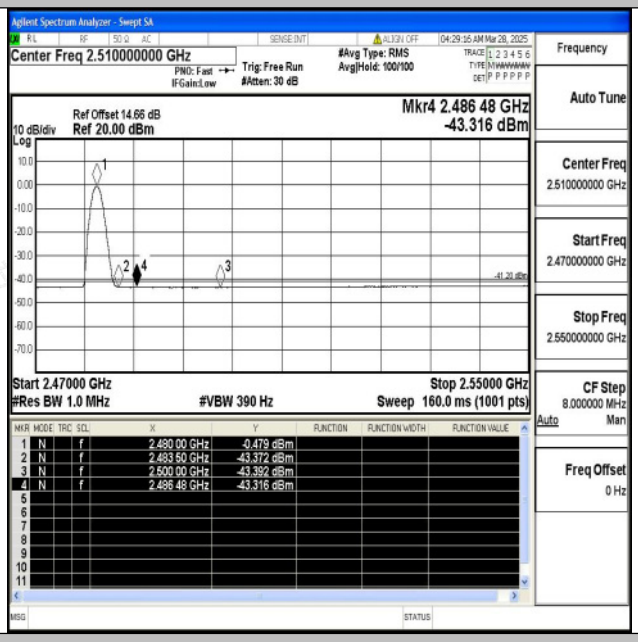

DH5-Ant1-2480-PASS

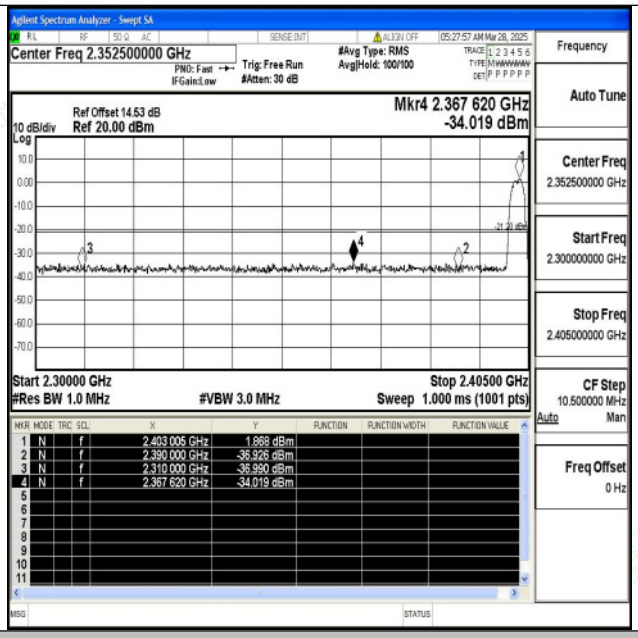

DH5-Ant1-Hop_2402-PASS

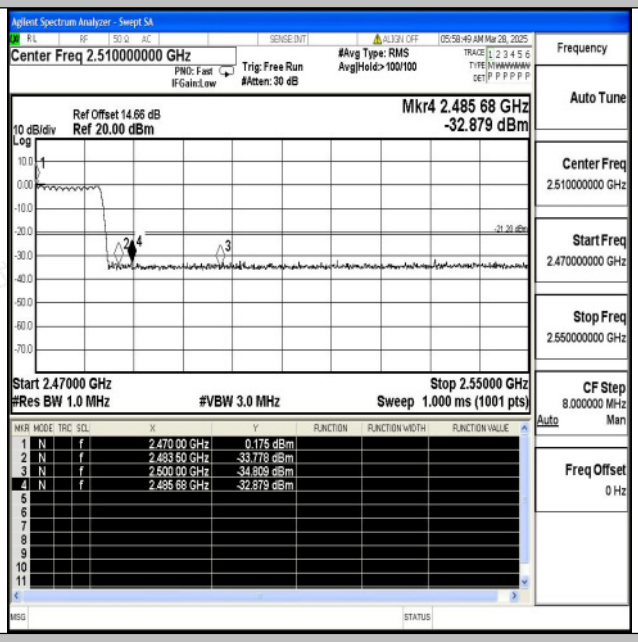

DH5-Ant1-Hop_2480-PASS

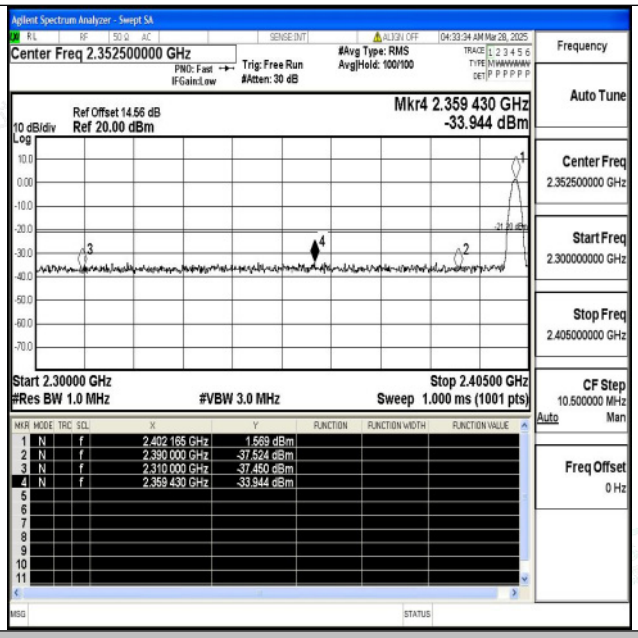

2DH5-Ant1-2402-PASS

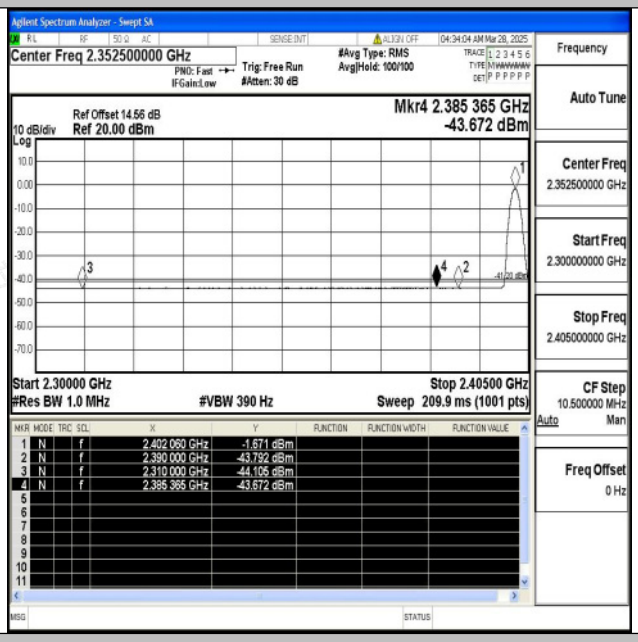

2DH5-Ant1-2402-PASS

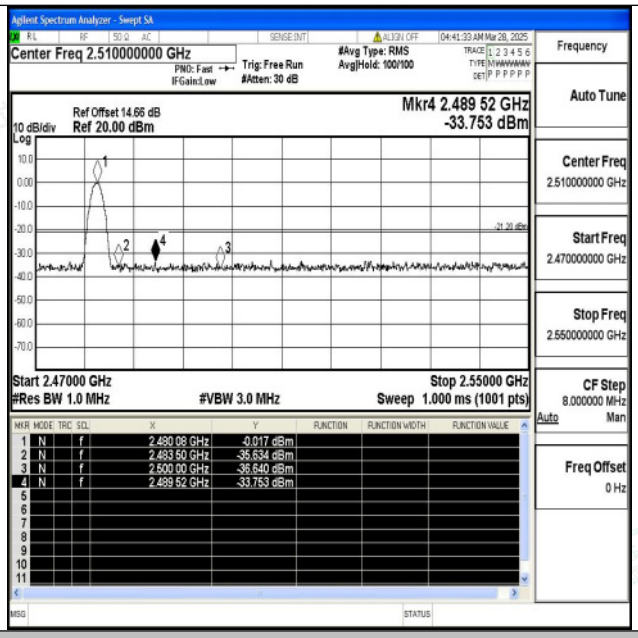

2DH5-Ant1-2480-PASS

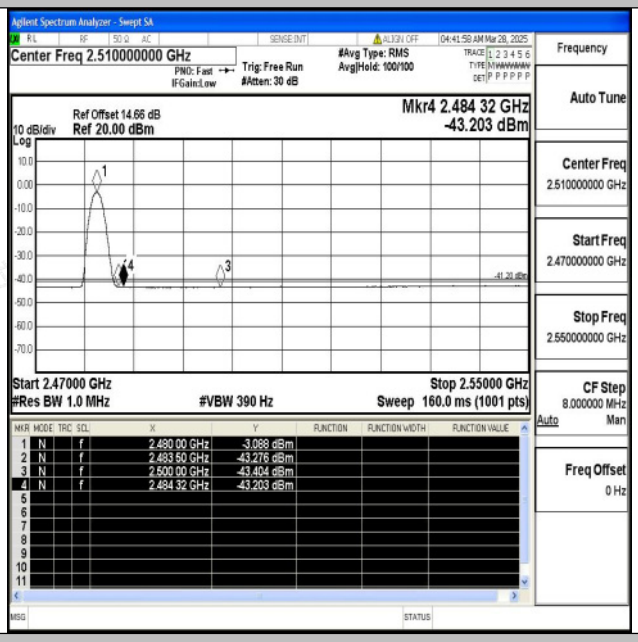

2DH5-Ant1-2480-PASS

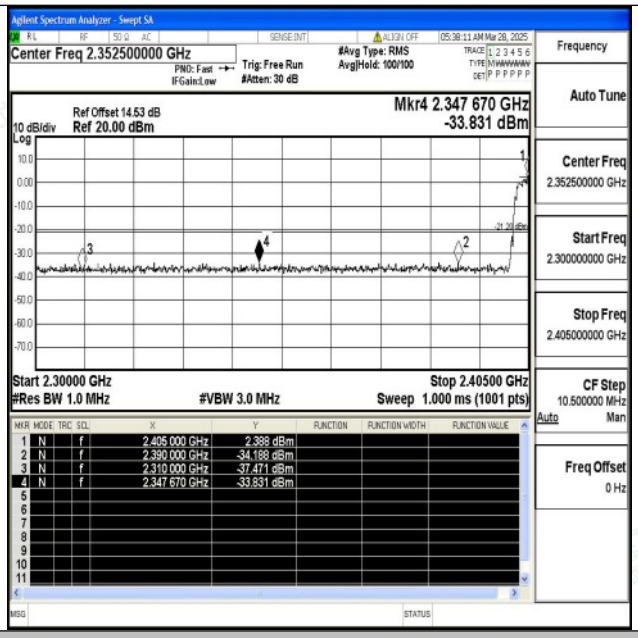

2DH5-Ant1-Hop_2402-PASS

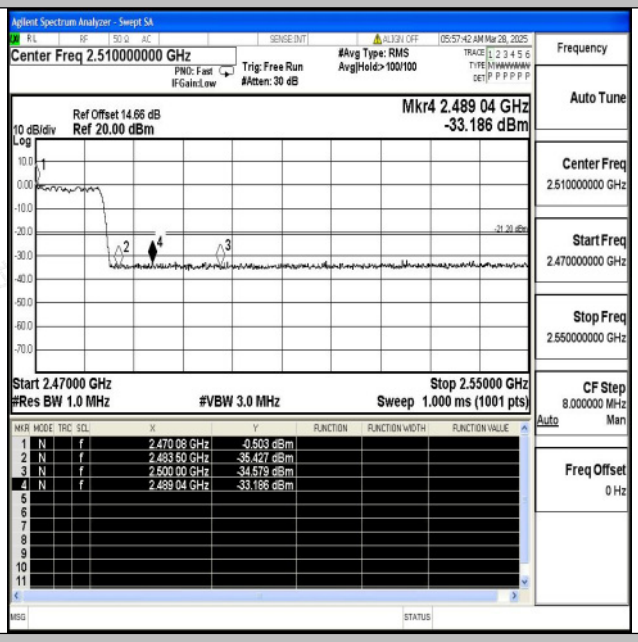

2DH5-Ant1-Hop_2480-PASS

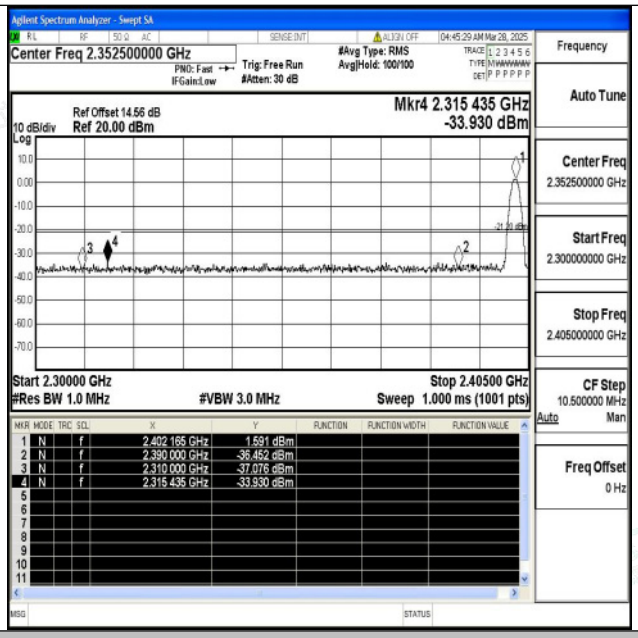

3DH5-Ant1-2402-PASS

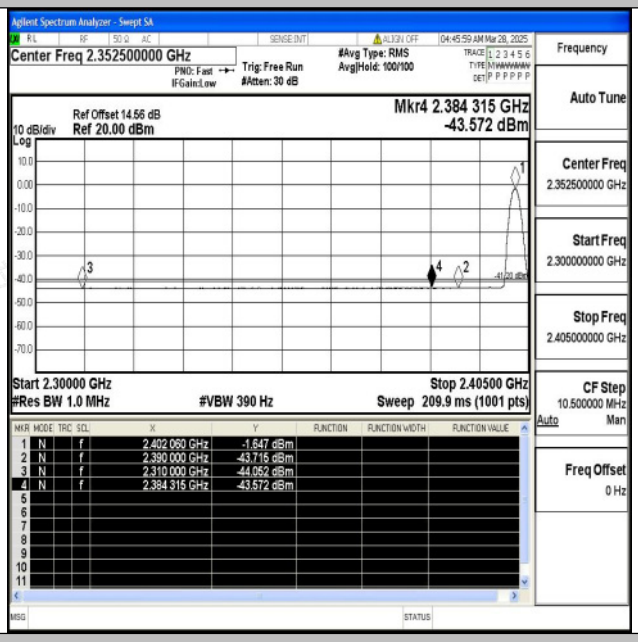

3DH5-Ant1-2402-PASS

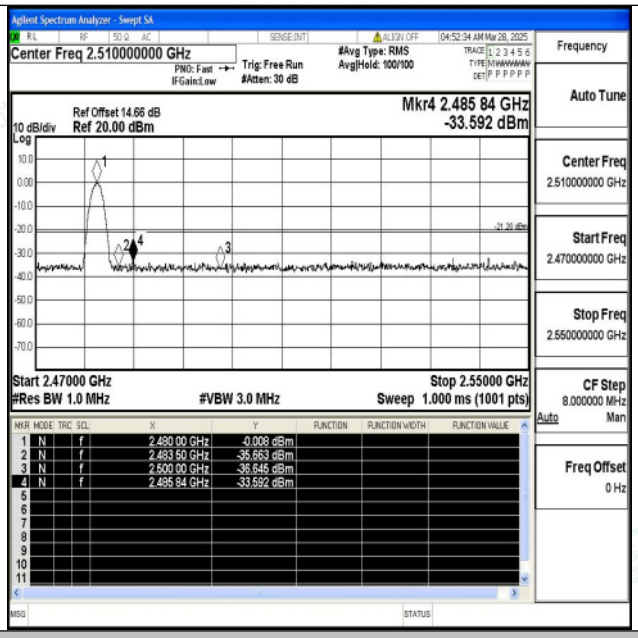

3DH5-Ant1-2480-PASS

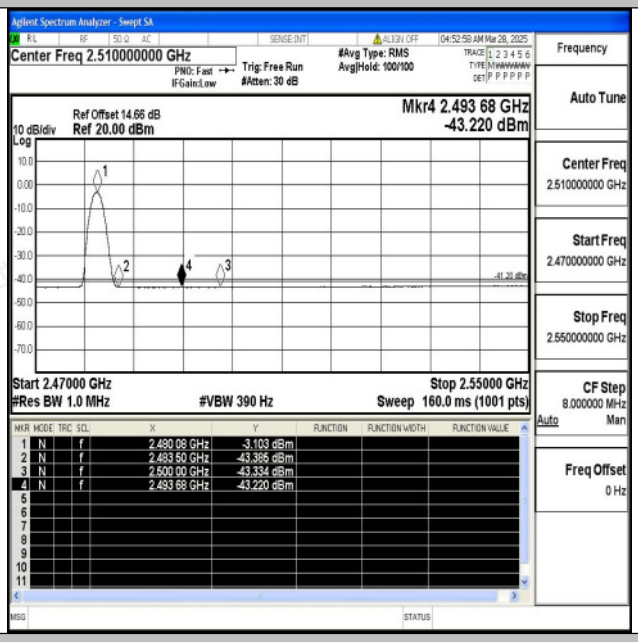

3DH5-Ant1-2480-PASS

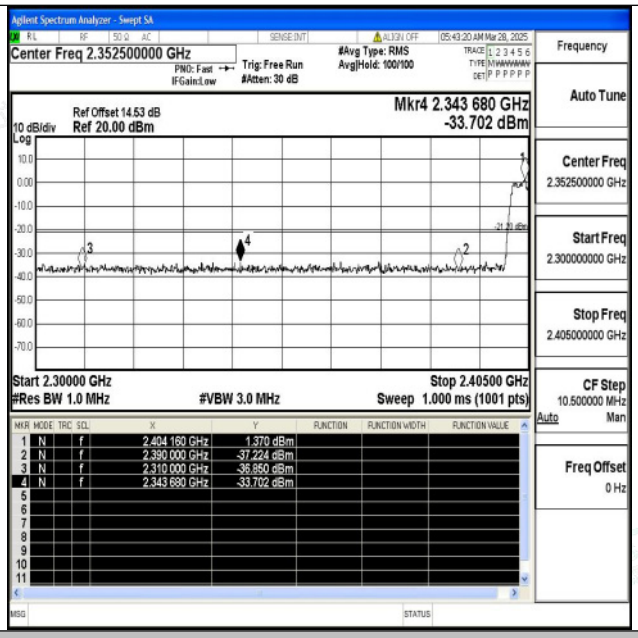

3DH5-Ant1-Hop_2402-PASS

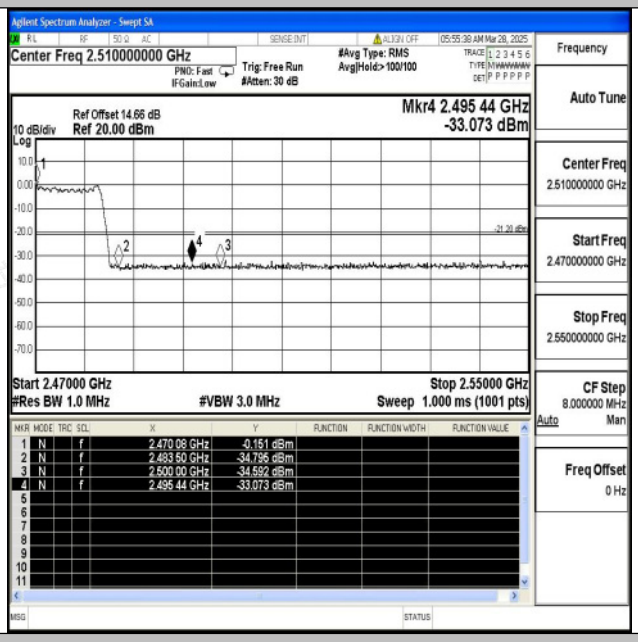

3DH5-Ant1-Hop_2480-PASS