Band Edge NVNT 3-DH5 2480MHz Ant1 No-Hopping Ref

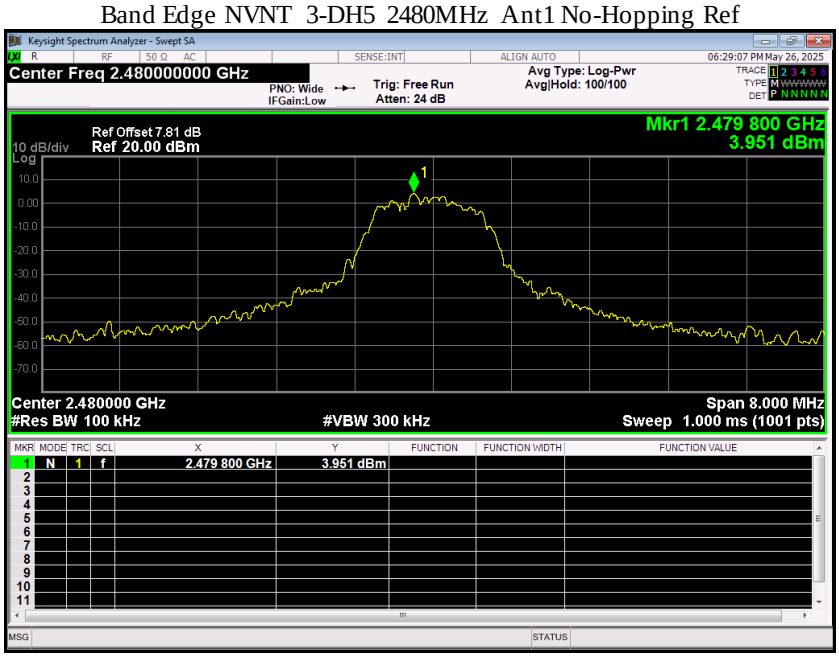


Band Edge NVNT 3-DH5 2480MHz Ant1 No-Hopping Emission

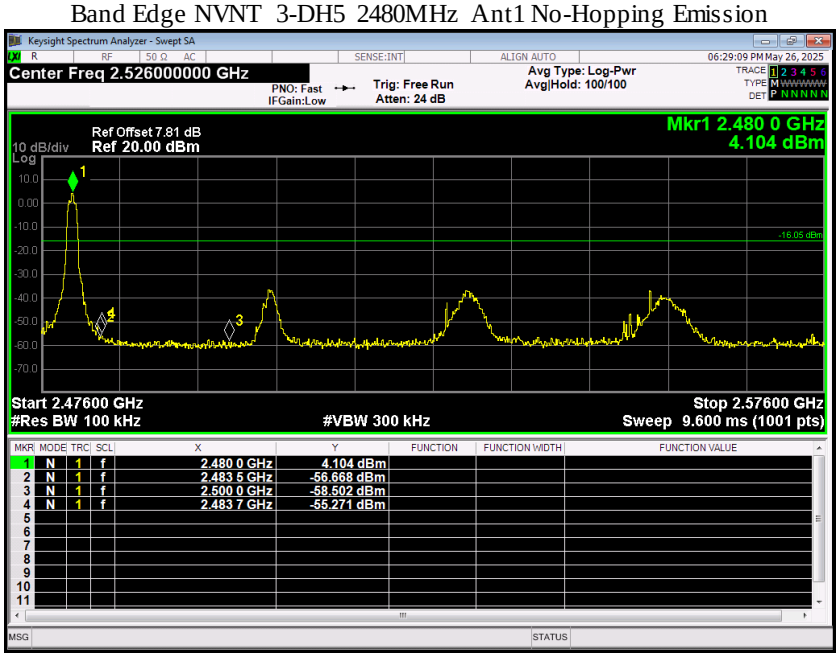


# Band Edge(Hopping)

| Condition | Mode | Frequency (MHz) | Antenna | Hopping Mode | Max Value (dBc) | Limit (dBc) | Verdict |
|---|---|---|---|---|---|---|---|
| NVNT | 1-DH5 | 2402 | Ant 1 | Hopping | -23.846 | -20 | Pass |
| NVNT | 1-DH5 | 2480 | Ant 1 | Hopping | -35.744 | -20 | Pass |

Band Edge(Hopping) NVNT 1-DH5 2402MHz Ant1 Hopping Ref

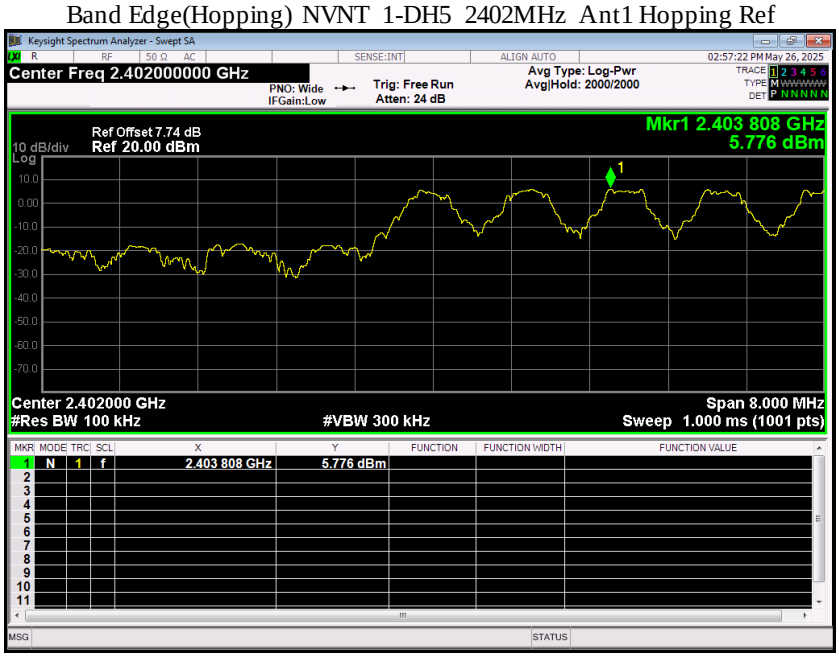


Band Edge(Hopping) NVNT 1-DH5 2402MHz Ant1 Hopping Emission

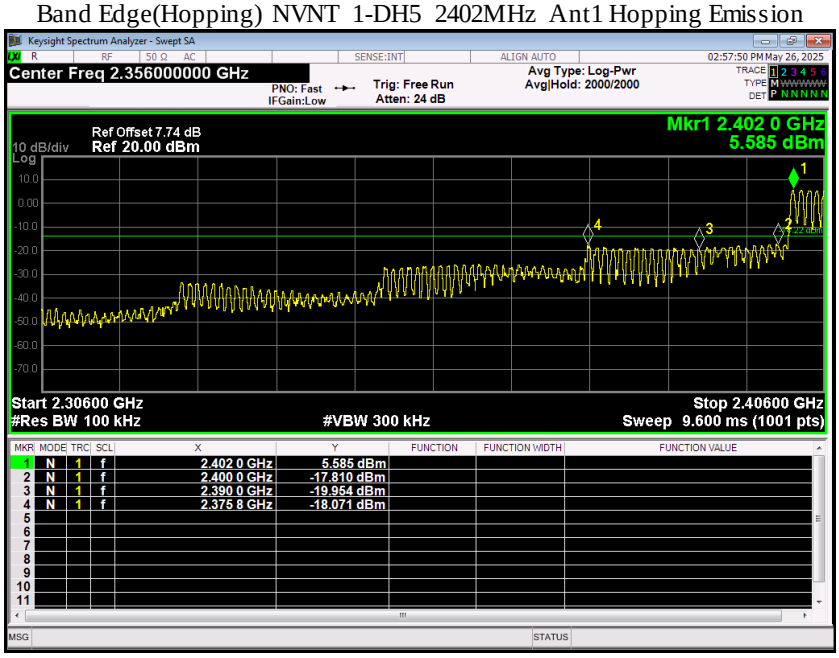

Band Edge(Hopping) NVNT 1-DH5 2480MHz Ant1 Hopping Ref

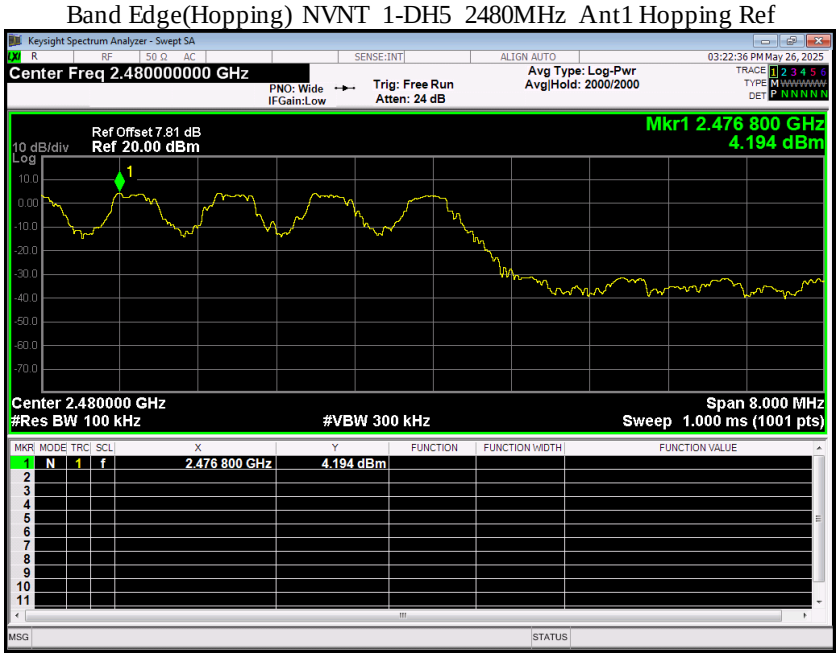


Band Edge(Hopping) NVNT 1-DH5 2480MHz Ant1 Hopping Emission

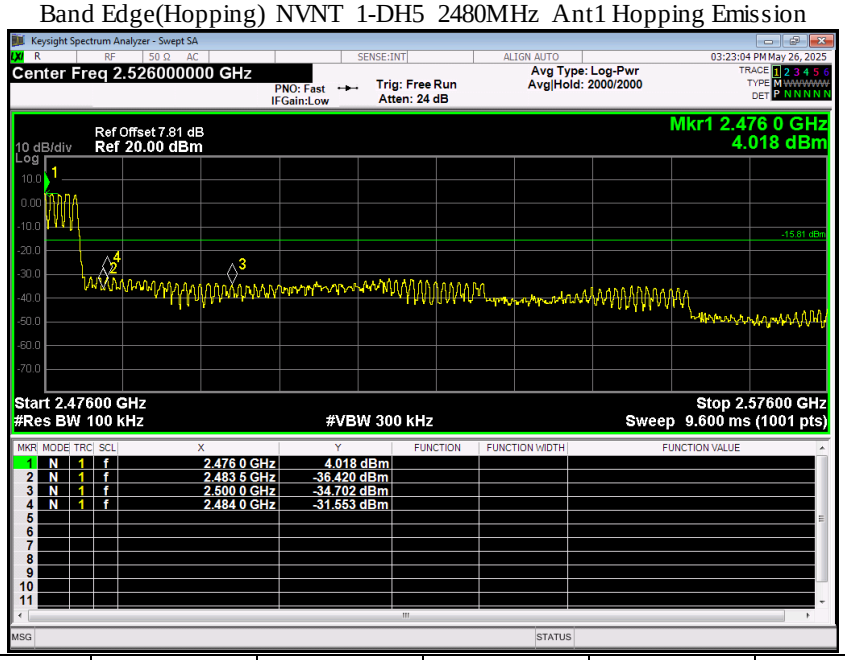


| Condition | Mode | Frequency (MHz) | Antenna | Hopping Mode | Max Value (dBc) | Limit (dBc) | Verdict |
|---|---|---|---|---|---|---|---|
| NVNT | 2-DH5 | 2402 | Ant 1 | Hopping | -24.091 | -20 | Pass |
| NVNT | 2-DH5 | 2480 | Ant 1 | Hopping | -35.593 | -20 | Pass |

Band Edge(Hopping) NVNT 2-DH5 2402MHz Ant1 Hopping Ref

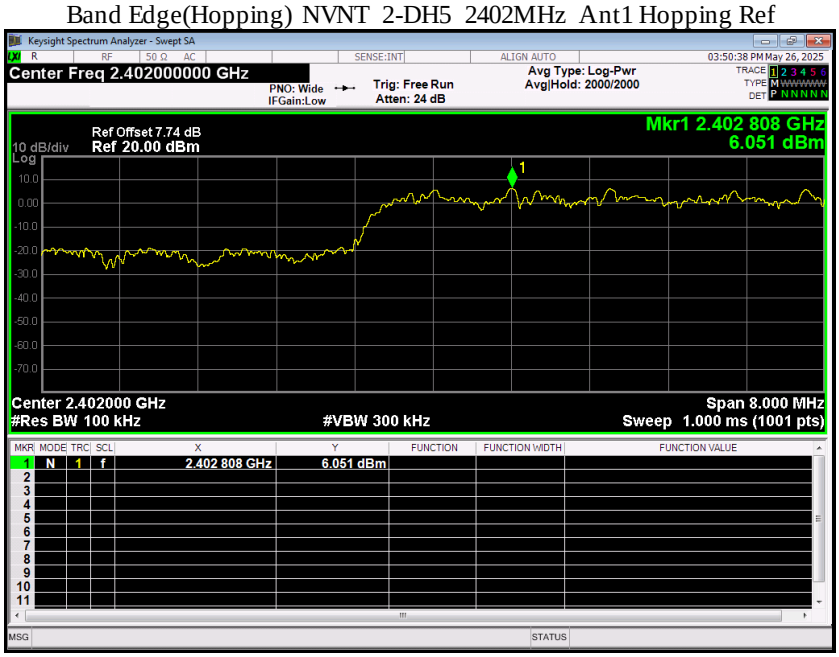


Band Edge(Hopping) NVNT 2-DH5 2402MHz Ant1 Hopping Emission

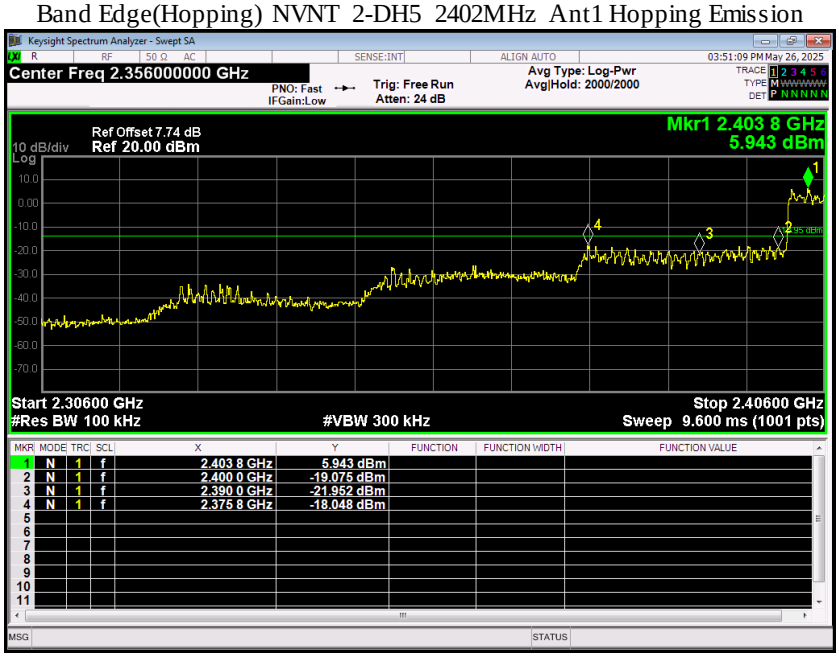

Band Edge(Hopping) NVNT 2-DH5 2480MHz Ant1 Hopping Ref

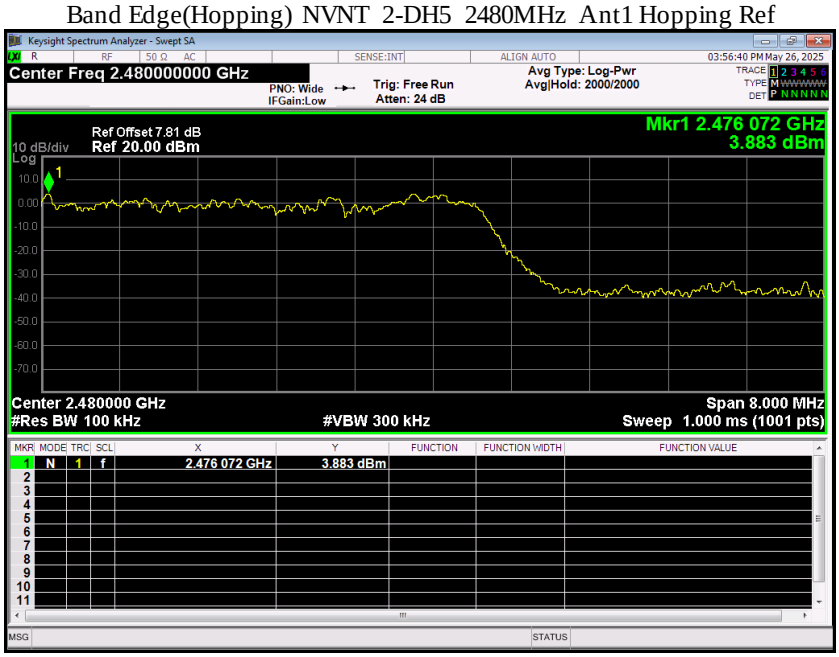


Band Edge(Hopping) NVNT 2-DH5 2480MHz Ant1 Hopping Emission

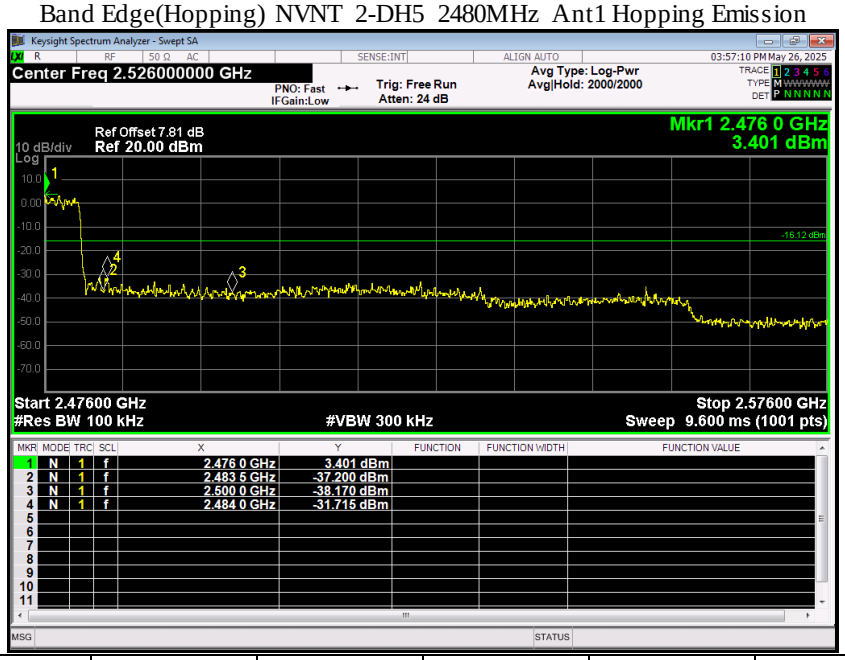


| Condition | Mode | Frequency (MHz) | Antenna | Hopping Mode | Max Value (dBc) | Limit (dBc) | Verdict |
|---|---|---|---|---|---|---|---|
| NVNT | 3-DH5 | 2402 | Ant 1 | Hopping | -23.975 | -20 | Pass |
| NVNT | 3-DH5 | 2480 | Ant 1 | Hopping | -37.864 | -20 | Pass |

Band Edge(Hopping) NVNT 3-DH5 2402MHz Ant1 Hopping Ref

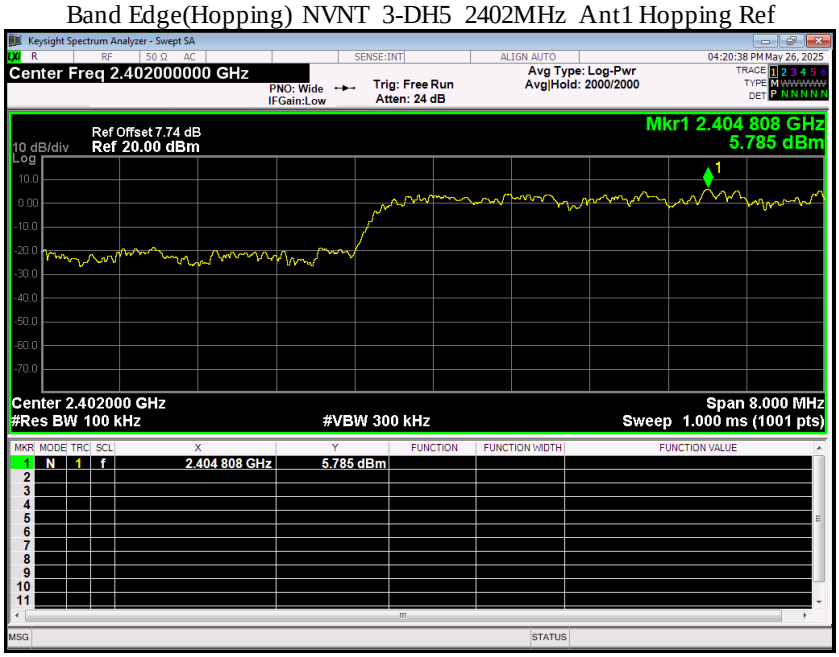


Band Edge(Hopping) NVNT 3-DH5 2402MHz Ant1 Hopping Emission

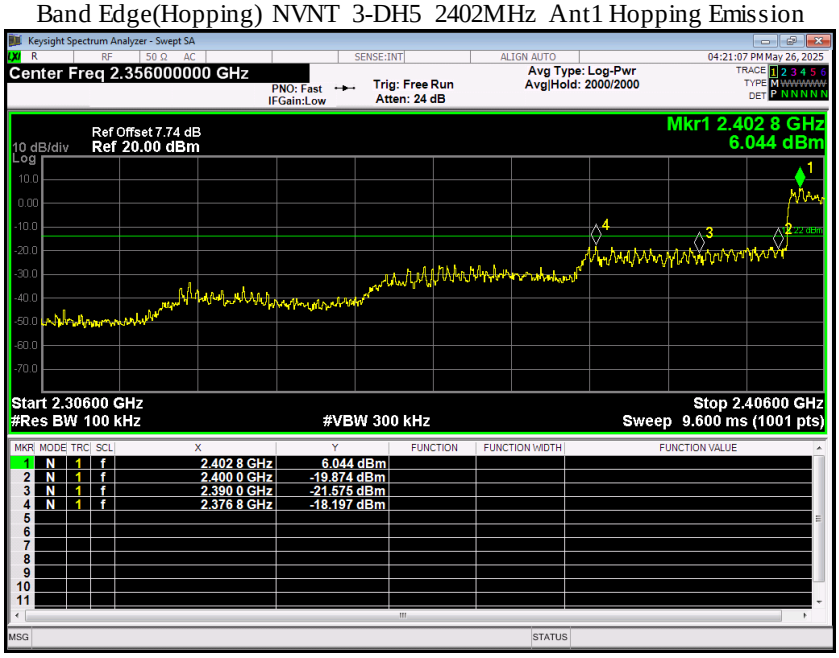

Band Edge(Hopping) NVNT 3-DH5 2480MHz Ant1 Hopping Ref

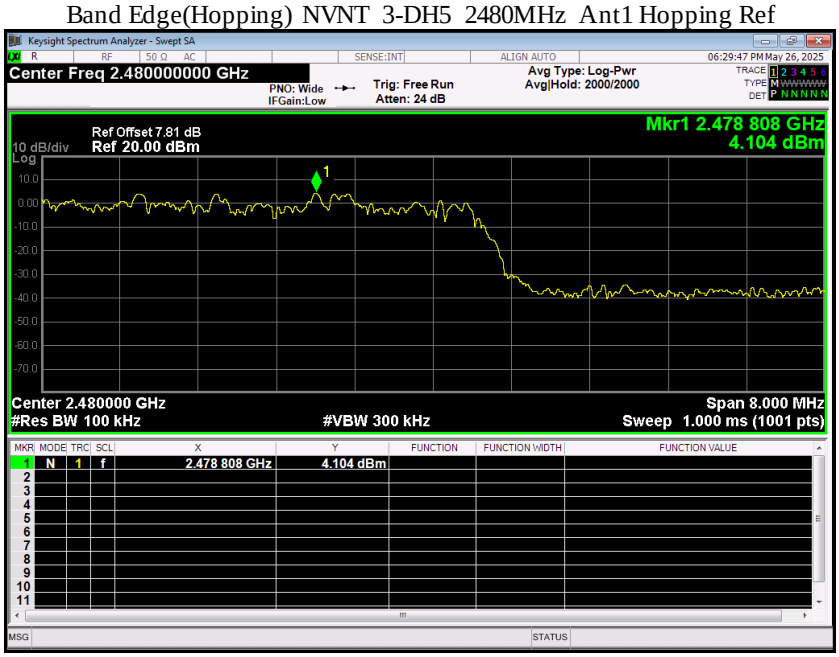


Band Edge(Hopping) NVNT 3-DH5 2480MHz Ant1 Hopping Emission

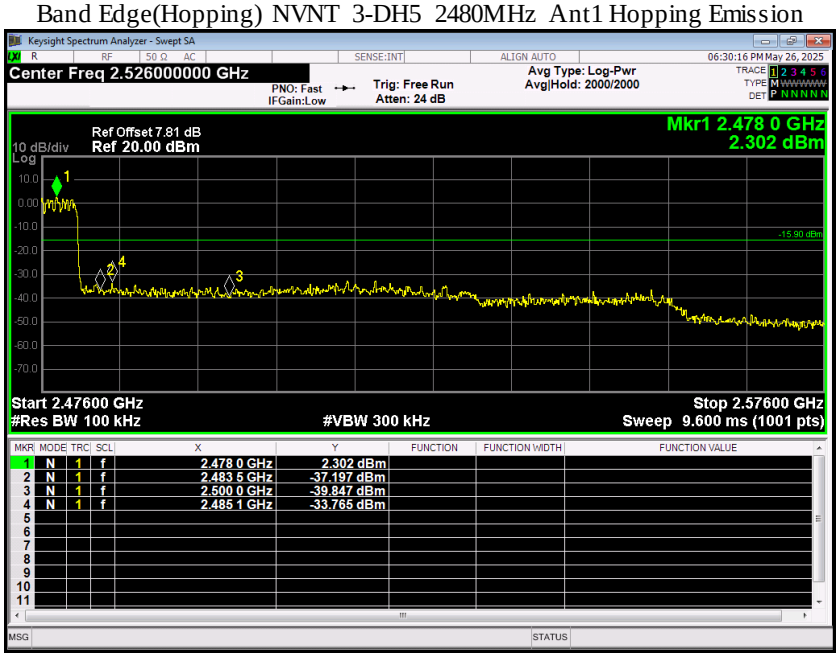

# 11. Conducted Spurious Emissions

## 11.1. Applied procedures / Limit

15.247(d) In any 100 kHz bandwidth outside the frequency band in which the spread spectrum or digitally modulated intentional radiator is operating, the radio frequency power that is produced by the intentional radiator shall be at least 20 dB below that in the 100 kHz bandwidth within the band that contains the highest level of the desired power, based on either an RF conducted or a radiated measurement, provided the transmitter demonstrates compliance with the peak conducted power limits. If the transmitter complies with the conducted power limits based on the use of RMS averaging over a time interval, as permitted under paragraph (b)(3) of this section, the attenuation required under this paragraph shall be 30 dB instead of 20 dB. Attenuation below the general limits specified in Section 15.209(a) is not required. In addition, radiated emissions which fall in the restricted bands, as defined in Section 15.205(a), must also comply with the radiated emission limits specified in Section 15.209(a) (see Section 15.205(c)).

## 11.2. Test procedure

a. The EUT was directly connected to the spectrum analyzer and antenna output port as show in the block diagram below.
b. Span = wide enough to capture the peak level of the in-band emission and all spurious emissions (e.g., harmonics) from the lowest frequency generated in the EUT up through the 10$^{th}$ harmonic. Typically, several plots are required to cover this entire span. RBW = 100 kHz
VBW ≥ RBW, Sweep = auto, Detector function = peak, Trace = max hold
sweep points ≥ investigated frequency range/RBW.

## 11.3. Deviation from standard

No deviation.

## 11.4. Test setup




## 11.5. Test results

| Condition | Mode | Frequency (MHz) | Antenna | Max Value (dBc) | Limit (dBc) | Verdict |
|---|---|---|---|---|---|---|
| NVNT | 1-DH5 | 2402 | Ant 1 | -32.944 | -20 | Pass |
| NVNT | 1-DH5 | 2441 | Ant 1 | -33.969 | -20 | Pass |
| NVNT | 1-DH5 | 2480 | Ant 1 | -33.871 | -20 | Pass |

Tx. Spurious NVNT 1-DH5 2402MHz Ant1 Ref

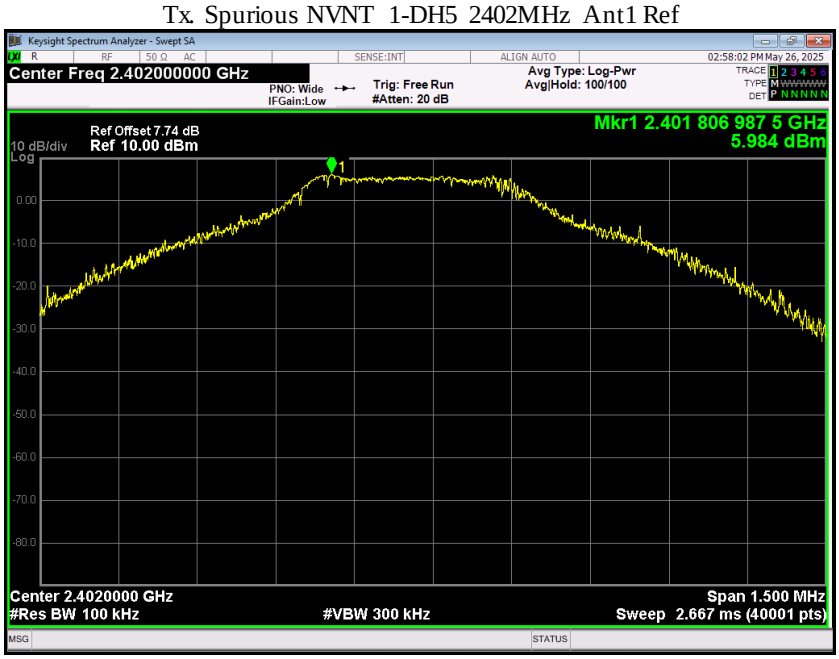


Tx. Spurious NVNT 1-DH5 2402MHz Ant1 Emission

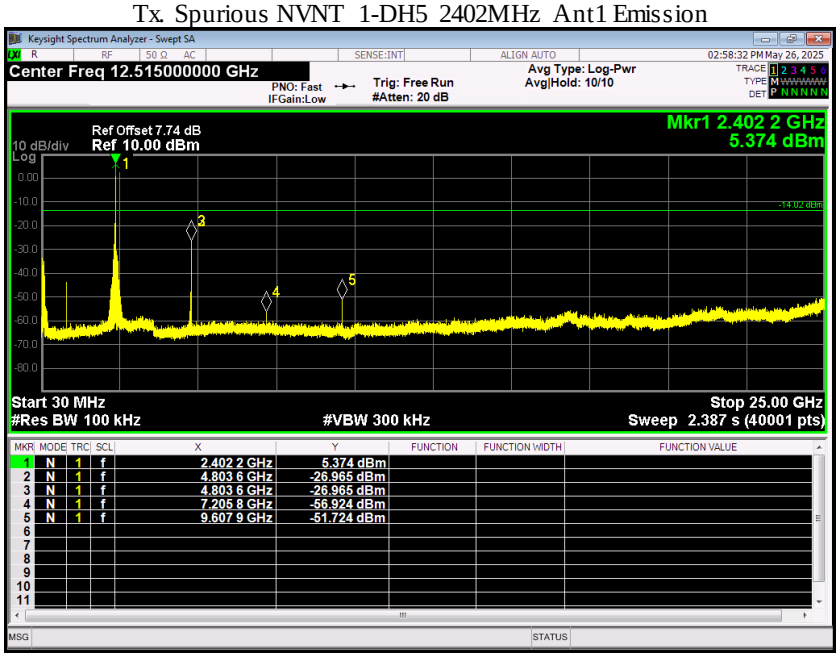

Tx. Spurious NVNT 1-DH5 2441MHz Ant1 Ref

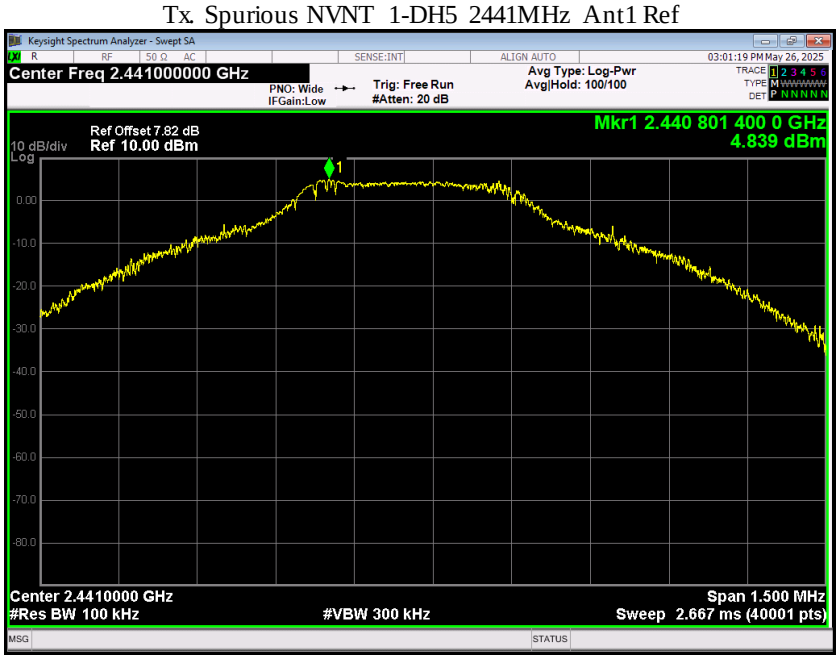


Tx. Spurious NVNT 1-DH5 2441MHz Ant1 Emission

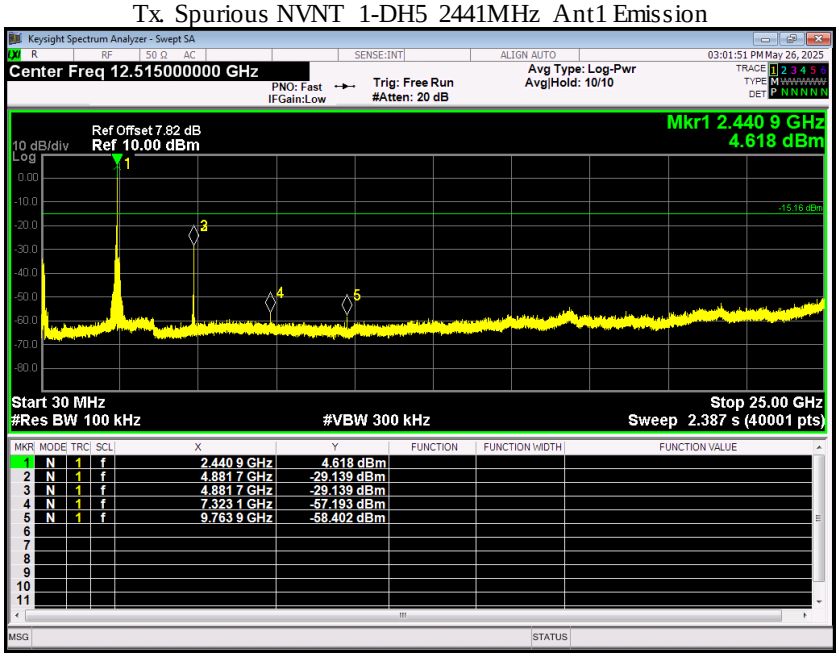

Tx. Spurious NVNT 1-DH5 2480MHz Ant1 Ref

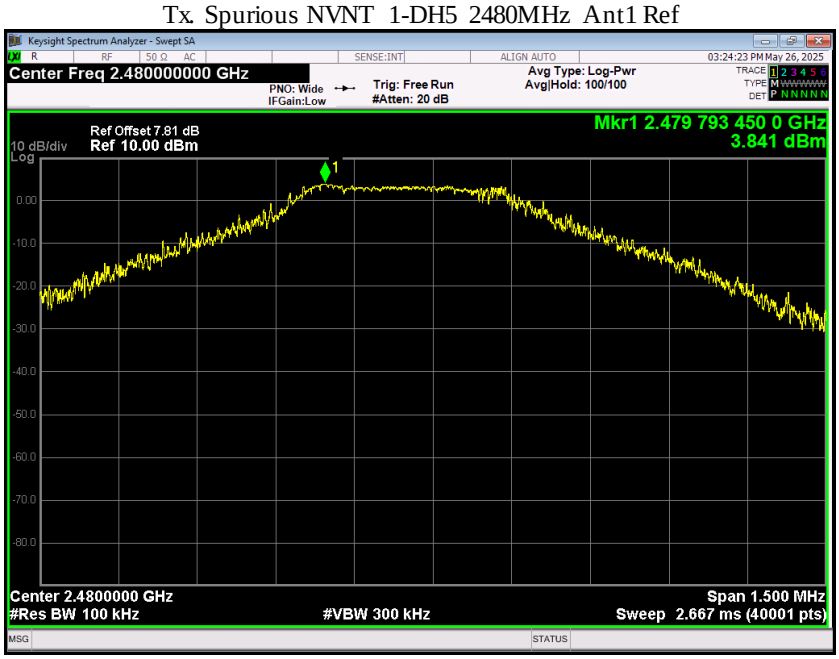


Tx. Spurious NVNT 1-DH5 2480MHz Ant1 Emission

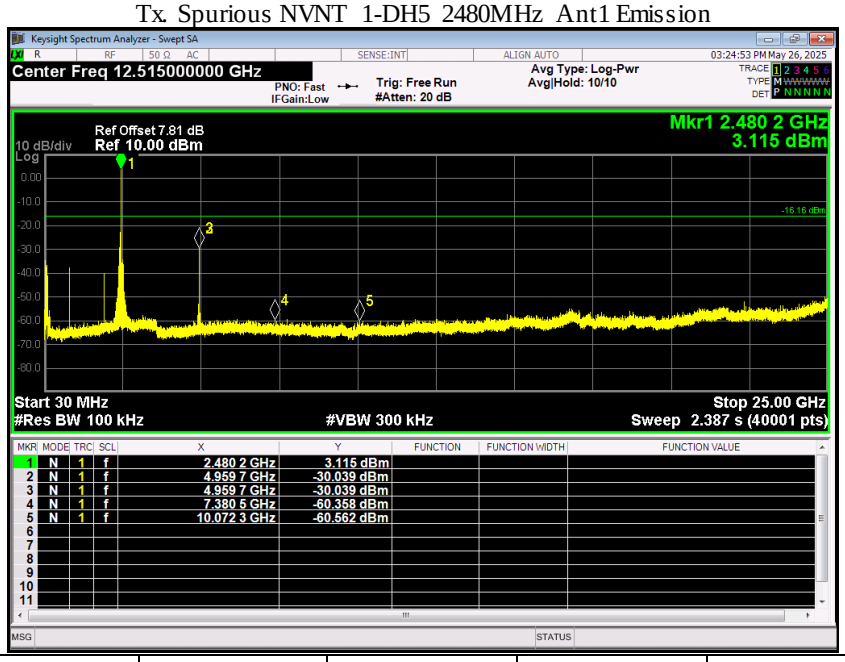


| Condition | Mode | Frequency (MHz) | Antenna | Max Value (dBc) | Limit (dBc) | Verdict |
|---|---|---|---|---|---|---|
| NVNT | 2-DH5 | 2402 | Ant 1 | -34.384 | -20 | Pass |
| NVNT | 2-DH5 | 2441 | Ant 1 | -30.59 | -20 | Pass |
| NVNT | 2-DH5 | 2480 | Ant 1 | -35.204 | -20 | Pass |

Tx. Spurious NVNT 2-DH5 2402MHz Ant1 Ref

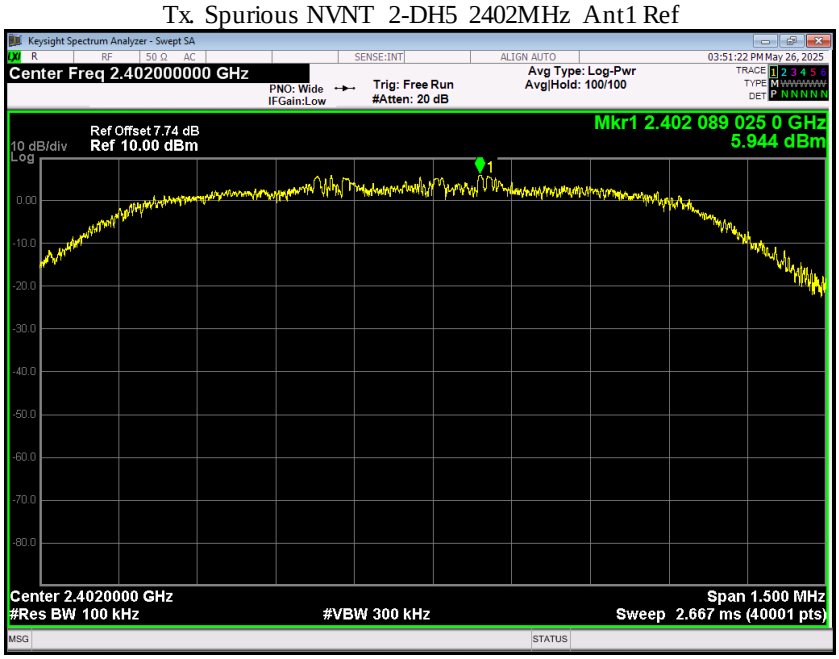


Tx. Spurious NVNT 2-DH5 2402MHz Ant1 Emission

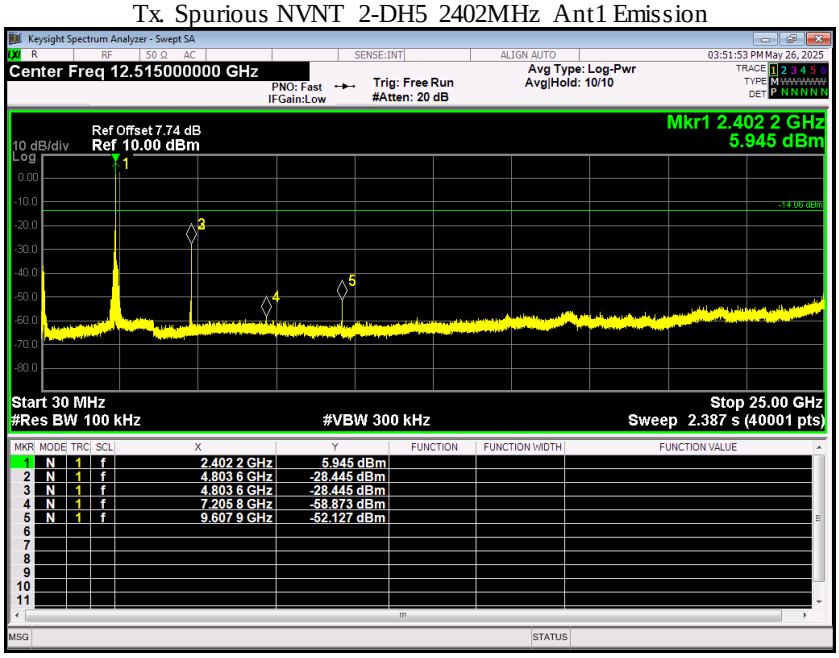

Tx. Spurious NVNT 2-DH5 2441MHz Ant1 Ref

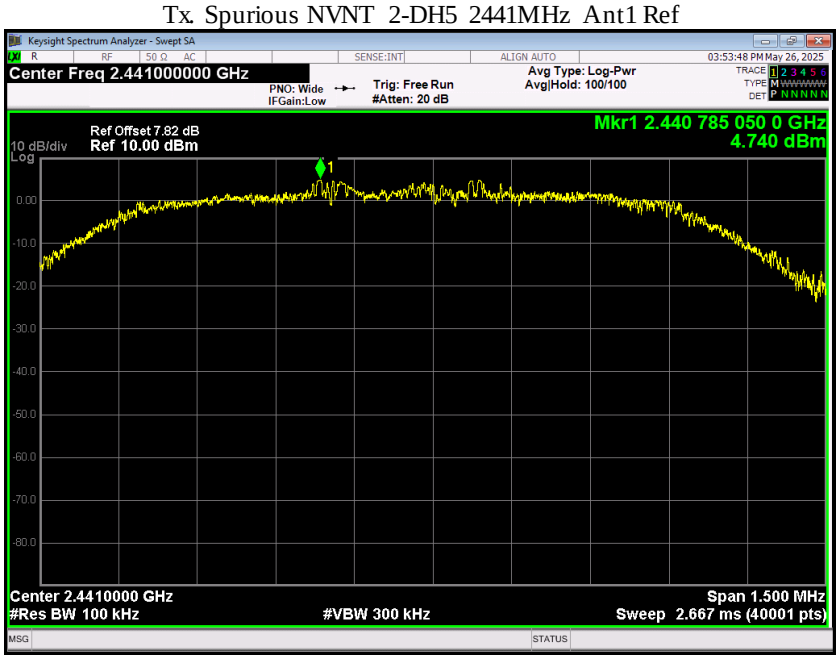


Tx. Spurious NVNT 2-DH5 2441MHz Ant1 Emission

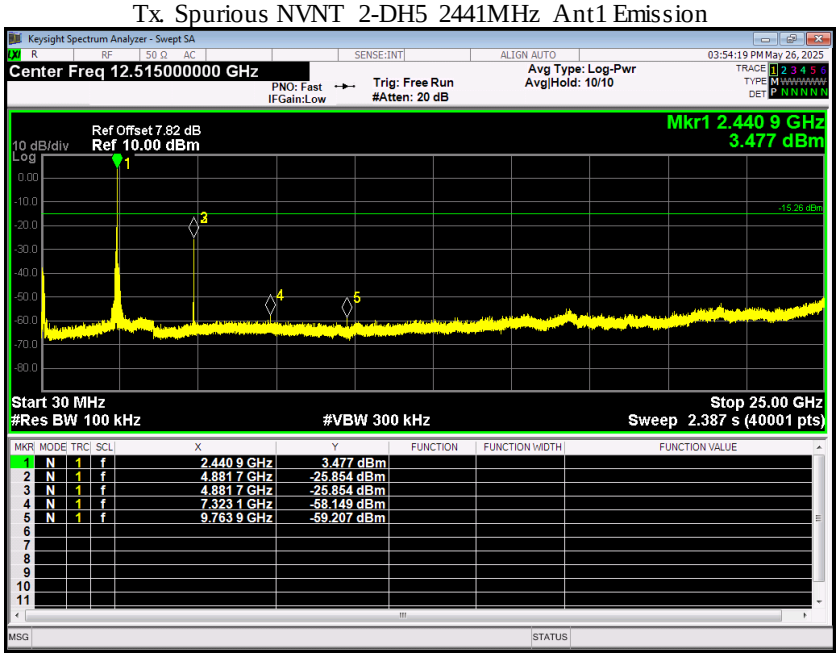

Tx. Spurious NVNT 2-DH5 2480MHz Ant1 Ref

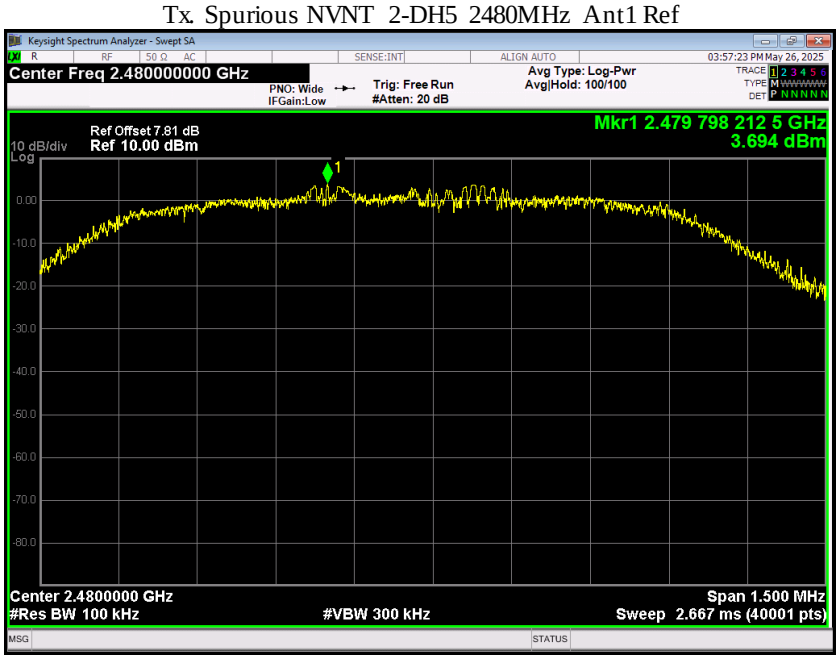


Tx. Spurious NVNT 2-DH5 2480MHz Ant1 Emission

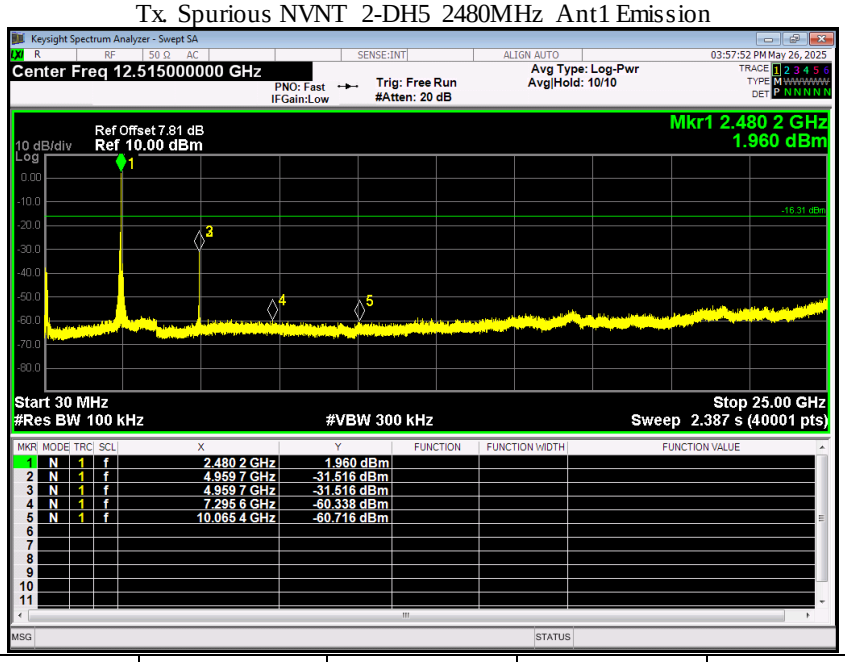


| Condition | Mode | Frequency (MHz) | Antenna | Max Value (dBc) | Limit (dBc) | Verdict |
|---|---|---|---|---|---|---|
| NVNT | 3-DH5 | 2402 | Ant 1 | -31.322 | -20 | Pass |
| NVNT | 3-DH5 | 2441 | Ant 1 | -33.423 | -20 | Pass |
| NVNT | 3-DH5 | 2480 | Ant 1 | -35.798 | -20 | Pass |

Tx. Spurious NVNT 3-DH5 2402MHz Ant1 Ref

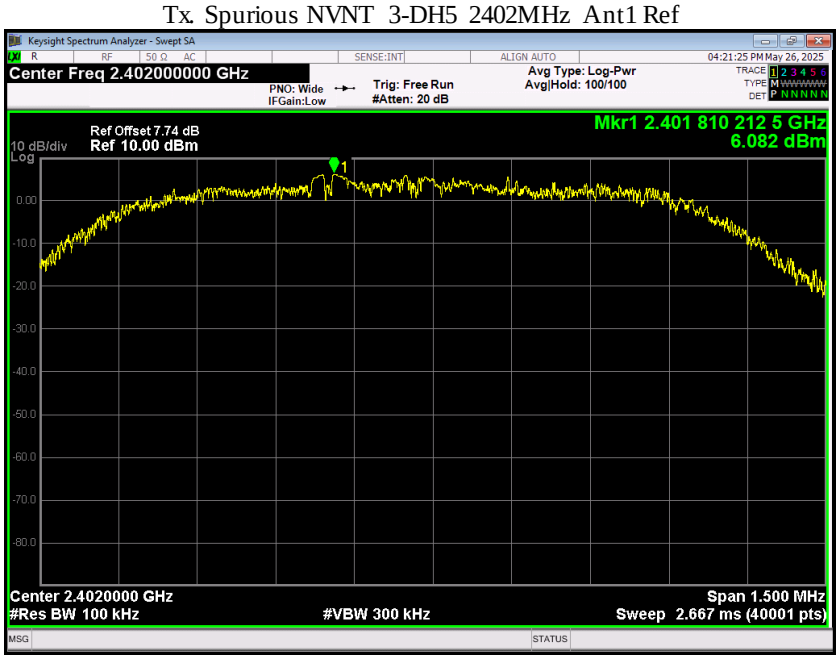


Tx. Spurious NVNT 3-DH5 2402MHz Ant1 Emission

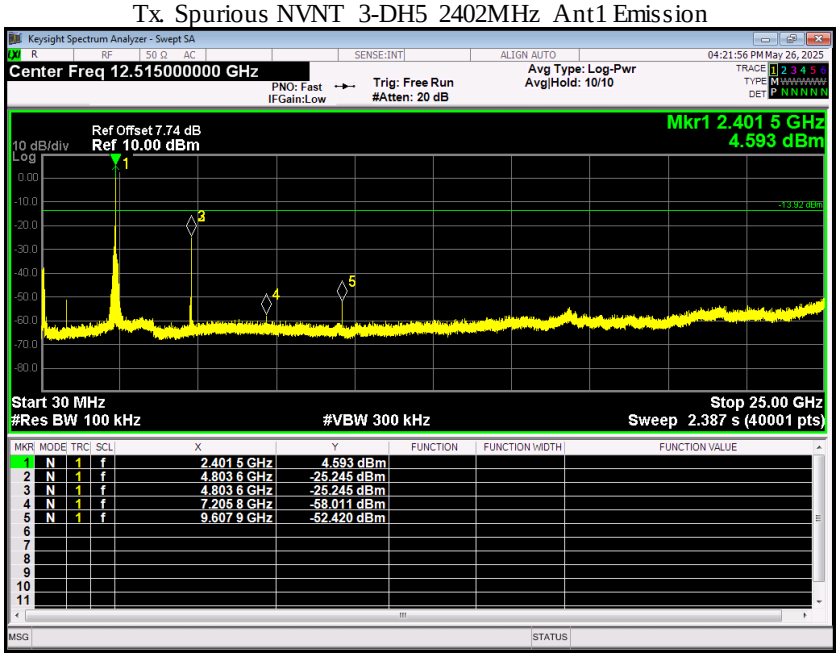

Tx. Spurious NVNT 3-DH5 2441MHz Ant1 Ref

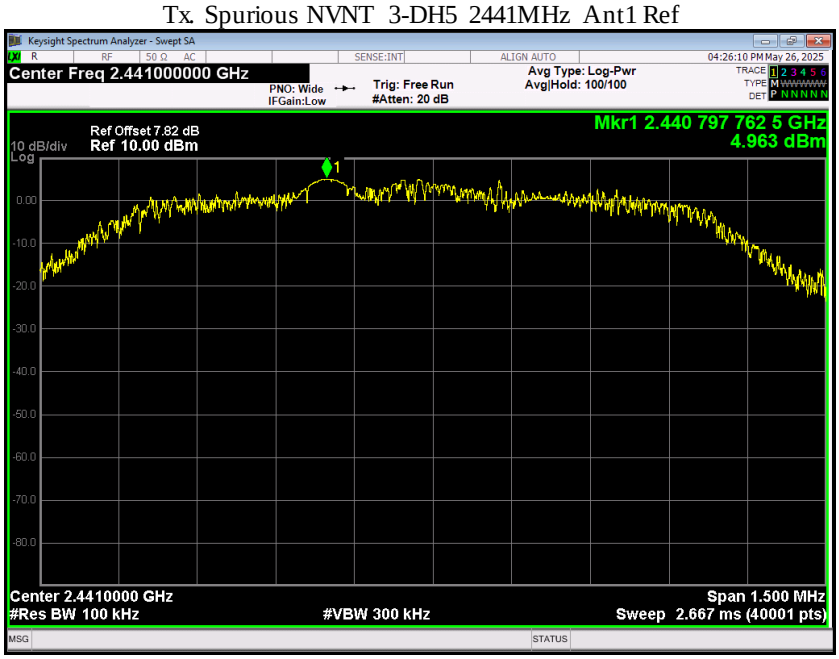


Tx. Spurious NVNT 3-DH5 2441MHz Ant1 Emission

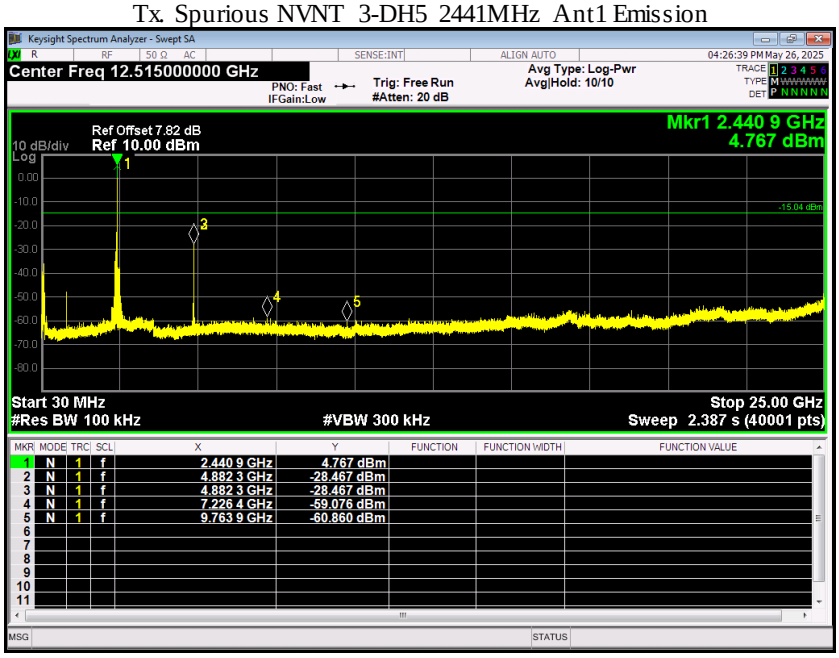

Tx. Spurious NVNT 3-DH5 2480MHz Ant1 Ref

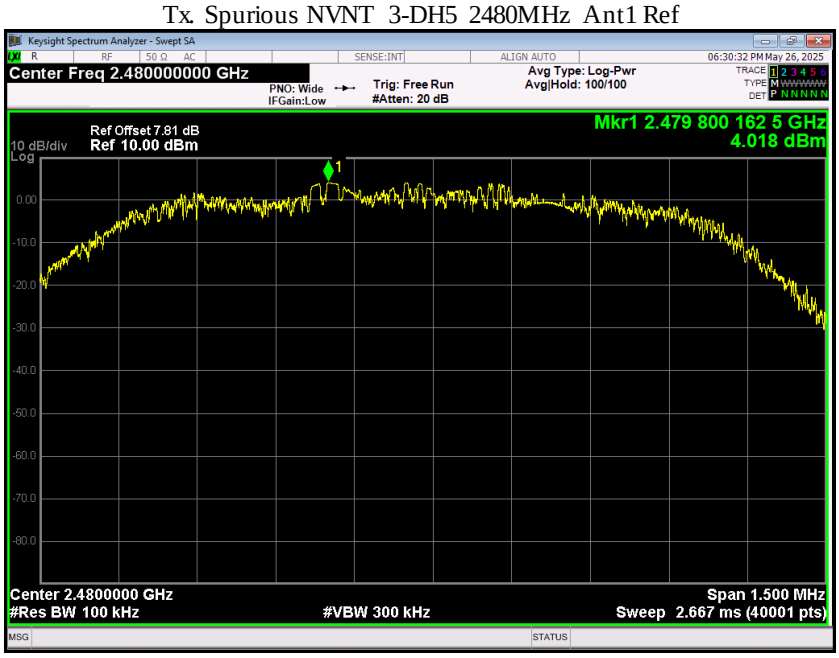


Tx. Spurious NVNT 3-DH5 2480MHz Ant1 Emission

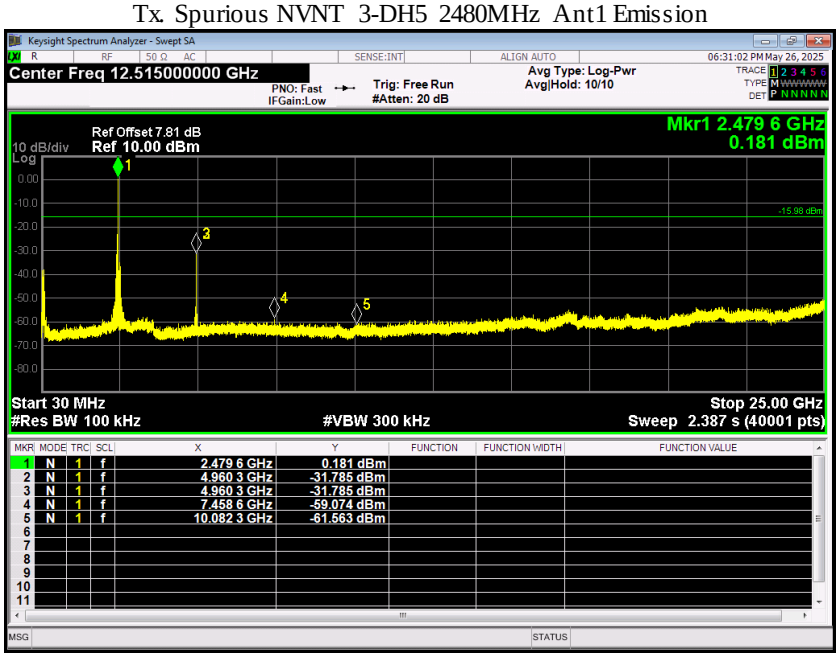

# 12. Antenna Requirement

## 12.1. Standard requirement

15.203 requirement: For intentional device, according to 15.203: an intentional radiator shall be designed to ensure that no antenna other than that furnished by the responsible party shall be used with the device. 15.247(c) (1)(i) requirement: (i) Systems operating in the 2400-2483.5 MHz band that is used exclusively for fixed. Point-to-point operations may employ transmitting antennas with directional gain greater than 6dBi provided the maximum conducted output power of the intentional radiatoris reduced by 1 dB for every 3 dB that the directional gain of the antenna exceeds 6dBi.

## 12.2. EUT Antenna

The antenna is Integral Antenna and no consideration of replacement. Antenna gain is Maximum 1.13 dBi from 2.4GHz to 2.5GHz.

## 13.Test setup photograph

Photos of power line conducted emission test

Photos of radiated emission test
30MHz – 1GHz



Photos of radiated emission test
Above 1GHz

## 14.Photos of the EUT










**--End of Report--**