6.2 Test Graphs

Test Graphs

b 2412MHz Ant1 Ref

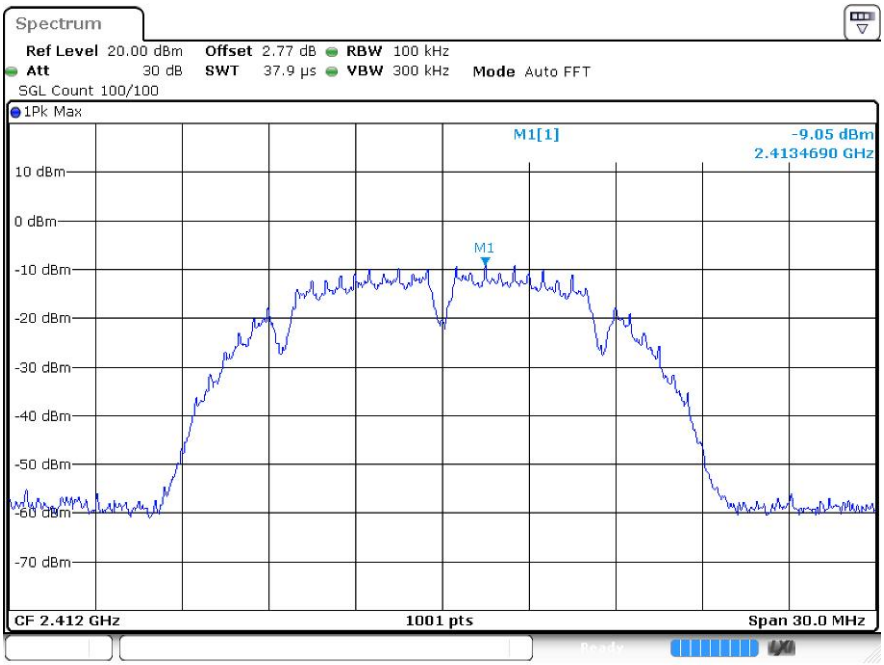

b 2412MHz Ant1 Emission

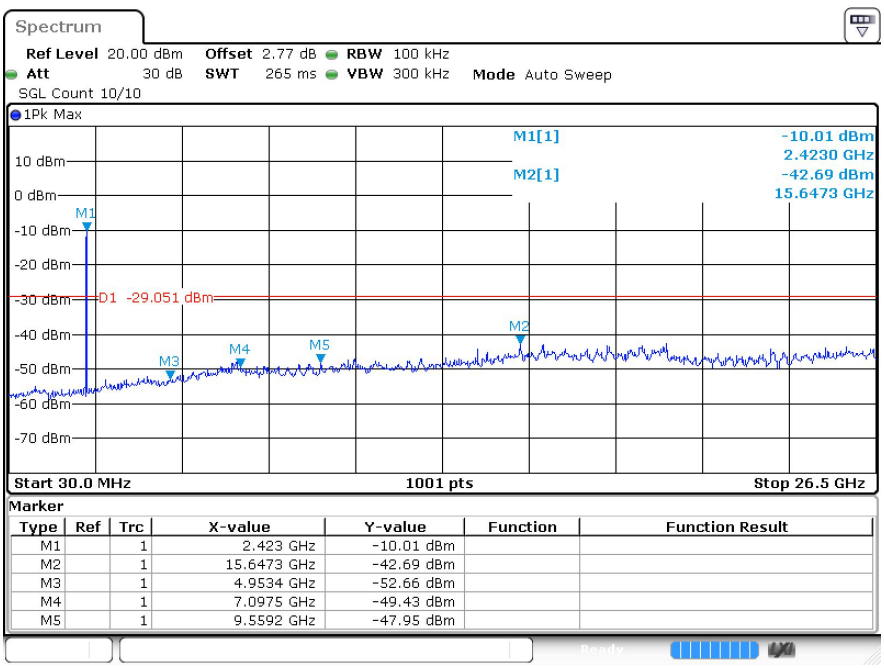

Type	Ref	Trc	X-value	Y-value	Function	Function Result
M1		1	2.423 GHz	-10.01 dBm		
M2		1	15.6473 GHz	-42.69 dBm		
M3		1	4.9534 GHz	-52.66 dBm		
M4		1	7.0975 GHz	-49.43 dBm		
M5		1	9.5592 GHz	-47.95 dBm		

b 2437MHz Ant1 Ref

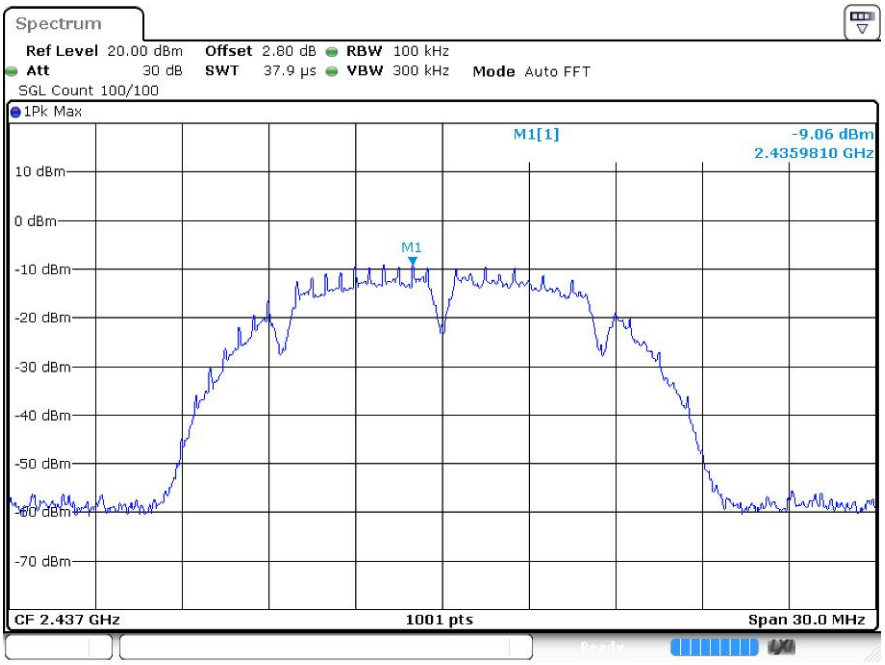

b 2437MHz Ant1 Emission

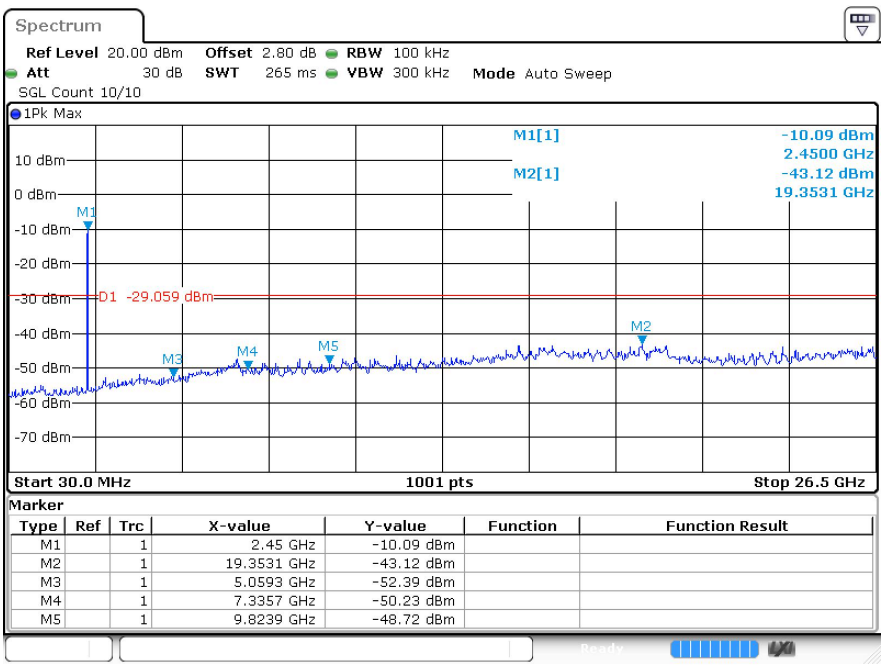

Marker

Type	Ref	Trc	X-value	Y-value	Function	Function Result
M1		1	2.45 GHz	-10.09 dBm		
M2		1	19.3531 GHz	-43.12 dBm		
M3		1	5.0593 GHz	-52.39 dBm		
M4		1	7.3357 GHz	-50.23 dBm		
M5		1	9.8239 GHz	-48.72 dBm		

b 2462MHz Ant1 Ref

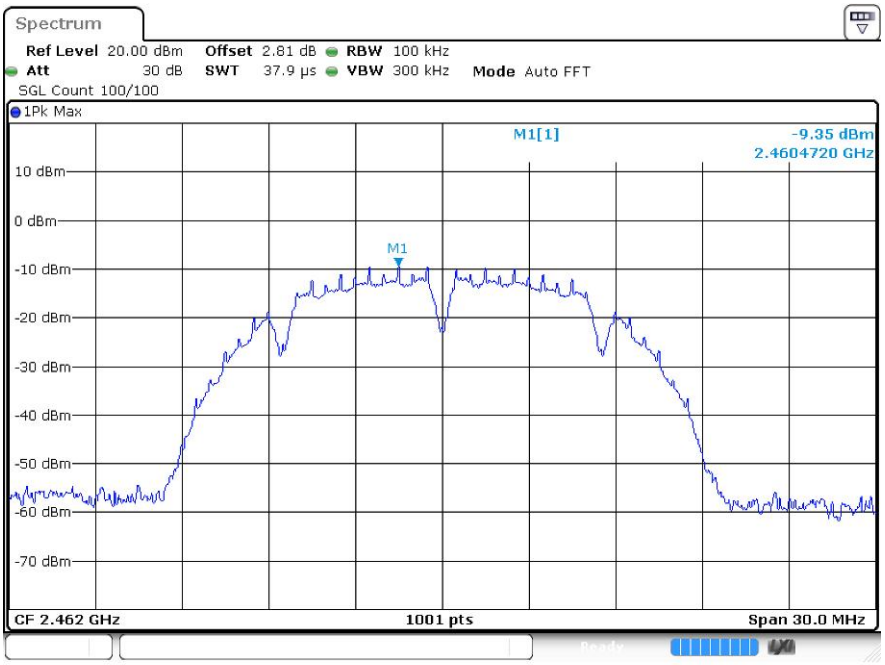

b 2462MHz Ant1 Emission

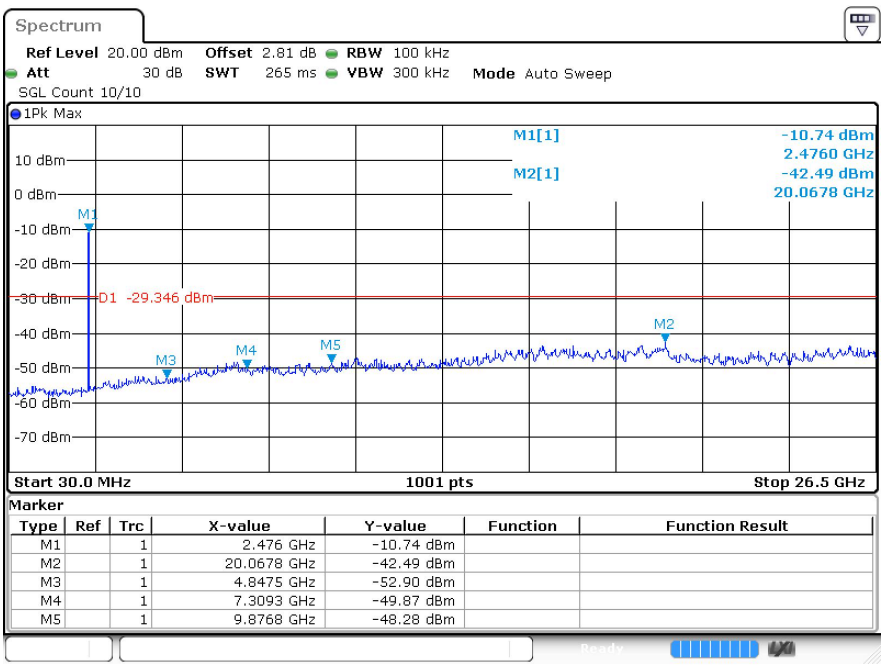

Marker

Type	Ref	Trc	X-value	Y-value	Function	Function Result
M1		1	2.476 GHz	-10.74 dBm		
M2		1	20.0678 GHz	-42.49 dBm		
M3		1	4.8475 GHz	-52.90 dBm		
M4		1	7.3093 GHz	-49.87 dBm		
M5		1	9.8768 GHz	-48.28 dBm		

g 2412MHz Ant1 Ref

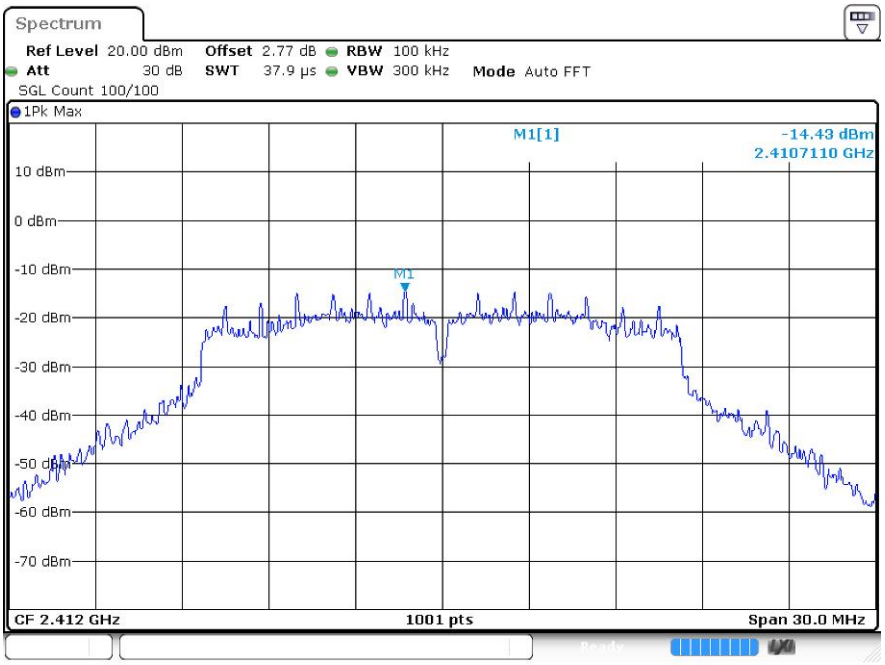

g 2412MHz Ant1 Emission

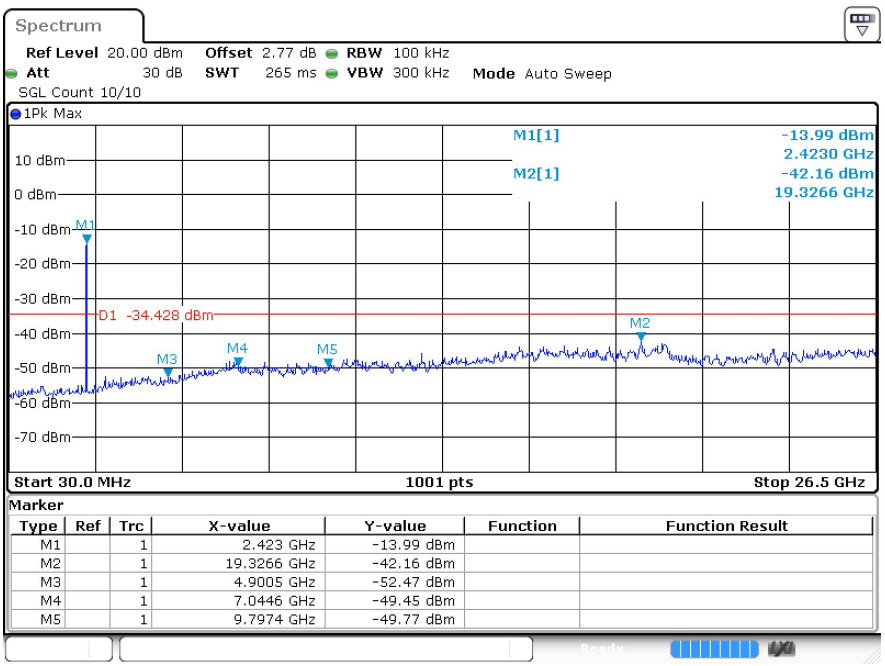

Marker

Type	Ref	Trc	X-value	Y-value	Function	Function Result
M1		1	2.423 GHz	-13.99 dBm		
M2		1	19.3266 GHz	-42.16 dBm		
M3		1	4.9005 GHz	-52.47 dBm		
M4		1	7.0446 GHz	-49.45 dBm		
M5		1	9.7974 GHz	-49.77 dBm		

g 2437MHz Ant1 Ref

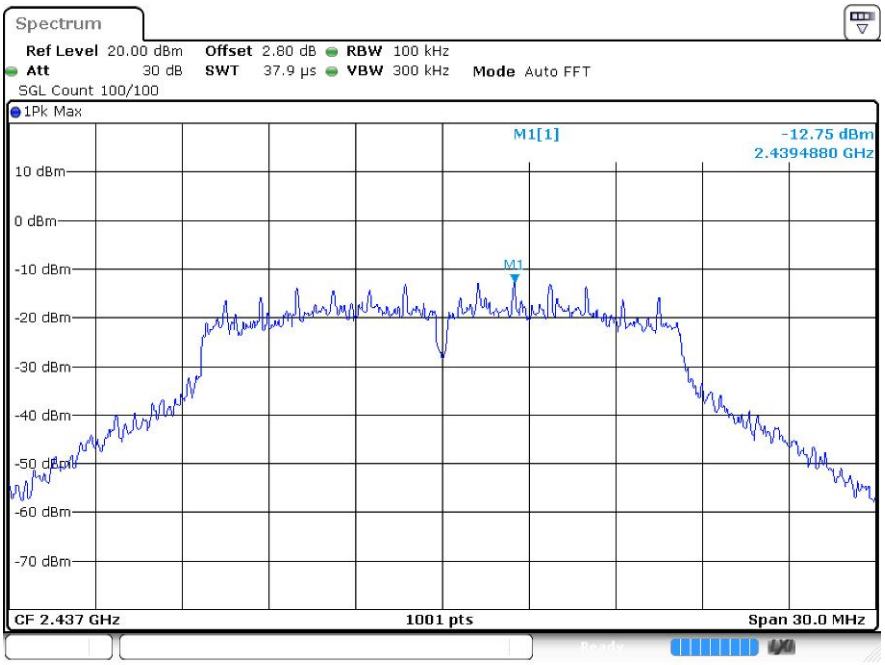

g 2437MHz Ant1 Emission

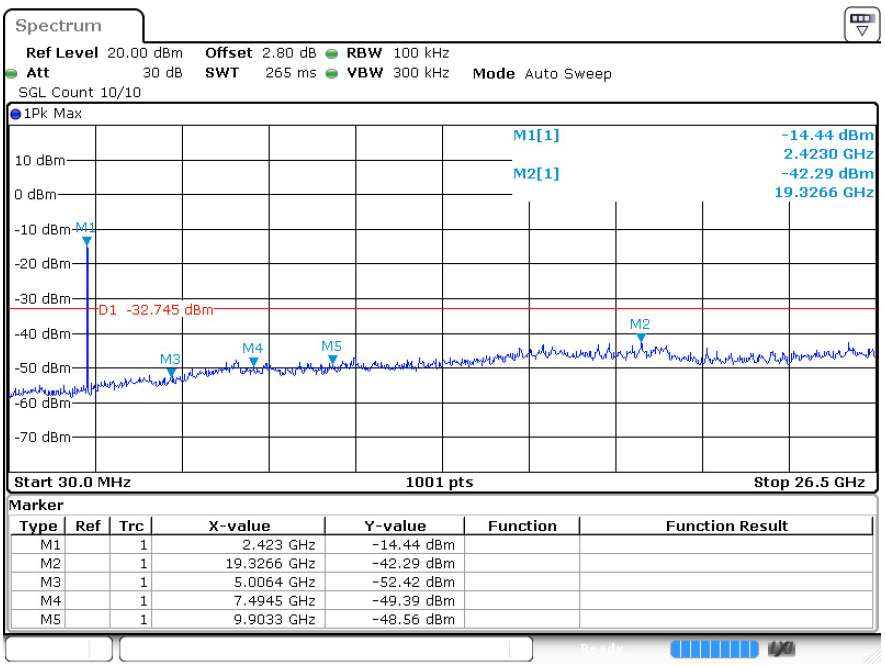

Marker

Type	Ref	Trc	X-value	Y-value	Function	Function Result
M1		1	2.423 GHz	-14.44 dBm		
M2		1	19.3266 GHz	-42.29 dBm		
M3		1	5.0064 GHz	-52.42 dBm		
M4		1	7.4945 GHz	-49.39 dBm		
M5		1	9.9033 GHz	-48.56 dBm		

g 2462MHz Ant1 Ref

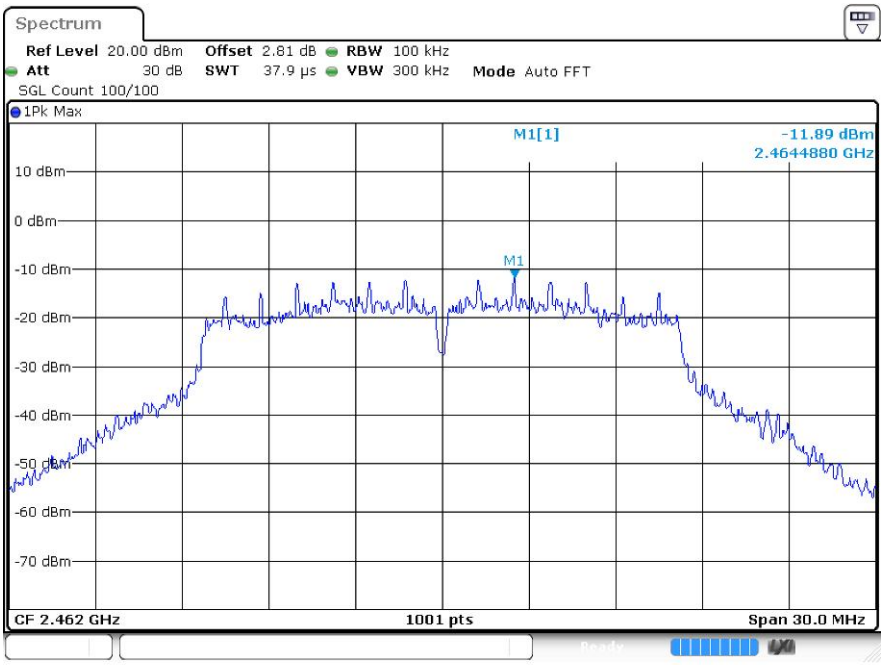

g 2462MHz Ant1 Emission

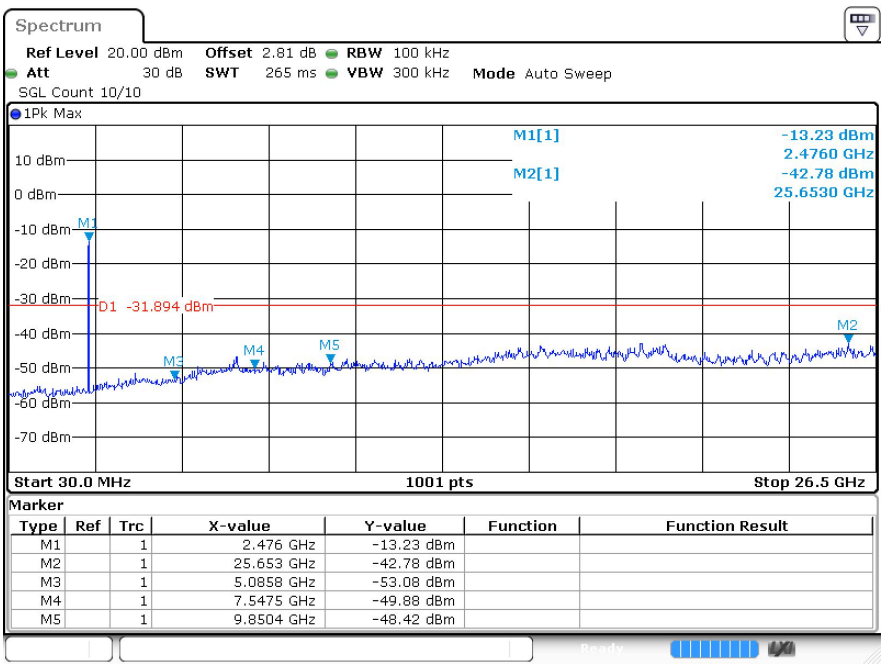

Marker

Type	Ref	Trc	X-value	Y-value	Function	Function Result
M1		1	2.476 GHz	-13.23 dBm		
M2		1	25.653 GHz	-42.78 dBm		
M3		1	5.0858 GHz	-53.08 dBm		
M4		1	7.5475 GHz	-49.88 dBm		
M5		1	9.8504 GHz	-48.42 dBm		

n20 2412MHz Ant1 Ref

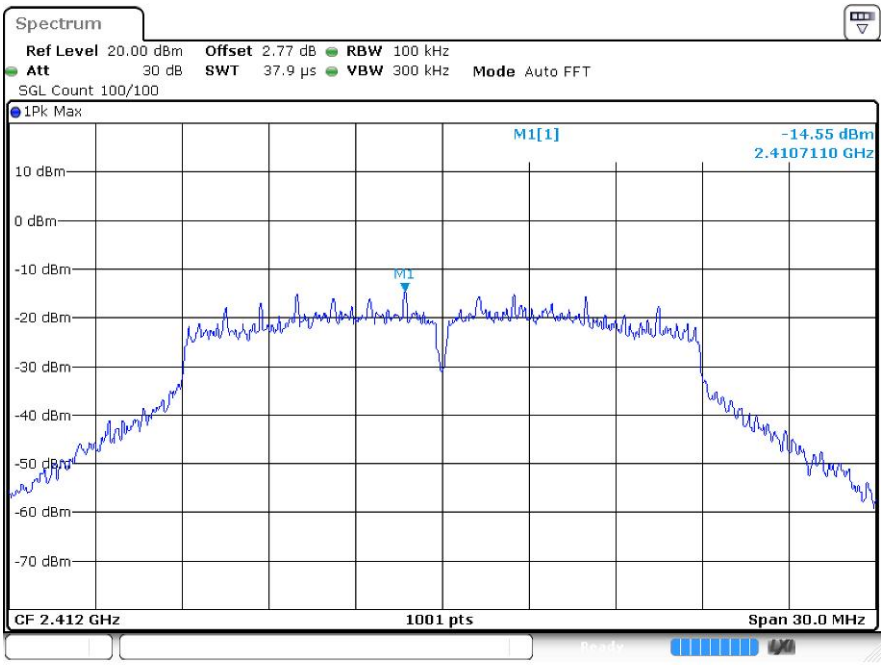

n20 2412MHz Ant1 Emission

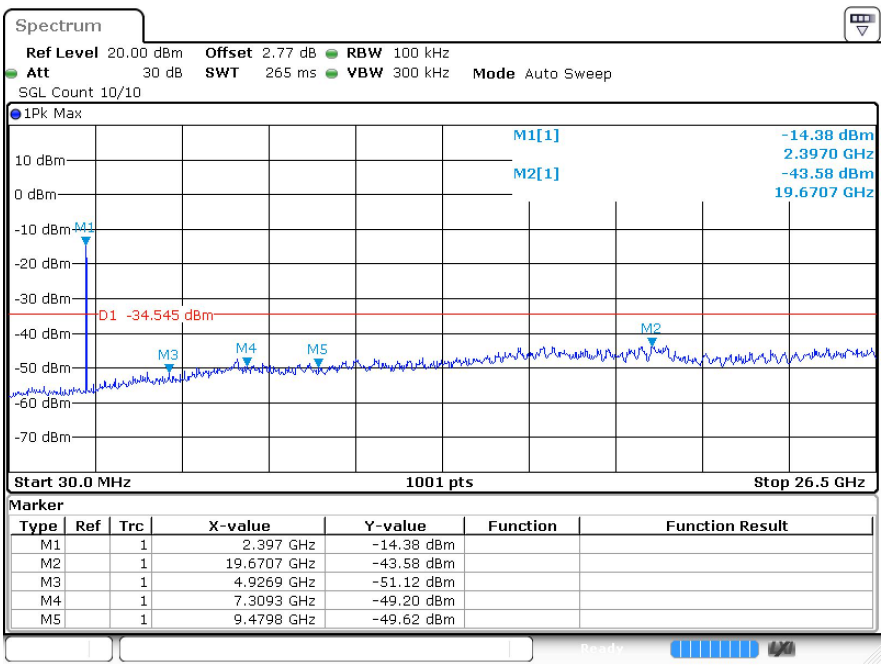

Marker

Type	Ref	Trc	X-value	Y-value	Function	Function Result
M1		1	2.397 GHz	-14.38 dBm		
M2		1	19.6707 GHz	-43.58 dBm		
M3		1	4.9269 GHz	-51.12 dBm		
M4		1	7.3093 GHz	-49.20 dBm		
M5		1	9.4798 GHz	-49.62 dBm		

n20 2437MHz Ant1 Ref

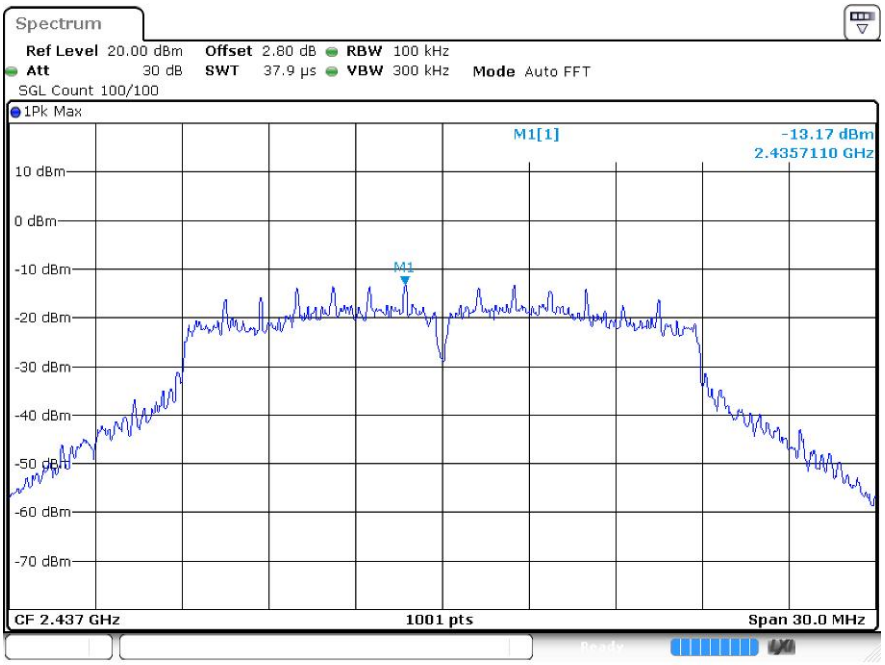

n20 2437MHz Ant1 Emission

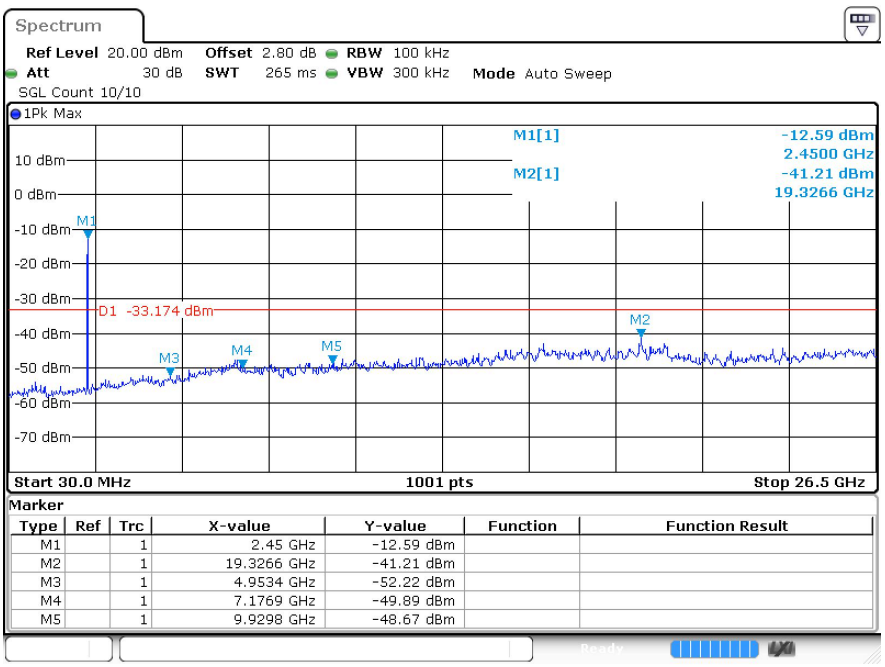

Marker

Type	Ref	Trc	X-value	Y-value	Function	Function Result
M1		1	2.45 GHz	-12.59 dBm		
M2		1	19.3266 GHz	-41.21 dBm		
M3		1	4.9534 GHz	-52.22 dBm		
M4		1	7.1769 GHz	-49.89 dBm		
M5		1	9.9298 GHz	-48.67 dBm		

n20 2462MHz Ant1 Ref

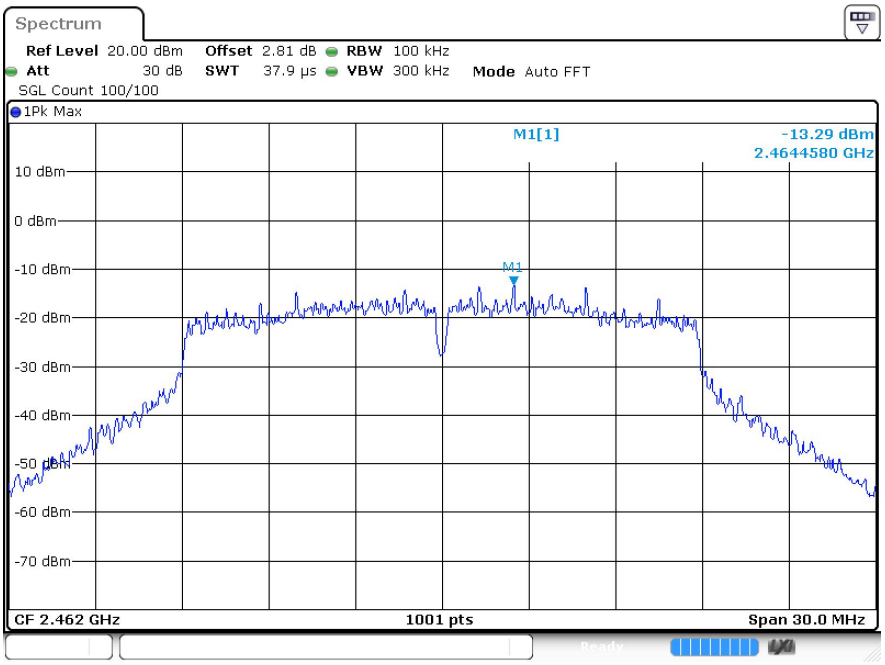

n20 2462MHz Ant1 Emission

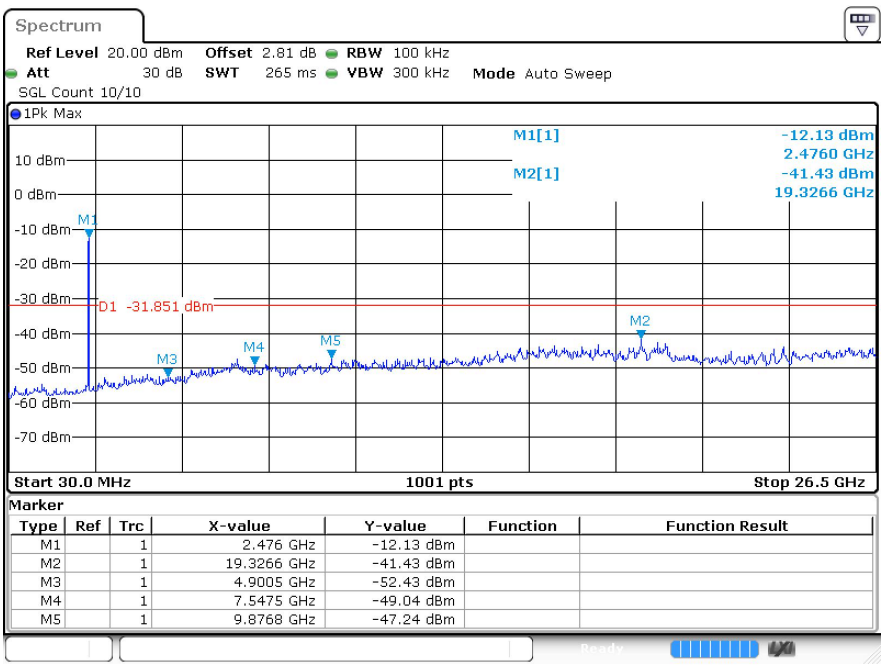

Marker

Type	Ref	Trc	X-value	Y-value	Function	Function Result
M1		1	2.476 GHz	-12.13 dBm		
M2		1	19.3266 GHz	-41.43 dBm		
M3		1	4.9005 GHz	-52.43 dBm		
M4		1	7.5475 GHz	-49.04 dBm		
M5		1	9.8768 GHz	-47.24 dBm		

7 Restrict Band

7.1 Test Result

Mode	Frequency (MHz)	Antenna	Spur Freq (MHz)	Power (dBm)	Gain (dBi)	E (dBuV/m)	Detector	Limit (dBuV/m)	Verdict
b	2412	Ant1	2310	-47.96	2.07	49.37	Peak	74	Pass
b	2412	Ant1	2310	-56.22	2.07	41.11	Average	54	Pass
b	2412	Ant1	2342.292	-43.65	2.07	53.68	Peak	74	Pass
b	2412	Ant1	2336.676	-53.96	2.07	43.37	Average	54	Pass
b	2412	Ant1	2390	-46.24	2.07	51.09	Peak	74	Pass
b	2412	Ant1	2390	-56.39	2.07	40.94	Average	54	Pass
b	2462	Ant1	2483.5	-46.98	2.07	50.35	Peak	74	50.53
b	2462	Ant1	2483.5	-56.12	2.07	41.21	Average	54	Pass
b	2462	Ant1	2495.654	-45.05	2.07	52.28	Peak	74	Pass
b	2462	Ant1	2487.28	-56.06	2.07	41.27	Average	54	Pass
b	2462	Ant1	2500	-46.11	2.07	51.22	Peak	74	Pass
b	2462	Ant1	2500	-56.21	2.07	41.12	Average	54	Pass
g	2412	Ant1	2310	-47.87	2.07	49.46	Peak	74	Pass
g	2412	Ant1	2310	-54.3	2.07	43.03	Average	54	Pass
g	2412	Ant1	2321.349	-43	2.07	54.33	Peak	74	Pass
g	2412	Ant1	2337.963	-52.45	2.07	44.88	Average	54	Pass
g	2412	Ant1	2390	-47.11	2.07	51.09	Peak	74	Pass
g	2412	Ant1	2390	-55.2	2.07	42.13	Average	54	Pass
g	2462	Ant1	2483.5	-46.45	2.07	50.88	Peak	74	Pass
g	2462	Ant1	2483.5	-54.76	2.07	42.57	Average	54	Pass
g	2462	Ant1	2495.654	-43.77	2.07	53.56	Peak	74	Pass
g	2462	Ant1	2496.767	-54	2.07	43.33	Average	54	Pass
g	2462	Ant1	2500	-46.21	2.07	51.22	Peak	74	Pass
g	2462	Ant1	2500	-54.48	2.07	42.85	Average	54	Pass
n20	2412	Ant1	2310	-47.85	2.07	49.48	Peak	74	Pass
n20	2412	Ant1	2310	-55.06	2.07	42.27	Average	54	Pass
n20	2412	Ant1	2342.175	-43.14	2.07	54.19	Peak	74	Pass
n20	2412	Ant1	2336.91	-52.57	2.07	44.76	Average	54	Pass
n20	2412	Ant1	2390	-48.32	2.07	49.01	Peak	74	Pass
n20	2412	Ant1	2390	-55.05	2.07	42.28	Average	54	Pass
n20	2462	Ant1	2483.5	-44.26	2.07	53.07	Peak	74	Pass
n20	2462	Ant1	2483.5	-54.55	2.07	42.78	Average	54	Pass
n20	2462	Ant1	2483.517	-44.26	2.07	53.07	Peak	74	Pass
n20	2462	Ant1	2488.87	-54.18	2.07	43.15	Average	54	Pass

n20	2462	Ant1	2500	-46.97	2.07	50.36	Peak	74	Pass
n20	2462	Ant1	2500	-55.06	2.07	42.27	Average	54	Pass

7.2 Test Graphs

Test Graphs

b 2412MHz Ant1 Peak

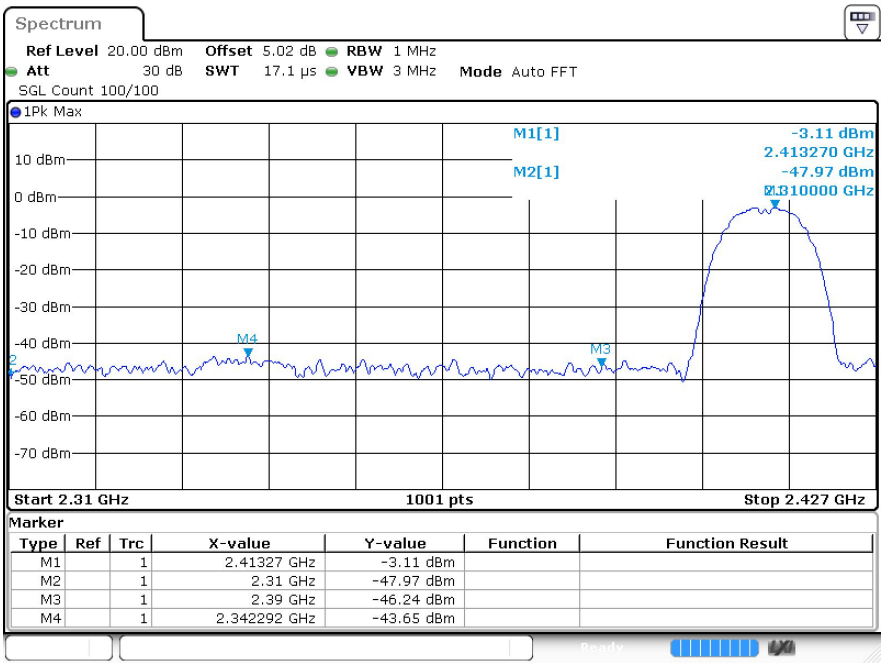

b 2412MHz Ant1 Average

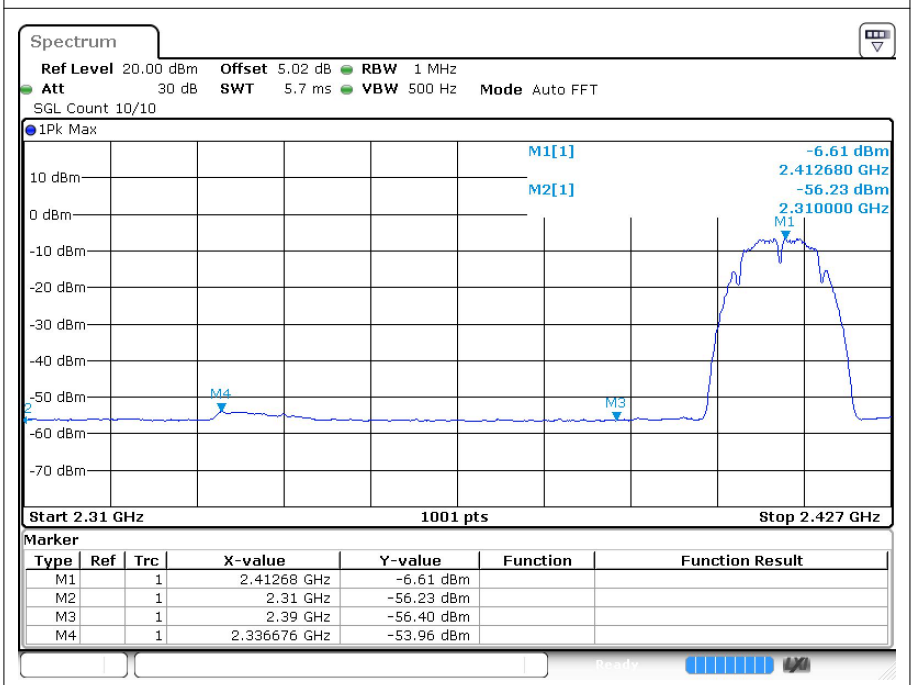

b 2462MHz Ant1 Peak

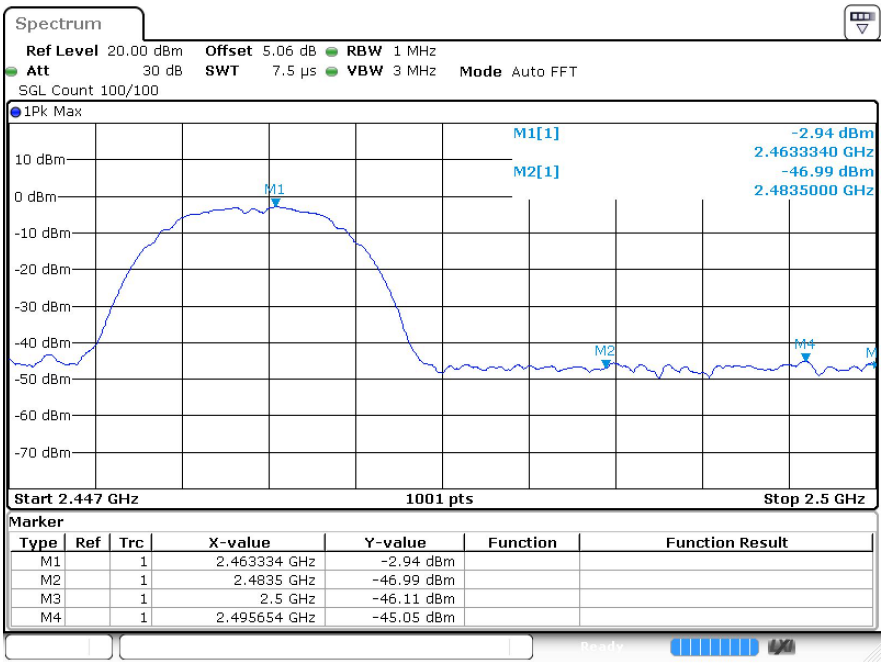

Marker

Type	Ref	Trc	X-value	Y-value	Function	Function Result
M1		1	2.463334 GHz	-2.94 dBm		
M2		1	2.4835 GHz	-46.99 dBm		
M3		1	2.5 GHz	-46.11 dBm		
M4		1	2.495654 GHz	-45.05 dBm		

b 2462MHz Ant1 Average

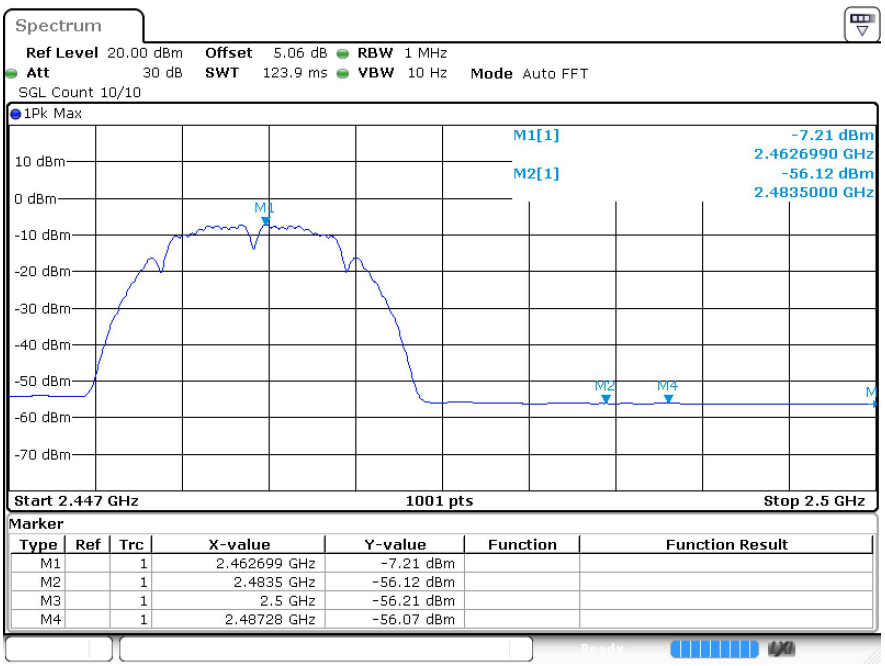

Marker

Type	Ref	Trc	X-value	Y-value	Function	Function Result
M1		1	2.462699 GHz	-7.21 dBm		
M2		1	2.4835 GHz	-56.12 dBm		
M3		1	2.5 GHz	-56.21 dBm		
M4		1	2.48728 GHz	-56.07 dBm		

g 2412MHz Ant1 Peak

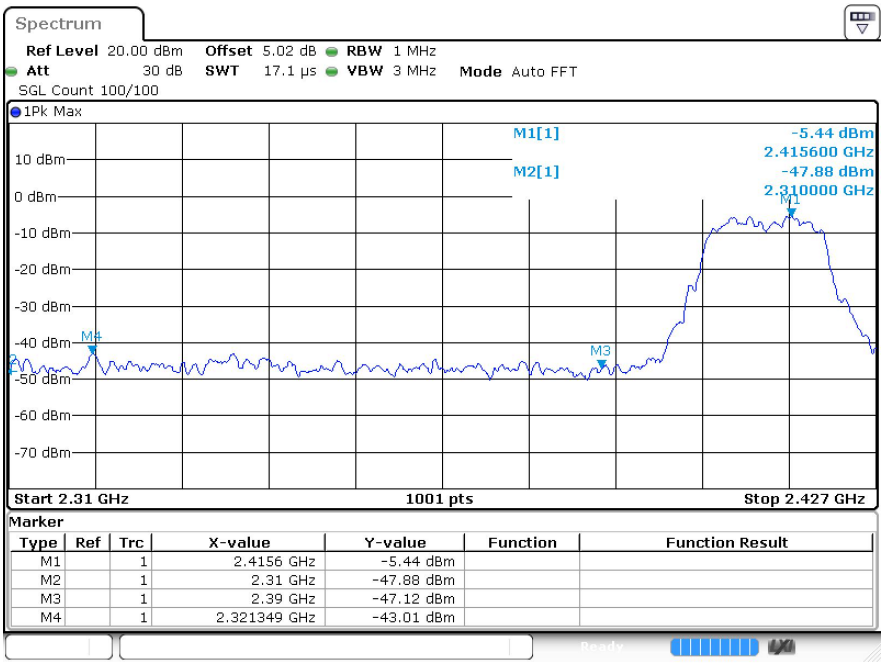

g 2412MHz Ant1 Average

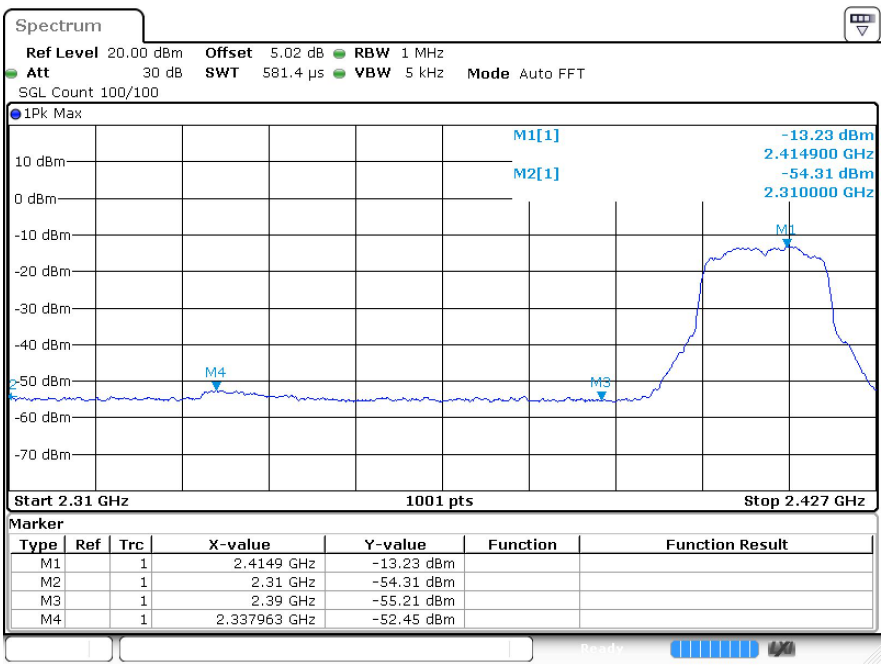

g 2462MHz Ant1 Peak

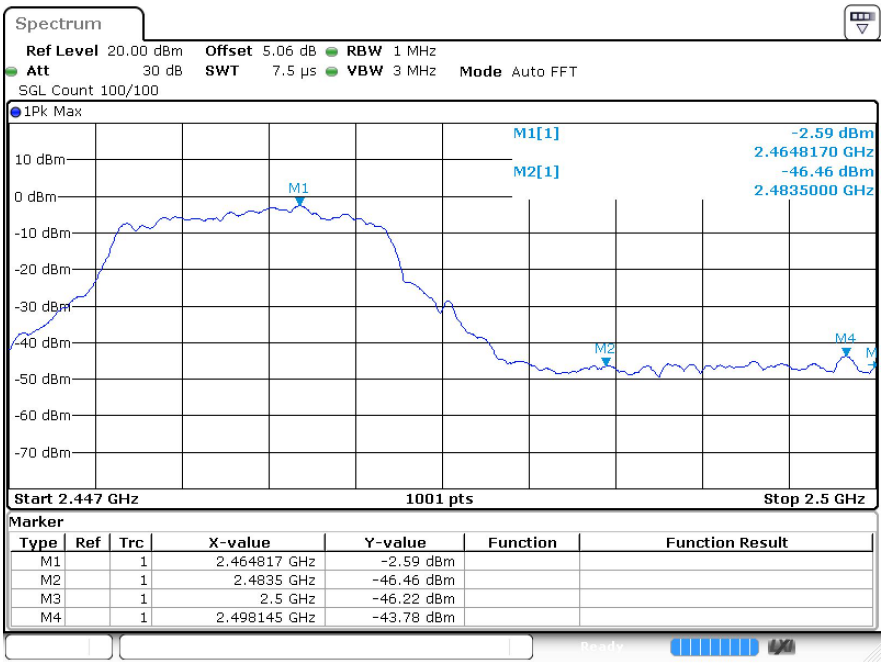

g 2462MHz Ant1 Average

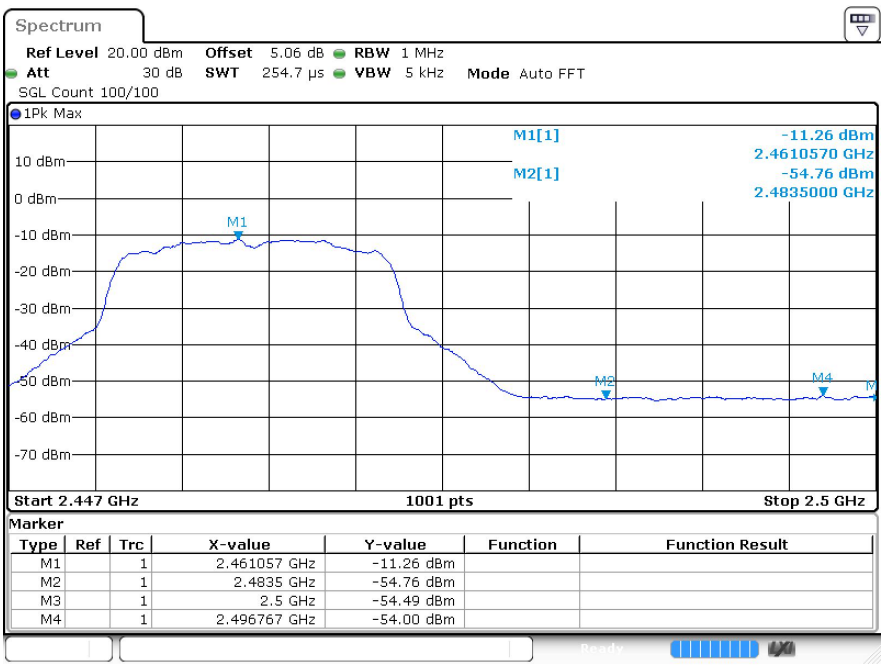

n20 2412MHz Ant1 Peak

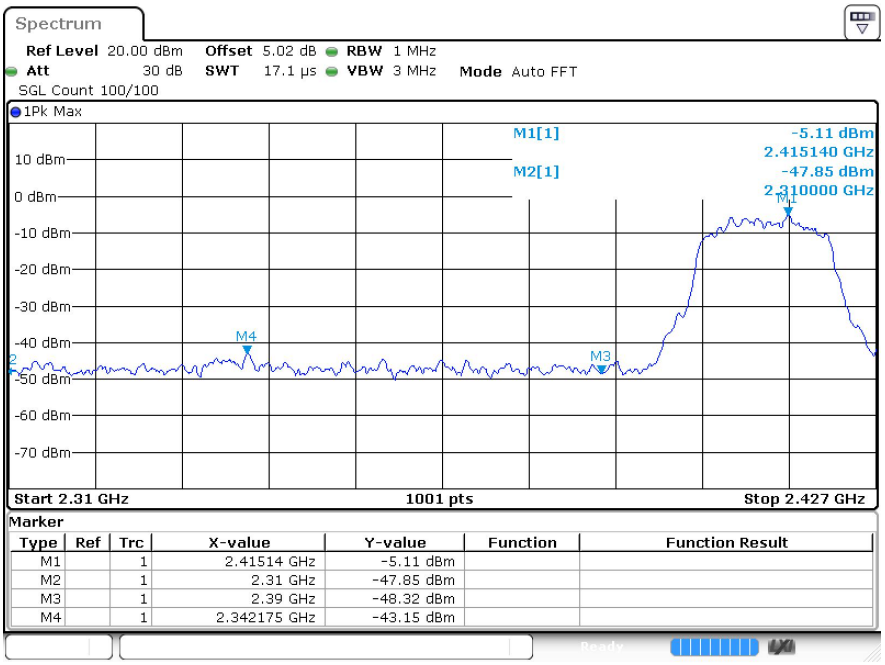

n20 2412MHz Ant1 Average

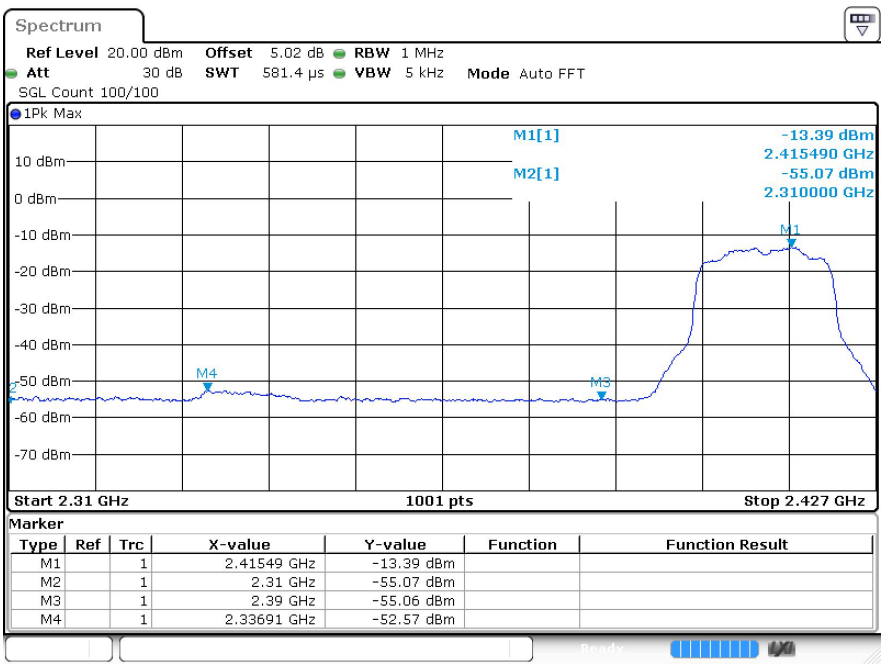

n20 2462MHz Ant1 Peak

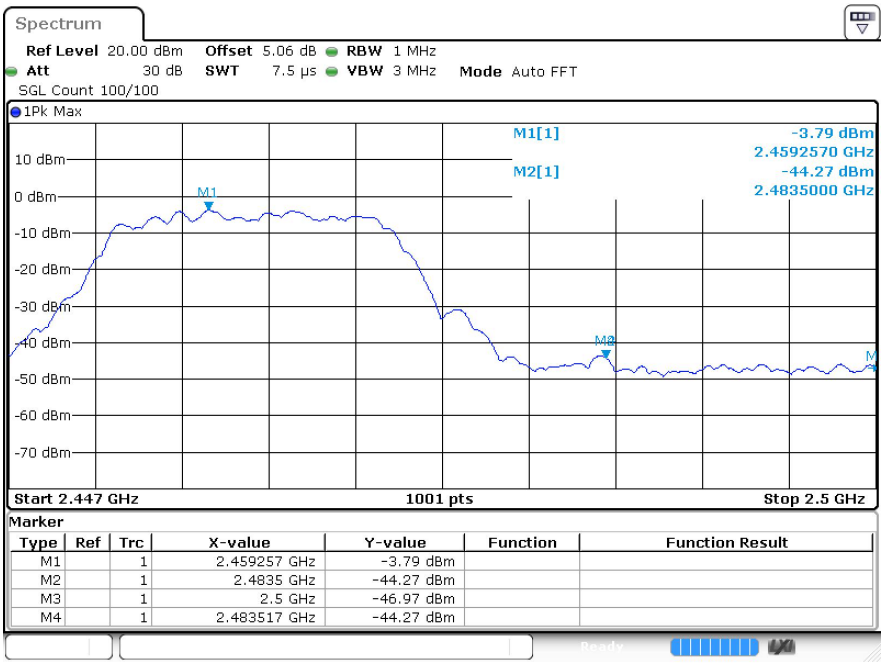

Marker

Type	Ref	Trc	X-value	Y-value	Function	Function Result
M1		1	2.459257 GHz	-3.79 dBm		
M2		1	2.4835 GHz	-44.27 dBm		
M3		1	2.5 GHz	-46.97 dBm		
M4		1	2.483517 GHz	-44.27 dBm		

n20 2462MHz Ant1 Average

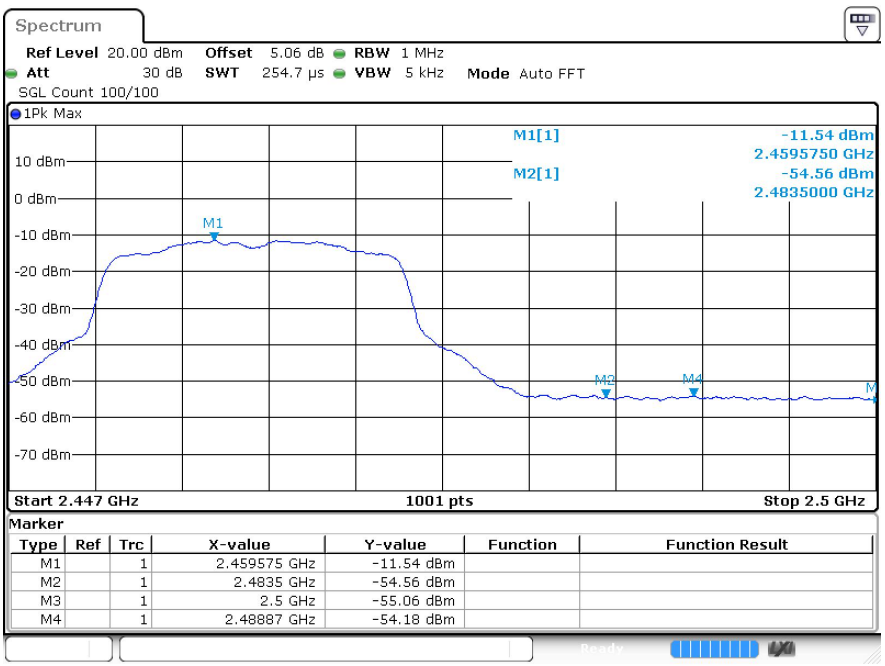

Marker

Type	Ref	Trc	X-value	Y-value	Function	Function Result
M1		1	2.459575 GHz	-11.54 dBm		
M2		1	2.4835 GHz	-54.56 dBm		
M3		1	2.5 GHz	-55.06 dBm		
M4		1	2.48887 GHz	-54.18 dBm		

---The End---