6. Spurious Emission

6.1 B2_1.4MHz

6.1.1 Test Result

Band: 2 / Bandwidth: 1.4MHz / NTNV						
Modulation	Frequency (MHz)	RB Allocation		Spurious Emission		Verdict
		Size	Offset	Result	Limit	
QPSK	1850.7	1	0	Refer To Test Graph		Pass
		6	0	Refer To Test Graph		Pass
	1880	1	0	Refer To Test Graph		Pass
	1909.3	1	0	Refer To Test Graph		Pass
			5	Refer To Test Graph		Pass
		6	0	Refer To Test Graph		Pass
16QAM	1850.7	1	0	Refer To Test Graph		Pass
		6	0	Refer To Test Graph		Pass
	1880	1	0	Refer To Test Graph		Pass
	1909.3	1	0	Refer To Test Graph		Pass
			5	Refer To Test Graph		Pass
		6	0	Refer To Test Graph		Pass

6.1.2 Test Graph

Band2_1.4MHz_QPSK_LCH_1850.7MHz_RB_1_0_NTNV

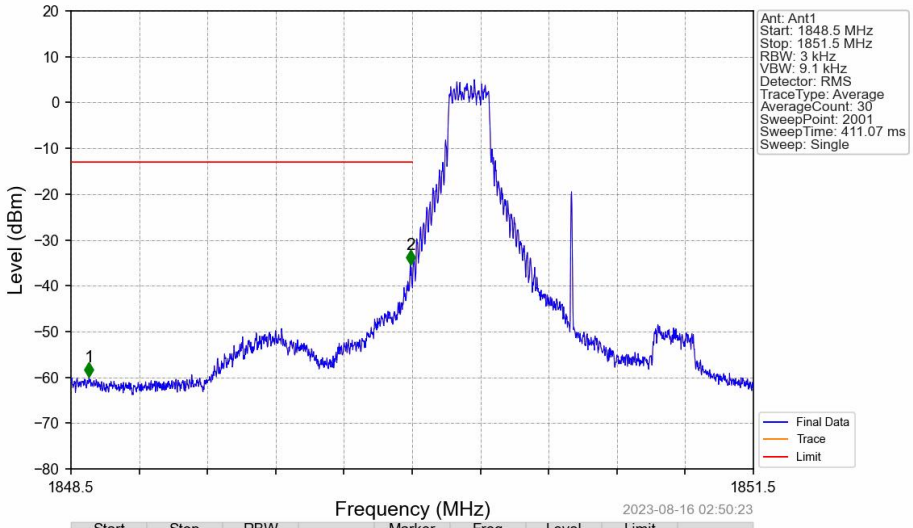

Start (MHz)	Stop (MHz)	RBW (MHz)	Method	Marker No.	Freq (MHz)	Level (dBm)	Limit (dBm)	Result
1848.5	1849	1	/	1	1848.580	-59.85	-13	Pass
1849	1850	0.003	/	2	1849.993	-35.34	-13	Pass
1850	1851.5	0.003	/	/	/	/	/	/

Band2_1.4MHz_QPSK_LCH_1850.7MHz_RB_1_0_NTNV

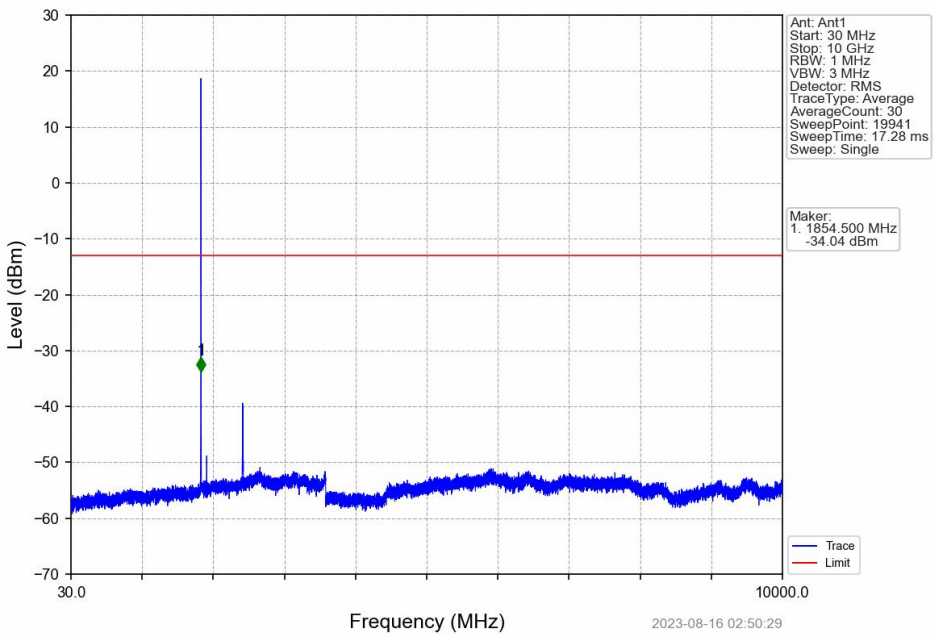

Band2_1.4MHz_QPSK_LCH_1850.7MHz_RB_1_0_NTNV

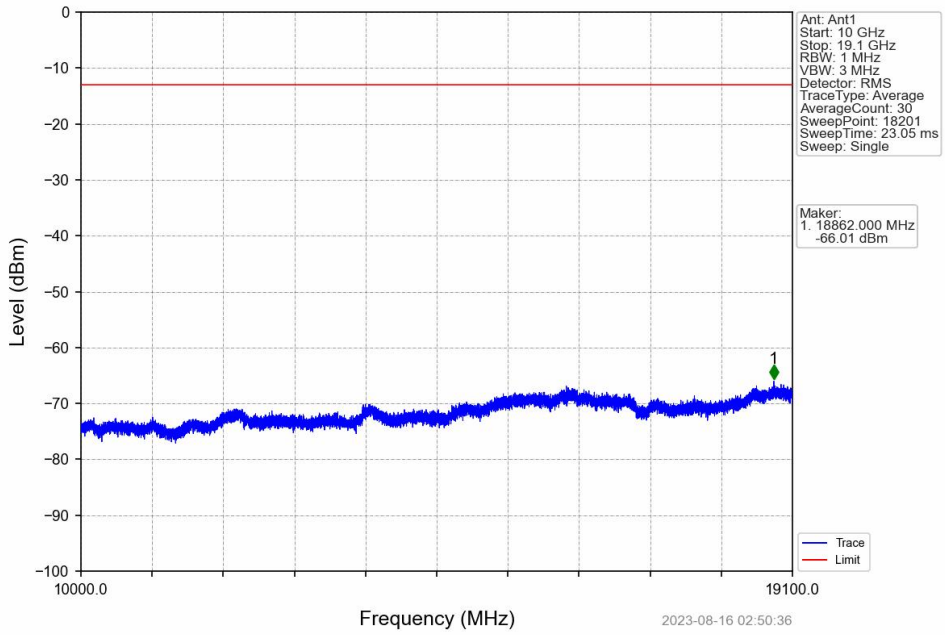

Band2_1.4MHz_QPSK_LCH_1850.7MHz_RB_6_0_NTNV

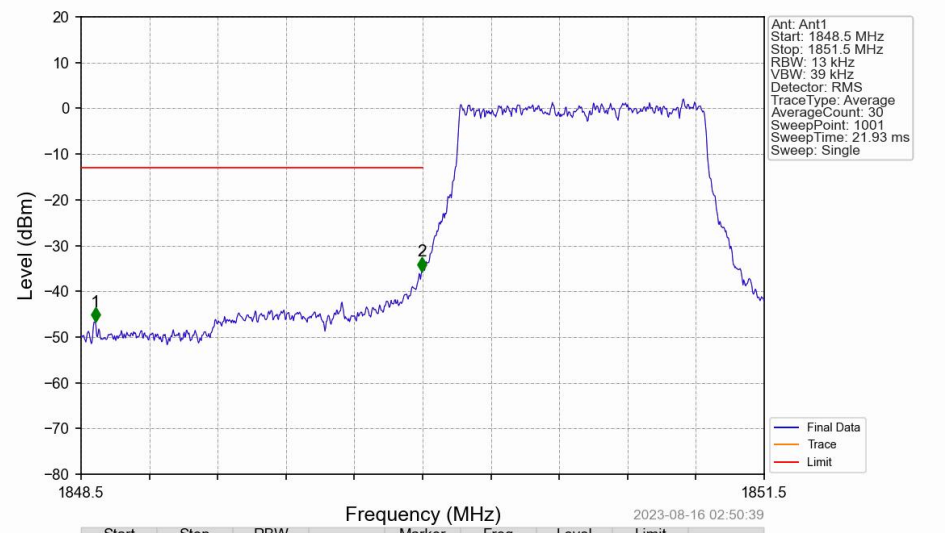

Start (MHz)	Stop (MHz)	RBW (MHz)	Method	Marker No.	Freq (MHz)	Level (dBm)	Limit (dBm)	Result
1848.5	1849	1	/	1	1848.563	-46.69	-13	Pass
1849	1850	0.013	/	2	1849.997	-35.64	-13	Pass
1850	1851.5	0.013	/	/	/	/	/	/

Band2_1.4MHz_QPSK_MCH_1880MHz_RB_1_0_NTNV

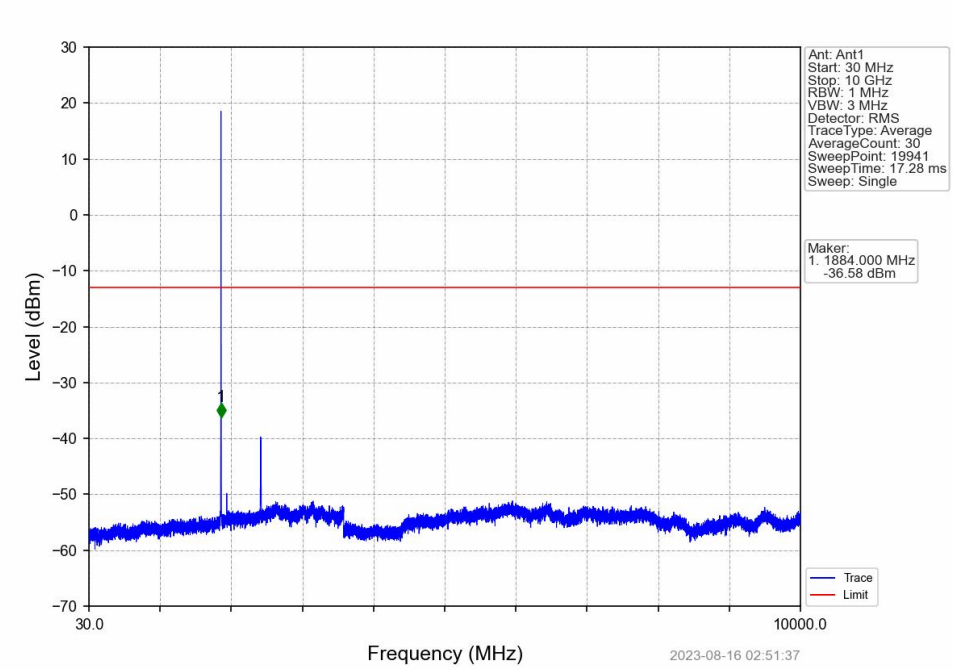

Band2_1.4MHz_QPSK_MCH_1880MHz_RB_1_0_NTNV

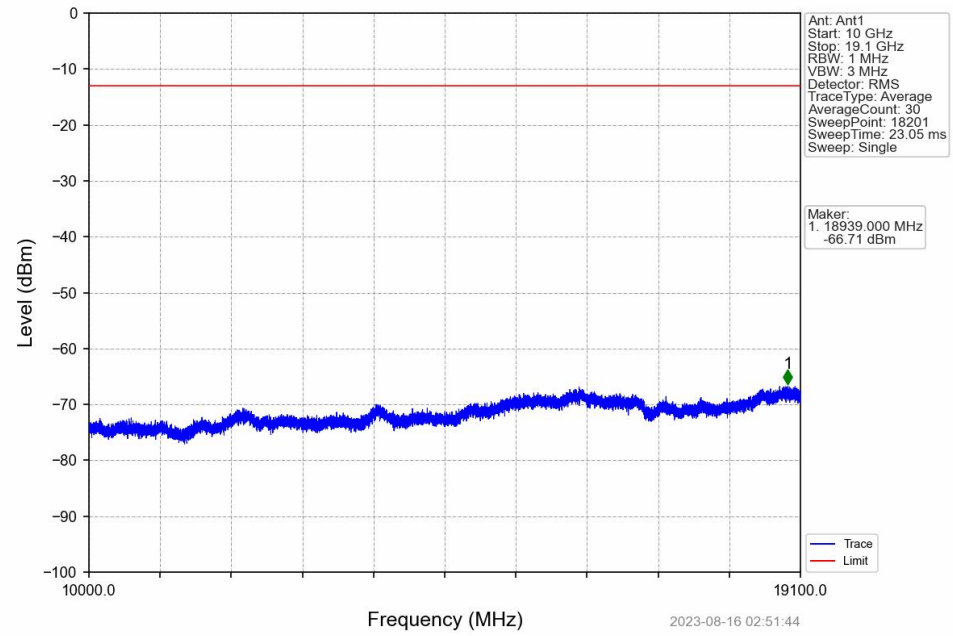

Band2_1.4MHz_QPSK_HCH_1909.3MHz_RB_1_0_NTNV

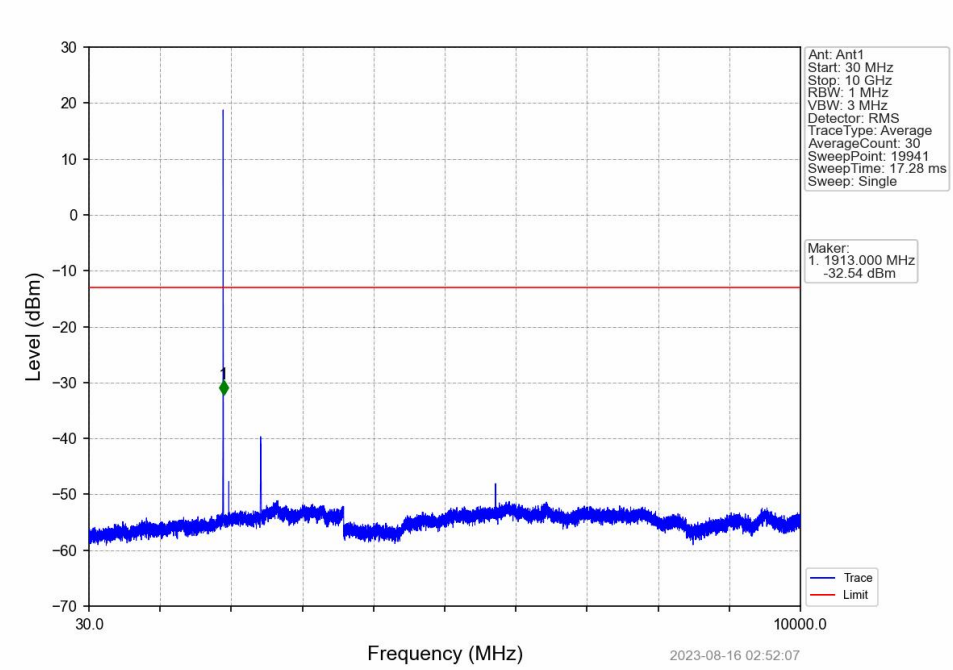

Band2_1.4MHz_QPSK_HCH_1909.3MHz_RB_1_0_NTNV

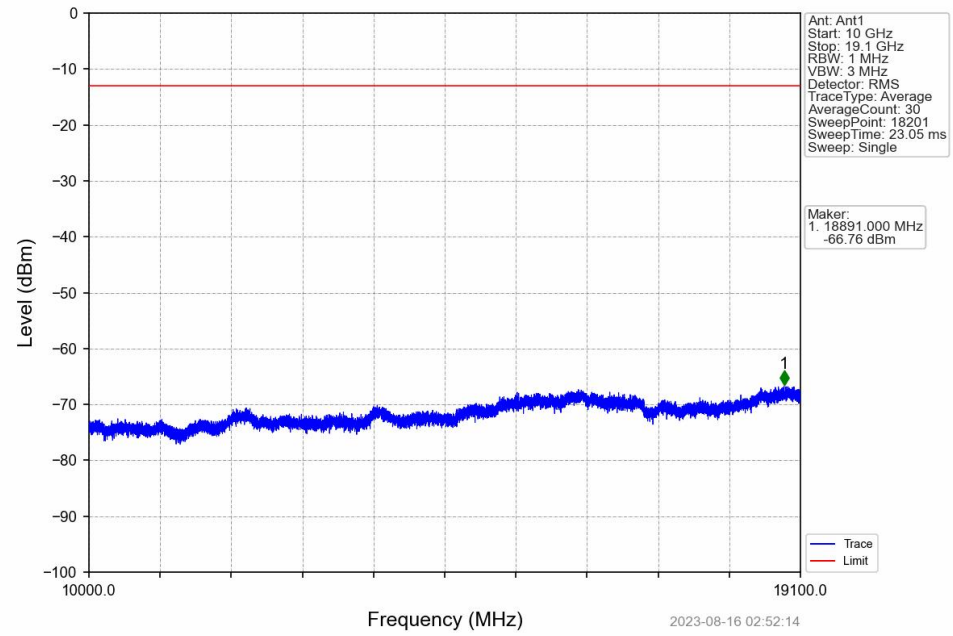

Band2_1.4MHz_QPSK_HCH_1909.3MHz_RB_1_5_NTNV

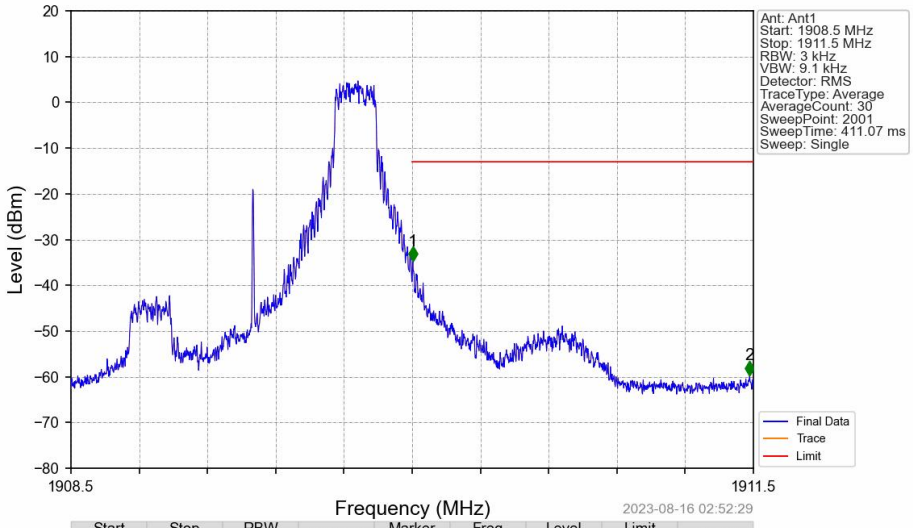

Start (MHz)	Stop (MHz)	RBW (MHz)	Method	Marker No.	Freq (MHz)	Level (dBm)	Limit (dBm)	Result
1908.5	1910	0.003	/	/	/	/	/	/
1910	1911	0.003	/	1	1910.003	-34.63	-13	Pass
1911	1911.5	1	/	2	1911.484	-59.64	-13	Pass

Band2_1.4MHz_QPSK_HCH_1909.3MHz_RB_6_0_NTNV

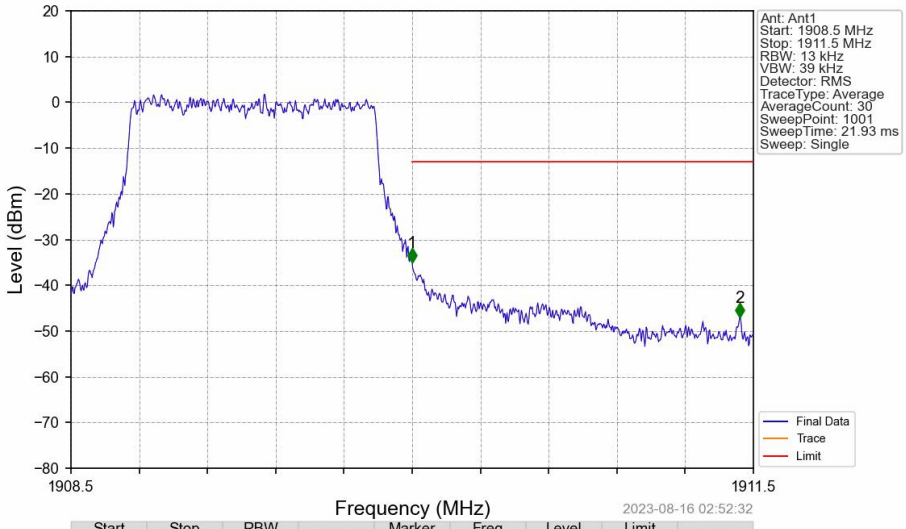

Start (MHz)	Stop (MHz)	RBW (MHz)	Method	Marker No.	Freq (MHz)	Level (dBm)	Limit (dBm)	Result
1908.5	1910	0.013	/	/	/	/	/	/
1910	1911	0.013	/	1	1910.000	-35.09	-13	Pass
1911	1911.5	1	/	2	1911.440	-47.06	-13	Pass

Band2_1.4MHz_16QAM_LCH_1850.7MHz_RB_1_0_NTNV

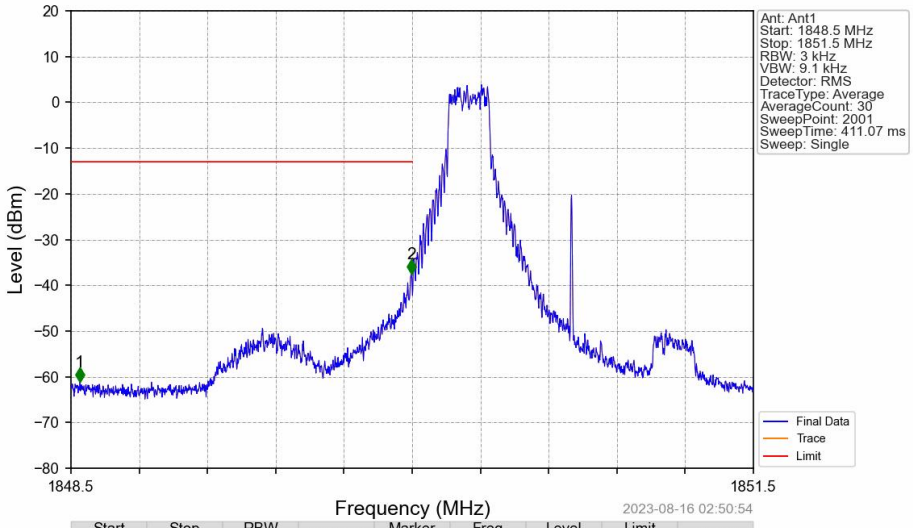

Start (MHz)	Stop (MHz)	RBW (MHz)	Method	Marker No.	Freq (MHz)	Level (dBm)	Limit (dBm)	Result
1848.5	1849	1	/	1	1848.539	-61.11	-13	Pass
1849	1850	0.003	/	2	1849.995	-37.57	-13	Pass
1850	1851.5	0.003	/	/	/	/	/	/

Band2_1.4MHz_16QAM_LCH_1850.7MHz_RB_1_0_NTNV

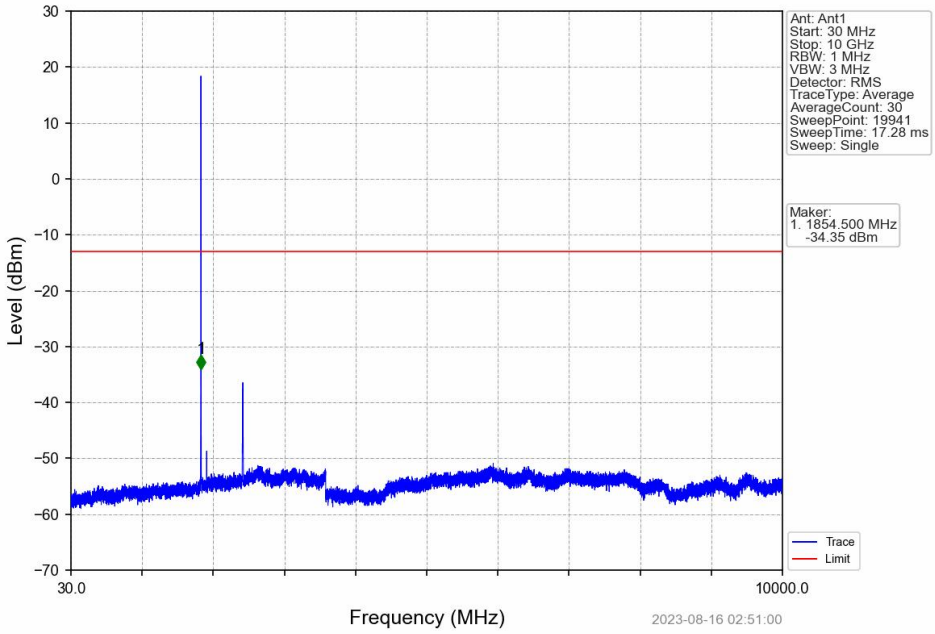

Band2_1.4MHz_16QAM_LCH_1850.7MHz_RB_1_0_NTNV

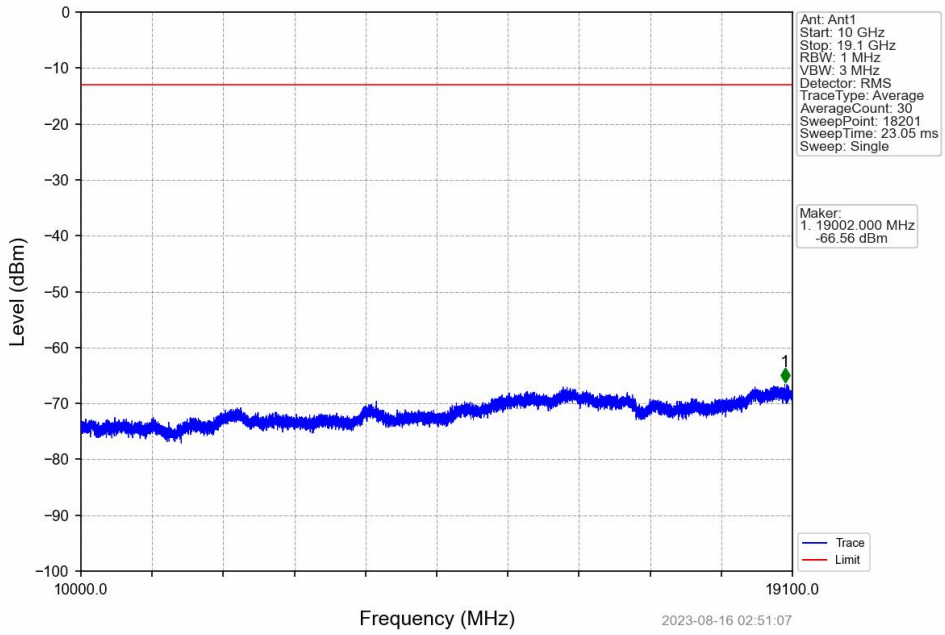

Band2_1.4MHz_16QAM_LCH_1850.7MHz_RB_6_0_NTNV

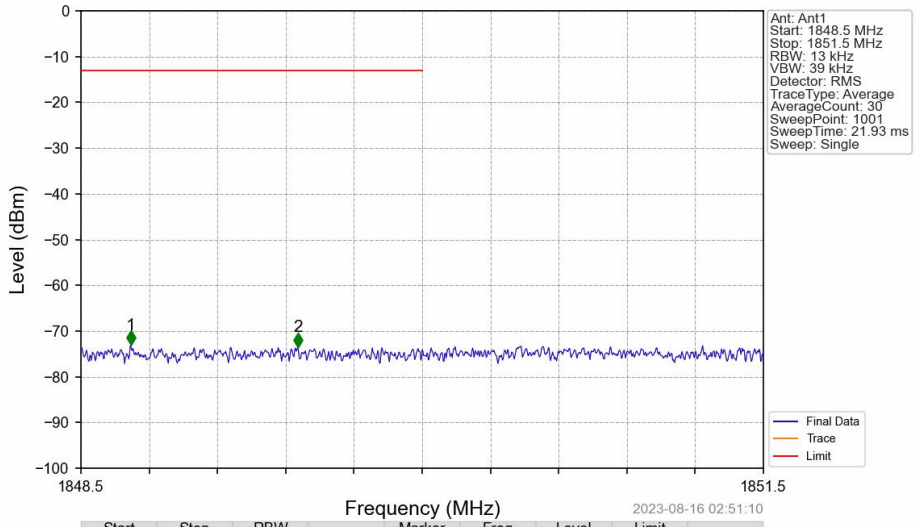

Start (MHz)	Stop (MHz)	RBW (MHz)	Method	Marker No.	Freq (MHz)	Level (dBm)	Limit (dBm)	Result
1848.5	1849	1	/	1	1848.719	-73.04	-13	Pass
1849	1850	0.013	/	2	1849.454	-73.47	-13	Pass
1850	1851.5	0.013	/	/	/	/	/	/

Band2_1.4MHz_16QAM_MCH_1880MHz_RB_1_0_NTNV

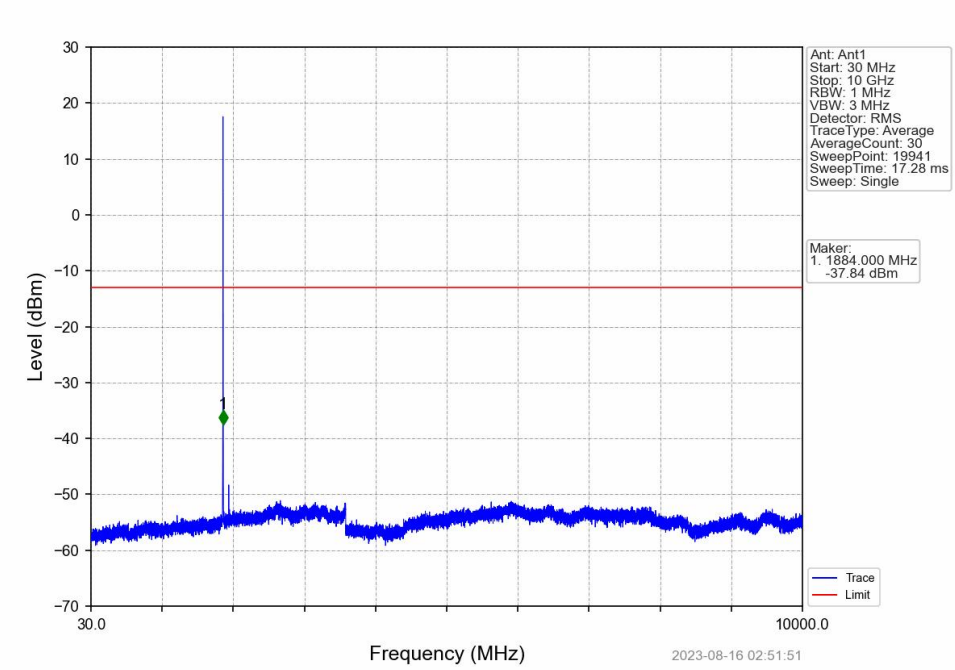

Band2_1.4MHz_16QAM_MCH_1880MHz_RB_1_0_NTNV

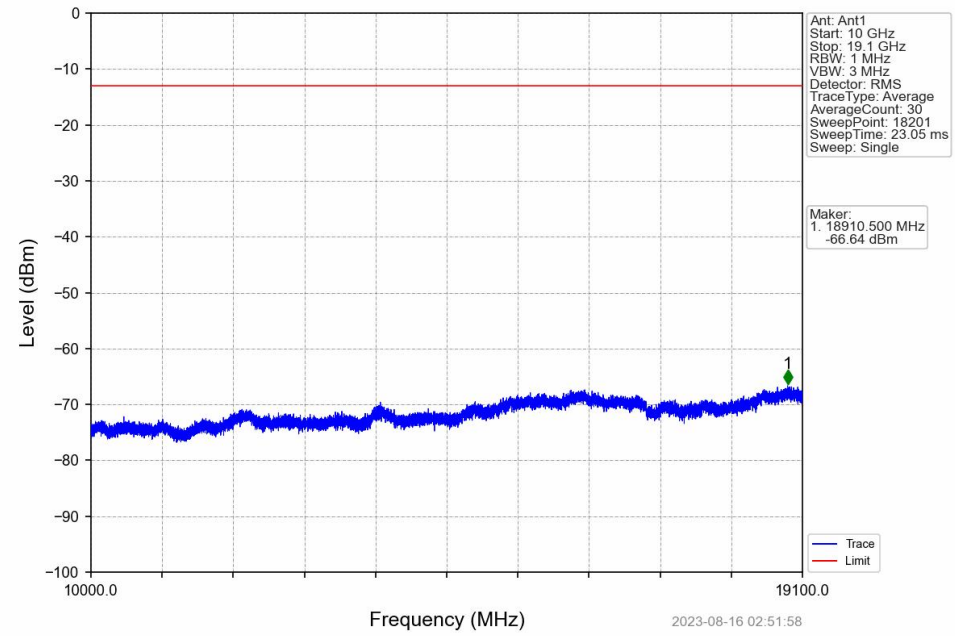

Band2_1.4MHz_16QAM_HCH_1909.3MHz_RB_1_0_NTNV

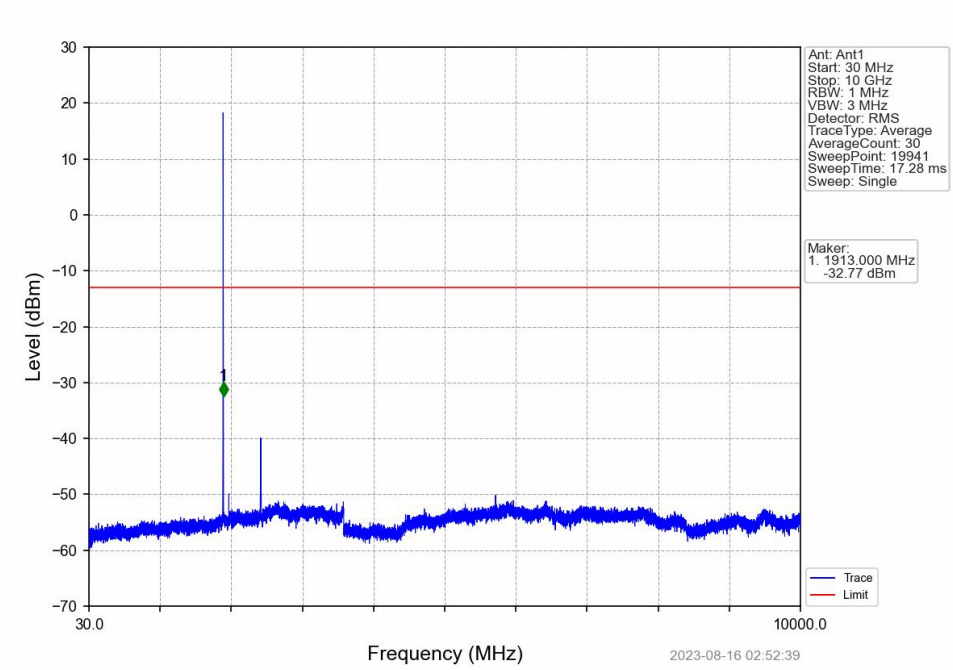

Band2_1.4MHz_16QAM_HCH_1909.3MHz_RB_1_0_NTNV

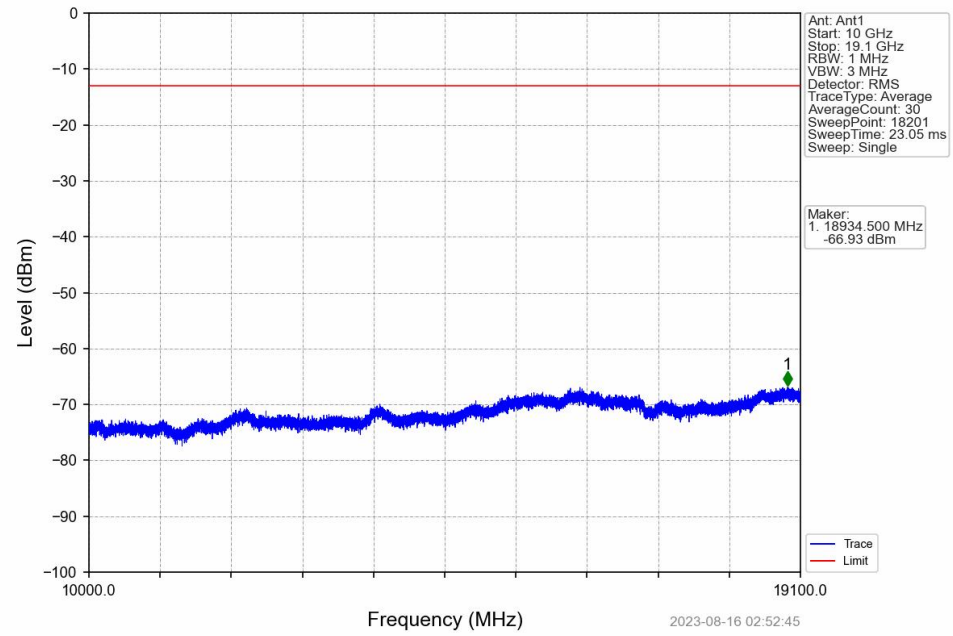

Band2_1.4MHz_16QAM_HCH_1909.3MHz_RB_1_5_NTNV

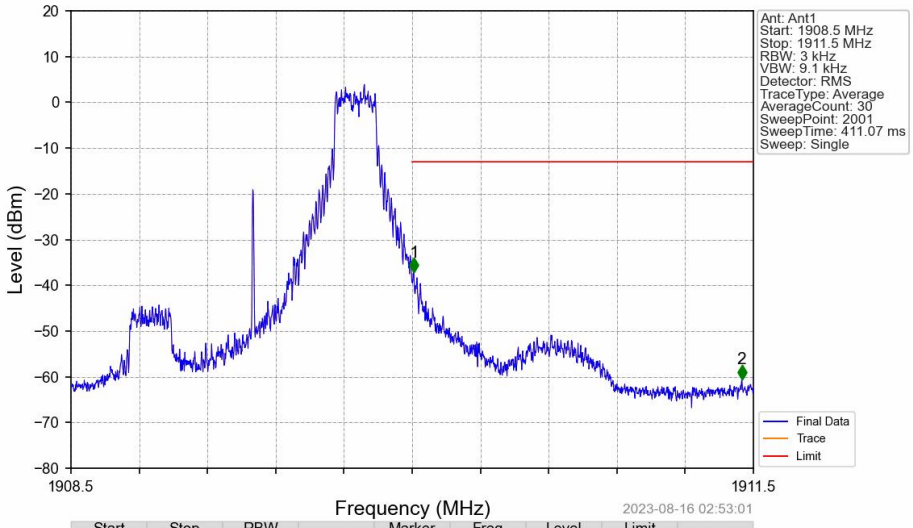

Start (MHz)	Stop (MHz)	RBW (MHz)	Method	Marker No.	Freq (MHz)	Level (dBm)	Limit (dBm)	Result
1908.5	1910	0.003	/	/	/	/	/	/
1910	1911	0.003	/	1	1910.007	-37.12	-13	Pass
1911	1911.5	1	/	2	1911.449	-60.53	-13	Pass

Band2_1.4MHz_16QAM_HCH_1909.3MHz_RB_6_0_NTNV

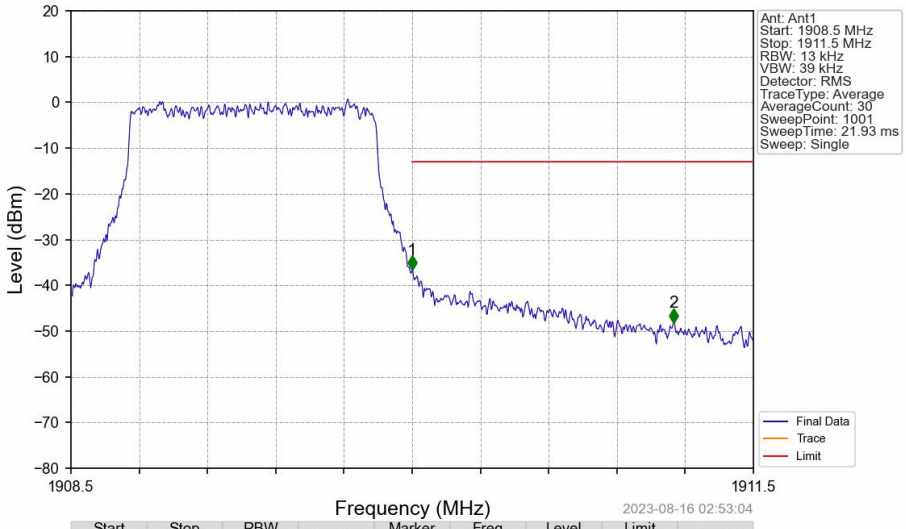

Start (MHz)	Stop (MHz)	RBW (MHz)	Method	Marker No.	Freq (MHz)	Level (dBm)	Limit (dBm)	Result
1908.5	1910	0.013	/	/	/	/	/	/
1910	1911	0.013	/	1	1910.000	-36.59	-13	Pass
1911	1911.5	1	/	2	1911.149	-48.17	-13	Pass

6.2 B2_3MHz

6.2.1 Test Result

Band: 2 / Bandwidth: 3MHz / NTNV						
Modulation	Frequency (MHz)	RB Allocation		Spurious Emission		Verdict
		Size	Offset	Result	Limit	
QPSK	1851.5	1	0	Refer To Test Graph		Pass
		15	0	Refer To Test Graph		Pass
	1880	1	0	Refer To Test Graph		Pass
	1908.5	1	0	Refer To Test Graph		Pass
			14	Refer To Test Graph		Pass
		15	0	Refer To Test Graph		Pass
16QAM	1851.5	1	0	Refer To Test Graph		Pass
		15	0	Refer To Test Graph		Pass
	1880	1	0	Refer To Test Graph		Pass
	1908.5	1	0	Refer To Test Graph		Pass
			14	Refer To Test Graph		Pass
		15	0	Refer To Test Graph		Pass

6.2.2 Test Graph

Band2_3MHz_QPSK_LCH_1851.5MHz_RB_1_0_NTNV

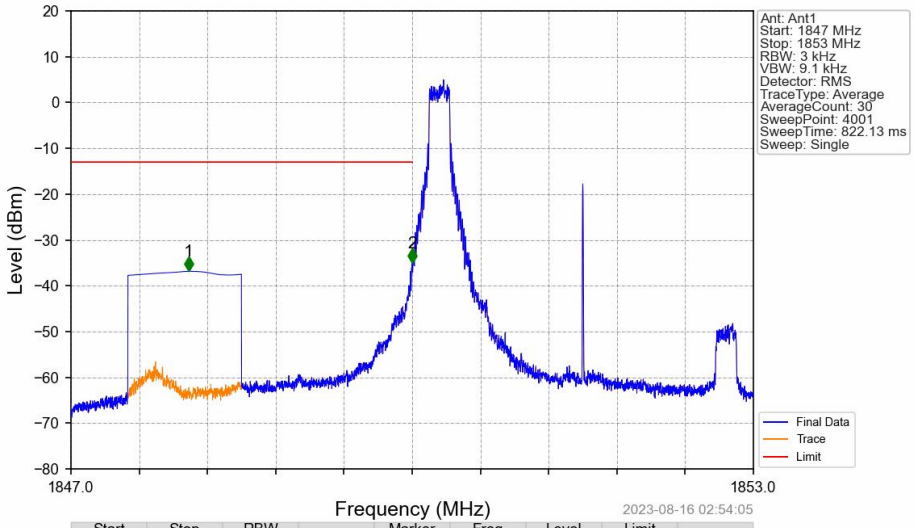

Start (MHz)	Stop (MHz)	RBW (MHz)	Method	Marker No.	Freq (MHz)	Level (dBm)	Limit (dBm)	Result
1847	1849	1	CHP	1	1848.034	-36.85	-13	Pass
1849	1850	0.003	/	2	1850.000	-35.00	-13	Pass
1850	1853	0.003	/	/	/	/	/	/

Band2_3MHz_QPSK_LCH_1851.5MHz_RB_1_0_NTNV

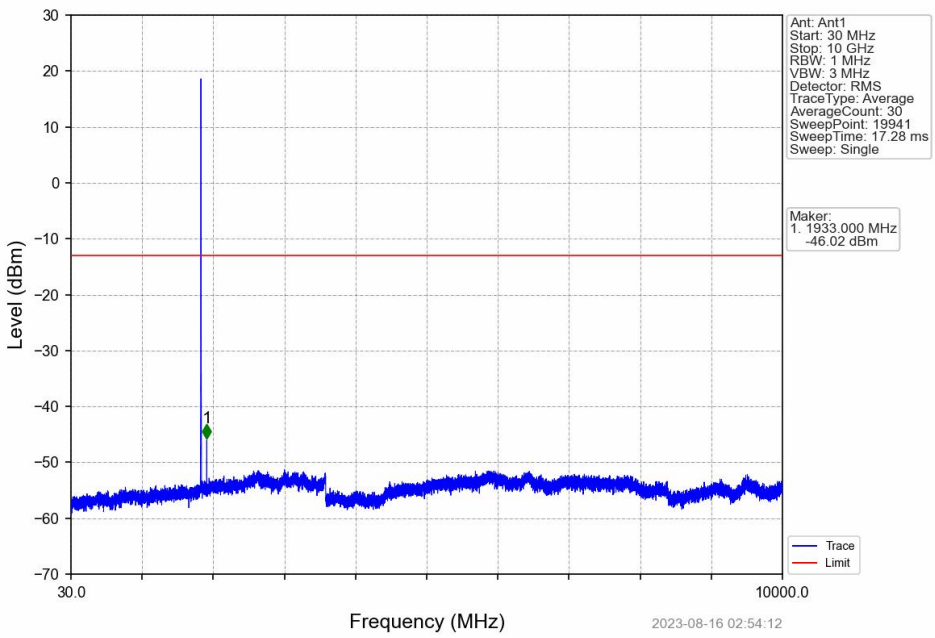

Band2_3MHz_QPSK_LCH_1851.5MHz_RB_1_0_NTNV

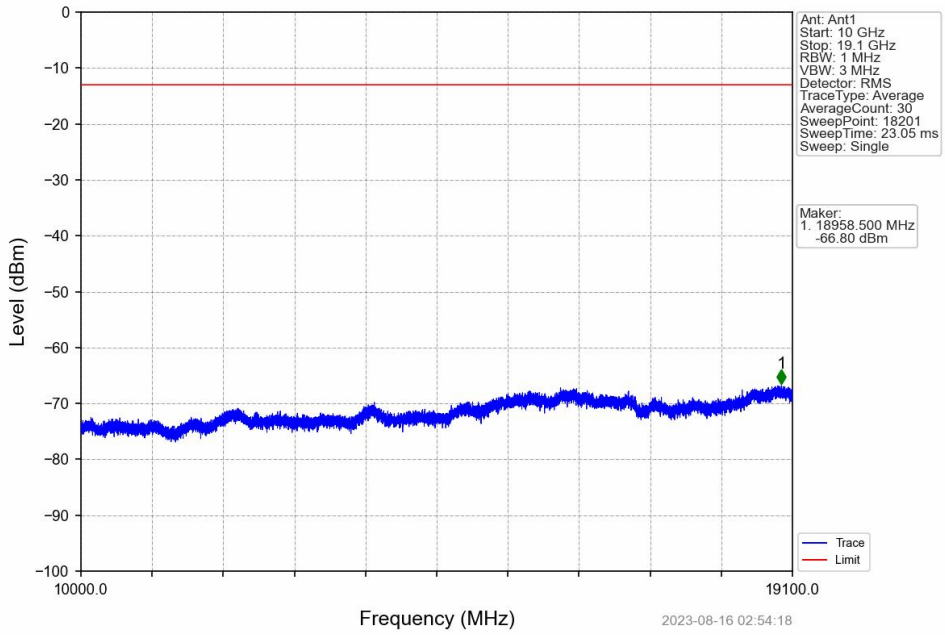

Band2_3MHz_QPSK_LCH_1851.5MHz_RB_15_0_NTNV

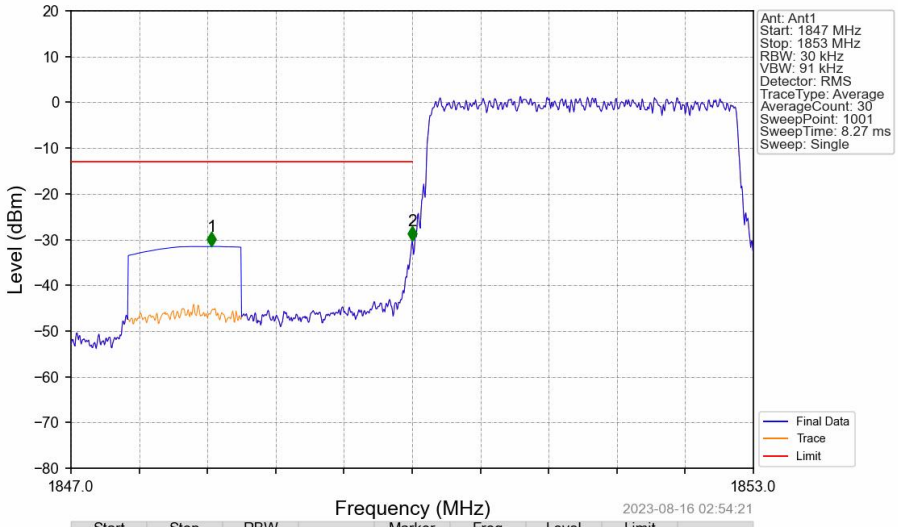

Start (MHz)	Stop (MHz)	RBW (MHz)	Method	Marker No.	Freq (MHz)	Level (dBm)	Limit (dBm)	Result
1847	1849	1	CHP	1	1848.236	-31.52	-13	Pass
1849	1850	0.03	/	2	1850.000	-30.23	-13	Pass
1850	1853	0.03	/	/	/	/	/	/

Band2_3MHz_QPSK_MCH_1880MHz_RB_1_0_NTNV

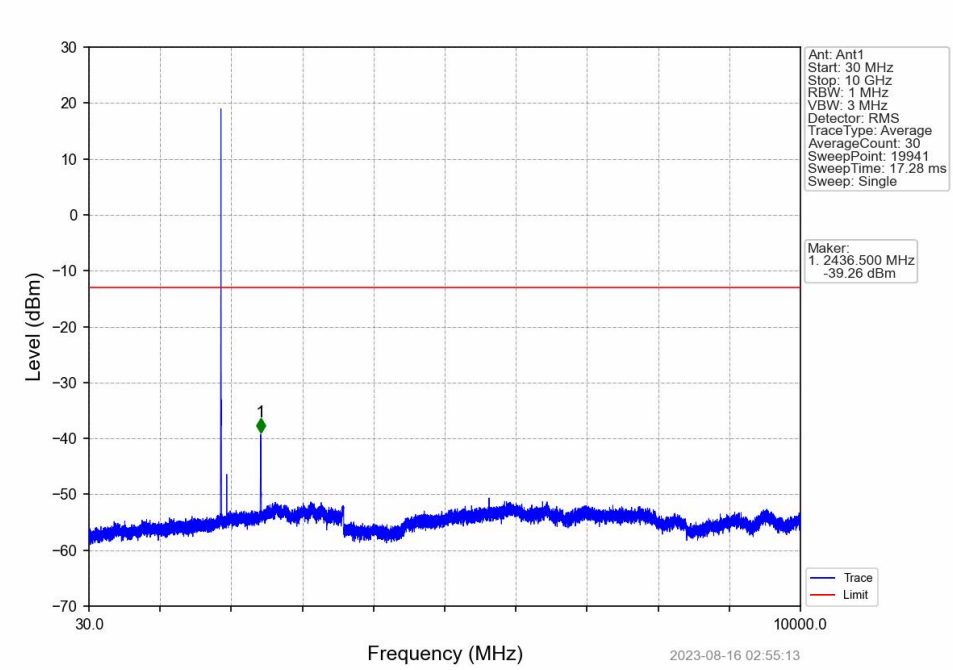

Band2_3MHz_QPSK_MCH_1880MHz_RB_1_0_NTNV

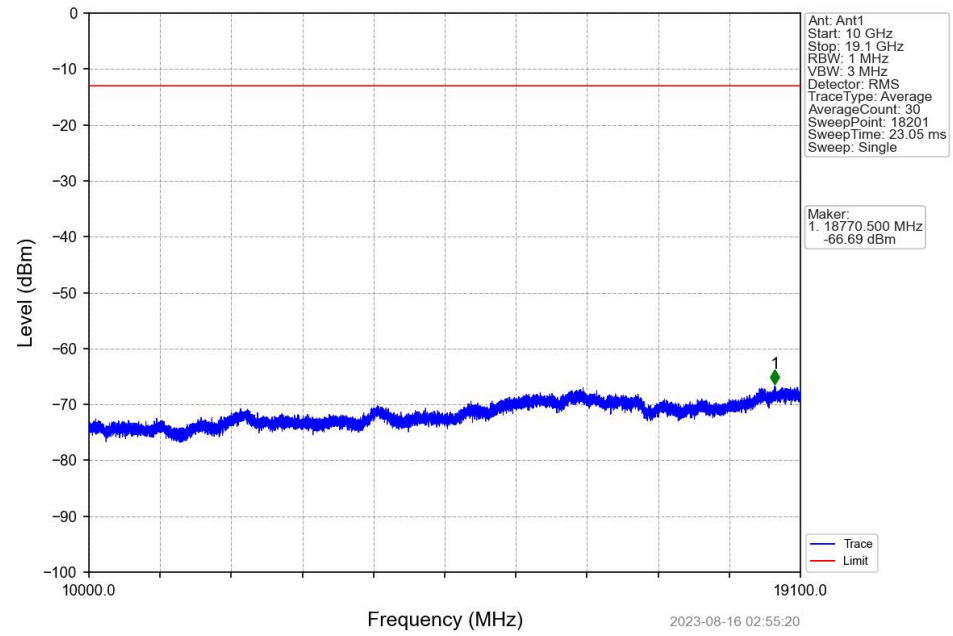

Band2_3MHz_QPSK_HCH_1908.5MHz_RB_1_0_NTNV

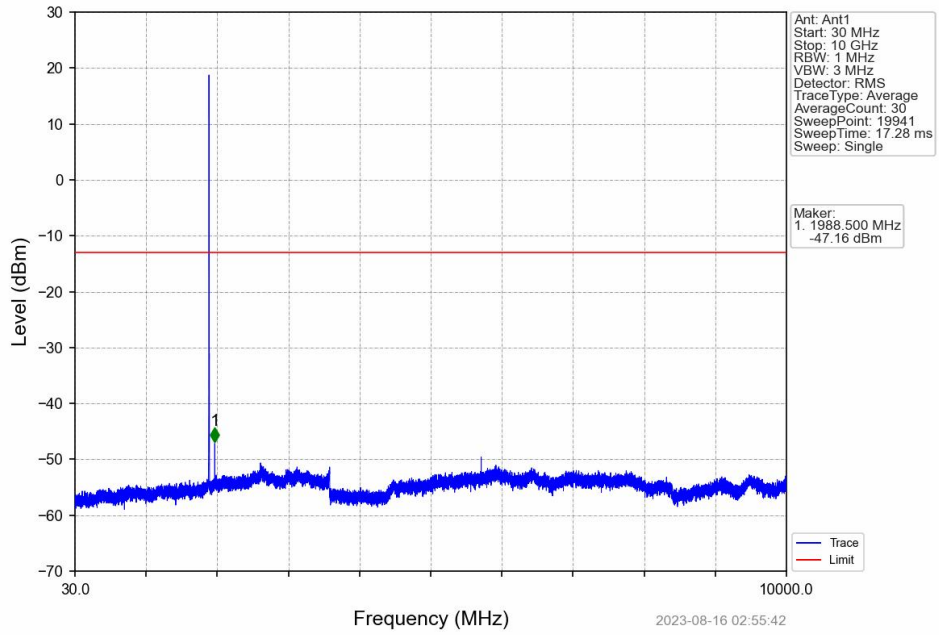

Band2_3MHz_QPSK_HCH_1908.5MHz_RB_1_0_NTNV

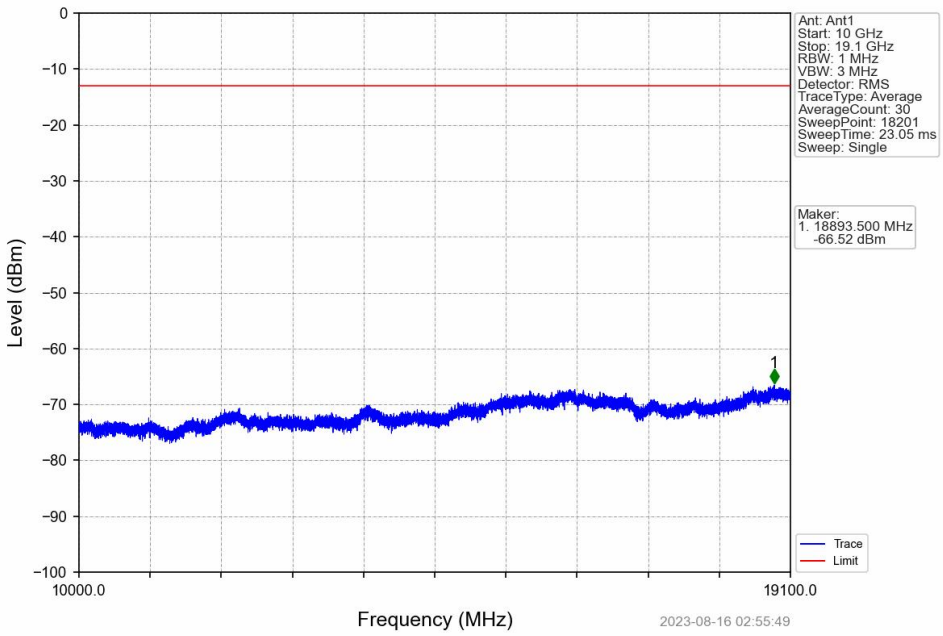

Band2_3MHz_QPSK_HCH_1908.5MHz_RB_1_14_NTNV

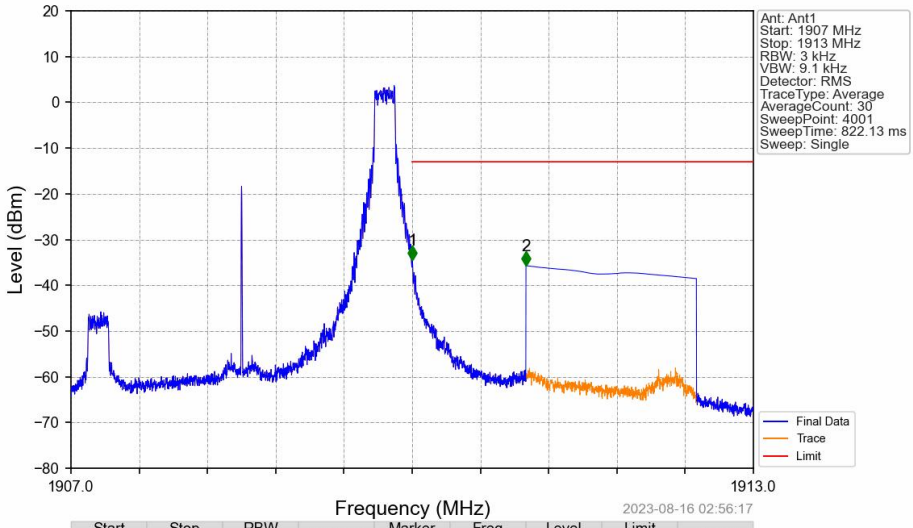

Start (MHz)	Stop (MHz)	RBW (MHz)	Method	Marker No.	Freq (MHz)	Level (dBm)	Limit (dBm)	Result
1907	1910	0.003	/	/	/	/	/	/
1910	1911	0.003	/	1	1910.002	-34.50	-13	Pass
1911	1913	1	CHP	2	1911.001	-35.70	-13	Pass

Band2_3MHz_QPSK_HCH_1908.5MHz_RB_15_0_NTNV

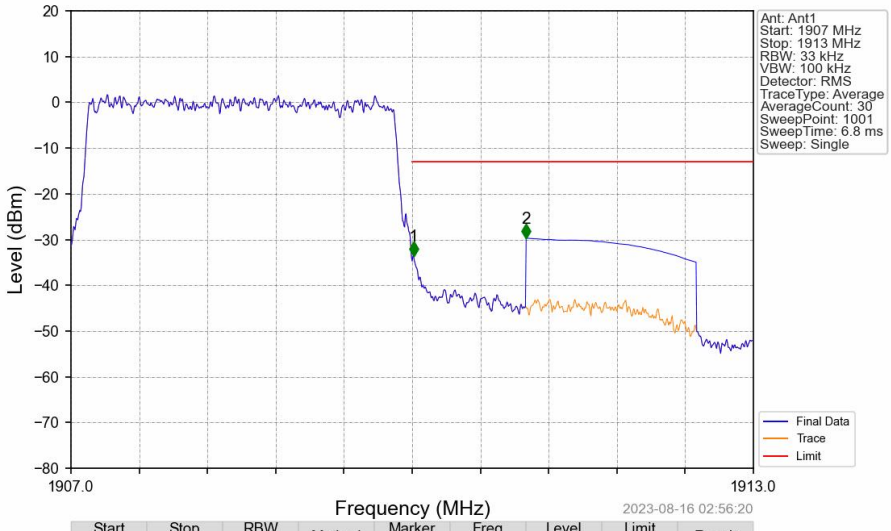

Start (MHz)	Stop (MHz)	RBW (MHz)	Method	Marker No.	Freq (MHz)	Level (dBm)	Limit (dBm)	Result
1907	1910	0.033	/	/	/	/	/	/
1910	1911	0.033	/	1	1910.012	-33.60	-13	Pass
1911	1913	1	CHP	2	1911.002	-29.69	-13	Pass

Band2_3MHz_16QAM_LCH_1851.5MHz_RB_1_0_NTNV

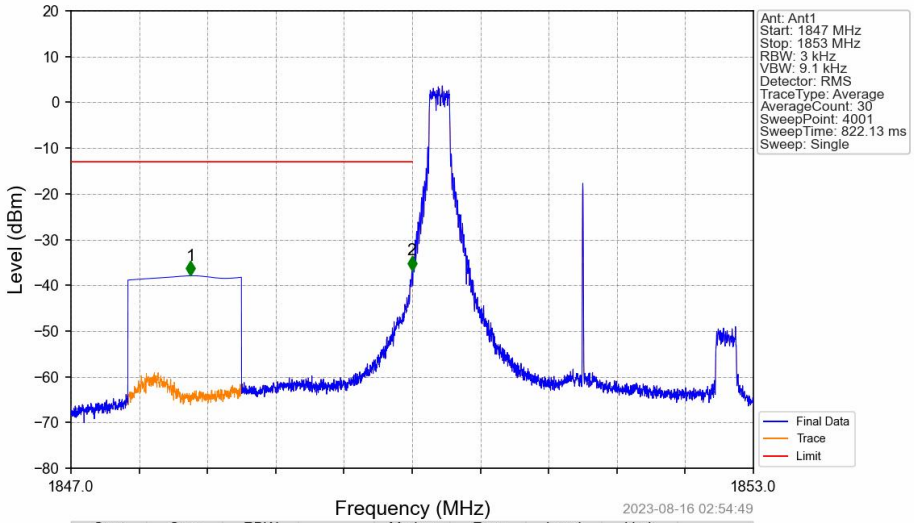

Start (MHz)	Stop (MHz)	RBW (MHz)	Method	Marker No.	Freq (MHz)	Level (dBm)	Limit (dBm)	Result
1847	1849	1	CHP	1	1848.053	-37.92	-13	Pass
1849	1850	0.003	/	2	1849.997	-36.73	-13	Pass
1850	1853	0.003	/	/	/	/	/	/

Band2_3MHz_16QAM_LCH_1851.5MHz_RB_1_0_NTNV

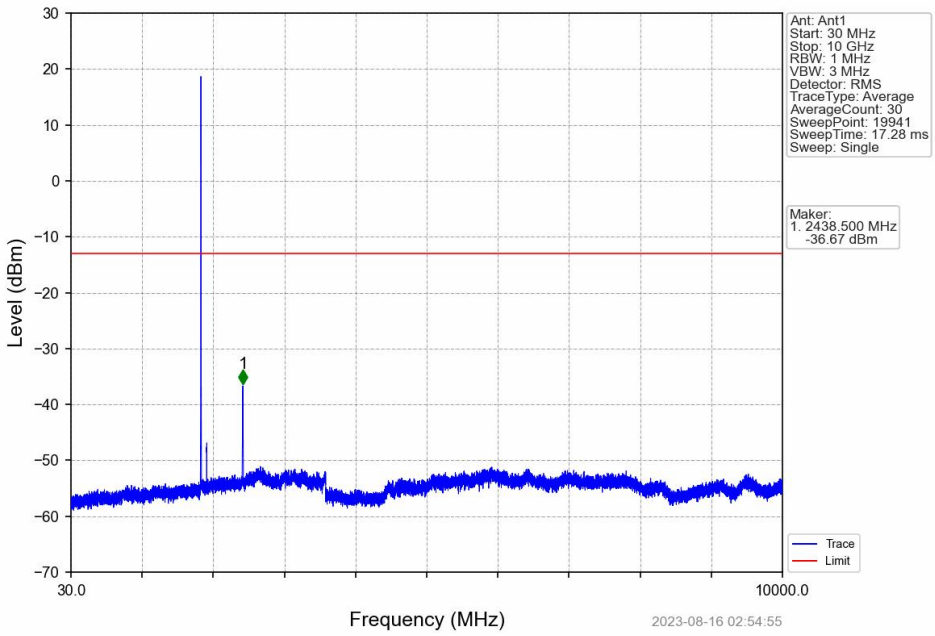

Band2_3MHz_16QAM_LCH_1851.5MHz_RB_1_0_NTNV

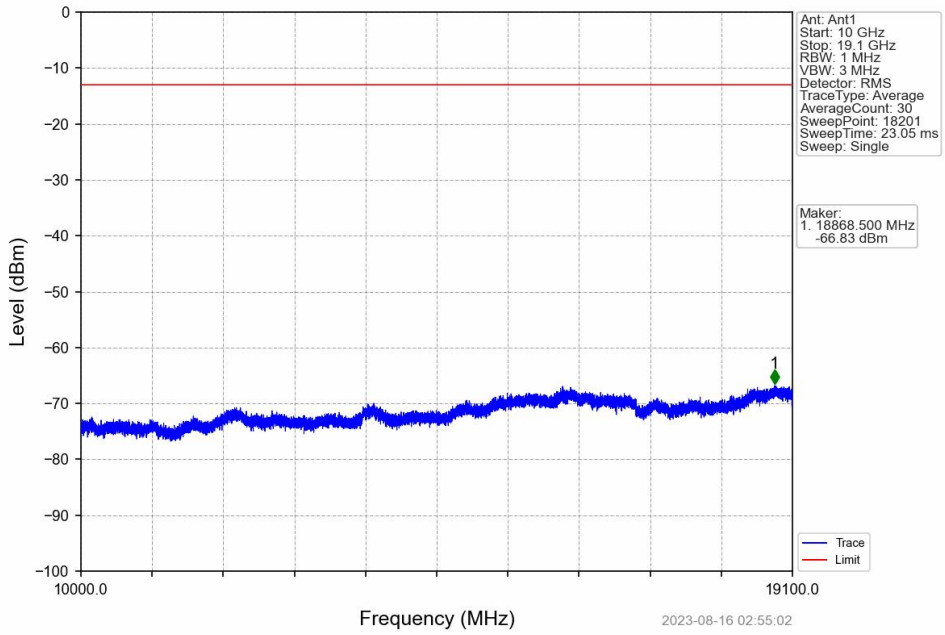

Band2_3MHz_16QAM_LCH_1851.5MHz_RB_15_0_NTNV

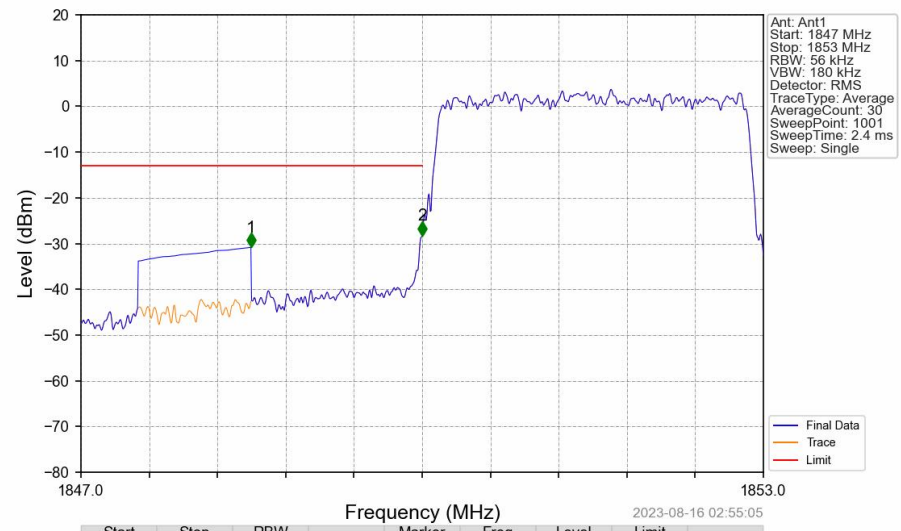

Start (MHz)	Stop (MHz)	RBW (MHz)	Method	Marker No.	Freq (MHz)	Level (dBm)	Limit (dBm)	Result
1847	1849	1	CHP	1	1848.494	-30.87	-13	Pass
1849	1850	0.056	/	2	1850.000	-28.26	-13	Pass
1850	1853	0.056	/	/	/	/	/	/

Band2_3MHz_16QAM_MCH_1880MHz_RB_1_0_NTNV

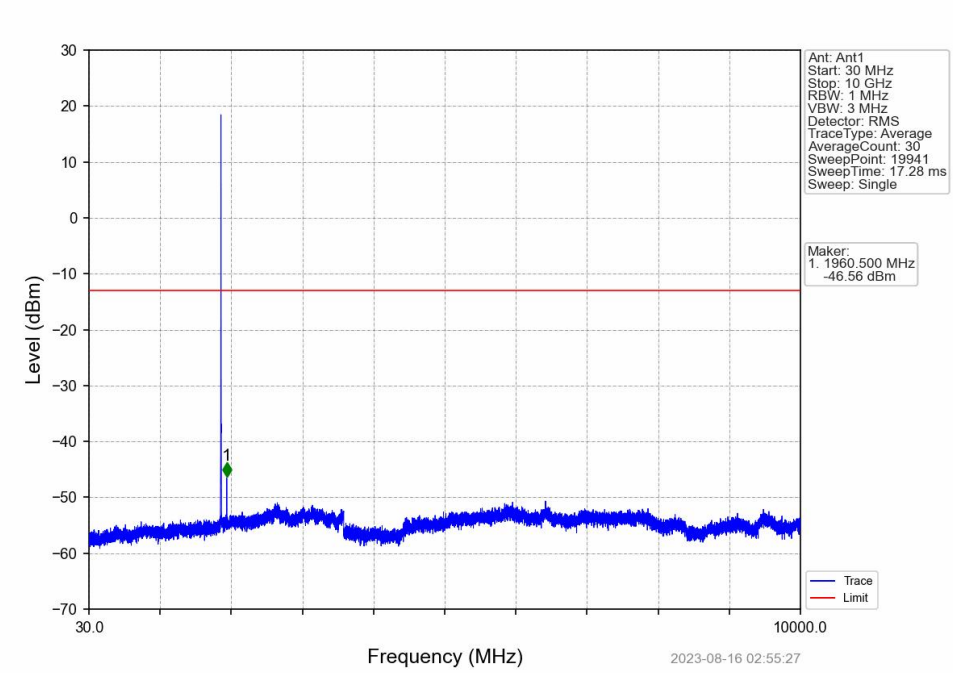

Band2_3MHz_16QAM_MCH_1880MHz_RB_1_0_NTNV

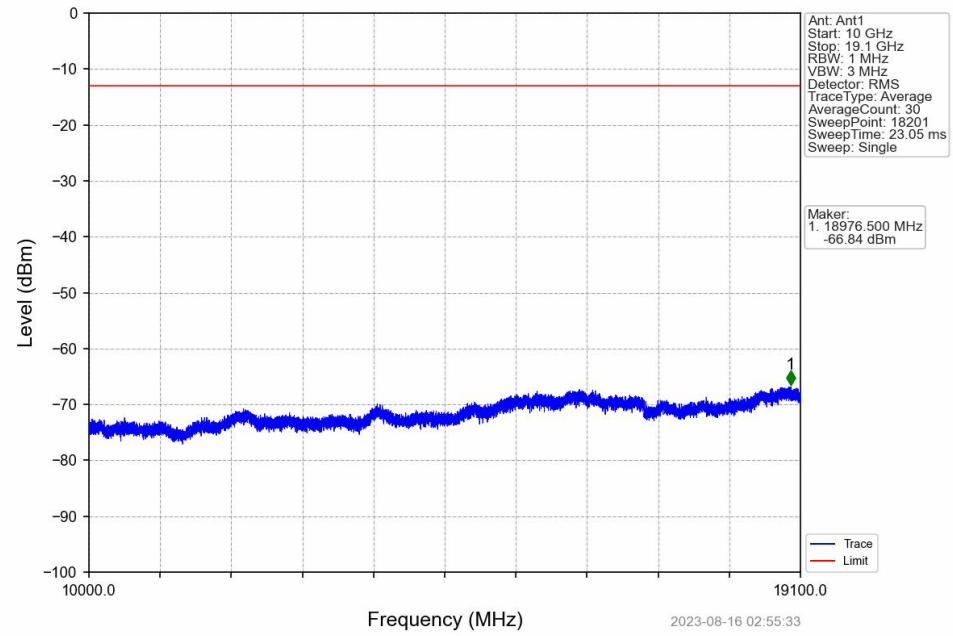

Band2_3MHz_16QAM_HCH_1908.5MHz_RB_1_0_NTNV

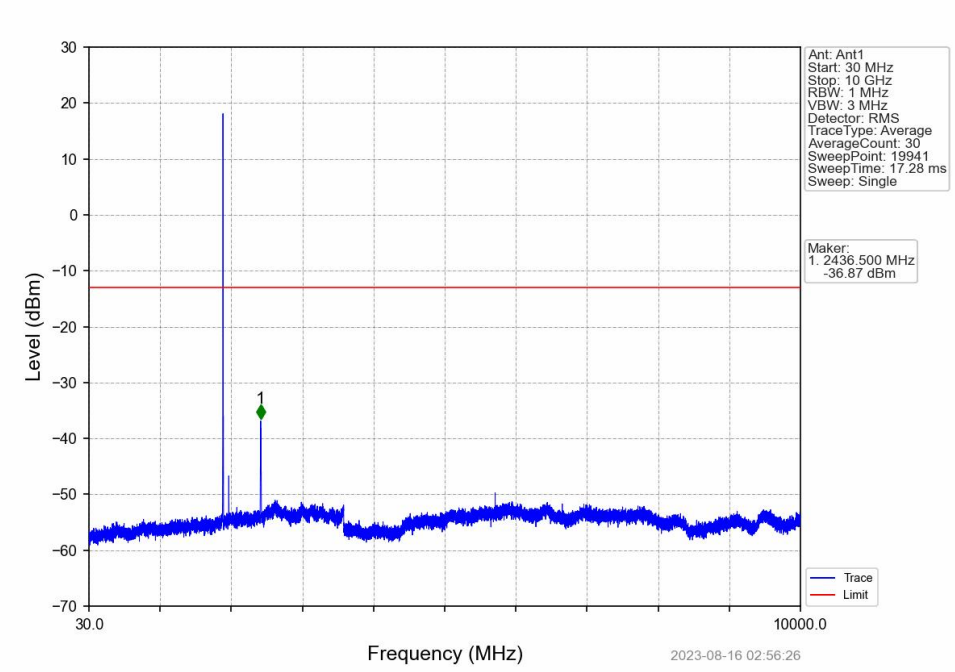

Band2_3MHz_16QAM_HCH_1908.5MHz_RB_1_0_NTNV

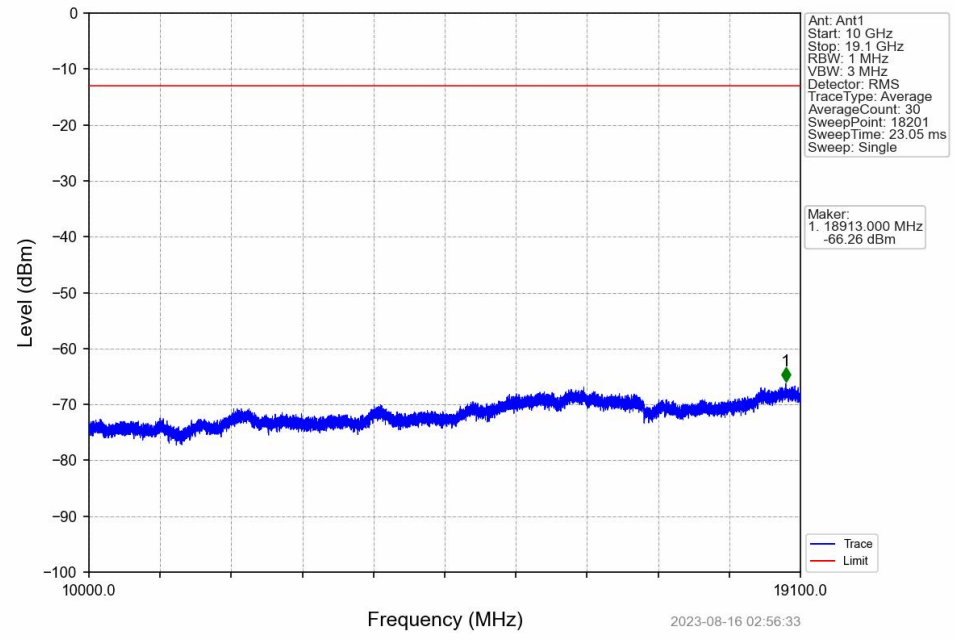

Band2_3MHz_16QAM_HCH_1908.5MHz_RB_1_14_NTNV

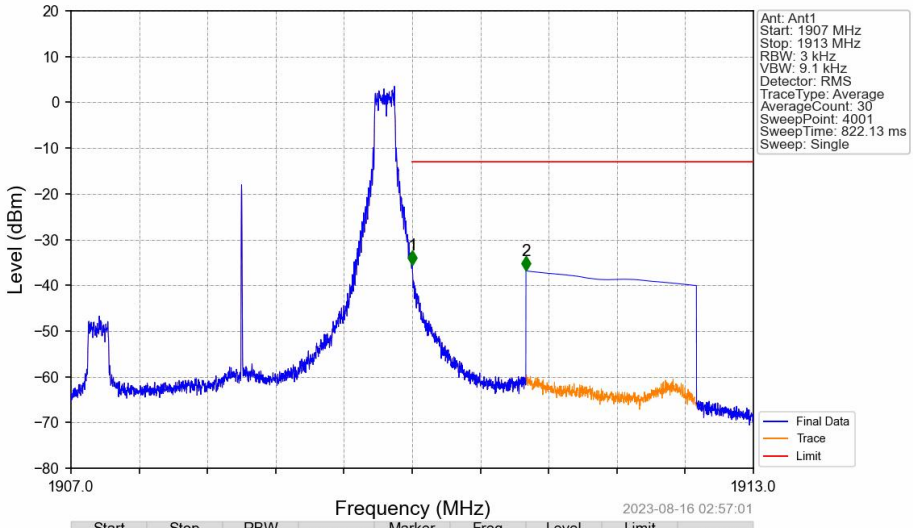

Start (MHz)	Stop (MHz)	RBW (MHz)	Method	Marker No.	Freq (MHz)	Level (dBm)	Limit (dBm)	Result
1907	1910	0.003	/	/	/	/	/	/
1910	1911	0.003	/	1	1910.002	-35.62	-13	Pass
1911	1913	1	CHP	2	1911.001	-36.84	-13	Pass

Band2_3MHz_16QAM_HCH_1908.5MHz_RB_15_0_NTNV

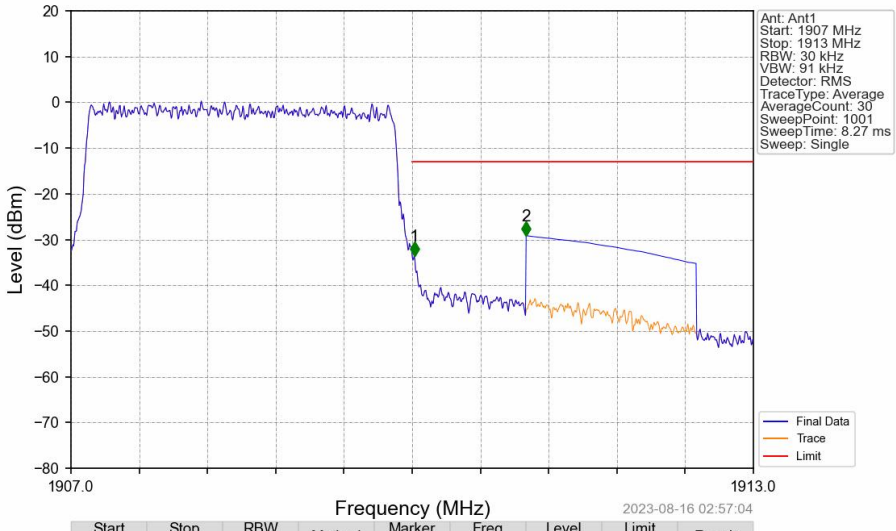

Start (MHz)	Stop (MHz)	RBW (MHz)	Method	Marker No.	Freq (MHz)	Level (dBm)	Limit (dBm)	Result
1907	1910	0.03	/	/	/	/	/	/
1910	1911	0.03	/	1	1910.018	-33.58	-13	Pass
1911	1913	1	CHP	2	1911.002	-29.16	-13	Pass

6.3 B2_5MHz

6.3.1 Test Result

Band: 2 / Bandwidth: 5MHz / NTNV						
Modulation	Frequency (MHz)	RB Allocation		Spurious Emission		Verdict
		Size	Offset	Result	Limit	
QPSK	1852.5	1	0	Refer To Test Graph		Pass
		25	0	Refer To Test Graph		Pass
	1880	1	0	Refer To Test Graph		Pass
	1907.5	1	0	Refer To Test Graph		Pass
			24	Refer To Test Graph		Pass
		25	0	Refer To Test Graph		Pass
16QAM	1852.5	1	0	Refer To Test Graph		Pass
		25	0	Refer To Test Graph		Pass
	1880	1	0	Refer To Test Graph		Pass
	1907.5	1	0	Refer To Test Graph		Pass
			24	Refer To Test Graph		Pass
		25	0	Refer To Test Graph		Pass

6.3.2 Test Graph

Band2_5MHz_QPSK_LCH_1852.5MHz_RB_1_0_NTNV

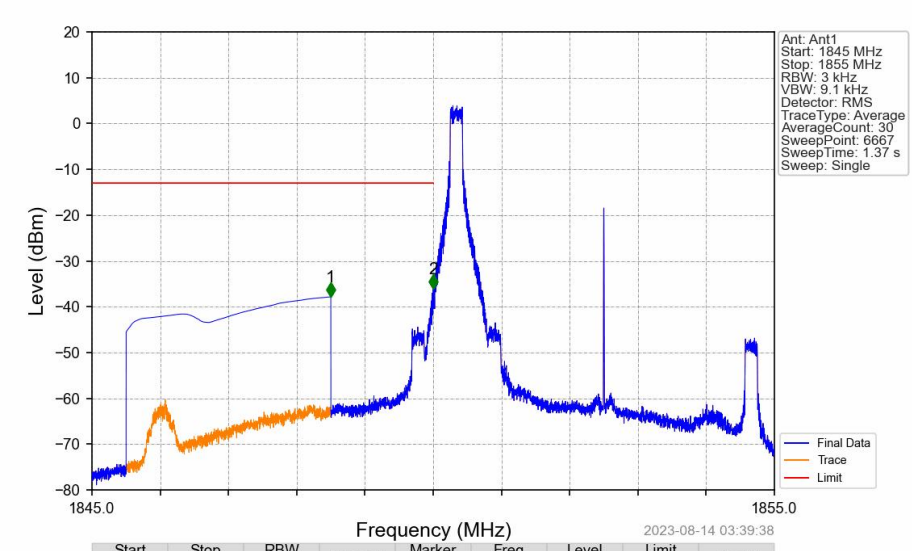

Start (MHz)	Stop (MHz)	RBW (MHz)	Method	Marker No.	Freq (MHz)	Level (dBm)	Limit (dBm)	Result
1845	1849	1	CHP	1	1848.497	-37.84	-13	Pass
1849	1850	0.003	/	2	1850.000	-36.03	-13	Pass
1850	1855	0.003	/	/	/	/	/	/

Band2_5MHz_QPSK_LCH_1852.5MHz_RB_1_0_NTNV

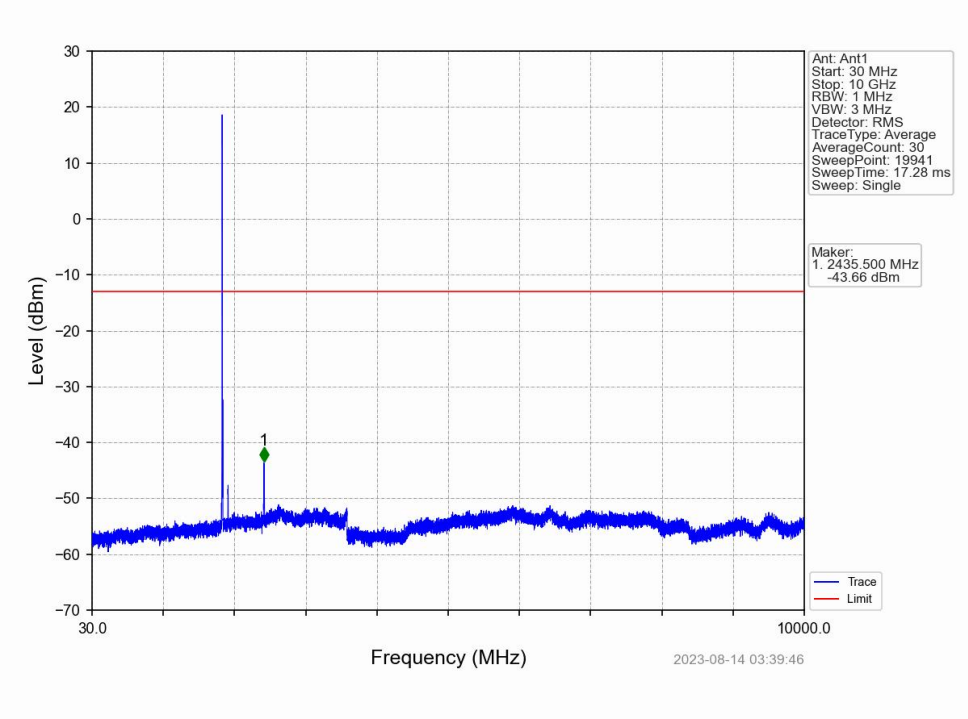

Band2_5MHz_QPSK_LCH_1852.5MHz_RB_1_0_NTNV

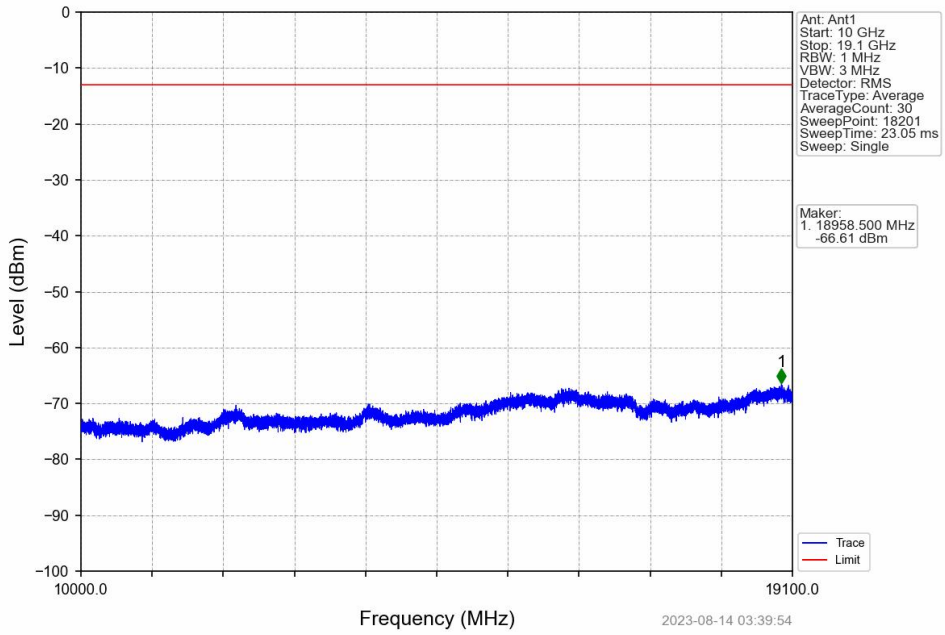

Band2_5MHz_QPSK_LCH_1852.5MHz_RB_25_0_NTNV

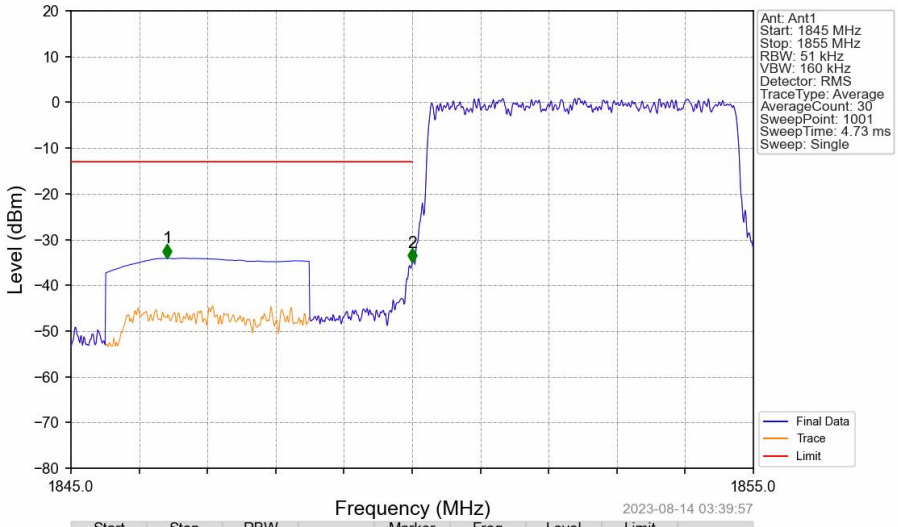

Start (MHz)	Stop (MHz)	RBW (MHz)	Method	Marker No.	Freq (MHz)	Level (dBm)	Limit (dBm)	Result
1845	1849	1	CHP	1	1846.410	-34.06	-13	Pass
1849	1850	0.051	/	2	1850.000	-35.03	-13	Pass
1850	1855	0.051	/	/	/	/	/	/

Band2_5MHz_QPSK_MCH_1880MHz_RB_1_0_NTNV

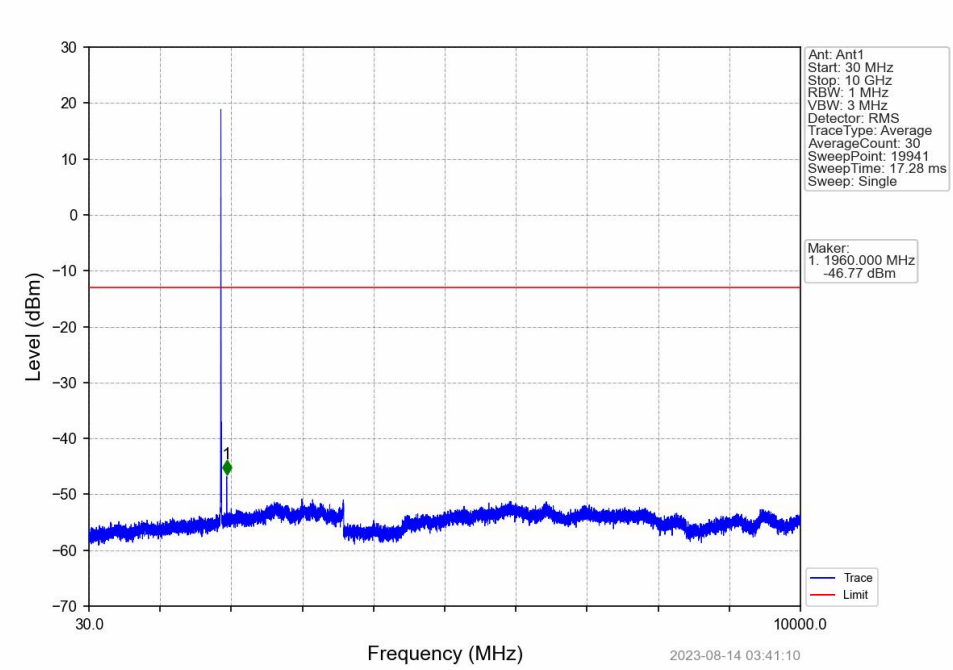

Band2_5MHz_QPSK_MCH_1880MHz_RB_1_0_NTNV

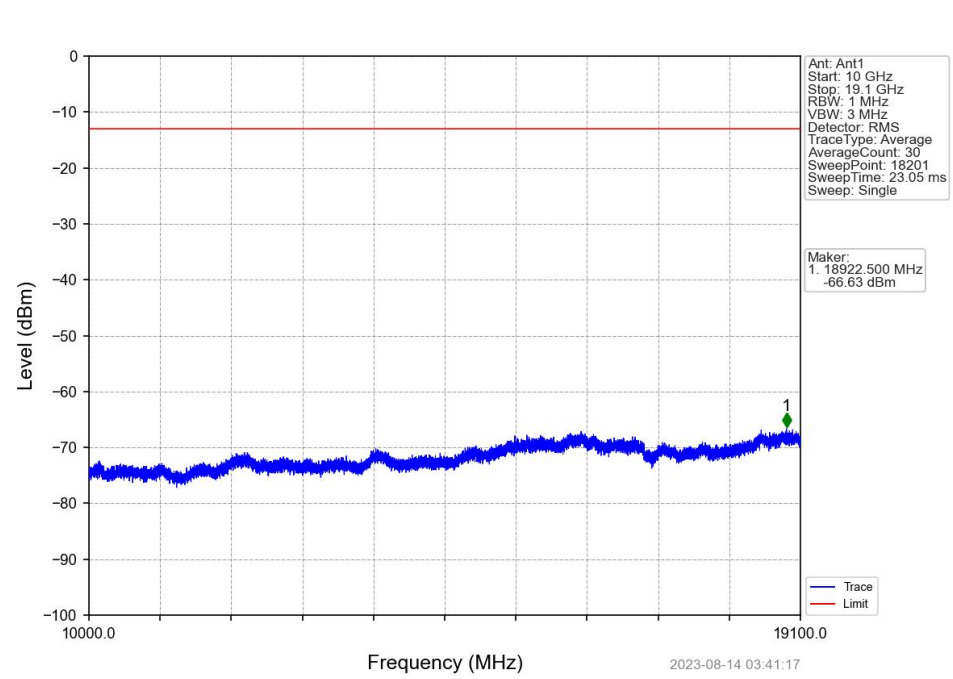

Band2_5MHz_QPSK_HCH_1907.5MHz_RB_1_0_NTNV

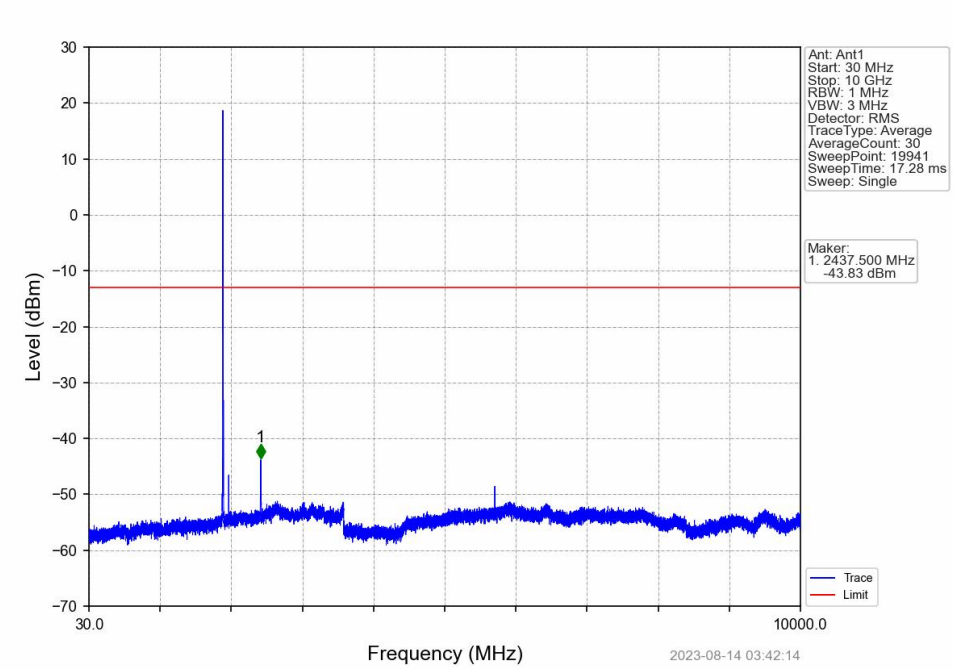

Band2_5MHz_QPSK_HCH_1907.5MHz_RB_1_0_NTNV

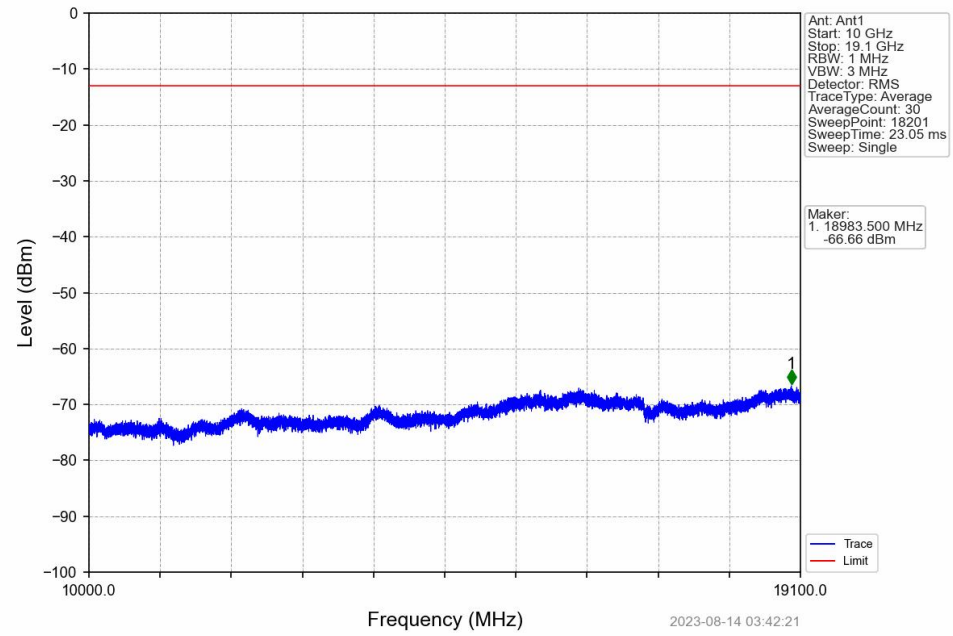

Band2_5MHz_QPSK_HCH_1907.5MHz_RB_1_24_NTNV

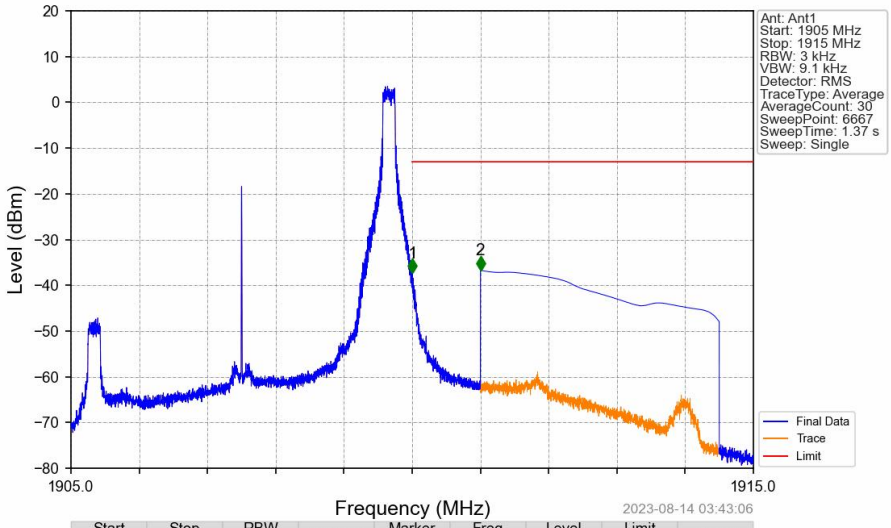

Start (MHz)	Stop (MHz)	RBW (MHz)	Method	Marker No.	Freq (MHz)	Level (dBm)	Limit (dBm)	Result
1905	1910	0.003	/	/	/	/	/	/
1910	1911	0.003	/	1	1910.002	-37.29	-13	Pass
1911	1915	1	CHP	2	1911.001	-36.72	-13	Pass

Band2_5MHz_QPSK_HCH_1907.5MHz_RB_25_0_NTNV

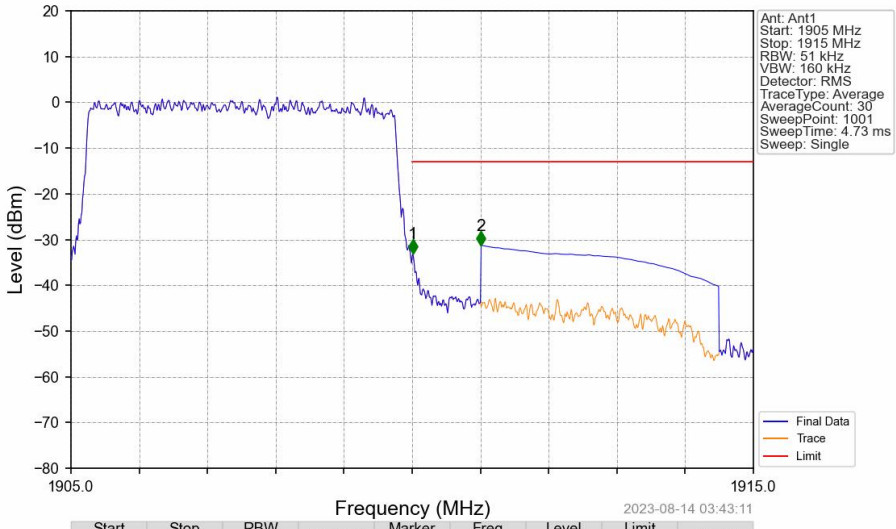

Start (MHz)	Stop (MHz)	RBW (MHz)	Method	Marker No.	Freq (MHz)	Level (dBm)	Limit (dBm)	Result
1905	1910	0.051	/	/	/	/	/	/
1910	1911	0.051	/	1	1910.010	-33.11	-13	Pass
1911	1915	1	CHP	2	1911.010	-31.31	-13	Pass

Band2_5MHz_16QAM_LCH_1852.5MHz_RB_1_0_NTNV

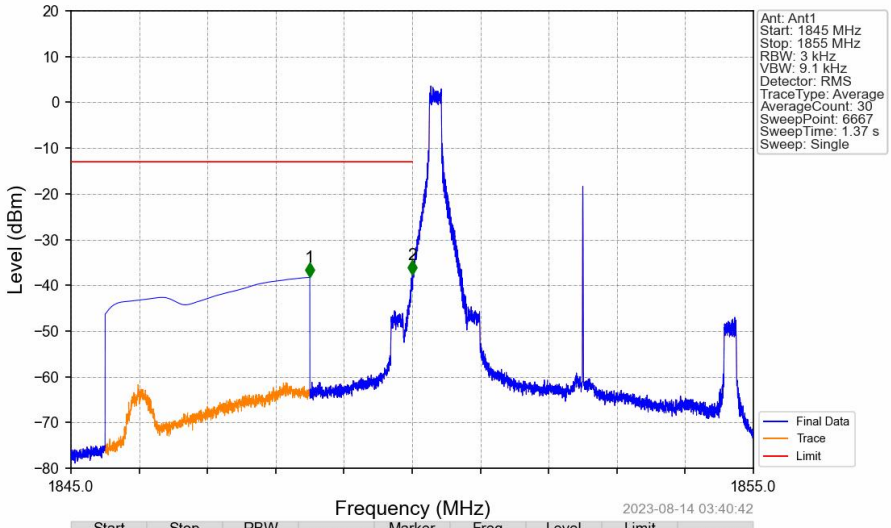

Start (MHz)	Stop (MHz)	RBW (MHz)	Method	Marker No.	Freq (MHz)	Level (dBm)	Limit (dBm)	Result
1845	1849	1	CHP	1	1848.494	-38.27	-13	Pass
1849	1850	0.003	/	2	1850.000	-37.70	-13	Pass
1850	1855	0.003	/	/	/	/	/	/

Band2_5MHz_16QAM_LCH_1852.5MHz_RB_1_0_NTNV

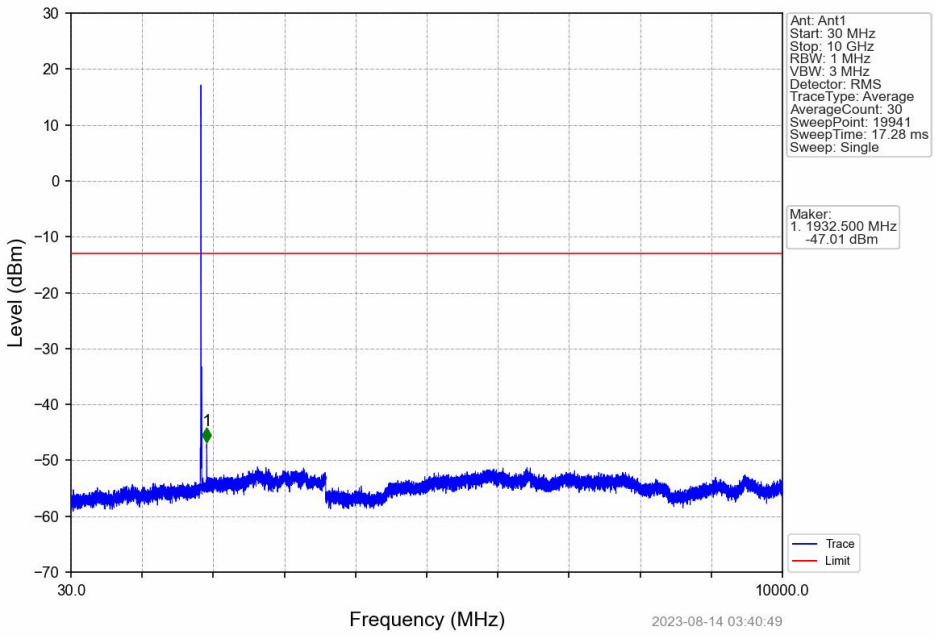

Band2_5MHz_16QAM_LCH_1852.5MHz_RB_1_0_NTNV

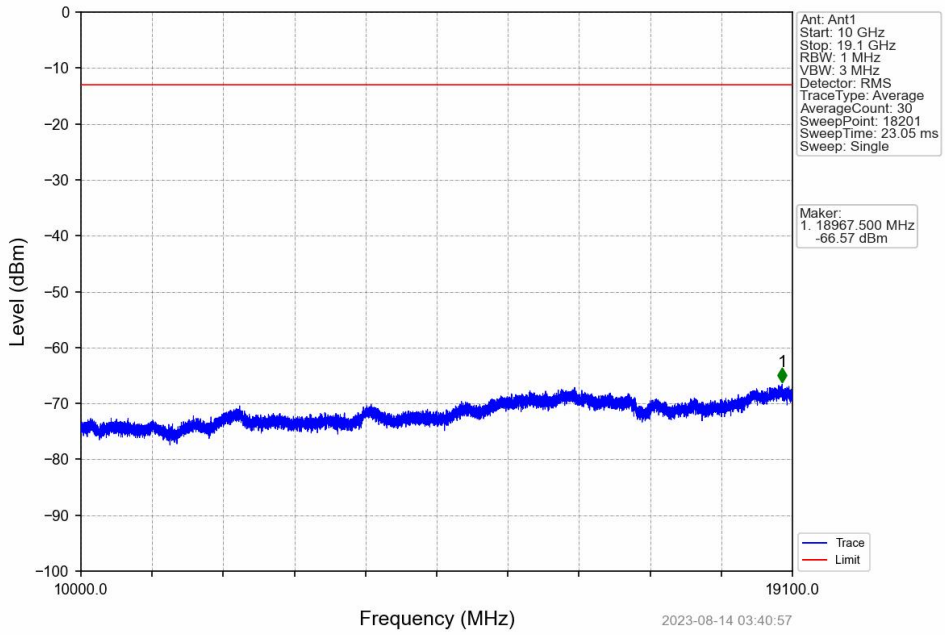

Band2_5MHz_16QAM_LCH_1852.5MHz_RB_25_0_NTNV

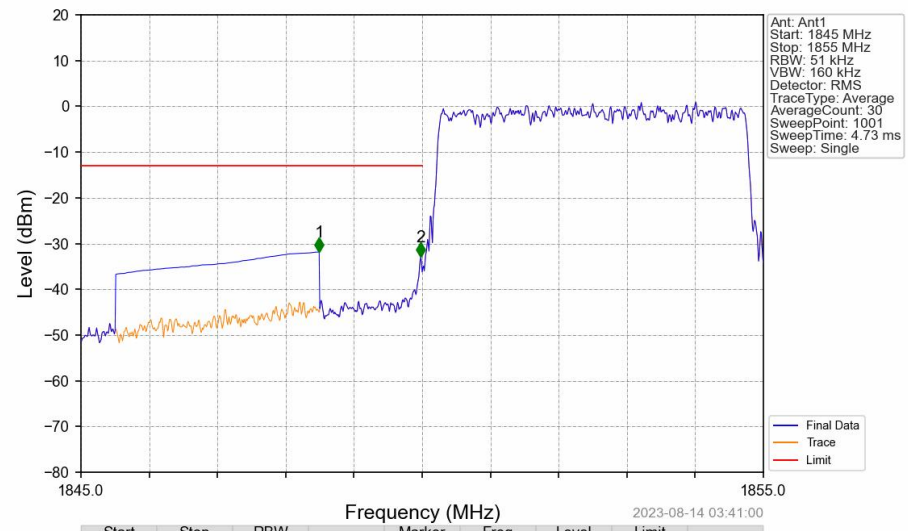

Start (MHz)	Stop (MHz)	RBW (MHz)	Method	Marker No.	Freq (MHz)	Level (dBm)	Limit (dBm)	Result
1845	1849	1	CHP	1	1848.490	-31.84	-13	Pass
1849	1850	0.051	/	2	1849.980	-32.96	-13	Pass
1850	1855	0.051	/	/	/	/	/	/