Band2_5MHz_16QAM_MCH_1880MHz_RB_1_0_NTNV

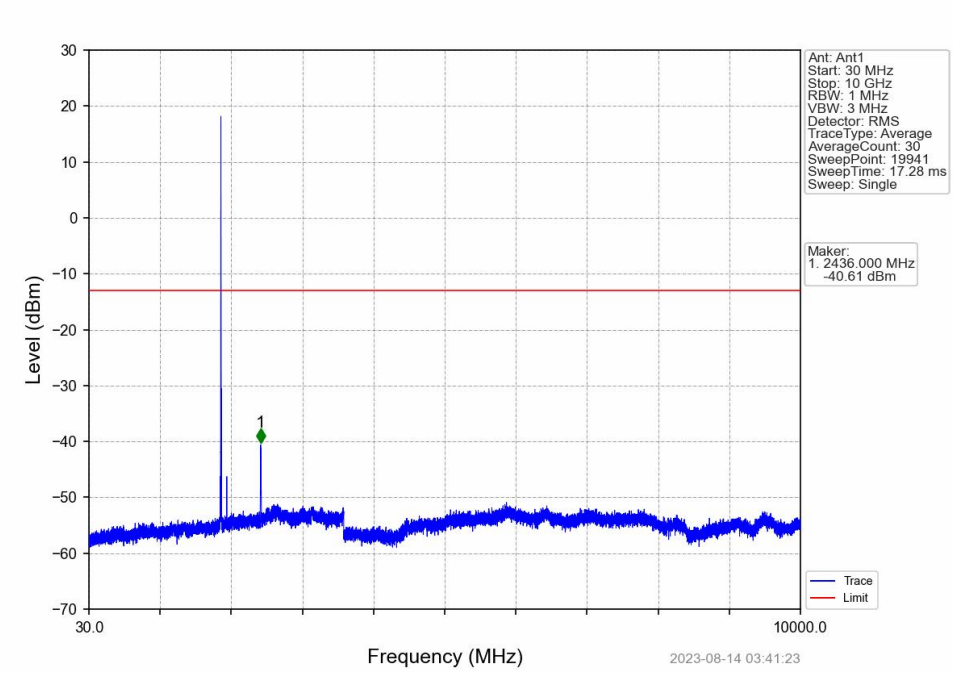

Band2_5MHz_16QAM_MCH_1880MHz_RB_1_0_NTNV

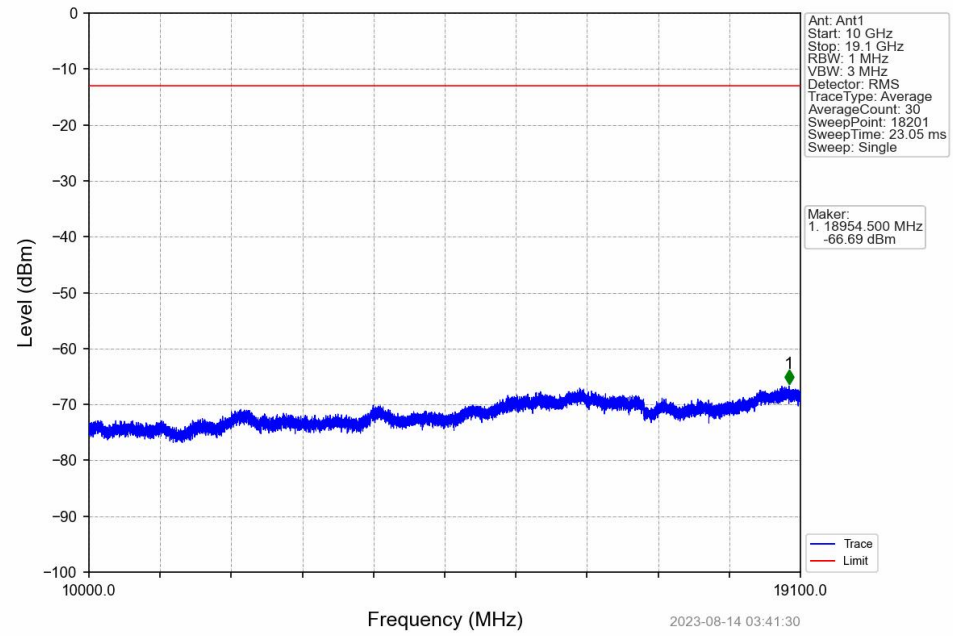

Band2_5MHz_16QAM_HCH_1907.5MHz_RB_1_0_NTNV

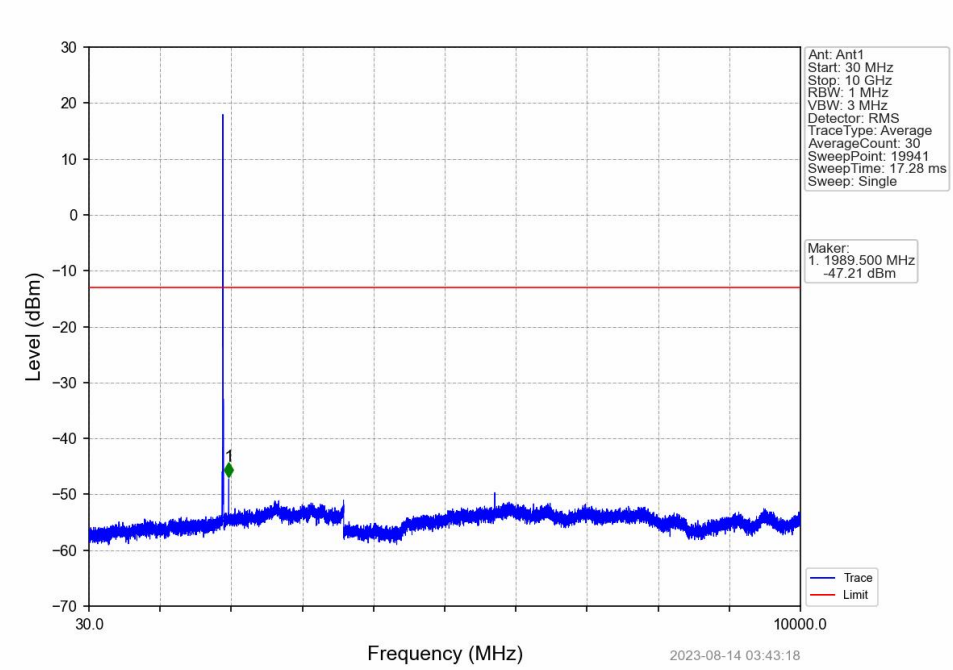

Band2_5MHz_16QAM_HCH_1907.5MHz_RB_1_0_NTNV

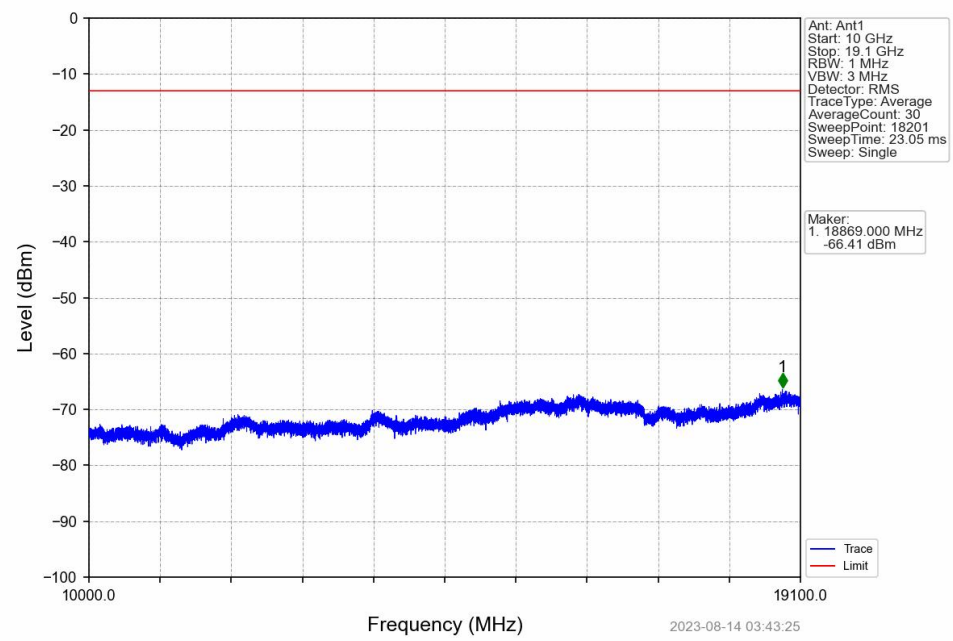

Band2_5MHz_16QAM_HCH_1907.5MHz_RB_1_24_NTNV

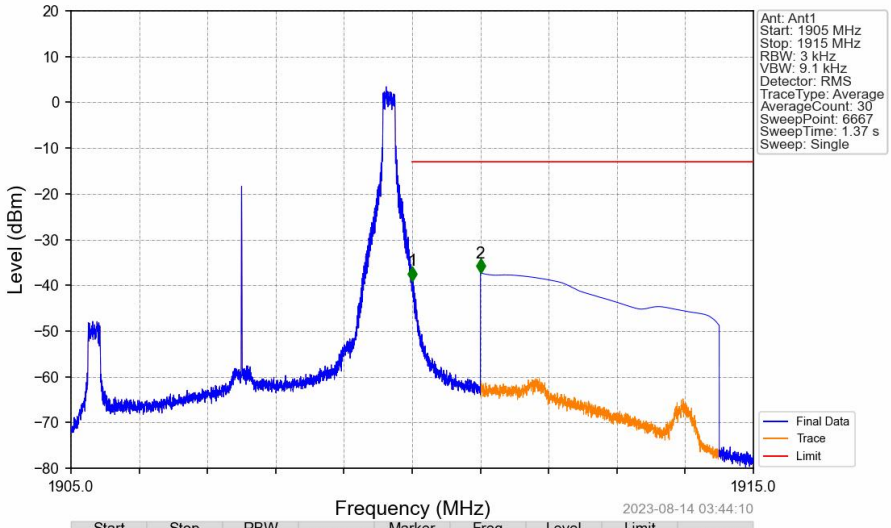

Start (MHz)	Stop (MHz)	RBW (MHz)	Method	Marker No.	Freq (MHz)	Level (dBm)	Limit (dBm)	Result
1905	1910	0.003	/	/	/	/	/	/
1910	1911	0.003	/	1	1910.002	-39.02	-13	Pass
1911	1915	1	CHP	2	1911.001	-37.35	-13	Pass

Band2_5MHz_16QAM_HCH_1907.5MHz_RB_25_0_NTNV

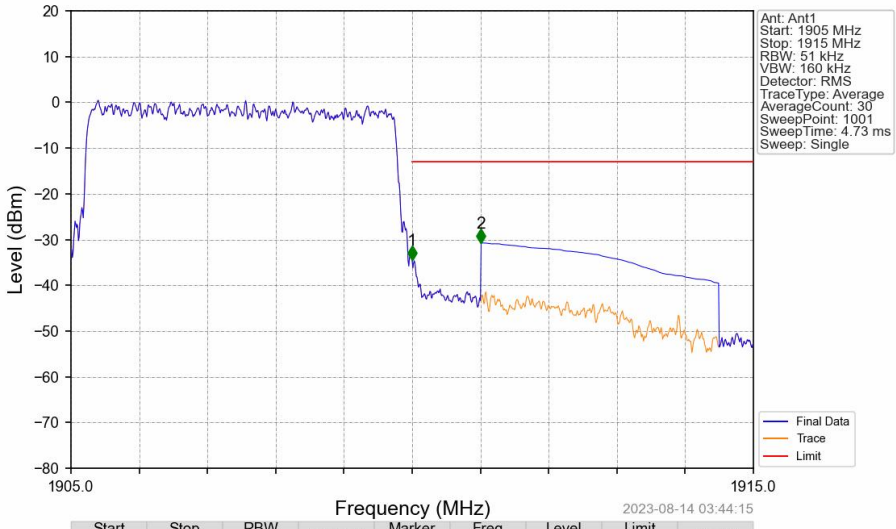

Start (MHz)	Stop (MHz)	RBW (MHz)	Method	Marker No.	Freq (MHz)	Level (dBm)	Limit (dBm)	Result
1905	1910	0.051	/	/	/	/	/	/
1910	1911	0.051	/	1	1910.000	-34.51	-13	Pass
1911	1915	1	CHP	2	1911.010	-30.75	-13	Pass

6.4 B2_10MHz

6.4.1 Test Result

Band: 2 / Bandwidth: 10MHz / NTNV						
Modulation	Frequency (MHz)	RB Allocation		Spurious Emission		Verdict
		Size	Offset	Result	Limit	
QPSK	1855	1	0	Refer To Test Graph		Pass
		50	0	Refer To Test Graph		Pass
	1880	1	0	Refer To Test Graph		Pass
	1905	1	0	Refer To Test Graph		Pass
			49	Refer To Test Graph		Pass
		50	0	Refer To Test Graph		Pass
16QAM	1855	1	0	Refer To Test Graph		Pass
	1880	1	0	Refer To Test Graph		Pass
	1905	1	0	Refer To Test Graph		Pass
			49	Refer To Test Graph		Pass

6.4.2 Test Graph

Band2_10MHz_QPSK_LCH_1855MHz_RB_1_0_NTNV

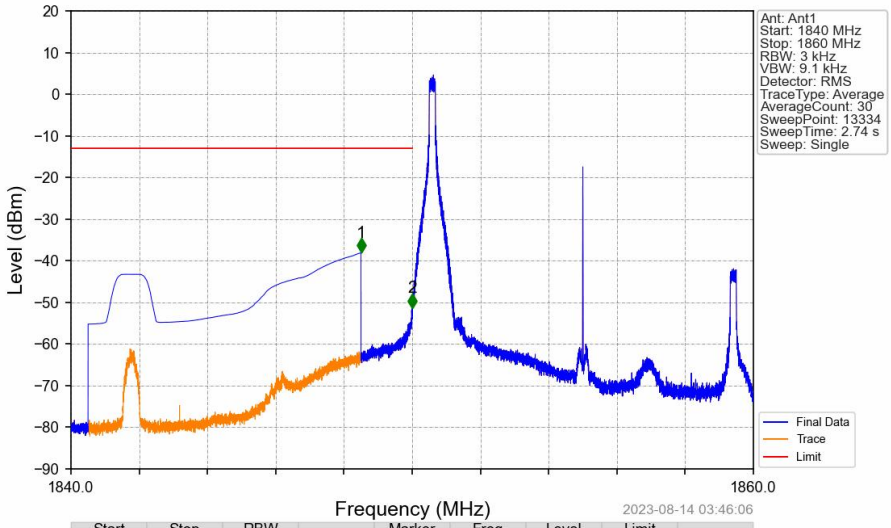

Start (MHz)	Stop (MHz)	RBW (MHz)	Method	Marker No.	Freq (MHz)	Level (dBm)	Limit (dBm)	Result
1840	1849	1	CHP	1	1848.499	-38.09	-13	Pass
1849	1850	0.003	/	2	1849.998	-51.31	-13	Pass
1850	1860	0.003	/	/	/	/	/	/

Band2_10MHz_QPSK_LCH_1855MHz_RB_1_0_NTNV

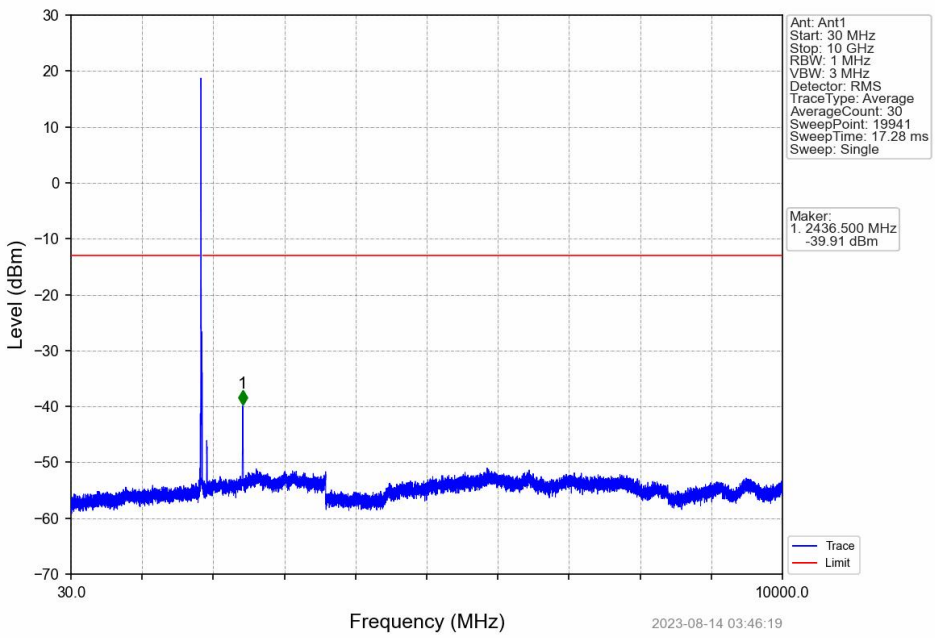

Band2_10MHz_QPSK_LCH_1855MHz_RB_1_0_NTNV

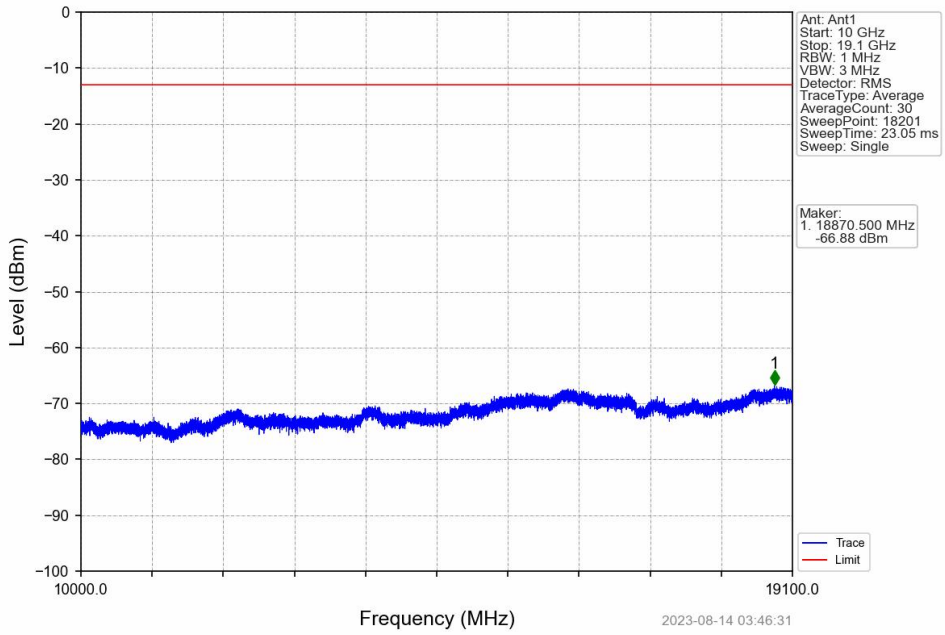

Band2_10MHz_QPSK_LCH_1855MHz_RB_50_0_NTNV

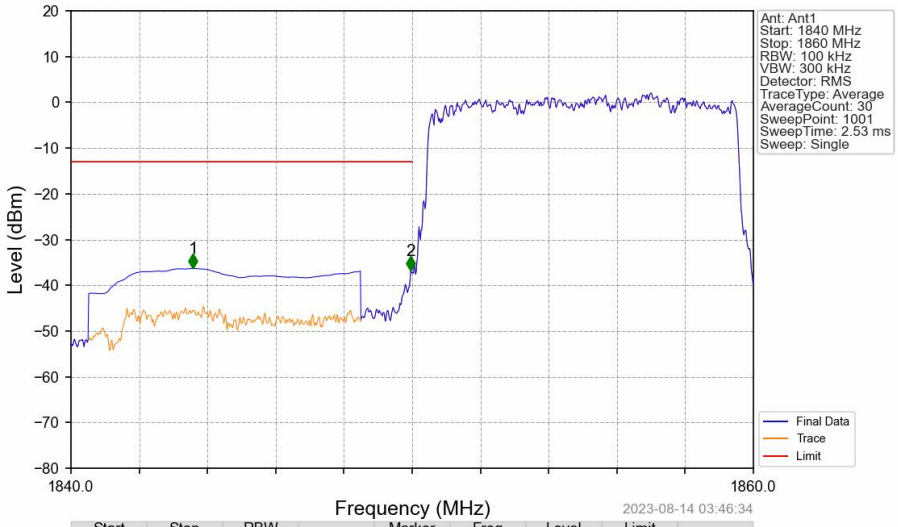

Start (MHz)	Stop (MHz)	RBW (MHz)	Method	Marker No.	Freq (MHz)	Level (dBm)	Limit (dBm)	Result
1840	1849	1	CHP	1	1843.580	-36.34	-13	Pass
1849	1850	0.1	/	2	1849.960	-36.80	-13	Pass
1850	1860	0.1	/	/	/	/	/	/

Band2_10MHz_QPSK_MCH_1880MHz_RB_1_0_NTNV

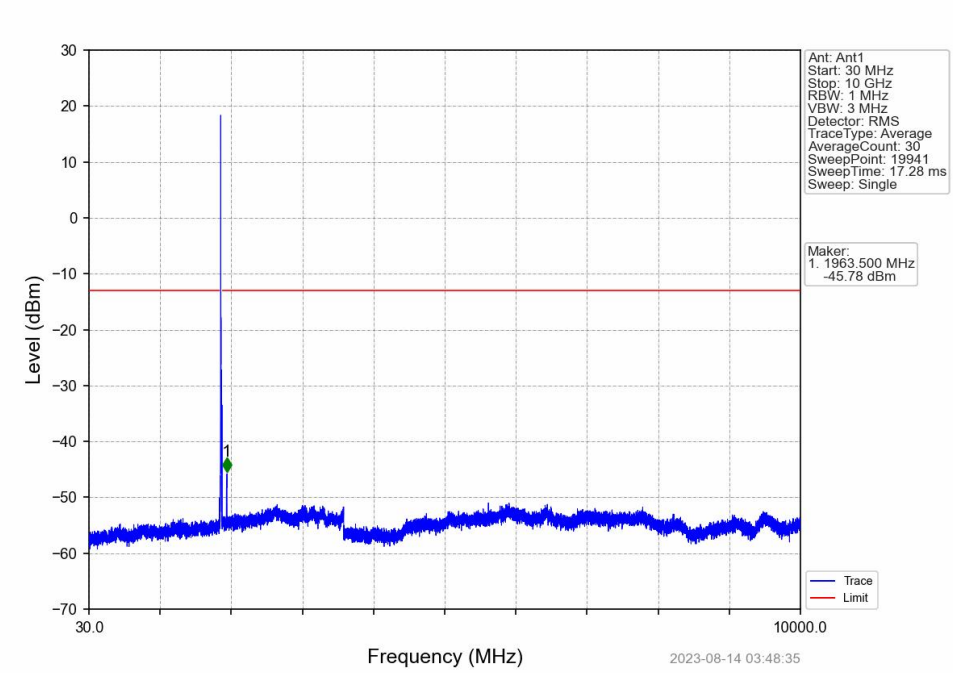

Band2_10MHz_QPSK_MCH_1880MHz_RB_1_0_NTNV

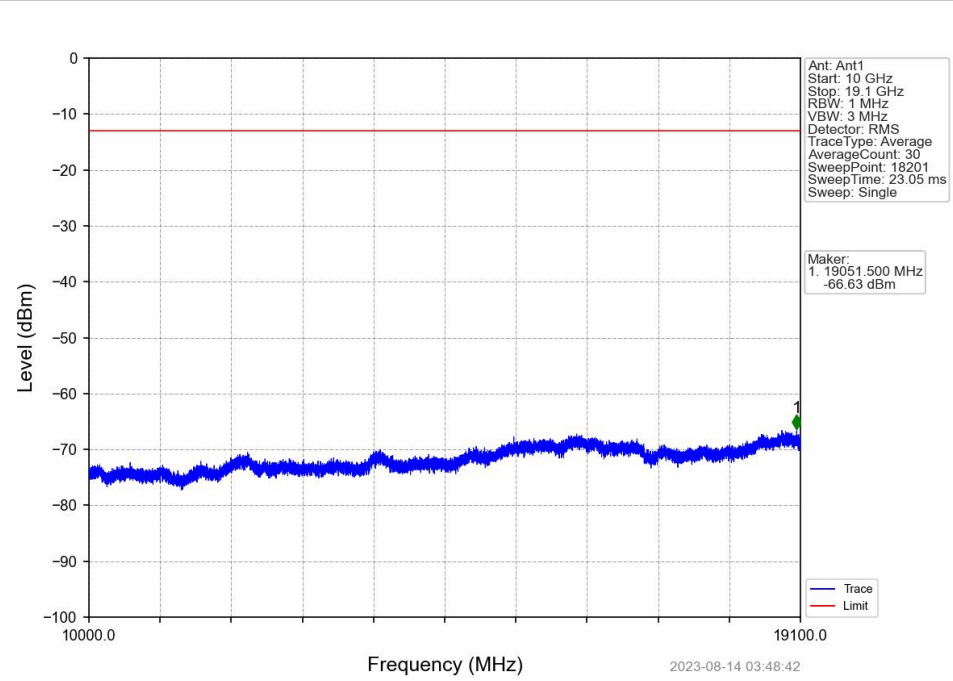

Band2_10MHz_QPSK_HCH_1905MHz_RB_1_0_NTNV

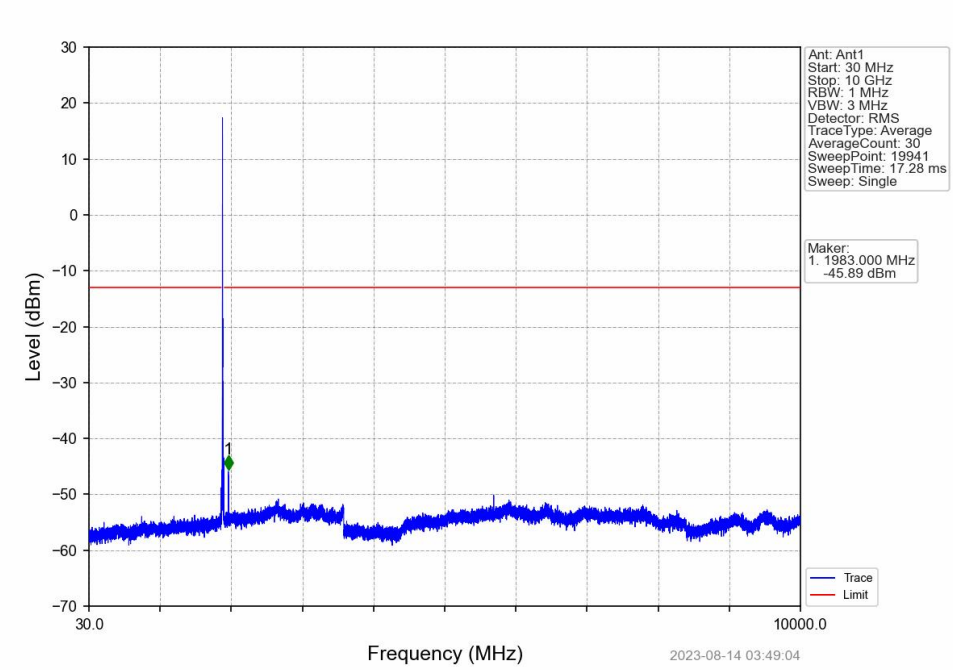

Band2_10MHz_QPSK_HCH_1905MHz_RB_1_0_NTNV

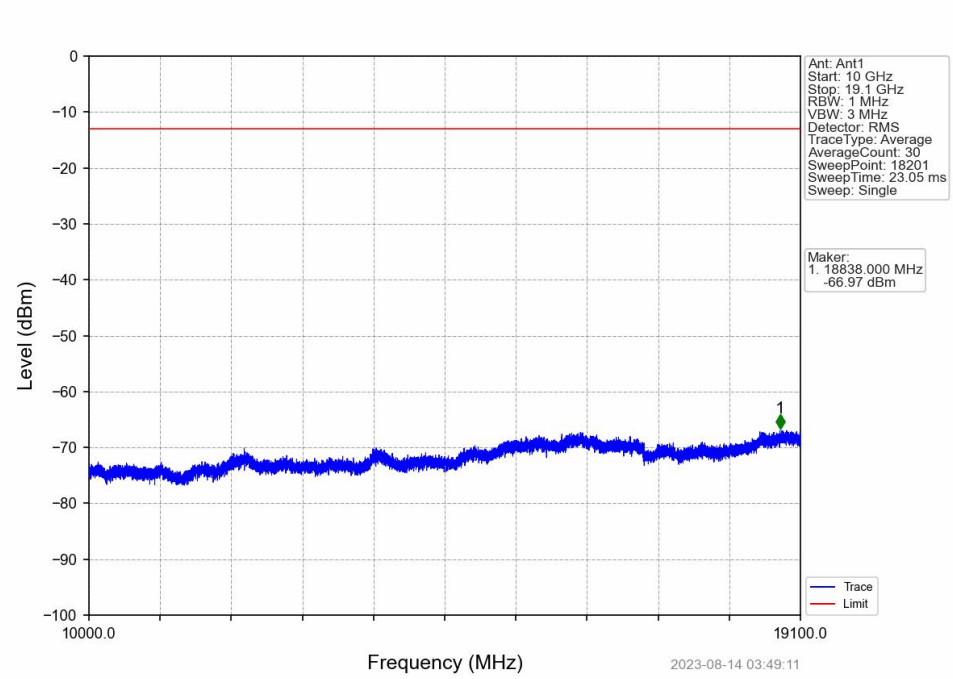

Band2_10MHz_QPSK_HCH_1905MHz_RB_1_49_NTNV

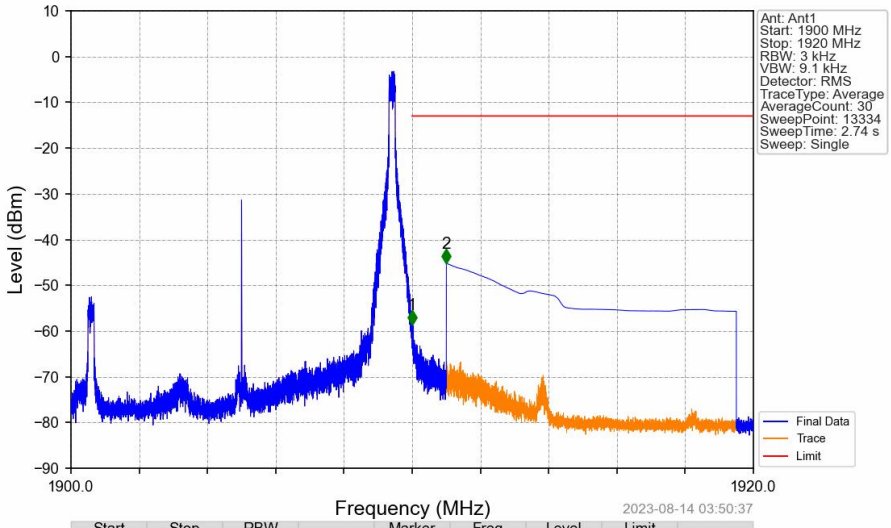

Start (MHz)	Stop (MHz)	RBW (MHz)	Method	Marker No.	Freq (MHz)	Level (dBm)	Limit (dBm)	Result
1900	1910	0.003	/	/	/	/	/	/
1910	1911	0.003	/	1	1910.001	-58.59	-13	Pass
1911	1920	1	CHP	2	1911.001	-45.21	-13	Pass

Band2_10MHz_QPSK_HCH_1905MHz_RB_50_0_NTNV

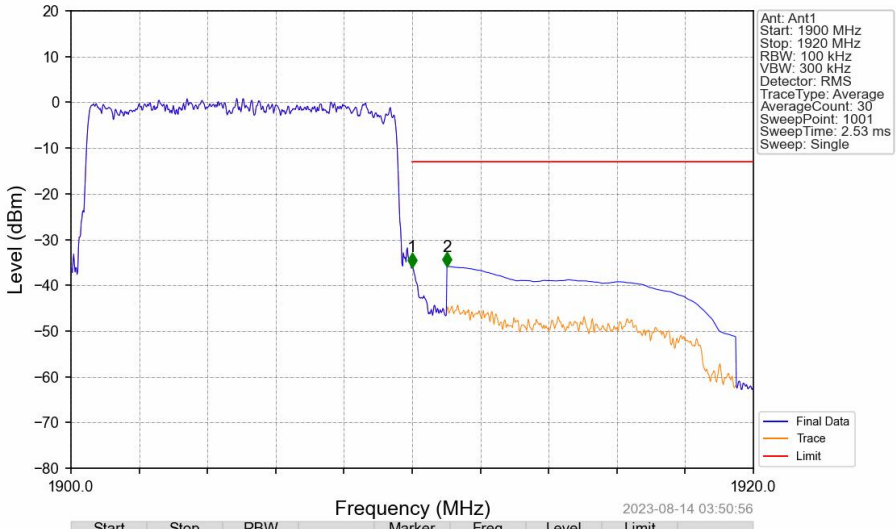

Start (MHz)	Stop (MHz)	RBW (MHz)	Method	Marker No.	Freq (MHz)	Level (dBm)	Limit (dBm)	Result
1900	1910	0.1	/	/	/	/	/	/
1910	1911	0.1	/	1	1910.000	-36.00	-13	Pass
1911	1920	1	CHP	2	1911.020	-35.90	-13	Pass

Band2_10MHz_16QAM_LCH_1855MHz_RB_1_0_NTNV

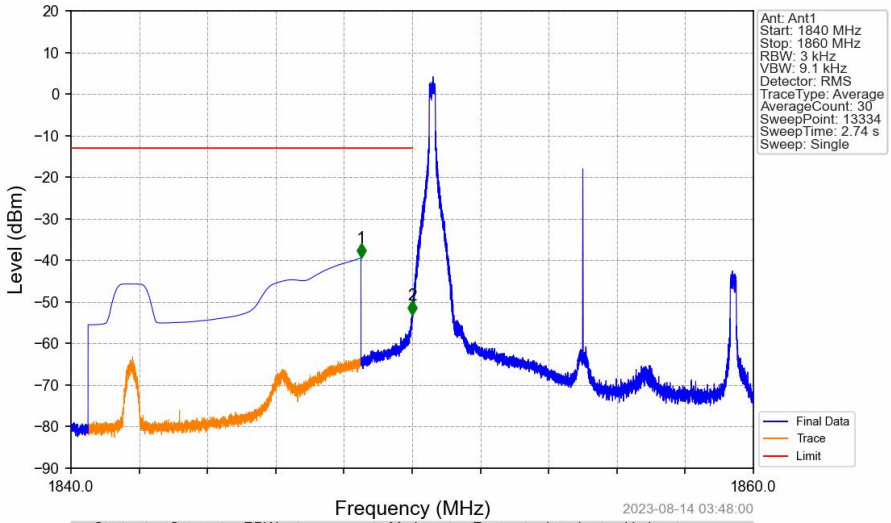

Start (MHz)	Stop (MHz)	RBW (MHz)	Method	Marker No.	Freq (MHz)	Level (dBm)	Limit (dBm)	Result
1840	1849	1	CHP	1	1848.499	-39.41	-13	Pass
1849	1850	0.003	/	2	1849.993	-53.15	-13	Pass
1850	1860	0.003	/	/	/	/	/	/

Band2_10MHz_16QAM_LCH_1855MHz_RB_1_0_NTNV

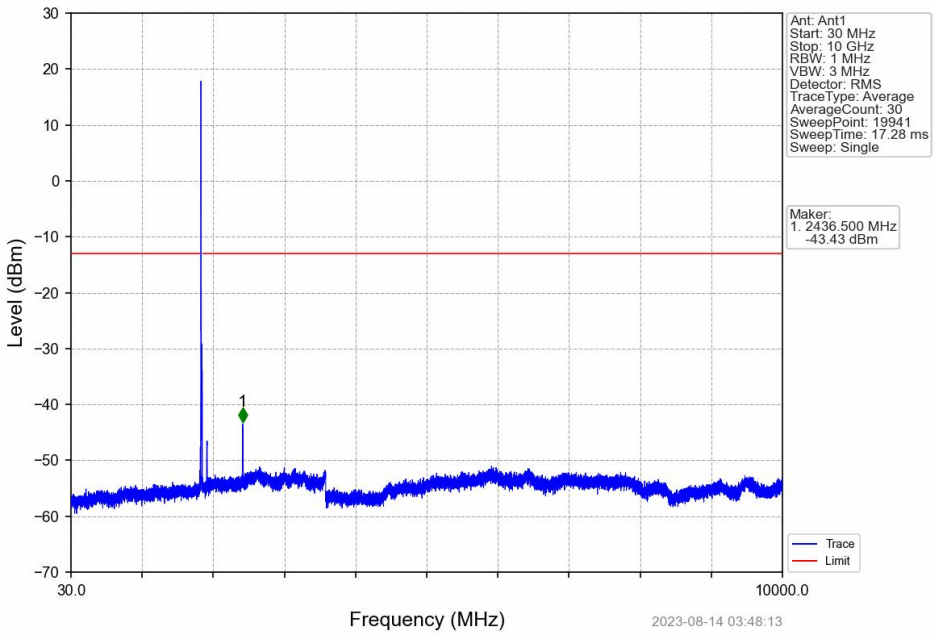

Band2_10MHz_16QAM_LCH_1855MHz_RB_1_0_NTNV

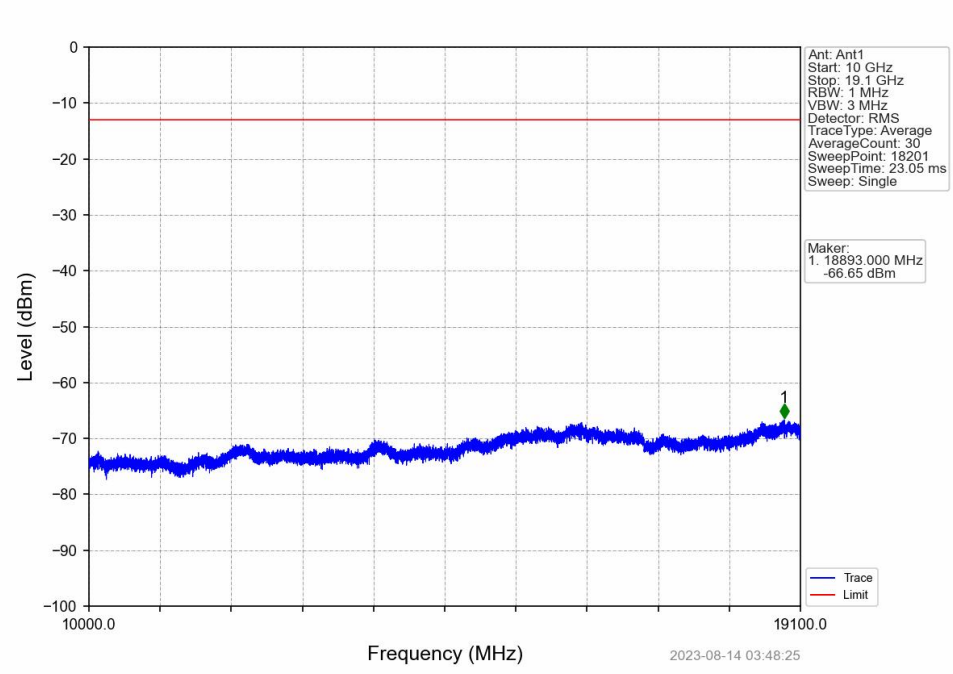

Band2_10MHz_16QAM_MCH_1880MHz_RB_1_0_NTNV

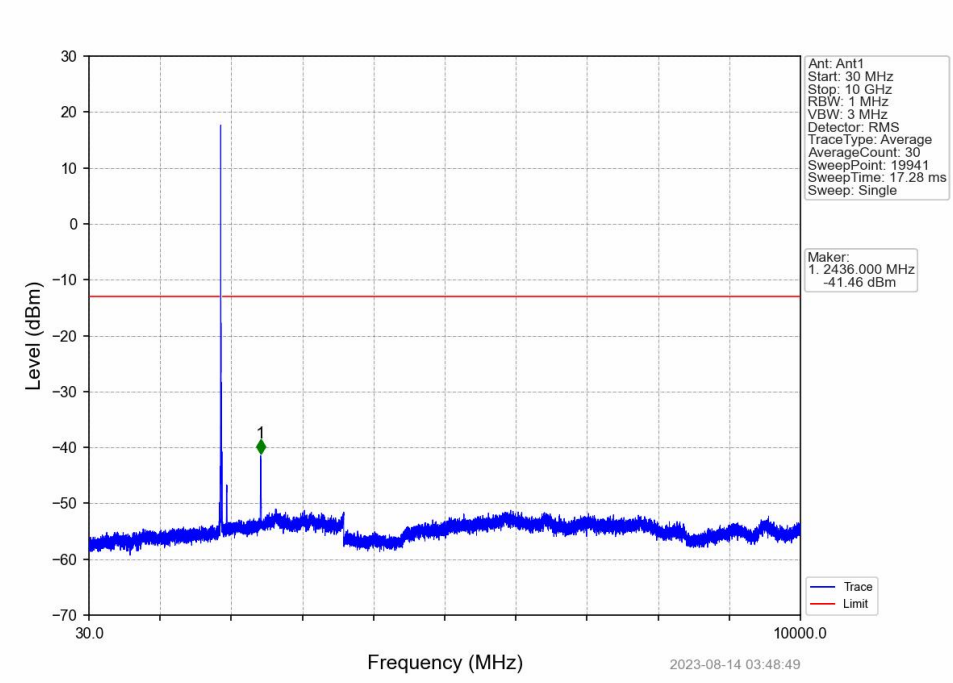

Band2_10MHz_16QAM_MCH_1880MHz_RB_1_0_NTNV

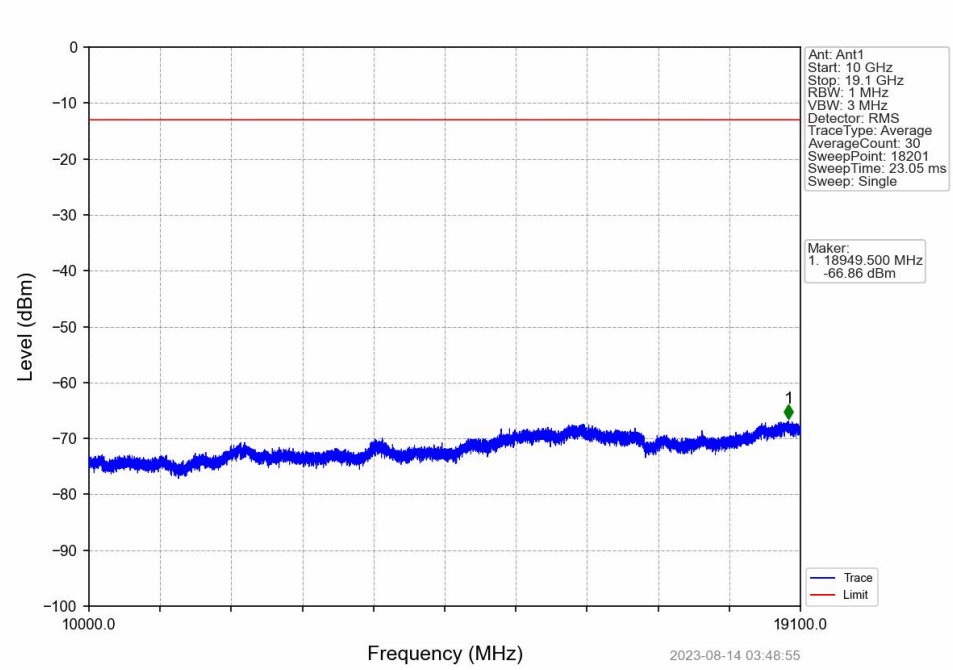

Band2_10MHz_16QAM_HCH_1905MHz_RB_1_0_NTNV

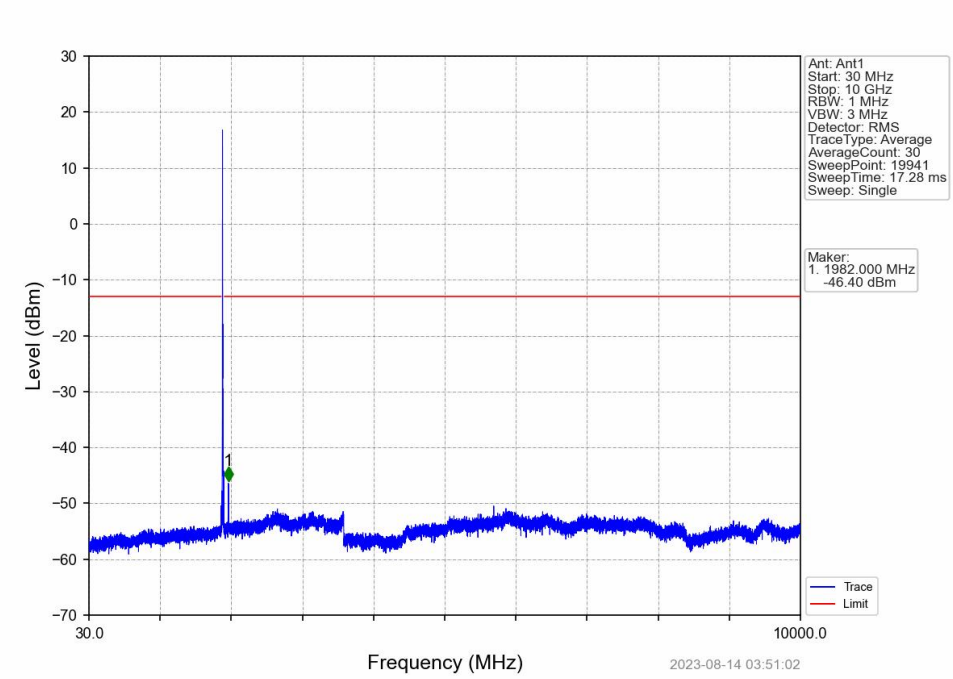

Band2_10MHz_16QAM_HCH_1905MHz_RB_1_0_NTNV

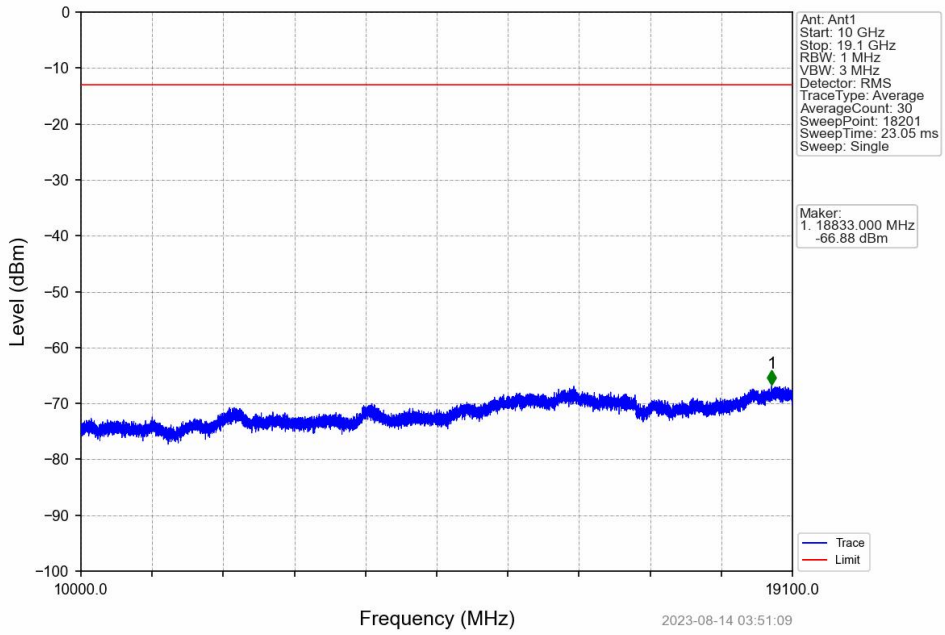

Band2_10MHz_16QAM_HCH_1905MHz_RB_1_49_NTNV

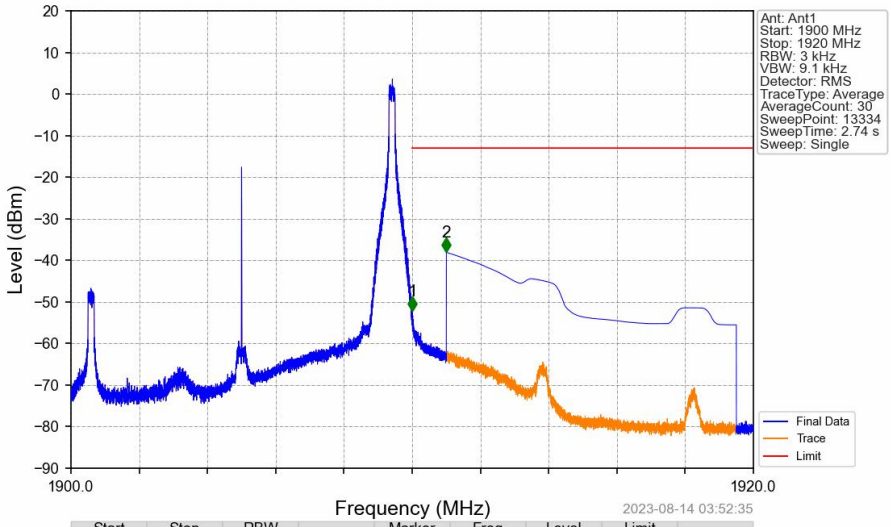

Start (MHz)	Stop (MHz)	RBW (MHz)	Method	Marker No.	Freq (MHz)	Level (dBm)	Limit (dBm)	Result
1900	1910	0.003	/	/	/	/	/	/
1910	1911	0.003	/	1	1910.002	-52.18	-13	Pass
1911	1920	1	CHP	2	1911.001	-38.06	-13	Pass

6.5 B2_15MHz

6.5.1 Test Result

Band: 2 / Bandwidth: 15MHz / NTNV						
Modulation	Frequency (MHz)	RB Allocation		Spurious Emission		Verdict
		Size	Offset	Result	Limit	
QPSK	1857.5	1	0	Refer To Test Graph		Pass
		75	0	Refer To Test Graph		Pass
	1880	1	0	Refer To Test Graph		Pass
	1902.5	1	0	Refer To Test Graph		Pass
			74	Refer To Test Graph		Pass
		75	0	Refer To Test Graph		Pass
16QAM	1857.5	1	0	Refer To Test Graph		Pass
	1880	1	0	Refer To Test Graph		Pass
	1902.5	1	0	Refer To Test Graph		Pass
			74	Refer To Test Graph		Pass

6.5.2 Test Graph

Band2_15MHz_QPSK_LCH_1857.5MHz_RB_1_0_NTNV

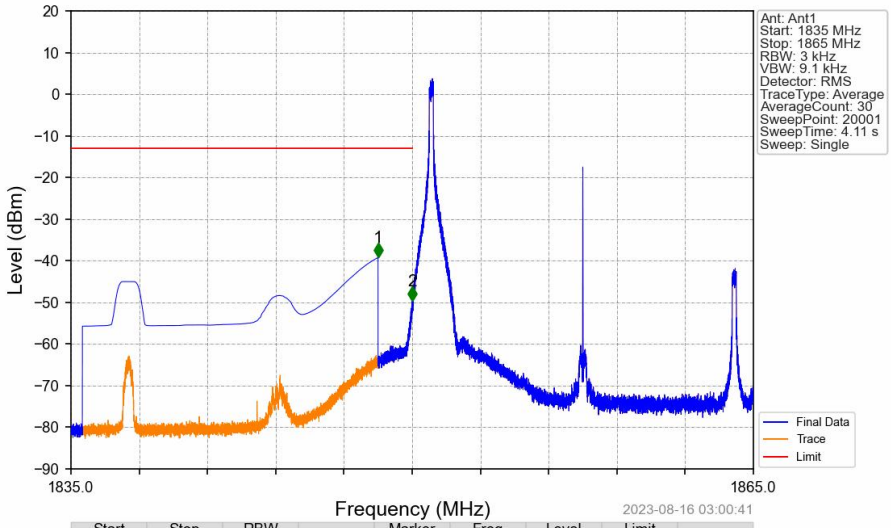

Start (MHz)	Stop (MHz)	RBW (MHz)	Method	Marker No.	Freq (MHz)	Level (dBm)	Limit (dBm)	Result
1835	1849	1	CHP	1	1848.497	-39.25	-13	Pass
1849	1850	0.003	/	2	1849.995	-49.60	-13	Pass
1850	1865	0.003	/	/	/	/	/	/

Band2_15MHz_QPSK_LCH_1857.5MHz_RB_1_0_NTNV

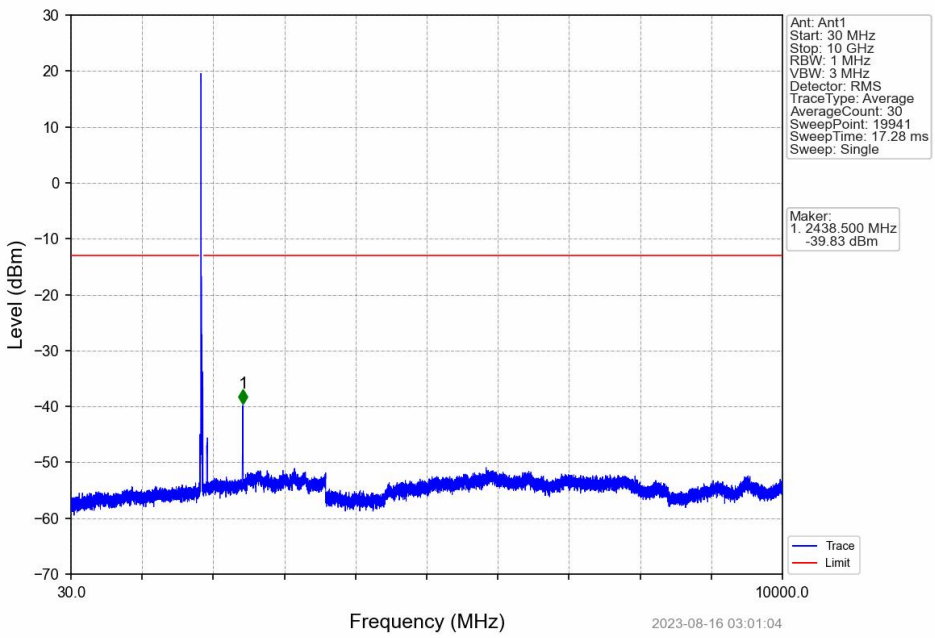

Band2_15MHz_QPSK_LCH_1857.5MHz_RB_1_0_NTNV

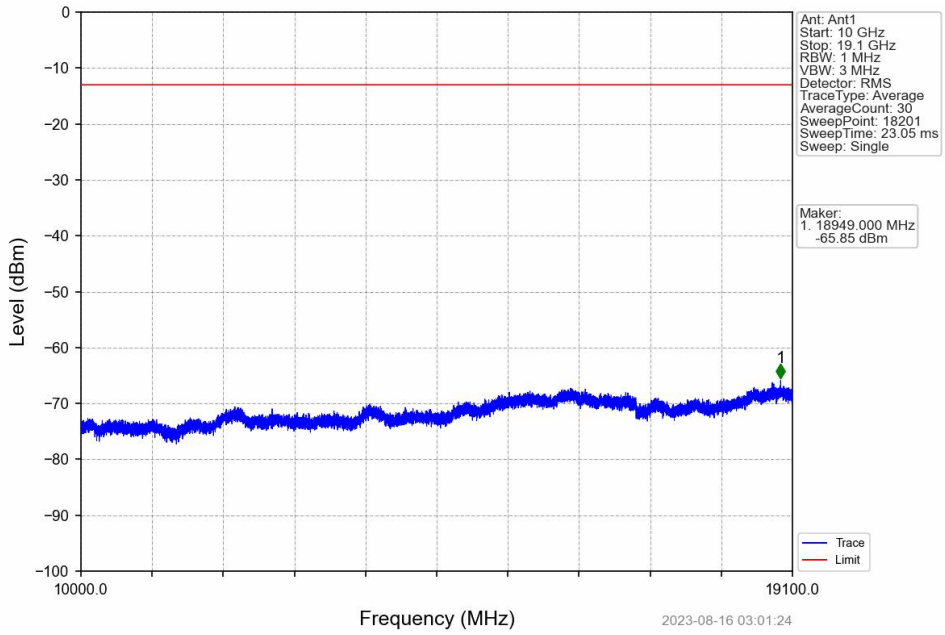

Band2_15MHz_QPSK_LCH_1857.5MHz_RB_75_0_NTNV

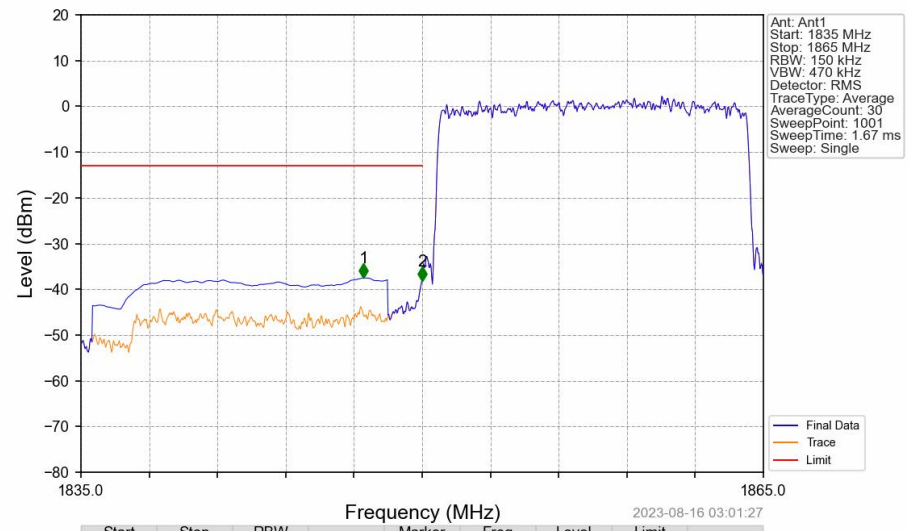

Start (MHz)	Stop (MHz)	RBW (MHz)	Method	Marker No.	Freq (MHz)	Level (dBm)	Limit (dBm)	Result
1835	1849	1	CHP	1	1847.420	-37.51	-13	Pass
1849	1850	0.15	/	2	1850.000	-38.27	-13	Pass
1850	1865	0.15	/	/	/	/	/	/

Band2_15MHz_QPSK_MCH_1880MHz_RB_1_0_NTNV

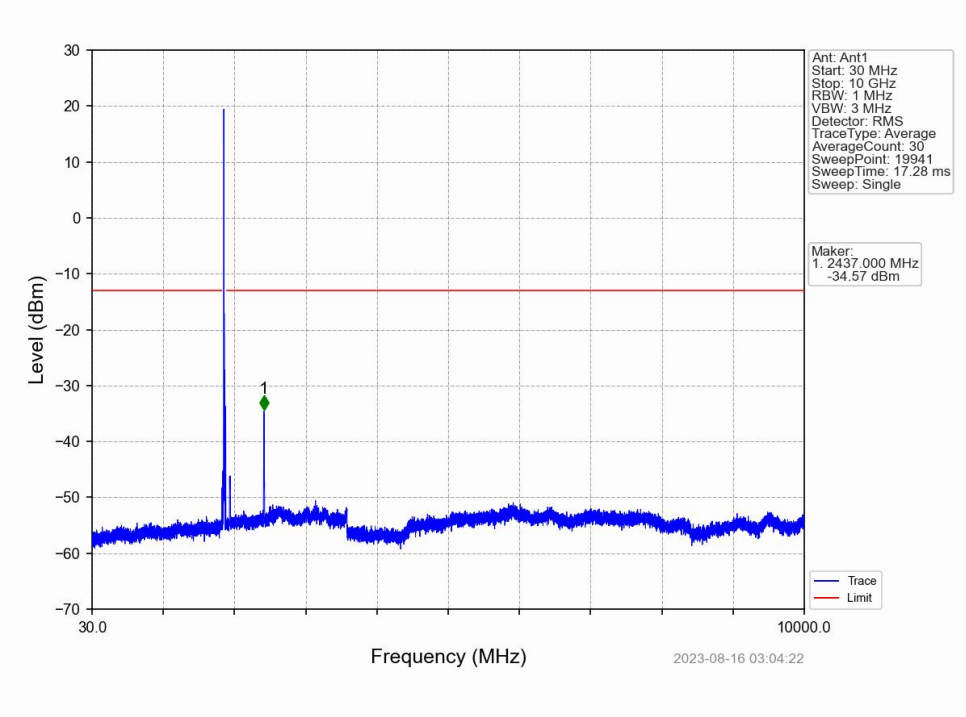

Band2_15MHz_QPSK_MCH_1880MHz_RB_1_0_NTNV

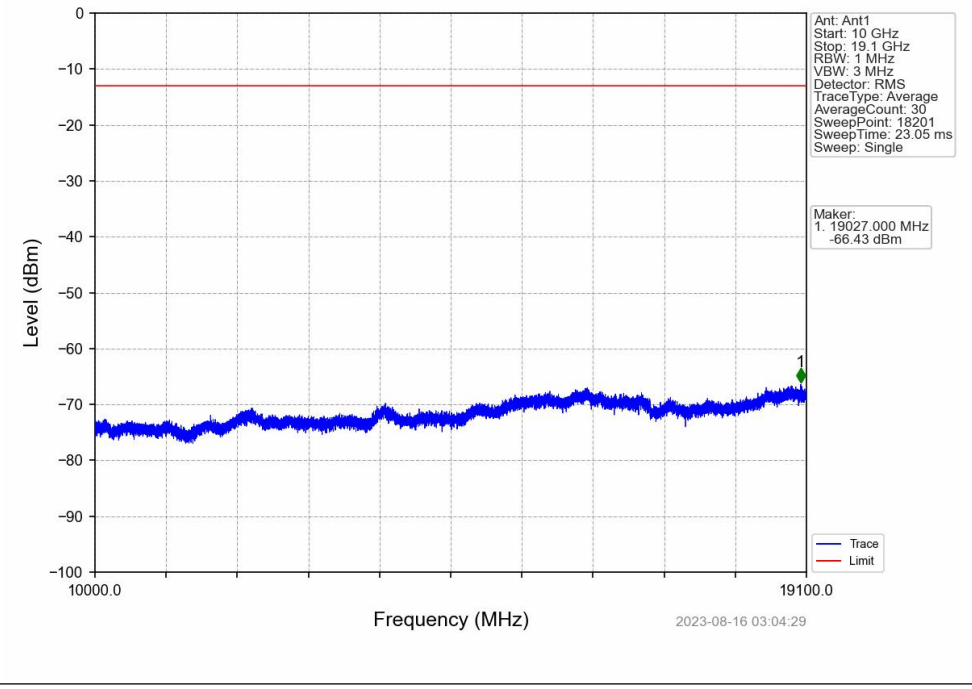

Band2_15MHz_QPSK_HCH_1902.5MHz_RB_1_0_NTNV

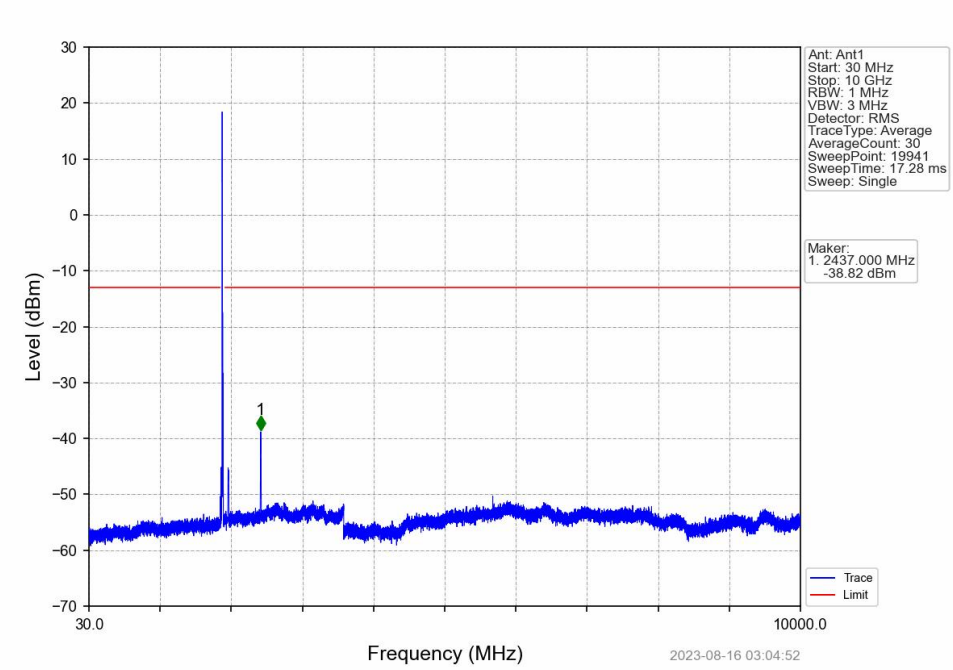

Band2_15MHz_QPSK_HCH_1902.5MHz_RB_1_0_NTNV

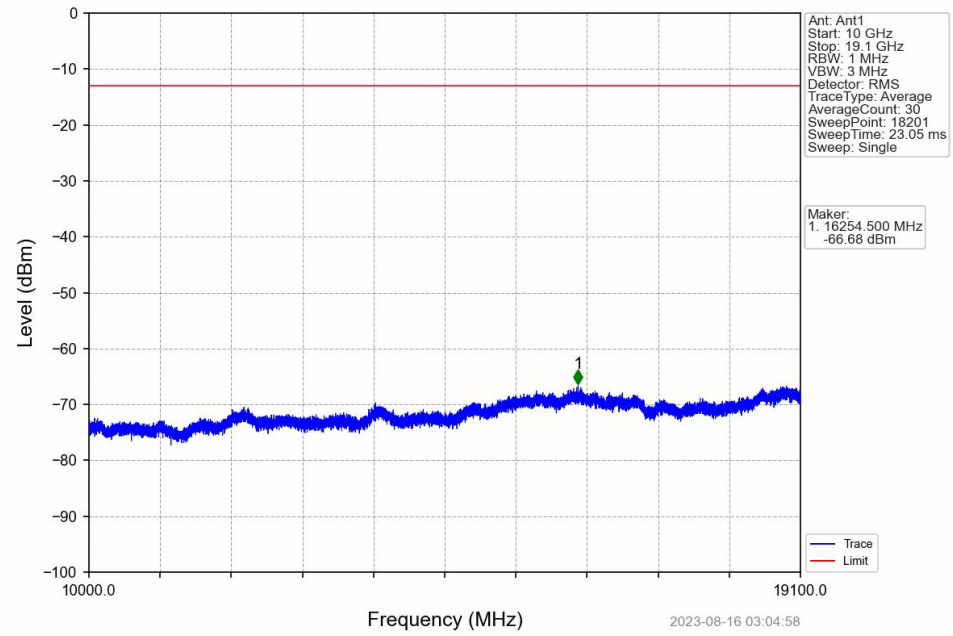

Band2_15MHz_QPSK_HCH_1902.5MHz_RB_1_74_NTNV

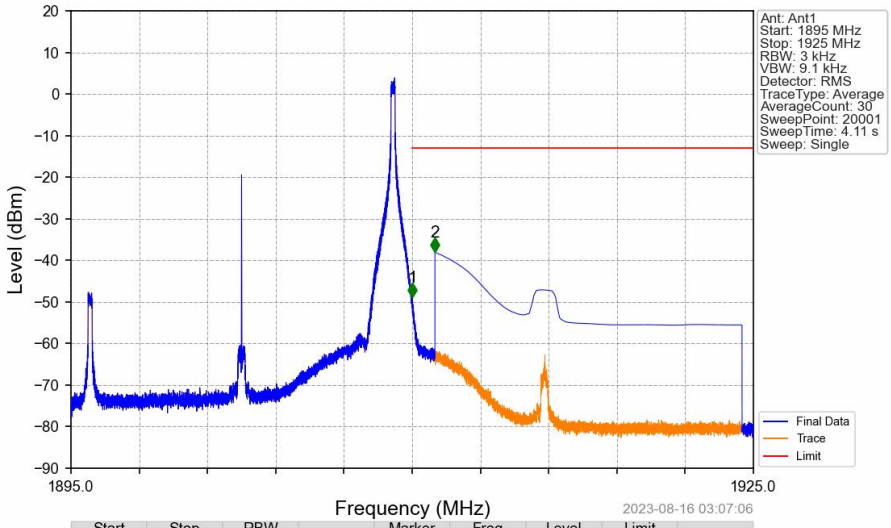

Start (MHz)	Stop (MHz)	RBW (MHz)	Method	Marker No.	Freq (MHz)	Level (dBm)	Limit (dBm)	Result
1895	1910	0.003	/	/	/	/	/	/
1910	1911	0.003	/	1	1910.003	-48.91	-13	Pass
1911	1925	1	CHP	2	1911.001	-38.06	-13	Pass

Band2_15MHz_QPSK_HCH_1902.5MHz_RB_75_0_NTNV

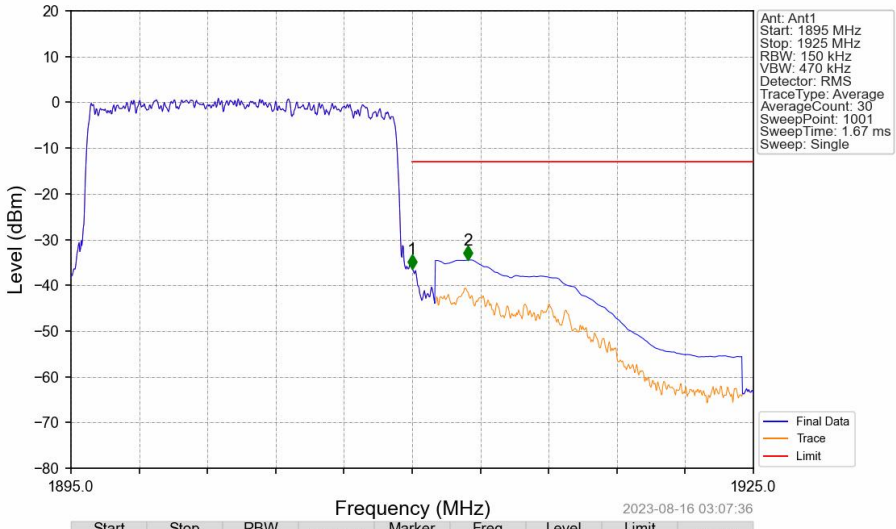

Start (MHz)	Stop (MHz)	RBW (MHz)	Method	Marker No.	Freq (MHz)	Level (dBm)	Limit (dBm)	Result
1895	1910	0.15	/	/	/	/	/	/
1910	1911	0.15	/	1	1910.000	-36.47	-13	Pass
1911	1925	1	CHP	2	1912.460	-34.48	-13	Pass

Band2_15MHz_16QAM_LCH_1857.5MHz_RB_1_0_NTNV

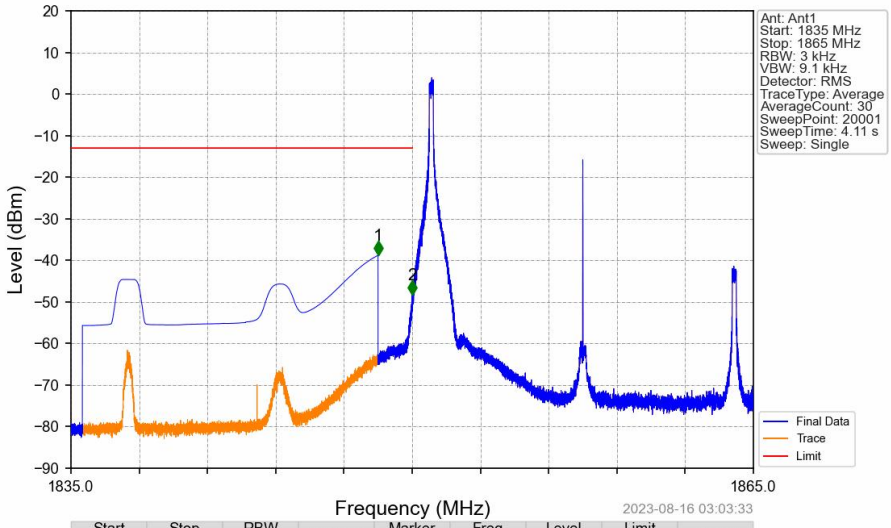

Start (MHz)	Stop (MHz)	RBW (MHz)	Method	Marker No.	Freq (MHz)	Level (dBm)	Limit (dBm)	Result
1835	1849	1	CHP	1	1848.495	-38.81	-13	Pass
1849	1850	0.003	/	2	1849.995	-48.37	-13	Pass
1850	1865	0.003	/	/	/	/	/	/

Band2_15MHz_16QAM_LCH_1857.5MHz_RB_1_0_NTNV

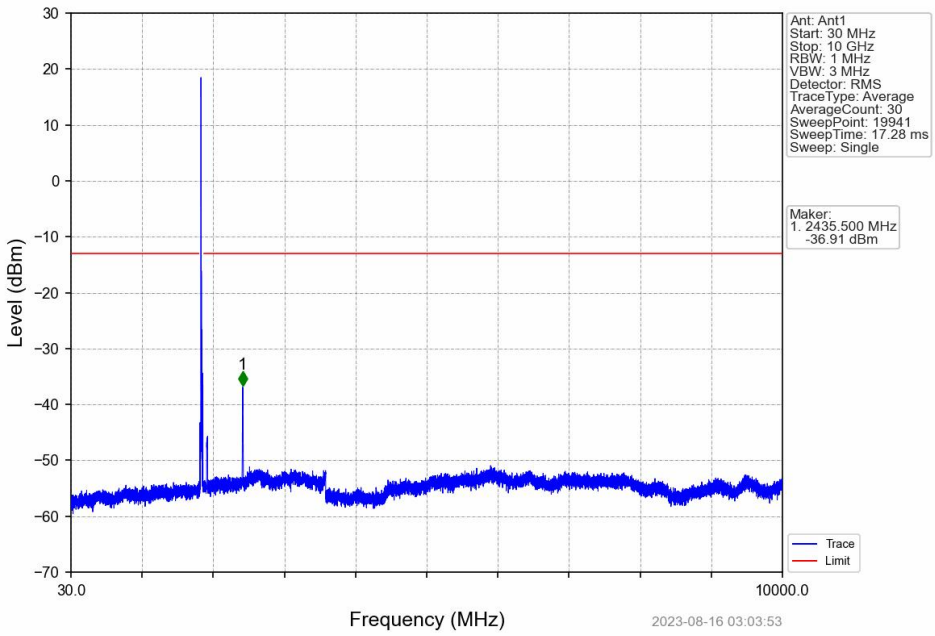

Band2_15MHz_16QAM_LCH_1857.5MHz_RB_1_0_NTNV

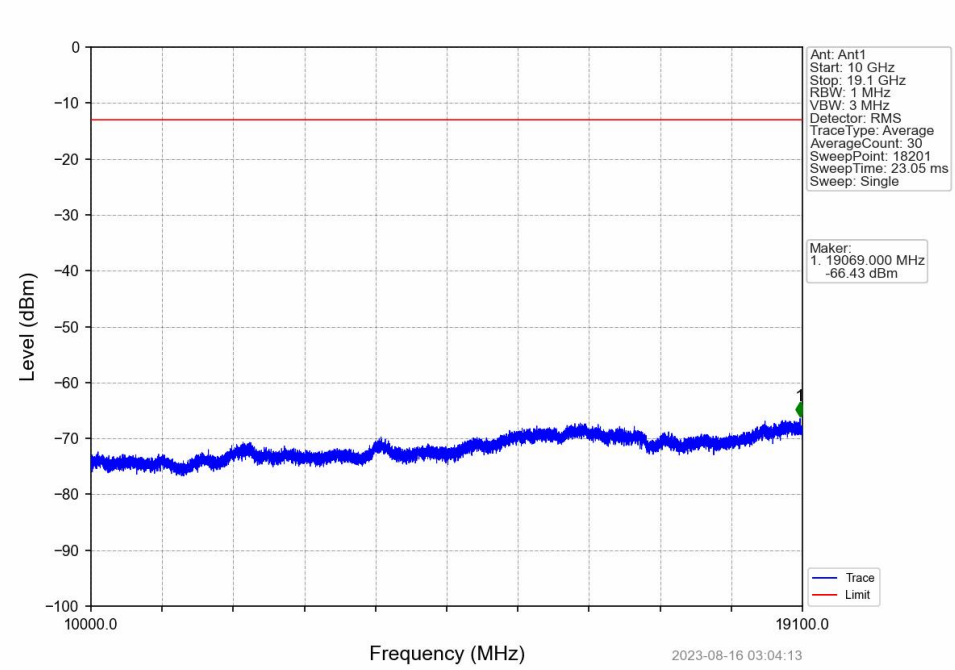

Band2_15MHz_16QAM_MCH_1880MHz_RB_1_0_NTNV

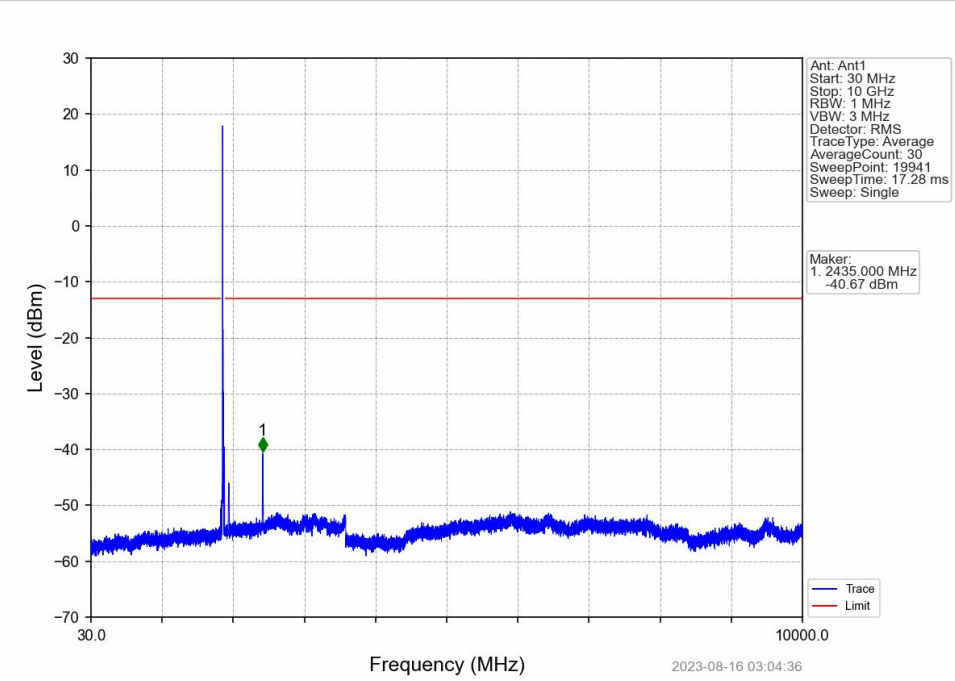

Band2_15MHz_16QAM_MCH_1880MHz_RB_1_0_NTNV

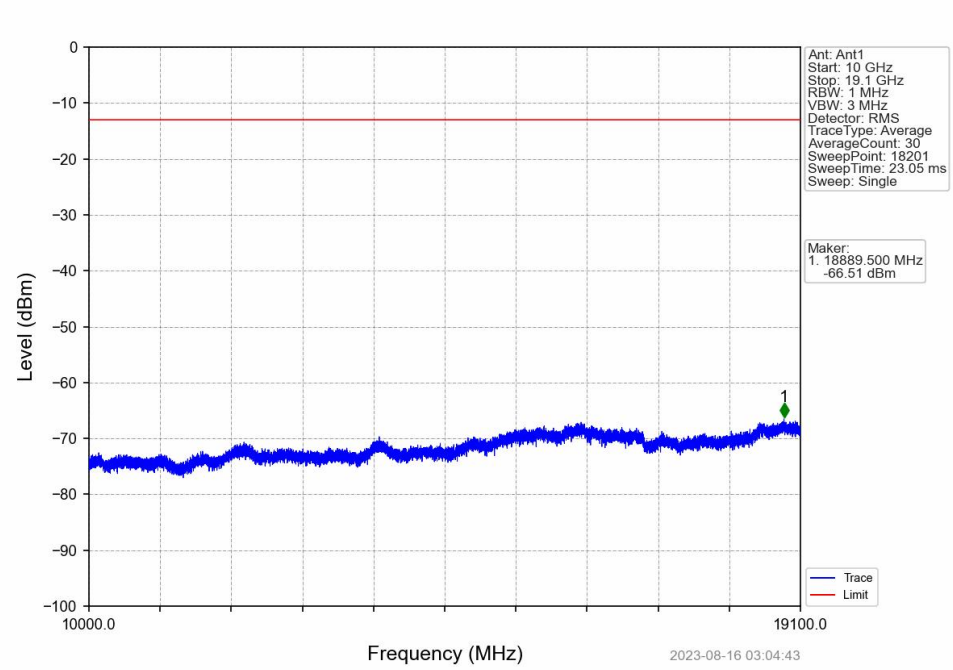

Band2_15MHz_16QAM_HCH_1902.5MHz_RB_1_0_NTNV

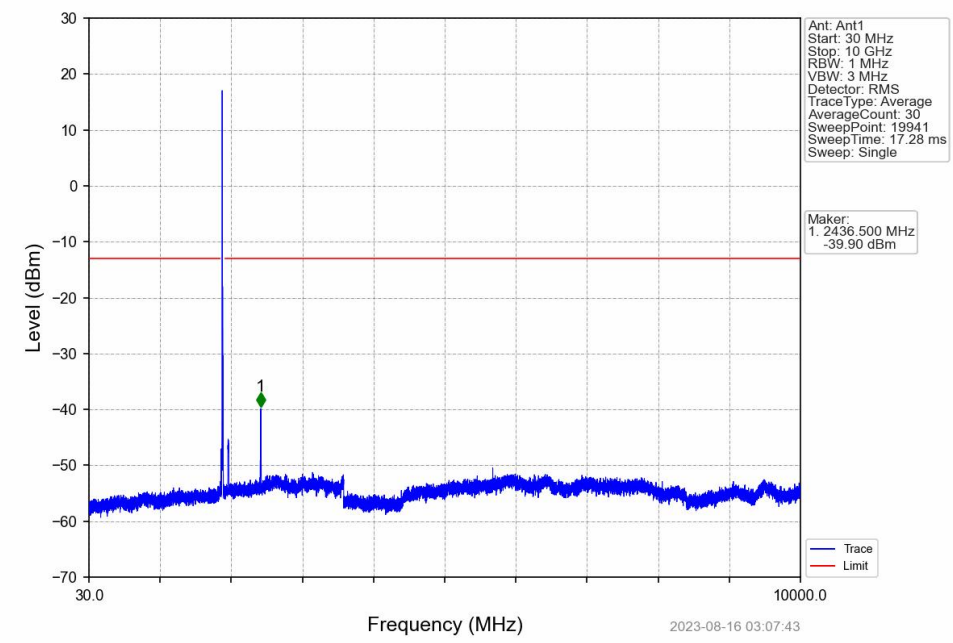

Band2_15MHz_16QAM_HCH_1902.5MHz_RB_1_0_NTNV

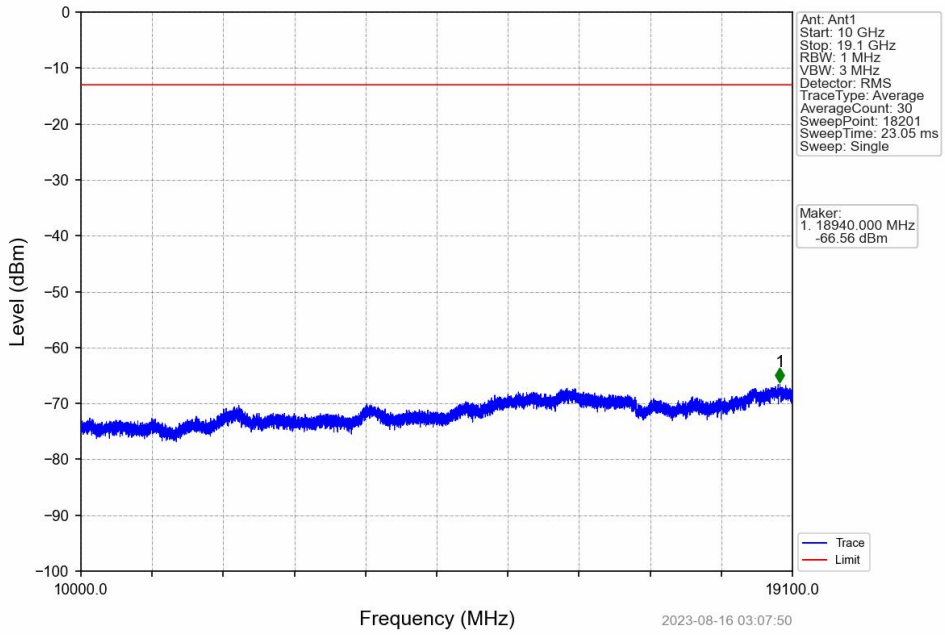

Band2_15MHz_16QAM_HCH_1902.5MHz_RB_1_74_NTNV

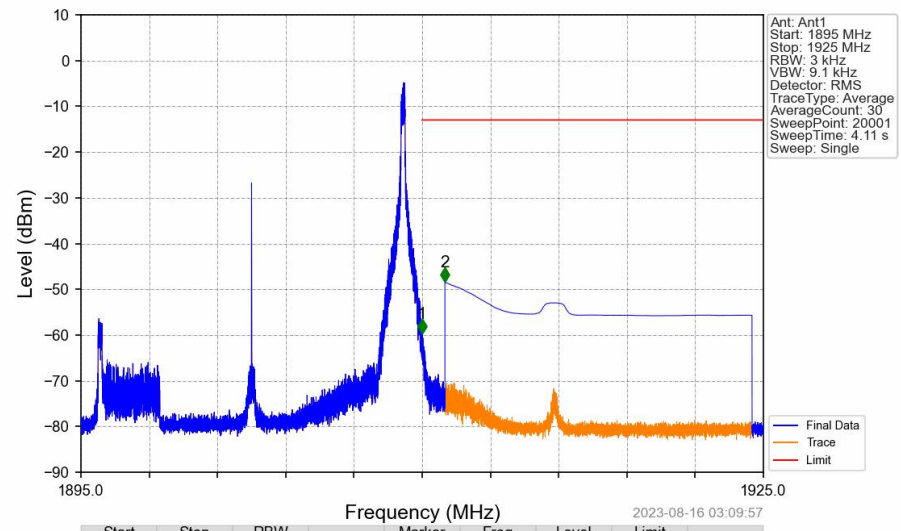

Start (MHz)	Stop (MHz)	RBW (MHz)	Method	Marker No.	Freq (MHz)	Level (dBm)	Limit (dBm)	Result
1895	1910	0.003	/	/	/	/	/	/
1910	1911	0.003	/	1	1910.002	-59.68	-13	Pass
1911	1925	1	CHP	2	1911.001	-48.45	-13	Pass

6.6 B2_20MHz

6.6.1 Test Result

Band: 2 / Bandwidth: 20MHz / NTNV						
Modulation	Frequency (MHz)	RB Allocation		Spurious Emission		Verdict
		Size	Offset	Result	Limit	
QPSK	1860	1	0	Refer To Test Graph		Pass
		100	0	Refer To Test Graph		Pass
	1880	1	0	Refer To Test Graph		Pass
	1900	1	0	Refer To Test Graph		Pass
			99	Refer To Test Graph		Pass
		100	0	Refer To Test Graph		Pass
16QAM	1860	1	0	Refer To Test Graph		Pass
	1880	1	0	Refer To Test Graph		Pass
	1900	1	0	Refer To Test Graph		Pass
			99	Refer To Test Graph		Pass

6.6.2 Test Graph

Band2_20MHz_QPSK_LCH_1860MHz_RB_1_0_NTNV

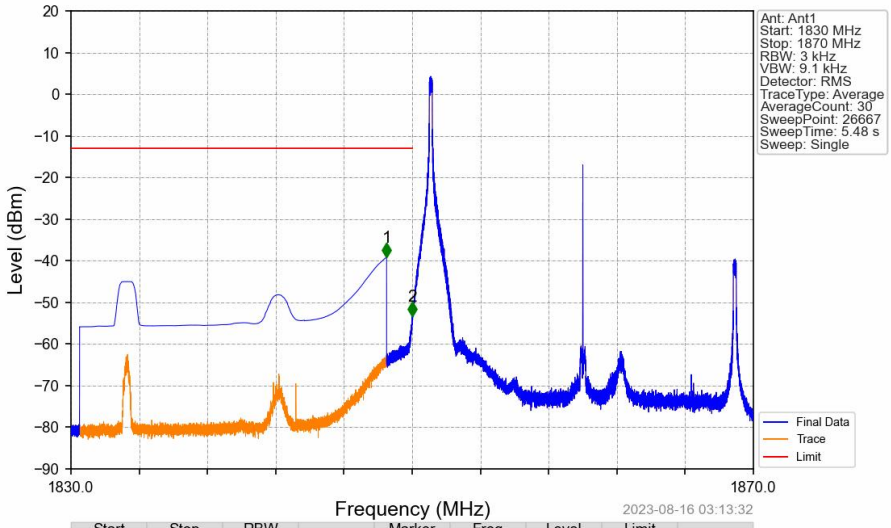

Start (MHz)	Stop (MHz)	RBW (MHz)	Method	Marker No.	Freq (MHz)	Level (dBm)	Limit (dBm)	Result
1830	1849	1	CHP	1	1848.497	-39.15	-13	Pass
1849	1850	0.003	/	2	1849.997	-53.35	-13	Pass
1850	1870	0.003	/	/	/	/	/	/

Band2_20MHz_QPSK_LCH_1860MHz_RB_1_0_NTNV

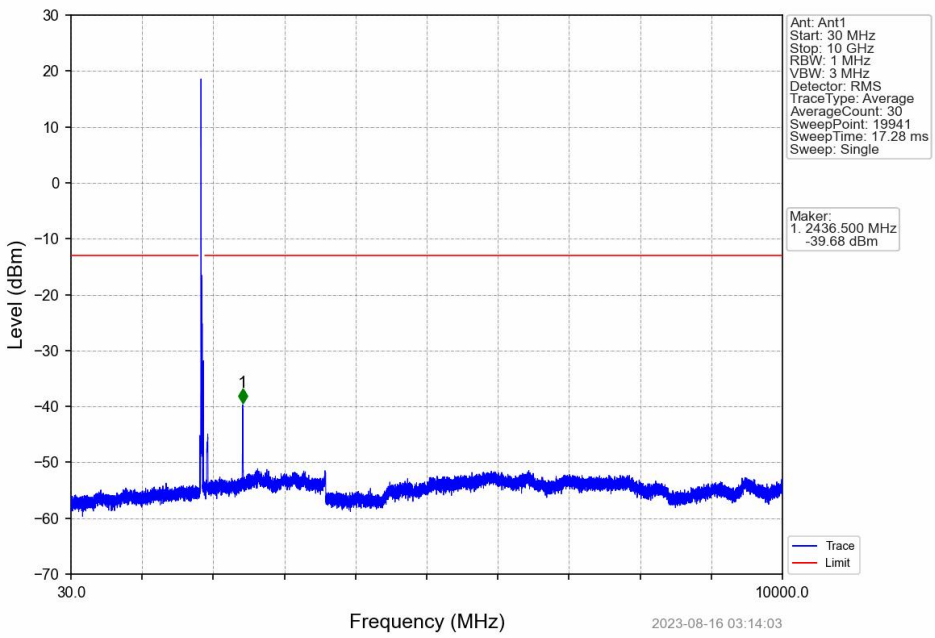

Band2_20MHz_QPSK_LCH_1860MHz_RB_1_0_NTNV

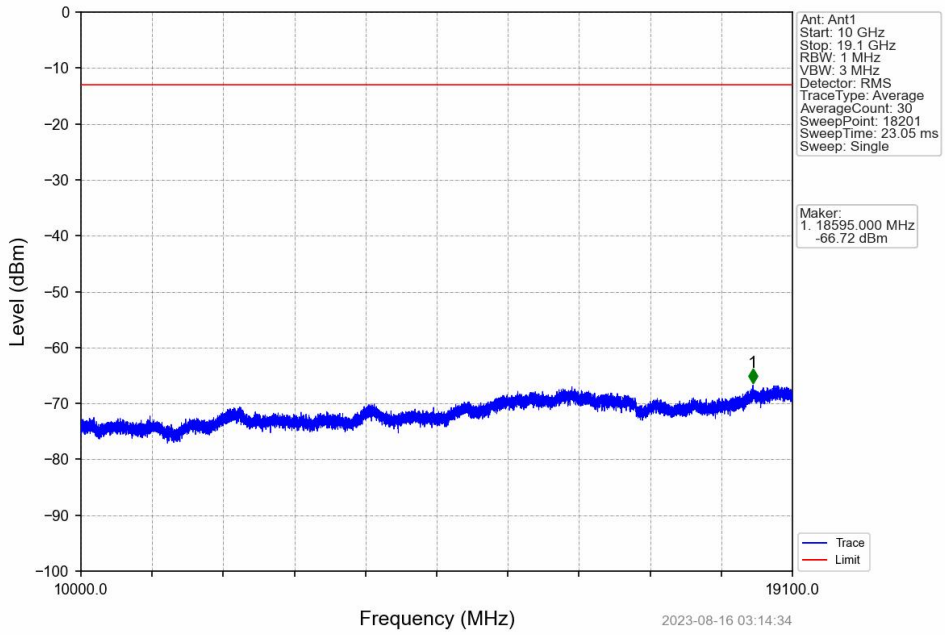

Band2_20MHz_QPSK_LCH_1860MHz_RB_100_0_NTNV

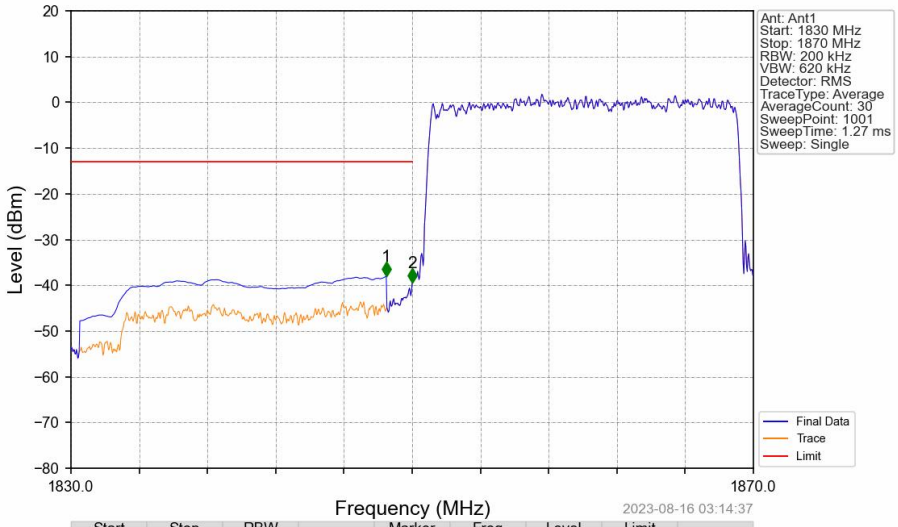

Start (MHz)	Stop (MHz)	RBW (MHz)	Method	Marker No.	Freq (MHz)	Level (dBm)	Limit (dBm)	Result
1830	1849	1	CHP	1	1848.480	-38.03	-13	Pass
1849	1850	0.2	/	2	1850.000	-39.38	-13	Pass
1850	1870	0.2	/	/	/	/	/	/

Band2_20MHz_QPSK_MCH_1880MHz_RB_1_0_NTNV

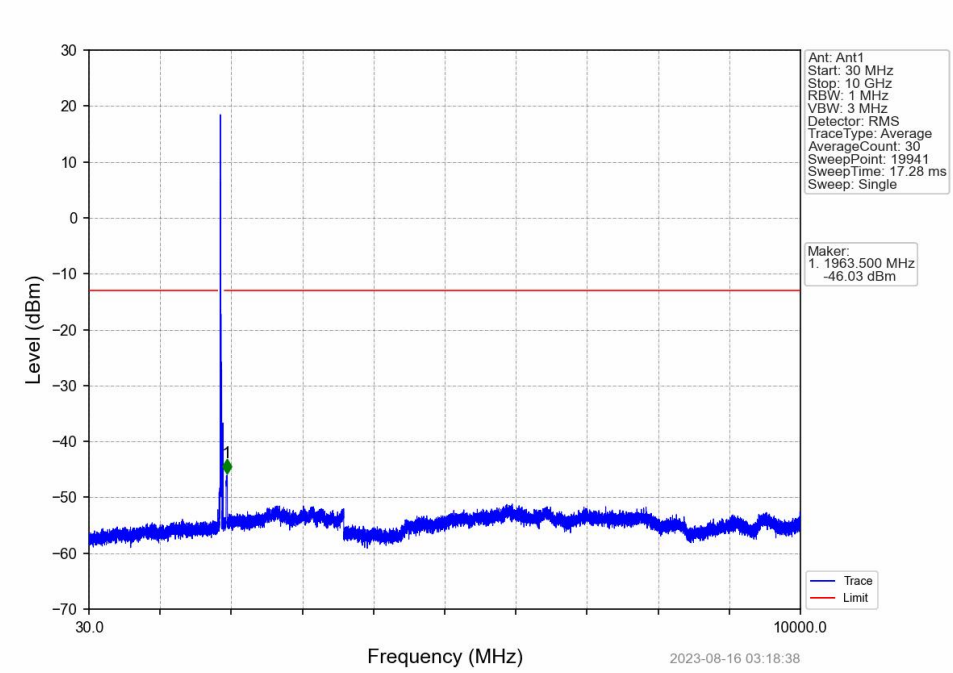

Band2_20MHz_QPSK_MCH_1880MHz_RB_1_0_NTNV

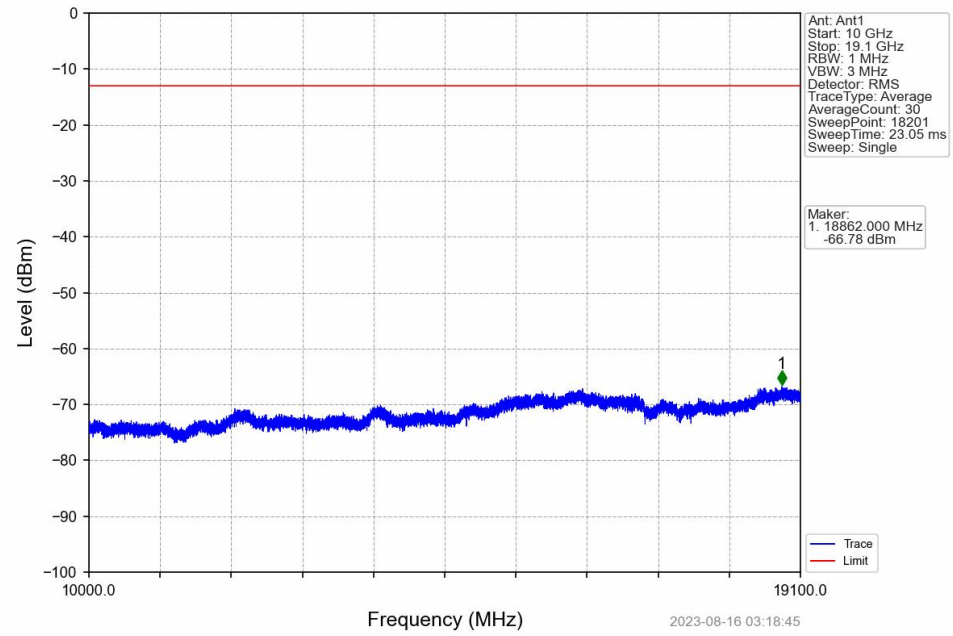

Band2_20MHz_QPSK_HCH_1900MHz_RB_1_0_NTNV

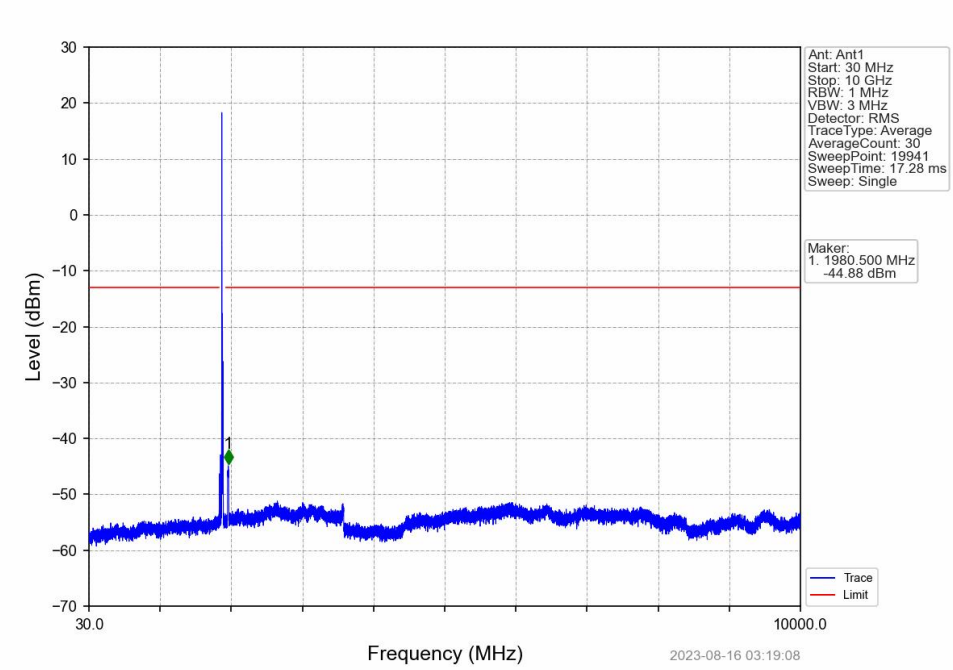

Band2_20MHz_QPSK_HCH_1900MHz_RB_1_0_NTNV

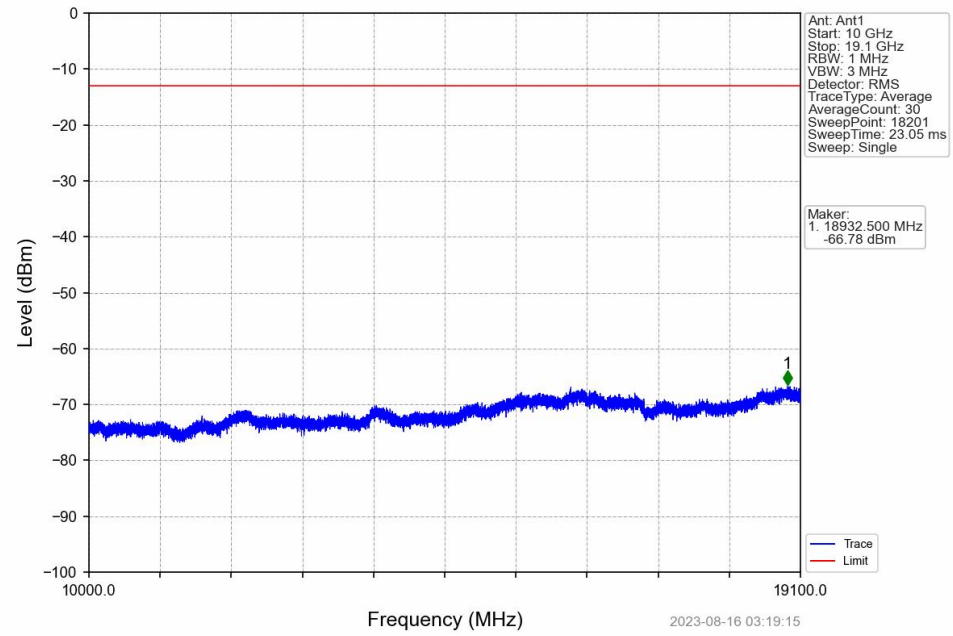

Band2_20MHz_QPSK_HCH_1900MHz_RB_1_99_NTNV

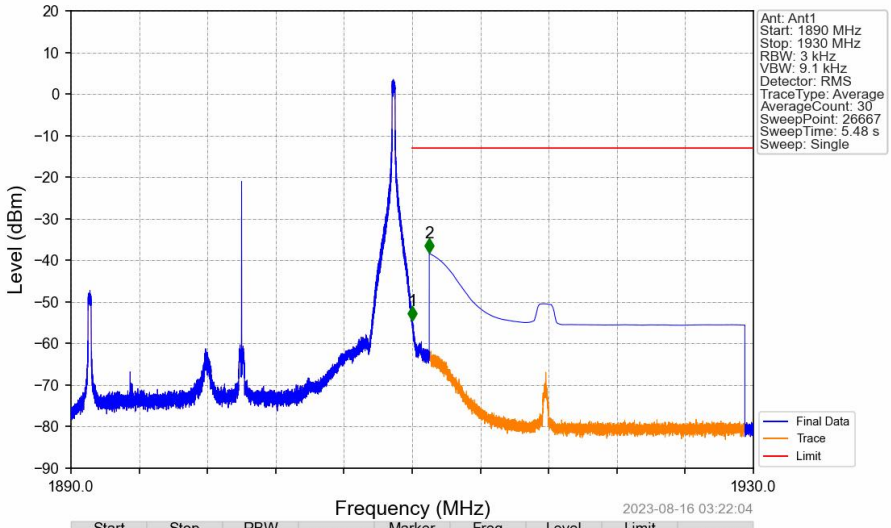

Start (MHz)	Stop (MHz)	RBW (MHz)	Method	Marker No.	Freq (MHz)	Level (dBm)	Limit (dBm)	Result
1890	1910	0.003	/	/	/	/	/	/
1910	1911	0.003	/	1	1910.005	-54.49	-13	Pass
1911	1930	1	CHP	2	1911.001	-38.25	-13	Pass

Band2_20MHz_QPSK_HCH_1900MHz_RB_100_0_NTNV

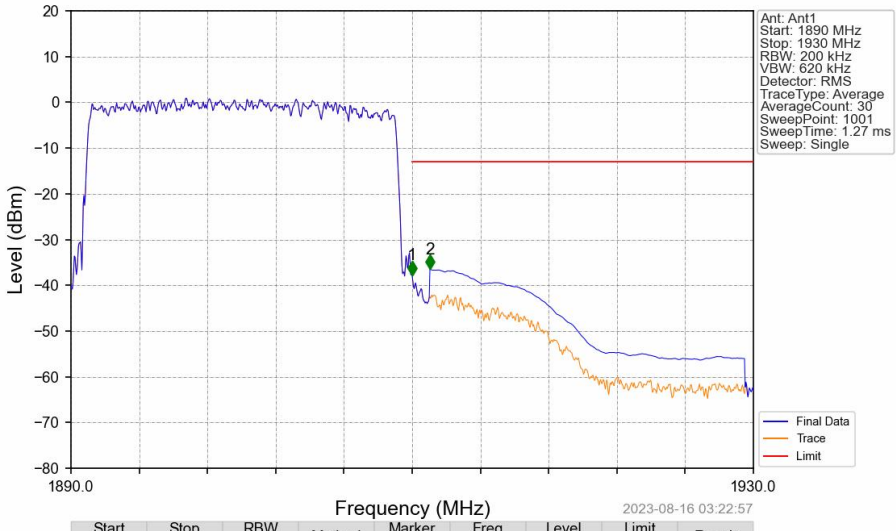

Start (MHz)	Stop (MHz)	RBW (MHz)	Method	Marker No.	Freq (MHz)	Level (dBm)	Limit (dBm)	Result
1890	1910	0.2	/	/	/	/	/	/
1910	1911	0.2	/	1	1910.000	-37.79	-13	Pass
1911	1930	1	CHP	2	1911.040	-36.42	-13	Pass

Band2_20MHz_16QAM_LCH_1860MHz_RB_1_0_NTNV

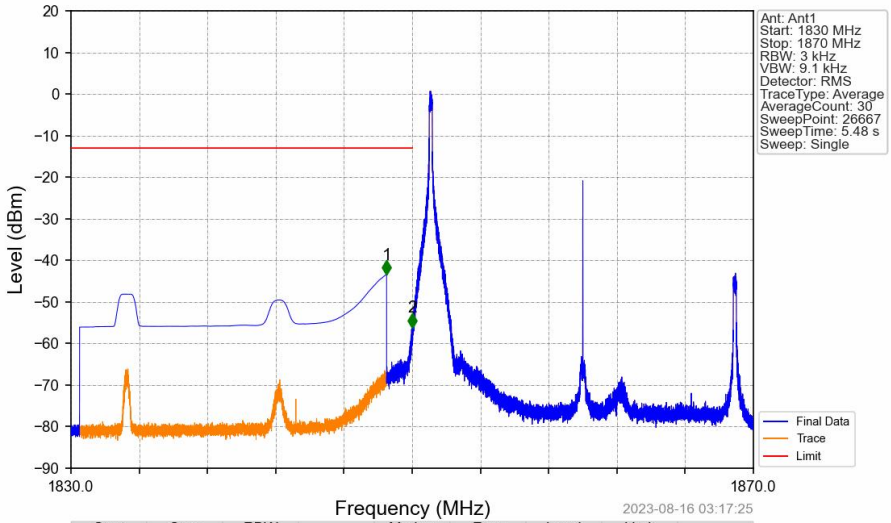

Start (MHz)	Stop (MHz)	RBW (MHz)	Method	Marker No.	Freq (MHz)	Level (dBm)	Limit (dBm)	Result
1830	1849	1	CHP	1	1848.500	-43.39	-13	Pass
1849	1850	0.003	/	2	1849.993	-56.14	-13	Pass
1850	1870	0.003	/	/	/	/	/	/
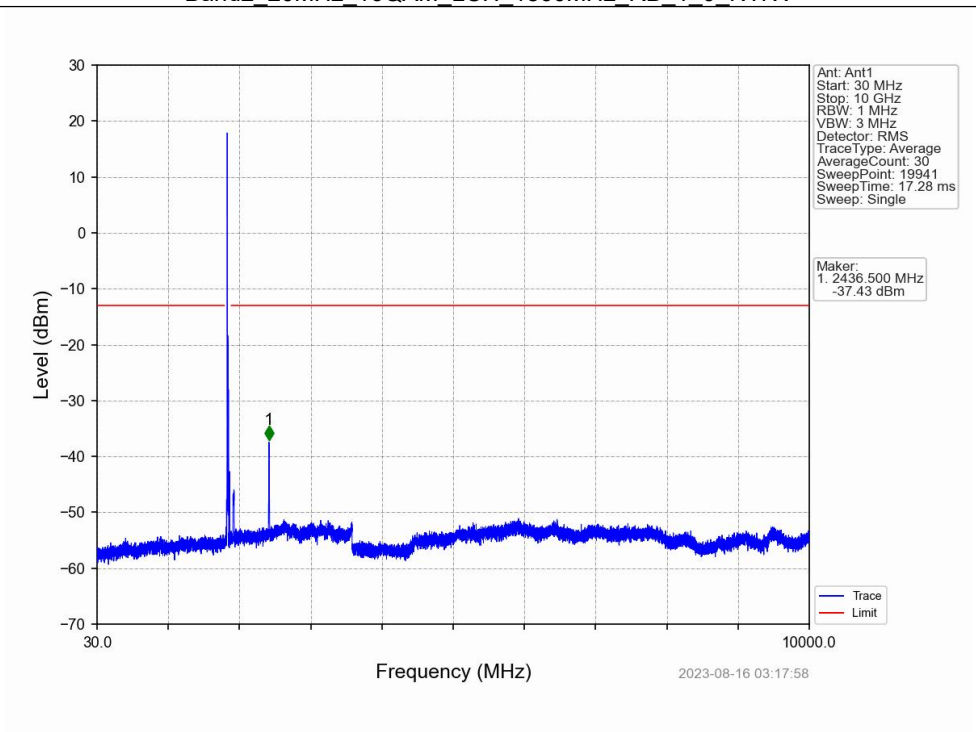
Band2_20MHz_16QAM_LCH_1860MHz_RB_1_0_NTNV