Appendix Test Data

Report No.:	18220WC30146801	Test Sample No.:	1-2-2
Start Test Date:	2023.07.19	Finish Test Date:	2023.07.25
Test Engineer:	Hayman Chen	Auditor:	Rick Luo
Temperature:	25.4℃	Relative Humidity:	47%
Pressure:	1012 hPa		

Appendix A: 20dB Emission Bandwidth

Test Result

TestMode	Antenna	Frequency[MHz]	20db EBW[MHz]	FL[MHz]	FH[MHz]	Limit[MHz]	Verdict
DH5	Ant1	2402	1.011	2401.481	2402.492	---	---
		2441	1.038	2440.463	2441.501	---	---
		2480	0.978	2479.517	2480.495	---	---
2DH5	Ant1	2402	1.320	2401.337	2402.657	---	---
		2441	1.317	2440.340	2441.657	---	---
		2480	1.311	2479.346	2480.657	---	---

Test Graphs

DH5_Ant1_2402

DH5_Ant1_2441

DH5_Ant1_2480

2DH5_Ant1_2402

2DH5_Ant1_2441

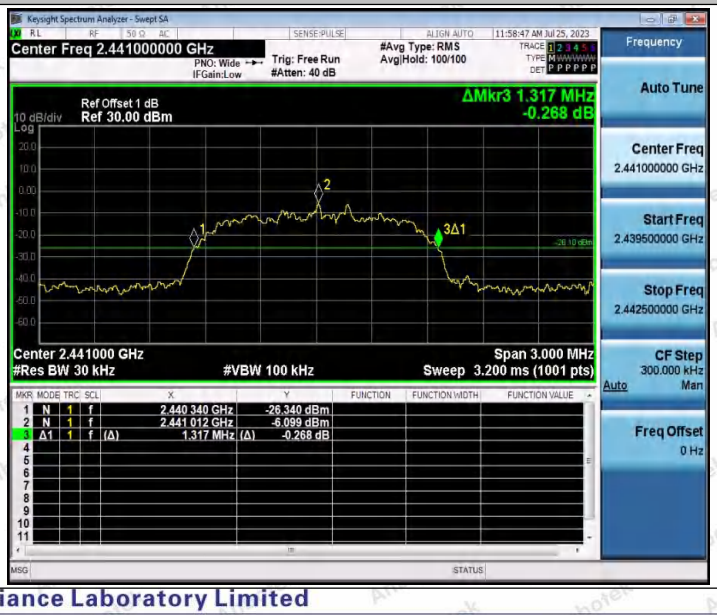

2DH5_Ant1_2480

Appendix B: Occupied Channel Bandwidth

Test Result

TestMode	Antenna	Frequency[MHz]	OCB [MHz]	FL[MHz]	FH[MHz]	Limit[MHz]	Verdict
DH5	Ant1	2402	0.90140	2401.5574	2402.4588	---	---
		2441	0.90810	2440.5517	2441.4598	---	---
		2480	0.90440	2479.5503	2480.4547	---	---
2DH5	Ant1	2402	1.1878	2401.4088	2402.5966	---	---
		2441	1.1934	2440.4055	2441.5989	---	---
		2480	1.2091	2479.3966	2480.6057	---	---

Test Graphs

DH5_Ant1_2402

DH5_Ant1_2441

DH5_Ant1_2480

2DH5_Ant1_2402

2DH5_Ant1_2441

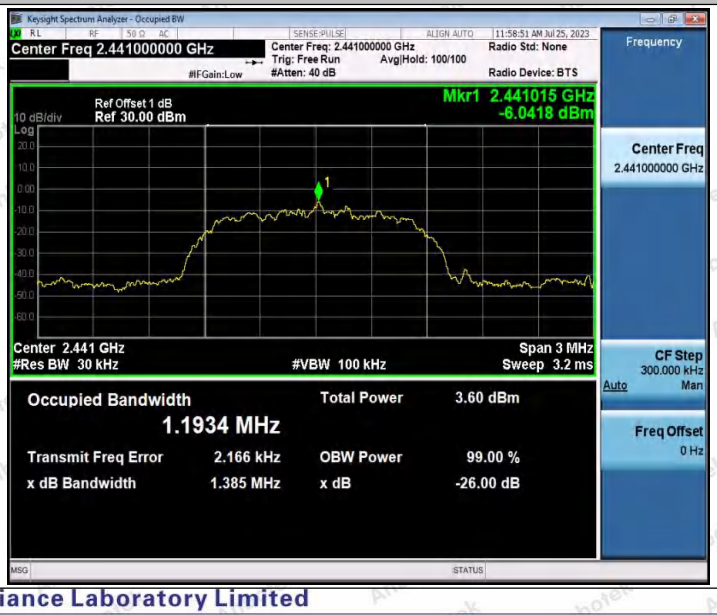

2DH5_Ant1_2480

Appendix C: Maximum conducted output power

Test Result Peak

Test Mode	Antenna	Frequency[MHz]	Conducted Peak Power[dBm]	Conducted Limit[dBm]	Verdict
DH5	Ant1	2402	-0.36	≤20.97	PASS
		2441	-0.8	≤20.97	PASS
		2480	-1.56	≤20.97	PASS
2DH5	Ant1	2402	-1.16	≤20.97	PASS
		2441	-1.56	≤20.97	PASS
		2480	-2.02	≤20.97	PASS

Test Graphs

DH5_Ant1_2402

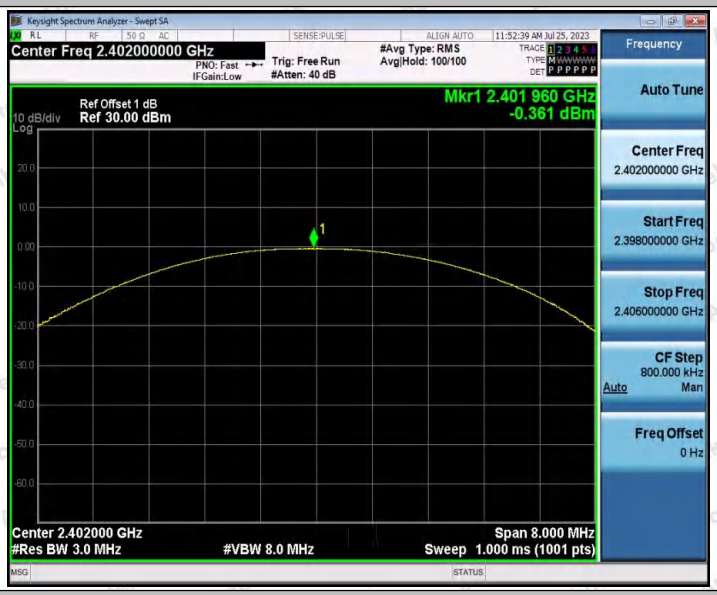

DH5_Ant1_2441

DH5_Ant1_2480

2DH5_Ant1_2402

2DH5_Ant1_2441

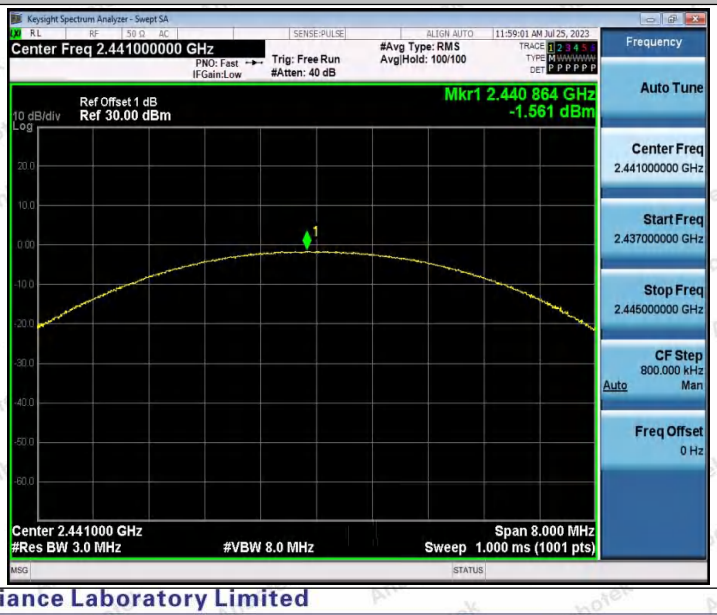

2DH5_Ant1_2480

Appendix D: Carrier frequency separation

Test Result

TestMode	Antenna	Frequency[MHz]	Result[MHz]	Limit[MHz]	Verdict
DH5	Ant1	Hop	0.988	≥0.692	PASS
2DH5	Ant1	Hop	1.01	≥0.880	PASS

Test Graphs

DH5_Ant1_Hop

2DH5_Ant1_Hop

Appendix E: Time of occupancy

Test Result

TestMode	Antenna	Frequency[MHz]	BurstWidth [ms]	TotalHops [Num]	Result[s]	Limit[s]	Verdict
DH1	Ant1	Hop	0.372	313	0.116	≤0.4	PASS
DH3	Ant1	Hop	1.628	159	0.259	≤0.4	PASS
DH5	Ant1	Hop	2.877	103	0.296	≤0.4	PASS
2DH1	Ant1	Hop	0.379	313	0.119	≤0.4	PASS
2DH3	Ant1	Hop	1.633	158	0.258	≤0.4	PASS
2DH5	Ant1	Hop	2.879	117	0.337	≤0.4	PASS

Test Graphs

DH1_Ant1_Hop

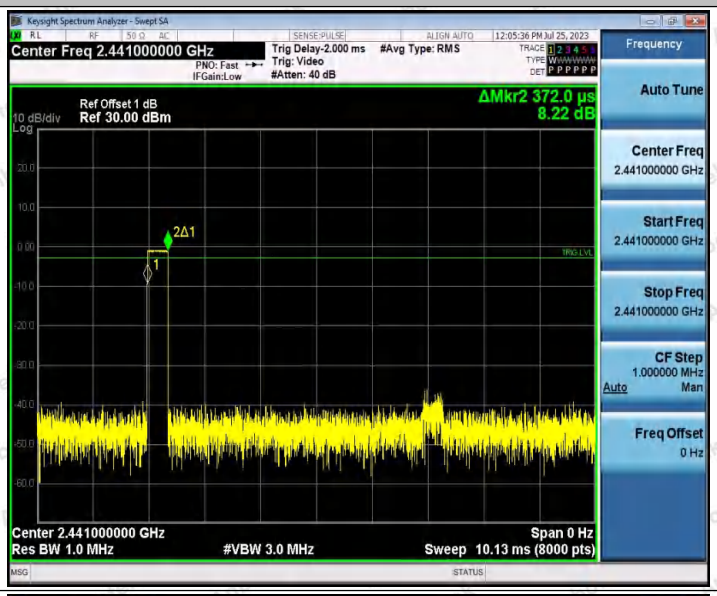

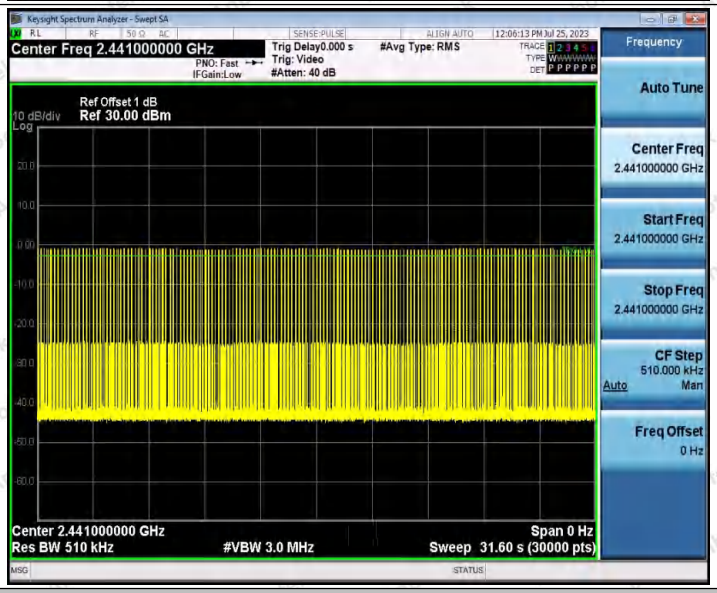

DH3_Ant1_Hop

Keysight Spectrum Analyzer - Swept SA
Center Freq 2.441000000 GHz
Trig Delay-2.000 ms
#Avg Type: RMS
Trig: Video
#Atten: 40 dB
PNO: Fast
IFGain:Low
Ref Offset 1 dB
10 dB/div
Ref 30.00 dBm
ΔMkr2 1.628 ms
4.37 dB
2Δ1
Center 2.441000000 GHz
Res BW 1.0 MHz
#VBW 3.0 MHz
Span 0 Hz
Sweep 10.13 ms (8000 pts)
Frequency
Auto Tune
Center Freq
2.441000000 GHz
Start Freq
2.441000000 GHz
Stop Freq
2.441000000 GHz
CF Step
1.000000 MHz
Auto
Man
Freq Offset
0 Hz

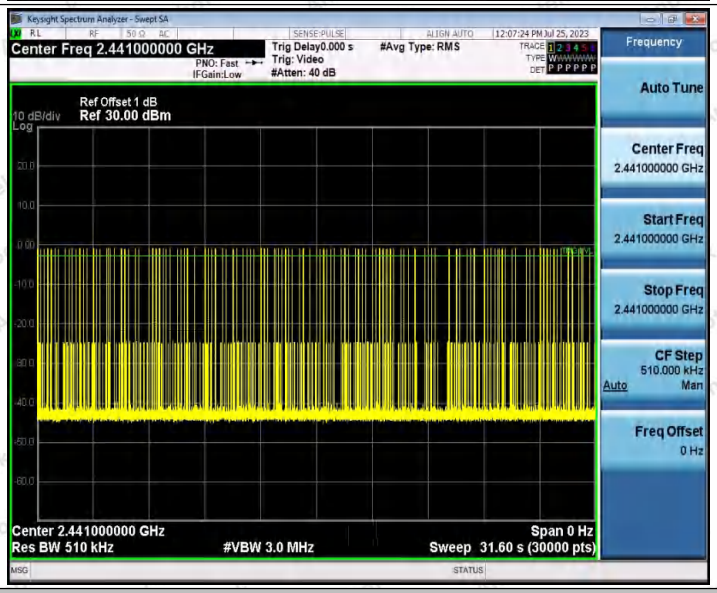
Keysight Spectrum Analyzer - Swept SA
Center Freq 2.441000000 GHz
Trig Delay0.000 s
#Avg Type: RMS
Trig: Video
#Atten: 40 dB
PNO: Fast
IFGain:Low
Ref Offset 1 dB
10 dB/div
Ref 30.00 dBm
Center 2.441000000 GHz
Res BW 510 kHz
#VBW 3.0 MHz
Span 0 Hz
Sweep 31.60 s (30000 pts)
Frequency
Auto Tune
Center Freq
2.441000000 GHz
Start Freq
2.441000000 GHz
Stop Freq
2.441000000 GHz
CF Step
510.000 kHz
Auto
Man
Freq Offset
0 Hz

DH5_Ant1_Hop

Keysight Spectrum Analyzer - Swept SA
Center Freq 2.441000000 GHz
Trig Delay-2.000 ms
#Avg Type: RMS
Trig: Video
#Atten: 40 dB
PNO: Fast
IFGain:Low
Ref Offset 1 dB
10 dB/div
Ref 30.00 dBm
ΔMkr2 2.877 ms
4.64 dB
2Δ1
Center 2.441000000 GHz
Res BW 1.0 MHz
#VBW 3.0 MHz
Span 0 Hz
Sweep 10.13 ms (8000 pts)
Frequency
Auto Tune
Center Freq
2.441000000 GHz
Start Freq
2.441000000 GHz
Stop Freq
2.441000000 GHz
CF Step
1.000000 MHz
Auto
Man
Freq Offset
0 Hz

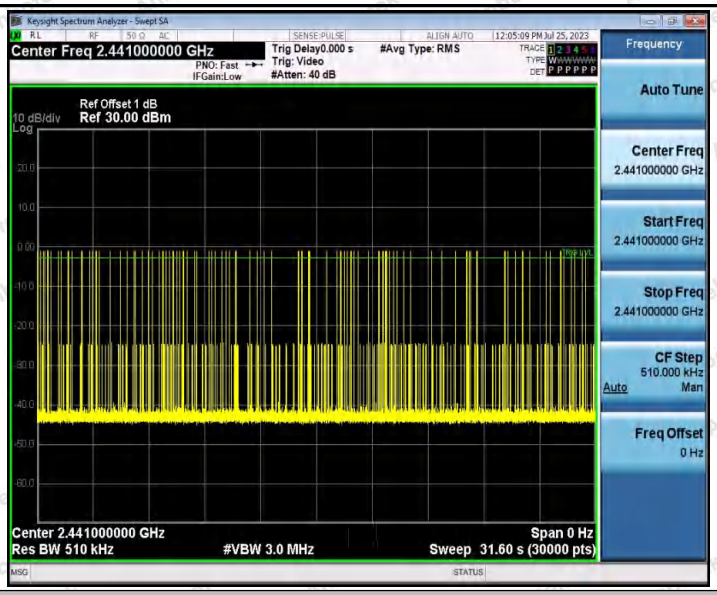

2DH1_Ant1_Hop

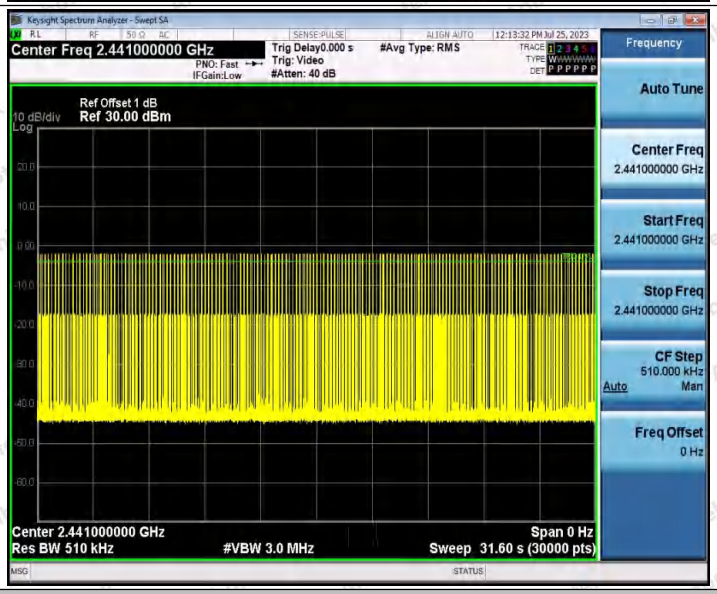

2DH3_Ant1_Hop

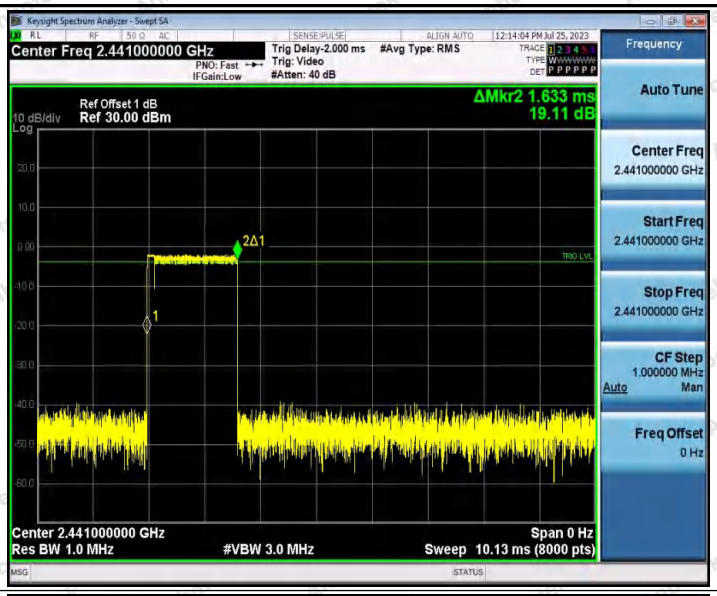

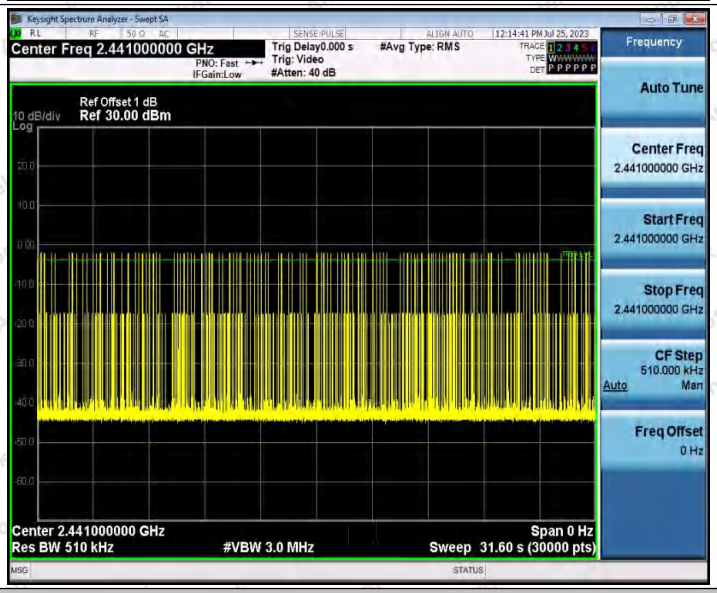

2DH5_Ant1_Hop

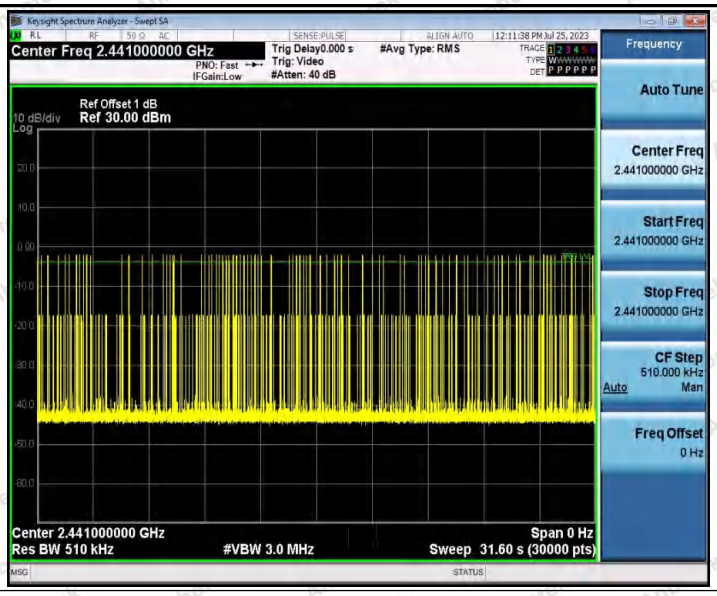
Keysight Spectrum Analyzer - Swept SA
Center Freq 2.441000000 GHz
Trig Delay0.000 s
Trig: Video
#Atten: 40 dB
#Avg Type: RMS
Ref Offset 1 dB
10 dB/div
Ref 30.00 dBm
Log
Center 2.441000000 GHz
Res BW 510 kHz
#VBW 3.0 MHz
Span 0 Hz
Sweep 31.60 s (30000 pts)
Frequency
Auto Tune
Center Freq
2.441000000 GHz
Start Freq
2.441000000 GHz
Stop Freq
2.441000000 GHz
CF Step
510.000 kHz
Auto
Man
Freq Offset
0 Hz

Appendix F: Number of hopping channels

Test Result

TestMode	Antenna	Frequency[MHz]	Result[Num]	Limit[Num]	Verdict
DH5	Ant1	Hop	79	≥15	PASS
2DH5	Ant1	Hop	79	≥15	PASS

Test Graphs

DH5_Ant1_Hop

2DH5_Ant1_Hop

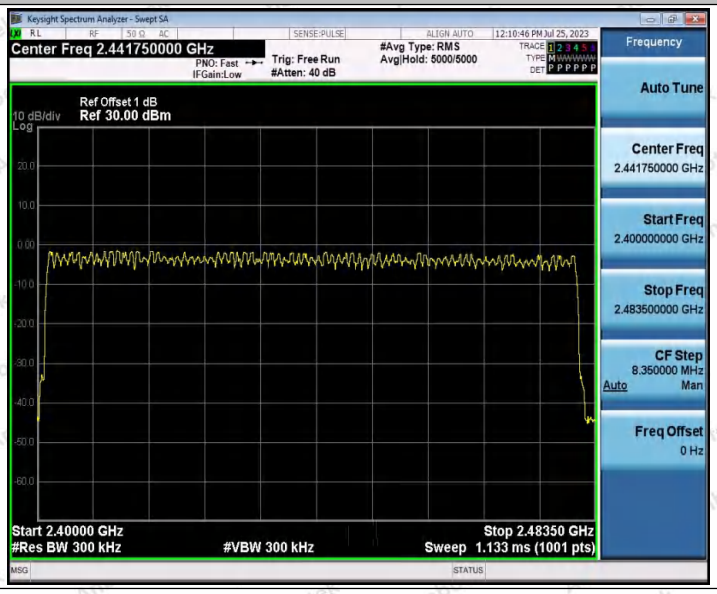

Appendix G: Band edge measurements

Test Result

TestMode	Antenna	ChName	Frequency[MHz]	RefLevel [dBm]	Result [dBm]	Limit [dBm]	Verdict
DH5	Ant1	Low	2402	-0.68	-57.77	≤-20.68	PASS
		High	2480	-1.99	-57.65	≤-21.99	PASS
		Low	Hop_2402	-0.88	-56.15	≤-20.88	PASS
		High	Hop_2480	-1.88	-56.47	≤-21.88	PASS
2DH5	Ant1	Low	2402	-2.57	-57.67	≤-22.57	PASS
		High	2480	-5.97	-57.51	≤-25.97	PASS
		Low	Hop_2402	-4.61	-57.54	≤-24.61	PASS
		High	Hop_2480	-3.33	-57.15	≤-23.33	PASS

Test Graphs

DH5_Ant1_Low_2402

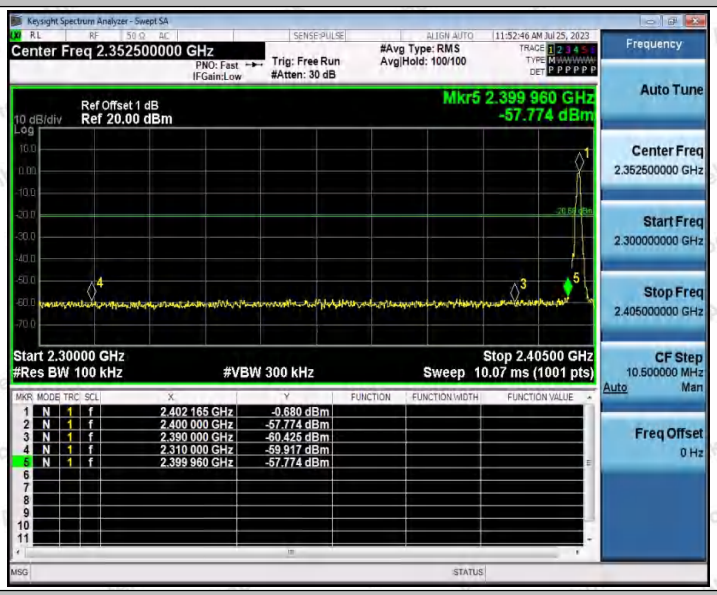

DH5_Ant1_High_2480

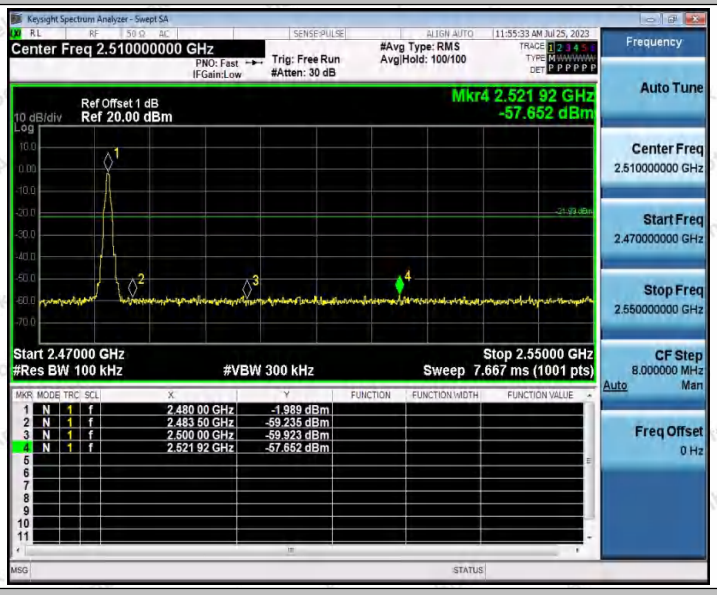

DH5_Ant1_Low_Hop_2402

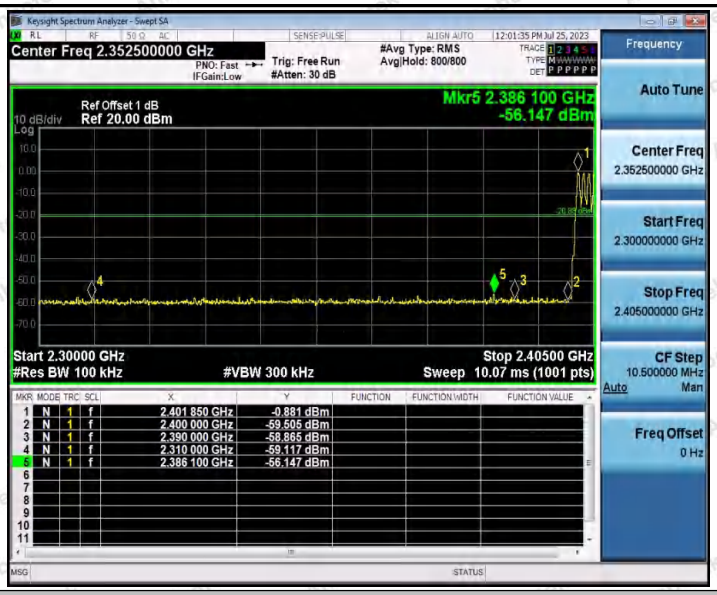

DH5_Ant1_High_Hop_2480

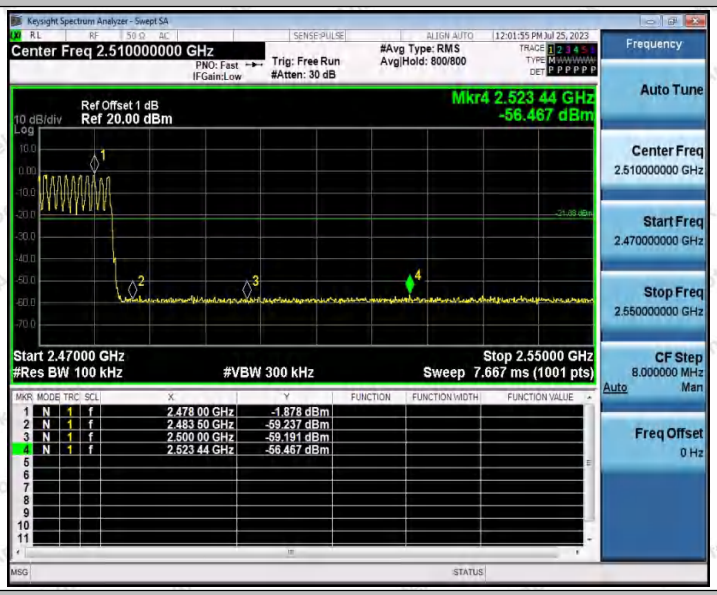

2DH5_Ant1_Low_2402

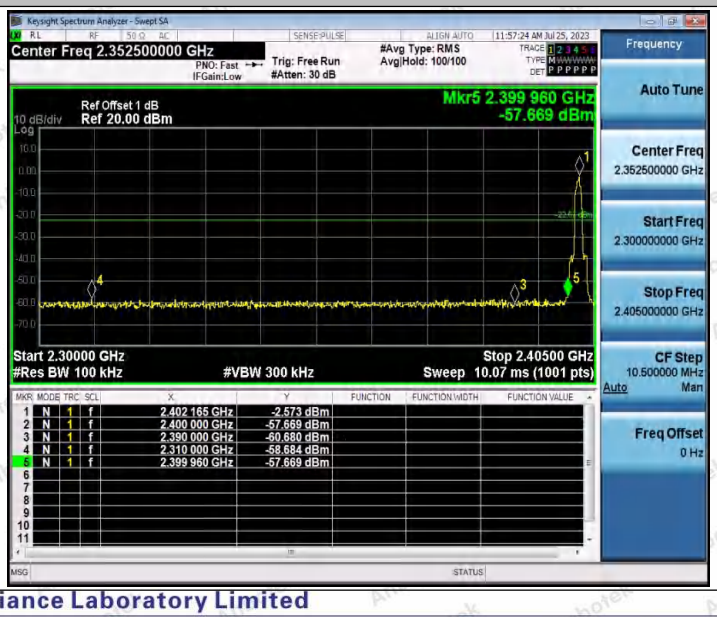

2DH5_Ant1_High_2480

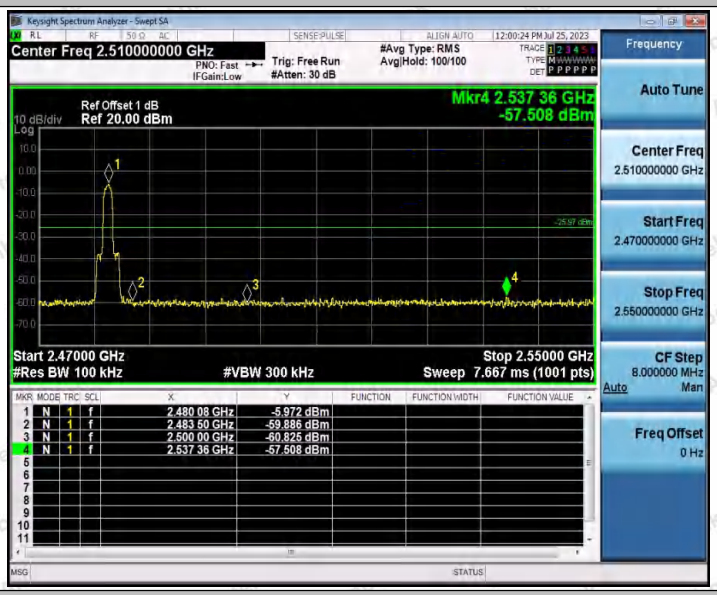

2DH5_Ant1_Low_Hop_2402

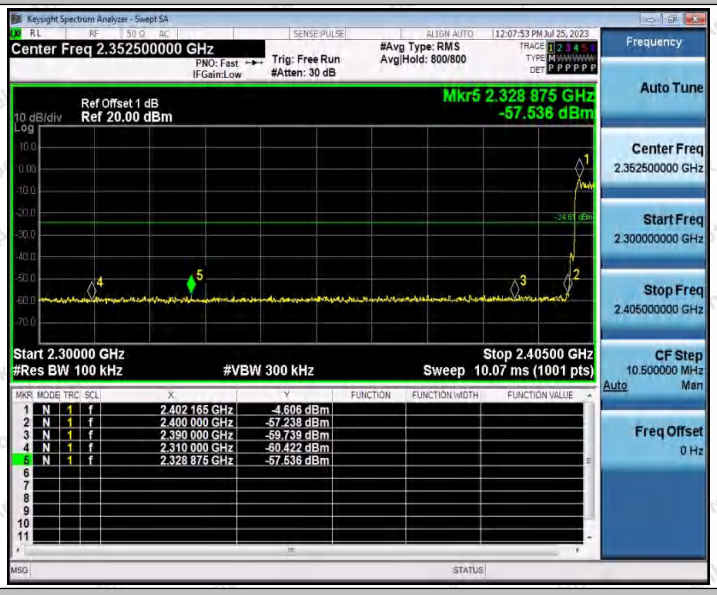

2DH5_Ant1_High_Hop_2480

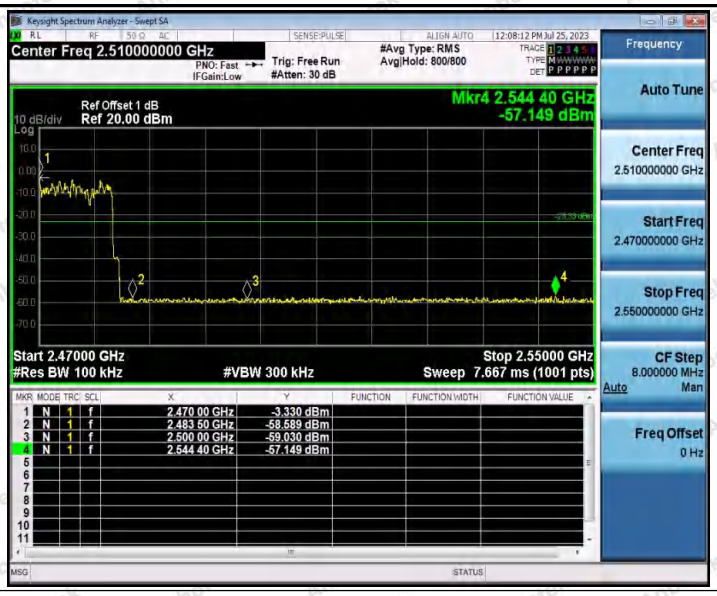
Keysight Spectrum Analyzer - Swept SA
Center Freq 2.510000000 GHz
PNO: Fast
IFGain:Low
Trig: Free Run
#Atten: 30 dB
#Avg Type: RMS
Avg|Hold: 800/800
12:08:12 PM Jul 25, 2023
Ref Offset 1 dB
10 dB/div
Ref 20.00 dBm
Log
Mkr4 2.544 40 GHz
-57.149 dBm
Start 2.47000 GHz
#Res BW 100 kHz
#VBW 300 kHz
Stop 2.55000 GHz
Sweep 7.667 ms (1001 pts)
1 N 1 f 2.470 00 GHz -3.330 dBm
2 N 1 f 2.483 50 GHz -58.589 dBm
3 N 1 f 2.500 00 GHz -59.030 dBm
4 N 1 f 2.544 40 GHz -57.149 dBm
Frequency
Auto Tune
Center Freq
2.510000000 GHz
Start Freq
2.470000000 GHz
Stop Freq
2.550000000 GHz
CF Step
8.000000 MHz
Auto
Man
Freq Offset
0 Hz

Appendix H: Conducted Spurious Emission

Test Result

TestMode	Antenna	Frequency[MHz]	FreqRange [MHz]	RefLevel [dBm]	Result [dBm]	Limit [dBm]	Verdict
DH5	Ant1	2402	Reference	-1.25	-1.25	---	PASS
			30~1000	-1.25	-69.21	≤-21.25	PASS
			1000~26500	-1.25	-53.48	≤-21.25	PASS
		2441	Reference	-1.66	-1.66	---	PASS
			30~1000	-1.66	-68.97	≤-21.66	PASS
			1000~26500	-1.66	-53.27	≤-21.66	PASS
		2480	Reference	-2.46	-2.46	---	PASS
			30~1000	-2.46	-68.42	≤-22.46	PASS
			1000~26500	-2.46	-54.01	≤-22.46	PASS
2DH5	Ant1	2402	Reference	-6.55	-6.55	---	PASS
			30~1000	-6.55	-69.37	≤-26.55	PASS
			1000~26500	-6.55	-53.23	≤-26.55	PASS
		2441	Reference	-3.37	-3.37	---	PASS
			30~1000	-3.37	-69.11	≤-23.37	PASS
			1000~26500	-3.37	-53.27	≤-23.37	PASS
		2480	Reference	-6.55	-6.55	---	PASS
			30~1000	-6.55	-68.25	≤-26.55	PASS
			1000~26500	-6.55	-53.67	≤-26.55	PASS

Test Graphs

DH5_Ant1_2402_0~Reference

DH5_Ant1_2402_30~1000

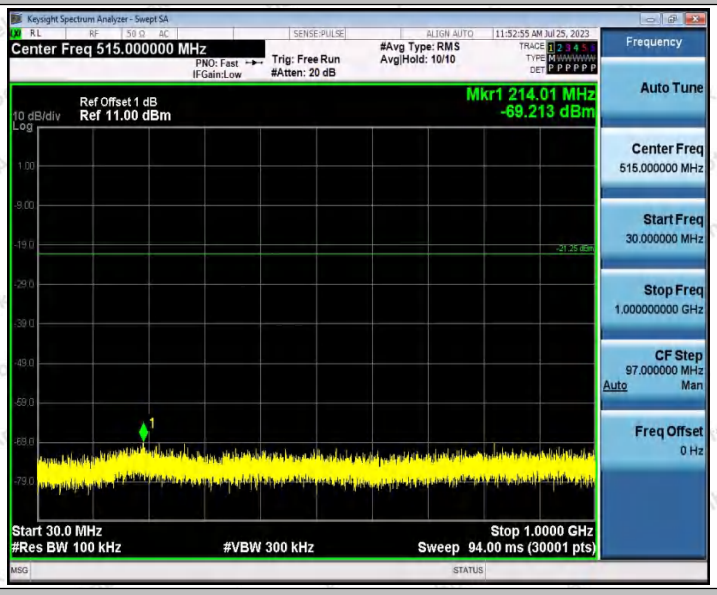

DH5_Ant1_2402_1000~26500

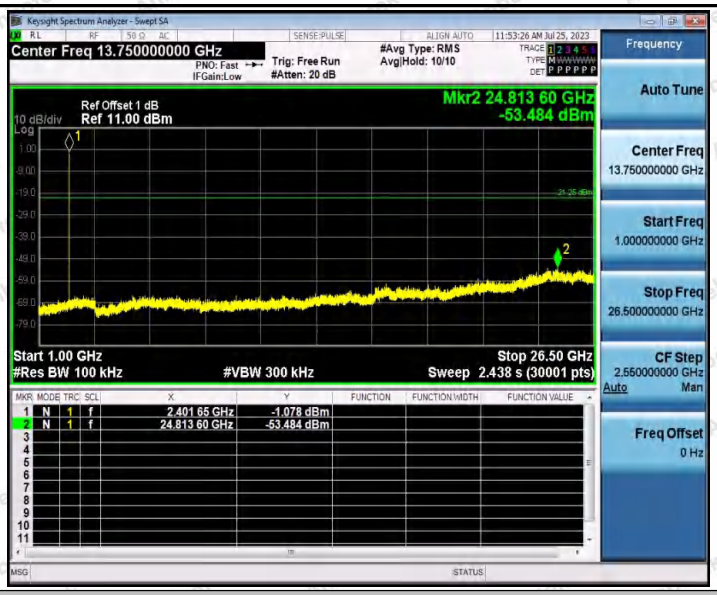

DH5_Ant1_2441_0~Reference

DH5_Ant1_2441_30~1000

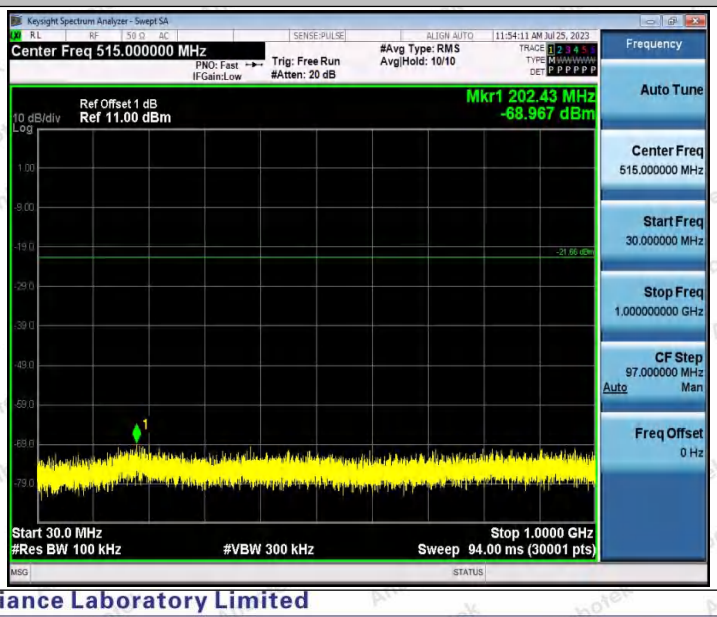

DH5_Ant1_2441_1000~26500

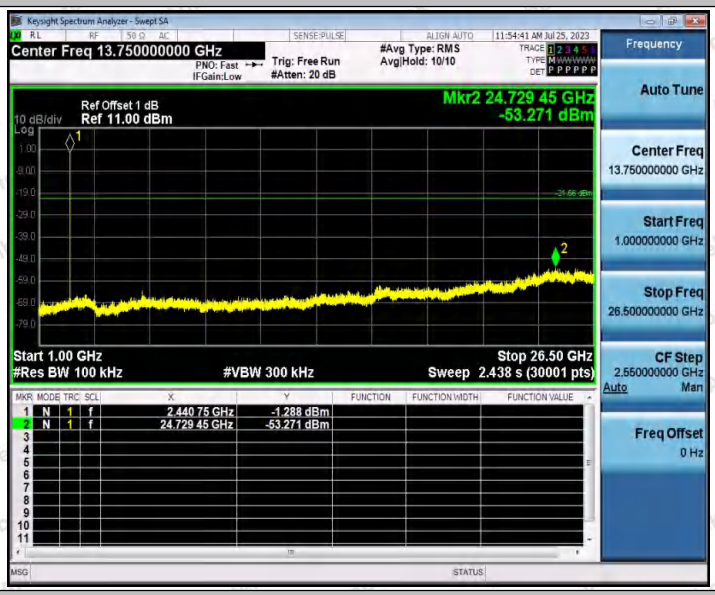

DH5_Ant1_2480_0~Reference

DH5_Ant1_2480_30~1000

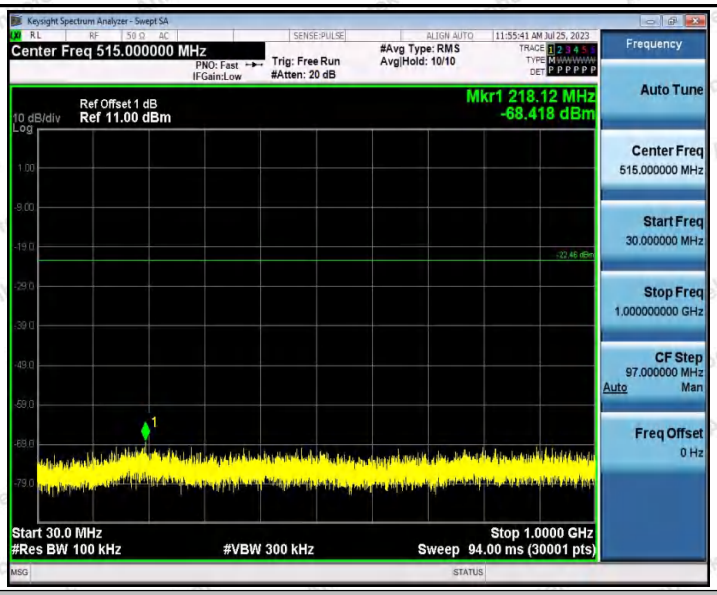

DH5_Ant1_2480_1000~26500

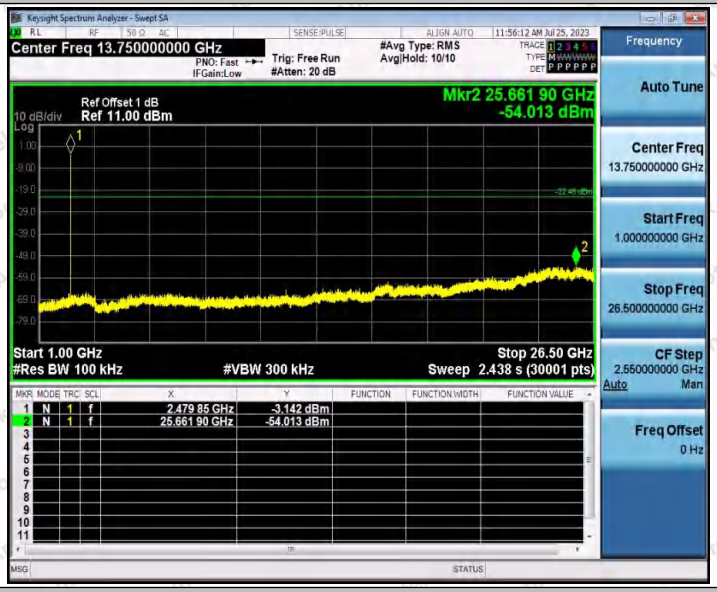

2DH5_Ant1_2402_0~Reference

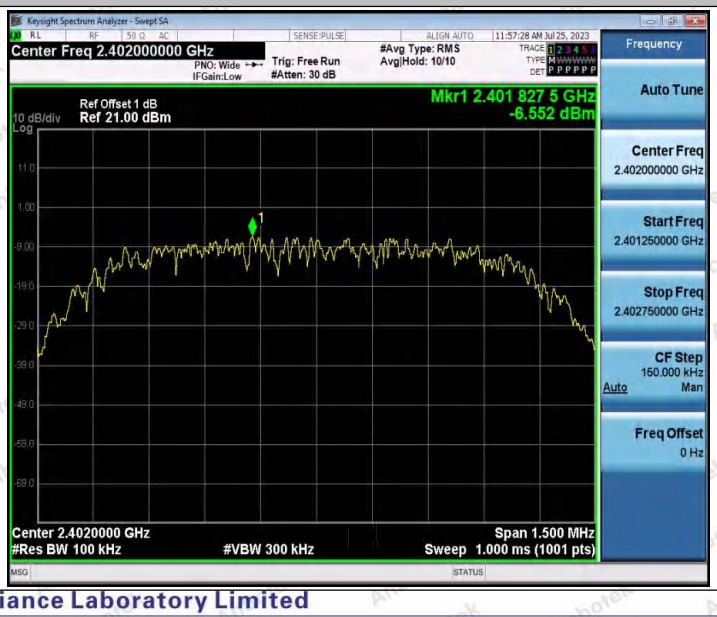

2DH5_Ant1_2402_30~1000

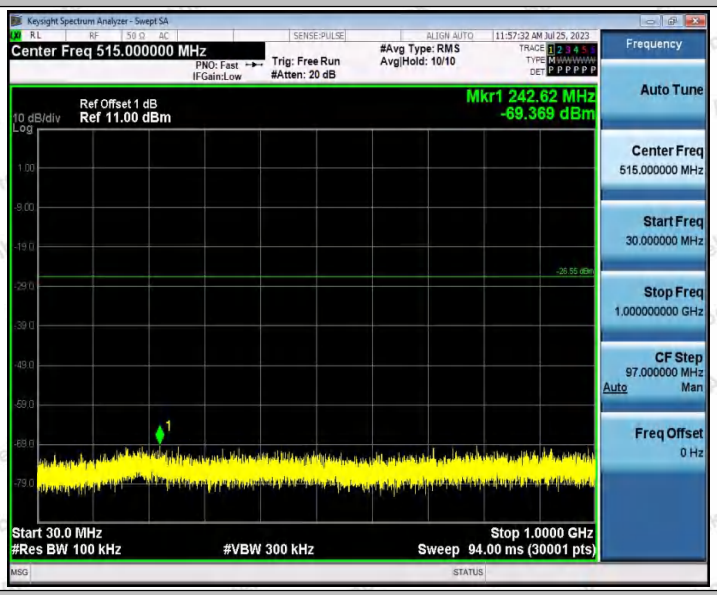

2DH5_Ant1_2402_1000~26500

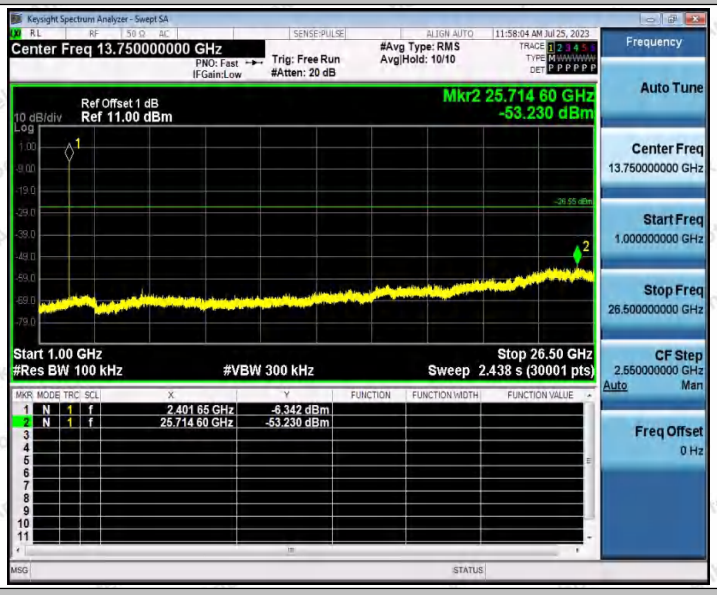

2DH5_Ant1_2441_0~Reference

2DH5_Ant1_2441_30~1000

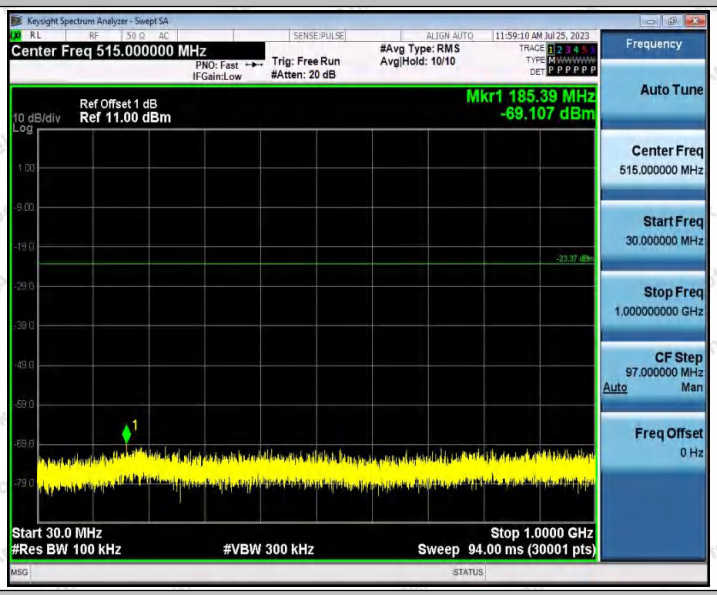

2DH5_Ant1_2441_1000~26500

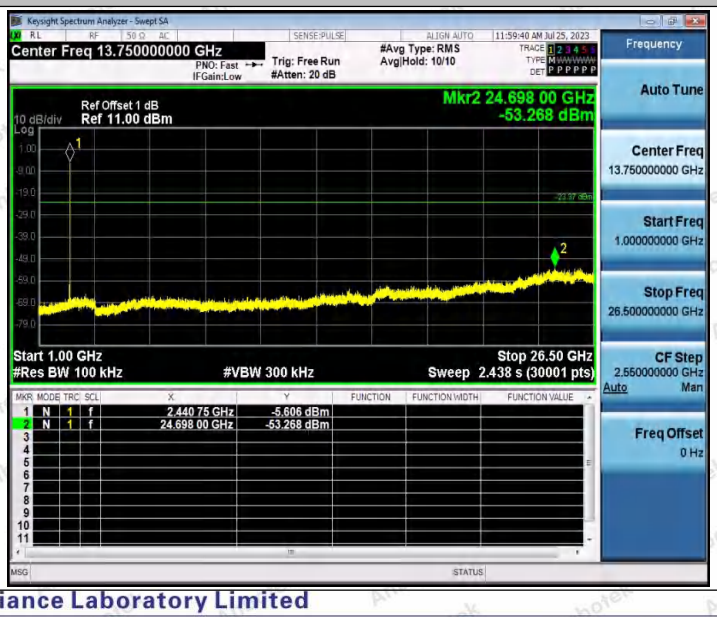

2DH5_Ant1_2480_0~Reference

2DH5_Ant1_2480_30~1000

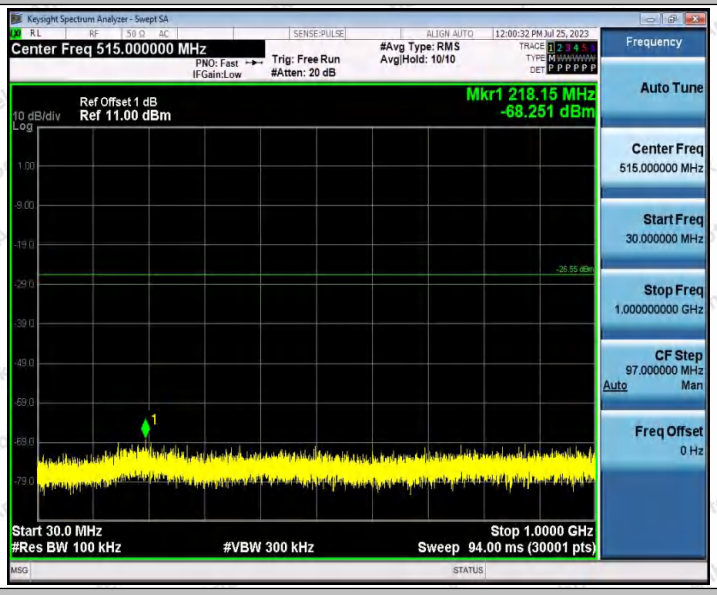

2DH5_Ant1_2480_1000~26500

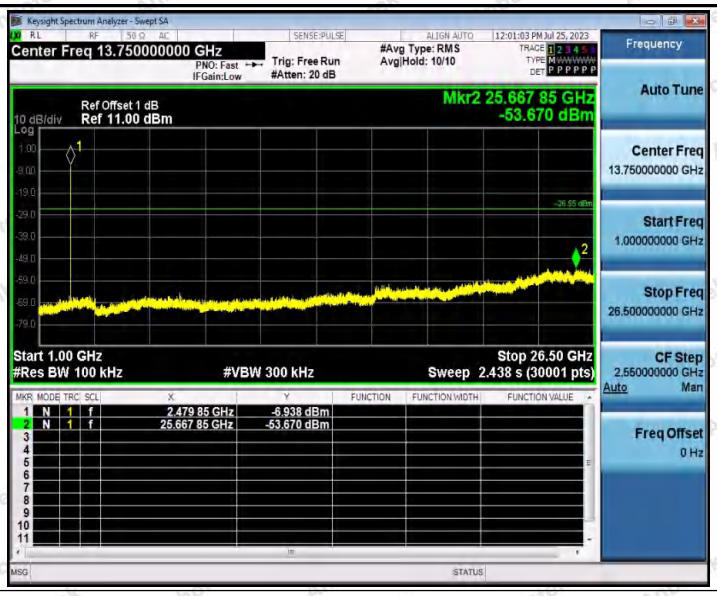
Keysight Spectrum Analyzer - Swept SA
Center Freq 13.750000000 GHz
PNO: Fast
IFGain:Low
Trig: Free Run
#Atten: 20 dB
#Avg Type: RMS
Avg|Hold: 10/10
12:01:03 PM Jul 25, 2023
Ref Offset 1 dB
10 dB/div
Ref 11.00 dBm
Mkr2 25.667 85 GHz
-53.670 dBm
Start 1.00 GHz
#Res BW 100 kHz
#VBW 300 kHz
Stop 26.50 GHz
Sweep 2.438 s (30001 pts)
1 N 1 f 2.479 85 GHz -6.938 dBm
2 N 1 f 25.667 85 GHz -53.670 dBm
Frequency
Auto Tune
Center Freq
13.750000000 GHz
Start Freq
1.000000000 GHz
Stop Freq
26.500000000 GHz
CF Step
2.550000000 GHz
Auto
Man
Freq Offset
0 Hz

Appendix I: Duty Cycle

Test Result

TestMode	Antenna	Frequency[MHz]	ON Time [ms]	Period [ms]	Duty Cycle [%]	Duty Cycle Factor[dB]
DH5	Ant1	2402	2.89	3.75	77.07	1.13
		2441	2.88	3.74	77.01	1.13
		2480	2.88	3.75	76.80	1.15
2DH5	Ant1	2402	2.88	3.75	76.80	1.15
		2441	2.88	3.75	76.80	1.15
		2480	2.88	3.75	76.80	1.15

Test Graphs

DH5_Ant1_2402

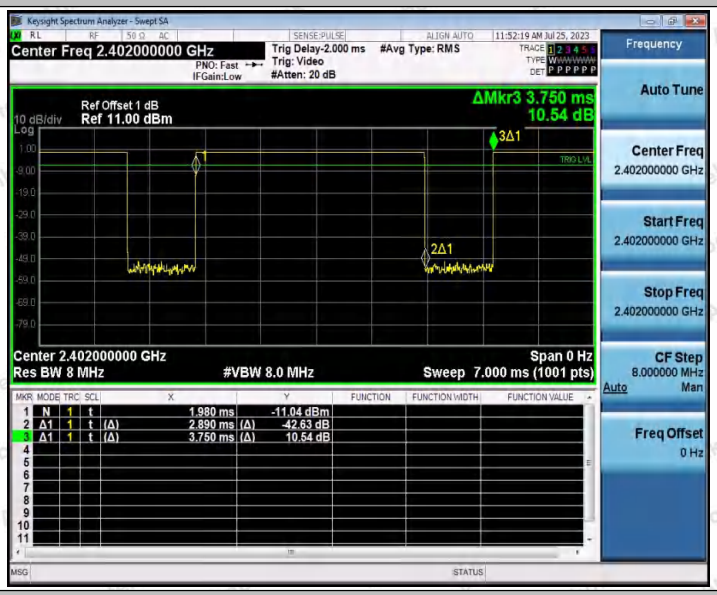

DH5_Ant1_2441

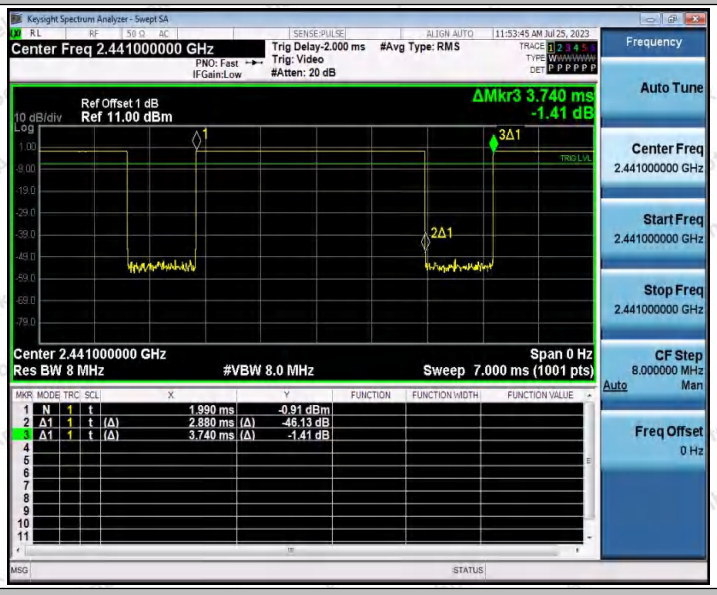

DH5_Ant1_2480

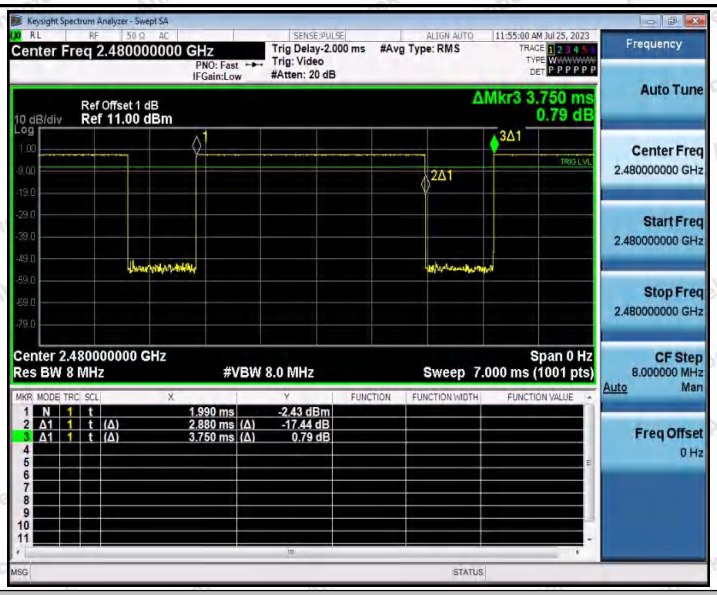

2DH5_Ant1_2402

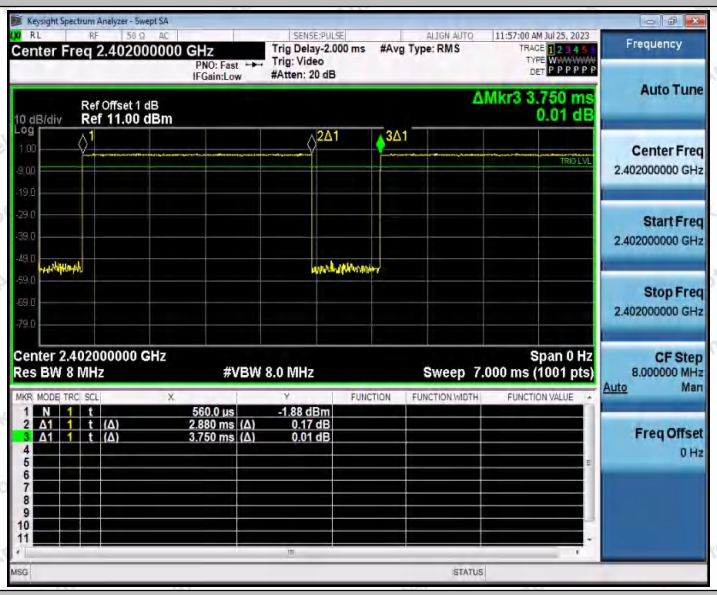

2DH5_Ant1_2441

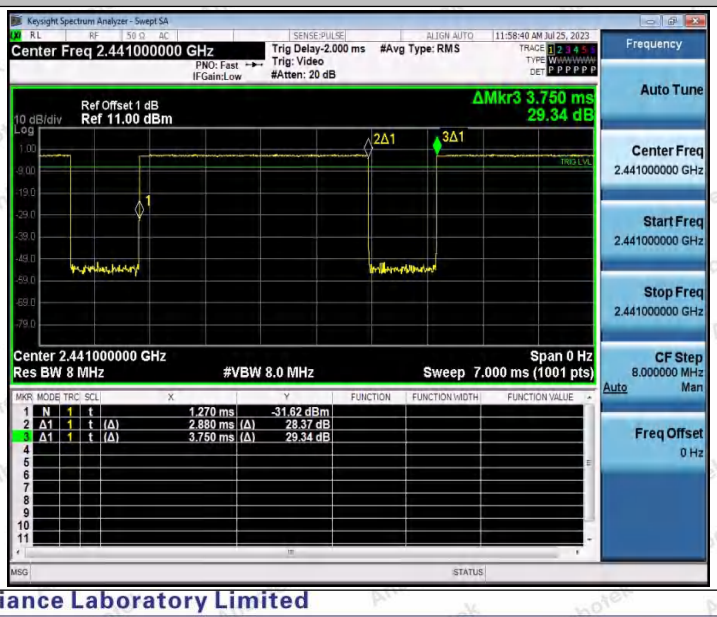

2DH5_Ant1_2480

---End---