Appendix-2.4G

1. Bandwidth

1.1 Test Result

1.1.1 OBW

Mode	TX Type	Frequency (MHz)	ANT	99% Occupied Bandwidth (MHz)		Verdict
				Result	Limit	
1M	SISO	2402	1	1.121	/	Pass

1.1.2 6dB BW

Mode	TX Type	Frequency (MHz)	ANT	6dB Bandwidth (MHz)		Verdict
				Result	Limit	
1M	SISO	2402	1	0.796	>=0.5	Pass

1.2 Test Graph

1.2.1 OBW

1M_LCH_2402MHz_Ant1_NTNV

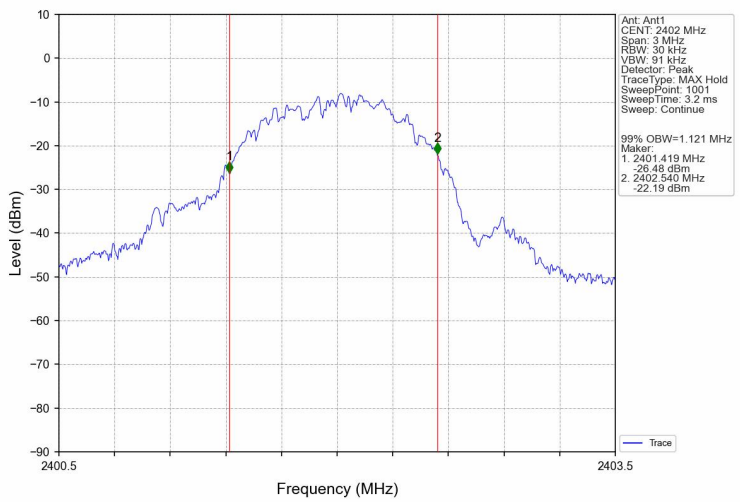

1.2.2 6dB BW

1M_LCH_2402MHz_Ant1_NTNV

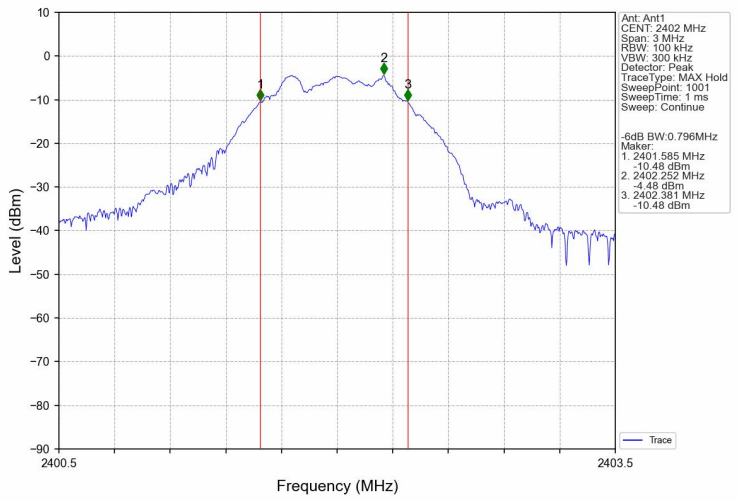

2. Maximum Conducted Output Power

2.1 Test Result

2.1.1 Power

Mode	TX Type	Frequency (MHz)	Maximum Peak Conducted Output Power (dBm)		Verdict
			ANT1	Limit	
1M	SISO	2402	-3.58	<=30	Pass
Note1: Antenna Gain: Ant1: 0.00dBi;					

2.2 Test Graph

2.2.1 Power

1M_LCH_2402MHz_Ant1_NTNV

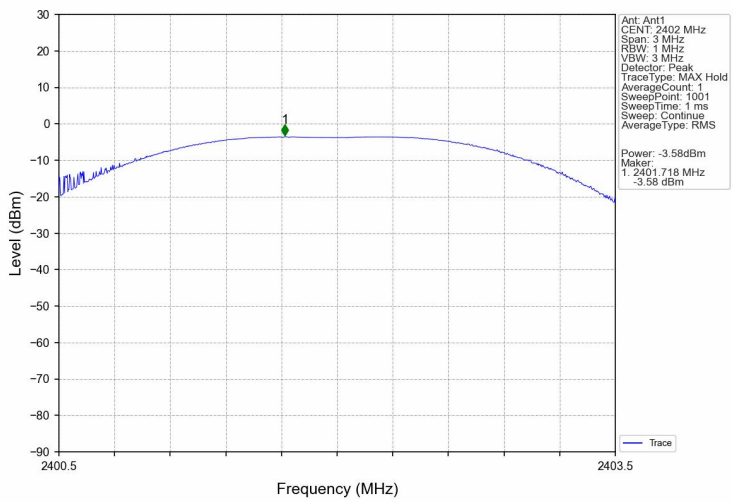

3. Maximum Power Spectral Density

3.1 Test Result

3.1.1 PSD

Mode	TX Type	Frequency (MHz)	Maximum PSD (dBm/3kHz)		Verdict
			ANT1	Limit	
1M	SISO	2402	-18.98	<=8	Pass
Note1: Antenna Gain: Ant1: 0.00dBi;					

3.2 Test Graph

3.2.1 PSD

1M_LCH_2402MHz_Ant1_NTNV

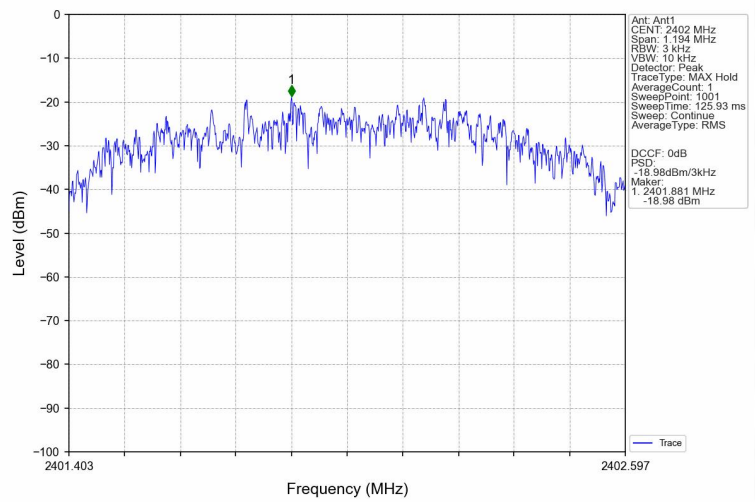

4. Unwanted Emissions In Non-restricted Frequency Bands

4.1 Test Result

4.1.1 Ref

Mode	TX Type	Frequency (MHz)	ANT	Level of Reference (dBm)
1M	SISO	2402	1	-4.80
Note1: Refer to FCC Part 15.247 (d) and ANSI C63.10-2020, the channel contains the maximum PSD level was used to establish the reference level.				

4.1.2 CSE

Mode	TX Type	Frequency (MHz)	ANT	Level of Reference (dBm)	Limit (dBm)	Verdict
1M	SISO	2402	1	-4.80	-24.80	Pass
Note1: Refer to FCC Part 15.247 (d) and ANSI C63.10-2020, the channel contains the maximum PSD level was used to establish the reference level.						

4.2 Test Graph

4.2.1 Ref

1M_LCH_2402MHz_Ant1_NTNV

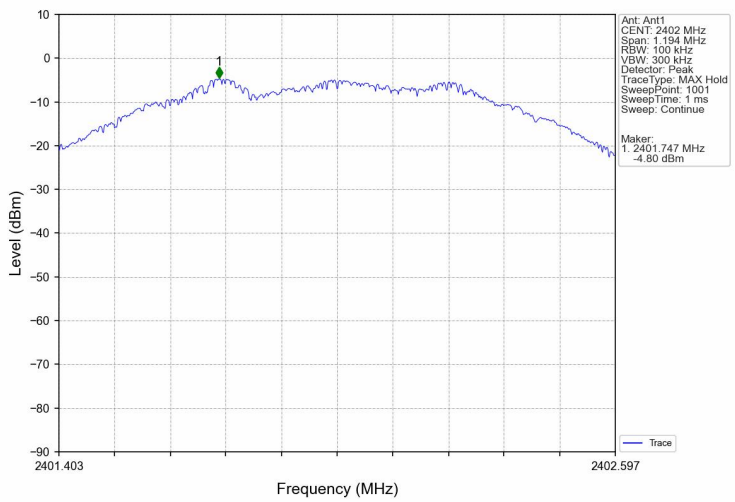

4.2.2 CSE

1M_LCH_2402MHz_Ant1_NTNV

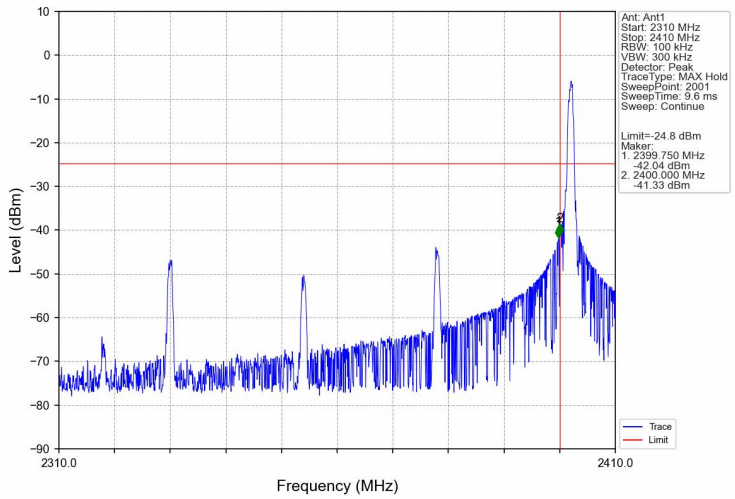

1M_LCH_2402MHz_Ant1_NTNV

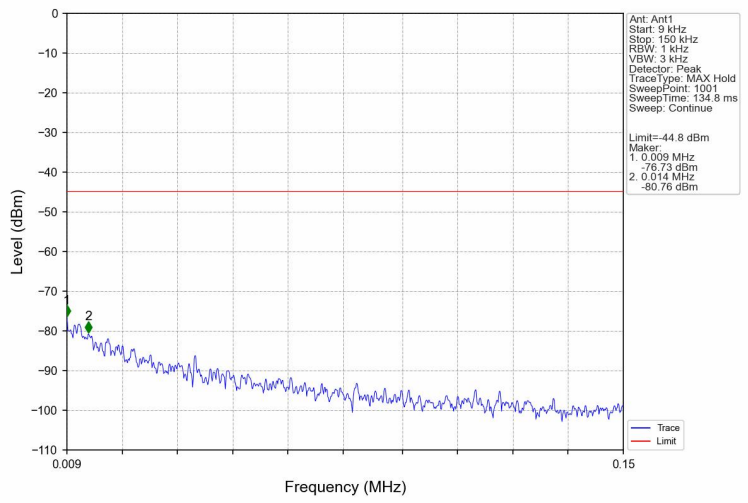
Ant: Ant1
Start: 9 kHz
Stop: 150 kHz
RBW: 1 kHz
VBW: 3 kHz
Detector: Peak
TraceType: MAX Hold
SweepPoint: 1001
SweepTime: 134.8 ms
Sweep: Continue
Limit=-44.8 dBm
Maker:
1: 0.009 MHz
-76.73 dBm
2: 0.014 MHz
-80.76 dBm
Level (dBm)
Frequency (MHz)
0.009
0.15
Trace
Limit

1M_LCH_2402MHz_Ant1_NTNV

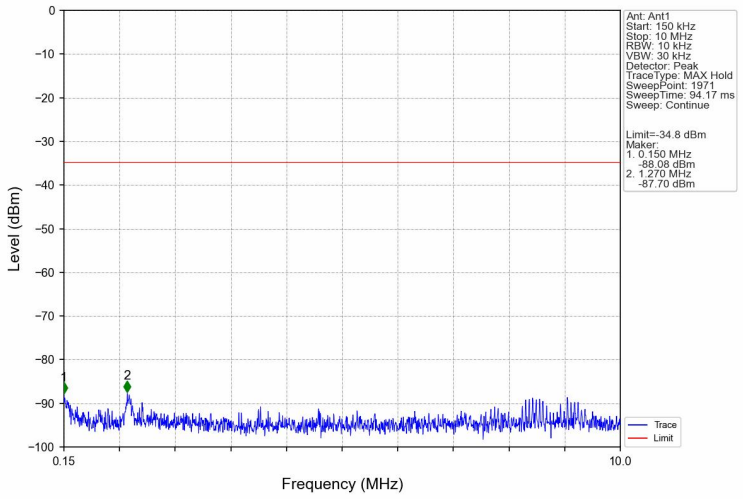

1M_LCH_2402MHz_Ant1_NTNV

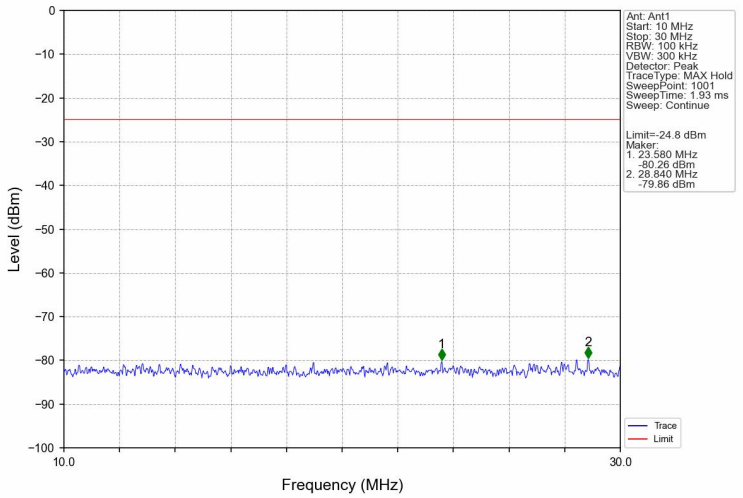

1M_LCH_2402MHz_Ant1_NTNV

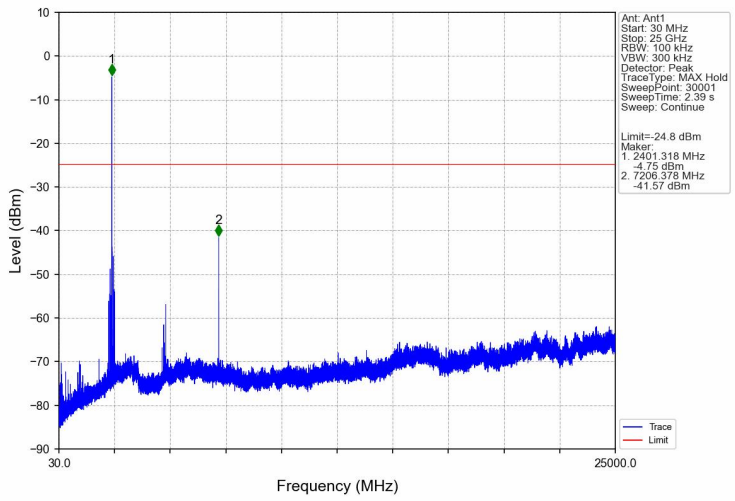

5. Form731

5.1 Test Result

5.1.1 Form731

Lower Freq (MHz)	High Freq (MHz)	MAX Power (W)	MAX Power (dBm)
2402	2402	0.0004	-3.58

6. Duty Cycle

6.1 Test Result

6.1.1 Ant1

Ant1							
Mode	TX Type	Frequency (MHz)	T_on (ms)	Period (ms)	Duty Cycle (%)	Duty Cycle Correction Factor (dB)	Max. DC Variation (%)
1M	SISO	2402	0.251	4.018	6.25	12.04	0.10

1.2 Test Graph

1.2.1 Ant1
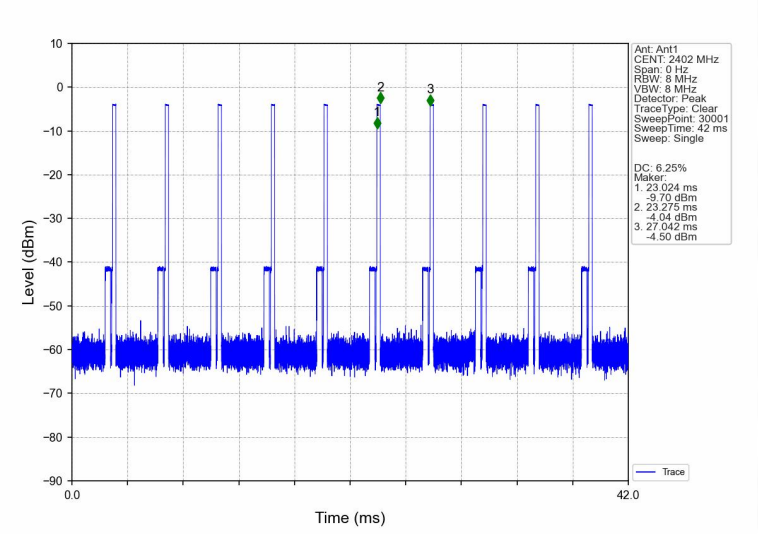
1M_LCH_2402MHz_Ant1_NTNV