CTC Laboratories, Inc.

Room 101 Building B, No. 7, Lanqing 1st Road, Luhu Community, Guanhu Subdistrict, Longhua District, Shenzhen, Guangdong, China
Tel: +86-755- 27521059 Fax: +86-755- 27521011 Http://www.sz-ctc.org.cn

TEST REPORT

Report No. ·····:	**CTC2024106705**
FCC ID·····:	**2BB6E-GLMX23A04**
Applicant·····:	**UCLOUDLINK (SINGAPORE) PTE.LTD**
Address·····:	80 ROBINSON ROAD #02-00 SINGAPORE
Manufacturer·····:	UCLOUDLINK (SINGAPORE) PTE.LTD
Address·····:	80 ROBINSON ROAD #02-00 SINGAPORE
Product Name·····:	**Smart Travel Adapter**
Trade Mark·····:	GlocalMe
Model/Type reference·····:	GLMX23A04
Listed Model(s) ·····:	/
Standard·····:	**FCC CFR47 PART 22H, 24E, 27L**
Date of receipt of test sample.:	May. 11, 2024
Date of testing……..:	May. 12, 2024 ~ Jun. 18, 2024
Date of issue……....:	Jun. 19, 2024
Result……:	**PASS**

Compiled by: (Printed name+signature)	Terry Su	Terry Su
Supervised by: (Printed name+signature)	Eric Zhang	Eric Zhang
Approved by: (Printed name+signature)	Totti Zhao	Totti Zhao

Testing Laboratory Name…:	**CTC Laboratories, Inc.**
Address……..:	Room 101 Building B, No. 7, Lanqing 1st Road, Luhu Community, Guanhu Subdistrict, Longhua District, Shenzhen, Guangdong, China

This test report may be duplicated completely for legal use with the approval of the applicant. It should not be reproduced except in full, without the written approval of our laboratory. The client should not use it to claim product endorsement by CTC. The test results in the report only apply to the tested sample. The test report shall be invalid without all the signatures of testing engineers, reviewer and approver. Any objections must be raised to CTC within 15 days since the date when the report is received. It will not be taken into consideration beyond this limit. The test report merely correspond to the test sample.

Table of Contents Page

1. SUMMARY 3

1.1. TEST STANDARDS 3
1.2. REPORT VERSION 3
1.3. TEST DESCRIPTION 4
1.4. TEST FACILITY 5
1.5. MEASUREMENT UNCERTAINTY 6
1.6. ENVIRONMENTAL CONDITIONS 6

2. GENERAL INFORMATION 7

2.1. CLIENT INFORMATION 7
2.2. GENERAL DESCRIPTION OF EUT 8
2.3. DESCRIPTION OF TEST MODES AND TEST FREQUENCY 9
2.4. MEASUREMENT INSTRUMENTS LIST 10

3. TEST ITEM AND RESULTS 12

3.1. CONDUCTED OUTPUT POWER 12
3.2. PEAK-TO-AVERAGE RATIO 15
3.3. OCCUPY BANDWIDTH 53
3.4. OUT OF BAND EMISSIONS 63
3.5. RECEIVER SPURIOUS EMISSIONS AT ANTENNA TERMINAL 97
3.6. BAND EDGE COMPLIANCE 98
3.7. RADIATED POWER MEASUREMENT 105
3.8. RADIATED SPURIOUS EMISSION 109
3.9. FREQUENCY STABILITY 116

1. SUMMARY

1.1. Test Standards

FCC Rules Part 2: FREQUENCY ALLOCA-TIONS AND RADIO TREATY MAT-TERS; GENERAL RULES AND REG-ULATIONS
FCC Rules Part 22: PRIVATE LAND MOBILE RADIO SERVICES.
FCC Rules Part 24: PUBLIC MOBILE SERVICES
FCC Rules Part 27: MISCELLANEOUS WIRELESS COMMUNICATIONS SERVICES
TIA/EIA 603 E March 2016: Land Mobile FM or PM Communications Equipment Measurement and Performance Standards.
ANSI C63.26: 2015: American National Standard for Compliance Testing of Transmitters Used in Licensed Radio Services
KDB 971168 D01 Power Meas License Digital Systems v03: MEASUREMENT GUIDANCE FOR CERTIFICATION OF LICENSED DIGITAL TRANSMITTERS
RSS-Gen Issue 5: General Requirements for Compliance of Radio Apparatus.
RSS-132 Issue 4: Cellular Telephone Systems Operating in the Bands 824-849MHz and 869-894MHz.
RSS-133 Issue 6: 2 GHz Personal Communications Services.
RSS-139 Issue 4: Advanced Wireless Services Equipment Operating in the Bands 1710-1780 MHz and 2110-2200 MHz

1.2. Report version

Revised No.	Report No.	Date of issue	Description
01	CTC2024106705	Jun. 19, 2024	Original

1.3. Test Description

Test Item	Section in CFR 47	RSS Rule	Result	Test Engineer
Conducted Output Power	Part 2.1046 Part 22.913(a) Part 24.232(c) Part 27.50	RSS-132(5.4) RSS-133(6.4) RSS-139(6.5)	Pass	Alicia Liu
Peak-to-Average Ratio	Part 24.232 Part 27.50	RSS-132(5.4) RSS-133(6.4)	Pass	Alicia Liu
99% Occupied Bandwidth & 26 dB Bandwidth	Part 2.1049 Part 22.917(b) Part 24.238(b) Part 27.53	RSS-GEN(6.6) RSS-133(6.5)	Pass	Alicia Liu
Band Edge	Part 2.1051 Part 22.917 Part 24.238 Part 27.53	RSS-132(5.5) RSS-133(6.5)	Pass	Alicia Liu
Conducted Spurious Emissions	Part 2.1051 Part 22.917 Part 24.238 Part 27.53	RSS-132(5.5) RSS-133(6.5) RSS-139(6.6)	Pass	Alicia Liu
Frequency stability vs temperature	Part 2.1055(a)(1)(b) Part 22.355 Part 24.235 Part 27.54	RSS-GEN(6.11) RSS-132(5.3) RSS-139(6.4)	Pass	Alicia Liu
Frequency stability vs voltage	Part 2.1055(d)(1)(2) Part 22.355 Part 24.235 Part 27.54	RSS-GEN(6.11) RSS-132(5.3) RSS-139(6.4)	Pass	Alicia Liu
ERP and EIRP	Part 22.913(a) Part 24.232(b) Part 27.50	RSS-132(5.4) RSS-133(6.4) RSS-139(6.5)	Pass	Alicia Liu
Radiated Spurious Emissions	Part 2.1053 Part 22.917 Part 24.238 Part 27.53	RSS-132(5.5) RSS-133(6.5) RSS-139(6.6)	Pass	Alicia Liu
Receiver Spurious Emissions	/	RSS-GEN(7.1.3)	N/A	N/A

Note: The measurement uncertainty is not included in the test result.
The tests documented in this report were performed in accordance with FCC CFR 47 Part 2, Part 22, Part 24, Part 27, FCC KDB 971168 D01 v03r01/ D02 v02r01, KDB 412172 D01 v01r01, ANSI C63.26:2015, IC RSS-132, RSS-133 and RSS-139.

1.4. Test Facility

Address of the report laboratory

CTC Laboratories, Inc.

Add: Room 101 Building B, Room 107, 108, 207, 208, 303 Building A, No. 7, Lanqing 1st Road, Luhu Community, Guanhu Subdistrict, Longhua District, Shenzhen, Guangdong, China (Formerly 2/F., Building 1 and 1-2/F., Building 2, Jiaquan Building, High-Tech Park, Guanlan Sub-District, Longhua New District, Shenzhen, Guangdong, China)

Laboratory accreditation

The test facility is recognized, certified, or accredited by the following organizations:

A2LA-Lab Cert. No.: 4340.01

CTC Laboratories, Inc. EMC Laboratory has been accredited by A2LA for technical competence in the field of electrical testing, and proved to be in compliance with ISO/IEC 17025:2017 General Requirements for the Competence of Testing and Calibration Laboratories and any additional program requirements in th e identified field of testing.

Industry Canada (Registration No.: 9783A, CAB Identifier: CN0029)

CTC Laboratories, Inc. EMC Laboratory has been registered by Certification and Engineer Bureau of Industry Canada for the performance of with Registration NO.: 9783A on Jan, 2016.

FCC (Registration No.: 951311, Designation Number CN1208)

CTC Laboratories, Inc. EMC Laboratory has been registered and fully described in a report filed with the (FCC)Federal Communications Commission. The acceptance letter from the FCC is maintained inour fi les. Registration 951311, Aug 26, 2017.

1.5. Measurement Uncertainty

The data and results referenced in this document are true and accurate. The reader is cautioned that there may be errors within the calibration limits of the equipment and facilities. The measurement uncertainty was calculated for all measurements listed in this test report acc. to TR-100028-01" Electromagnetic compatibility and Radio spectrum Matters (ERM); Uncertainties in the measurement of mobile radio equipment characteristics; Part 1" and TR-100028-02 "Electromagnetic compatibility and Radio spectrum Matters (ERM); Uncertainties in the measurement of mobile radio equipment characteristics; Part 2 " and is documented in the CTC Laboratories, Inc. quality system acc. to DIN EN ISO/IEC 17025. Furthermore, component and process variability of devices similar to that tested may result in additional deviation. The manufacturer has the sole responsibility of continued compliance of the device.

Hereafter the best measurement capability for CTC Laboratories, Inc. is reported:

Test Items	Measurement Uncertainty	Notes
Frequency stability	25 Hz	(1)
Transmitter power conducted	0.57 dB	(1)
Transmitter power Radiated	2.20 dB	(1)
Conducted spurious emission 9KHz-12.75 GHz	1.60 dB	(1)
Conducted Emission 9KHz-30MHz	3.39 dB	(1)
Radiated Emission 30~1000MHz	4.24 dB	(1)
Radiated Emission 1~18GHz	5.16 dB	(1)
Radiated Emission 18-40GHz	5.54 dB	(1)
Occupied Bandwidth	---------	(1)
Emission Mask	---------	(1)
Modulation Characteristic	---------	(1)
Transmitter Frequency Behavior	---------	(1)

Note: (1) This uncertainty represents an expanded uncertainty expressed at approximately the 95% confidence level using a coverage factor of k=2.

1.6. Environmental conditions

During the measurement the environmental conditions were within the listed ranges:

Normal Temperature:	20°C-25°C
Relative Humidity:	50 %-55 %
Air Pressure:	101kPa

2. GENERAL INFORMATION

2.1. Client Information

Applicant:	UCLOUDLINK (SINGAPORE) PTE.LTD
Address:	80 ROBINSON ROAD #02-00 SINGAPORE
Manufacturer:	UCLOUDLINK (SINGAPORE) PTE.LTD
Address:	80 ROBINSON ROAD #02-00 SINGAPORE
Factory:	Shenzhen uCloudlink Network Technology Co., Ltd.
Address:	3rd Floor, A part of Building 1, Shenzhen Software Industry Base, Nanshan District Xuefu Road, 518057 Shenzhen City, Guangdong, China

2.2. General Description of EUT

Product Name:	Smart Travel Adapter
Trade Mark:	GlocalMe
Model/Type reference:	GLMX23A04
Listed Model(s):	/
Power supply:	120Vac from alternating current power supply
Hardware version:	/
Software version:	/
GSM	
Operation Band:	GSM 850: UL: 824MHz~849MHz, DL: 869MHz~894MHz PCS 1900: UL: 1850MHz~1910, DL: 1930MHz~1990MHz
Supported Type:	GPRS/EGPRS
Modulation Type:	GMSK for GPRS, 8PSK for EGPRS
Antenna Type:	FPC Antenna
Antenna Gain:	Main Antenna: GSM 850: -2.08dBi Max PCS 1900: -0.41dBi Max
WCDMA	
Operation Band:	Band II: UL: 1852.4MHz~1907.6MHz, DL: 1932.6MHz~1987.4MHz Band IV: UL: 1712.4MHz~1752.6MHz, DL: 2112.6MHz~2152.4MHz Band V: UL: 826.4MHz~846.6MHz, DL: 871.6MHz~1891.4MHz
Modulation Type:	QPSK for WCDMA/HSUPA/HSDPA
Antenna Type:	FPC Antenna
Antenna Gain:	Main Antenna: WCDMA Band II: -0.41dBi Max WCDMA Band IV: -1.60dBi Max WCDMA Band V: -2.08dBi Max

2.3. Description of Test Modes and Test Frequency

The EUT has been tested under typical operating condition. The CMW500 used to control the EUT staying in continuous transmitting and receiving mode for testing.

Test Frequency:

GSM 850		PCS 1900	
Channel	Frequency (MHz)	Channel	Frequency (MHz)
128	824.20	512	1850.20
190	836.60	661	1880.00
251	848.80	810	1909.80

WCDMA Band II		WCDMA Band IV		WCDMA Band V	
Channel	Frequency (MHz)	Channel	Frequency (MHz)	Channel	Frequency (MHz)
9262	1852.40	1312	1712.40	4132	826.40
9400	1880.00	1413	1732.60	4183	836.60
9538	1907.60	1513	1752.60	4233	846.60

2.4. Measurement Instruments List

RF Test System					
Item	Test Equipment	Manufacturer	Model No.	Serial No.	Calibrated Until
1	Spectrum Analyzer	R&S	FSV40-N	101331	Mar. 21, 2025
2	Spectrum Analyzer	R&S	FSV40-N	101654	Aug. 07, 2024
3	Spectrum Analyzer	R&S	FSU26	100105	Dec. 12, 2024
4	MXA Signal Analyzer	Keysight	N9020A	MY46471737	Dec. 12, 2024
5	MXA Signal Analyzer	Keysight	N9020A	MY52091402	Aug. 22, 2024
6	MXG Vector Signal Generator	Agilent	N5182A	MY47420864	Dec. 12, 2024
7	PSG Analog Signal Generator	Agilent	E8257D	MY46521908	Dec. 12, 2024
8	EXG Analog Signal Generator	Keysight	N5173B	MY59100842	Dec. 12, 2024
9	MXG Vector Signal Generator	Keysight	N5182B	MY59100212	Dec. 12, 2024
10	USB Wideband Power Sensor	Keysight	U2021XA	MY55130004	Mar. 21, 2025
11	USB Wideband Power Sensor	Keysight	U2021XA	MY55130006	Mar. 21, 2025
12	Wideband Radio Communication Tester	R&S	CMW500	102257	May. 24, 2025
13	Wideband Radio Communication Tester	R&S	CMW500	102414	Dec. 12, 2024
14	RF Control Unit	Tonscend	JS0806-2	/	Aug. 22, 2024
15	High and low temperature test chamber	ESPEC	MT3035	/	Mar. 21, 2025
16	Test Software	Tonscend	JS1120-3	V2.6.88.0346	/
17	Test Software	Tonscend	JS1120-3	V3.3.38	/
18	Test Software	WCS	WCS-WCN	2023.08.04	/

Radiated Emission (3m chamber 2)					
Item	Test Equipment	Manufacturer	Model No.	Serial No.	Calibrated Until
1	Trilog-Broadband Antenna	Schwarzbeck	VULB 9168	9168-1013	Dec. 07, 2024
2	Horn Antenna	Schwarzbeck	BBHA 9120D	9120D-648	Dec. 07, 2024
3	Spectrum Analyzer	R&S	FSU26	100105	Dec. 12, 2024
4	Spectrum Analyzer	R&S	FSV40-N	101331	Mar. 15, 2025
5	Pre-Amplifier	SONOMA	310	186194	Dec. 12, 2024
6	Low Noise Pre-Amplifier	EMCI	EMC051835	980075	Dec. 12, 2024
7	Test Receiver	R&S	ESCI7	100967	Dec. 12, 2024
8	3m chamber 2	Frankonia	EE025	/	Oct. 23, 2024
9	Test Software	FARA	EZ-EMC	FA-03A2	/

Radiated Emission (3m chamber 3)					
Item	Test Equipment	Manufacturer	Model No.	Serial No.	Calibrated Until
1	Trilog-Broadband Antenna	Schwarzbeck	VULB 9163	01026	Dec. 18, 2024

2	Horn Antenna	Schwarzbeck	BBHA 9120D	9120D-647	Dec. 01, 2024
3	Test Receiver	Keysight	N9038A	MY56400071	Dec. 12, 2024
4	Broadband Amplifier	SCHWARZBECK	BBV9743B	259	Dec. 12, 2024
5	Mirowave Broadband Amplifier	SCHWARZBECK	BBV9718C	111	Dec. 12, 2024
6	3m chamber 3	YIHENG	EE106	/	Aug. 28, 2026
7	Test Software	FARA	EZ-EMC	FA-03A2	/

Note: 1. The Cal. Interval was one year.
2. The cable loss has calculated in test result which connection between each test instruments.

3. TEST ITEM AND RESULTS

3.1. Conducted Output Power

LIMIT

FCC: §2.1046, §22.913, §24.232, §27.50 and §90.635

IC: RSS132§5.4; RSS133§6.4 and RSS139§6.5.

TEST CONFIGURATION

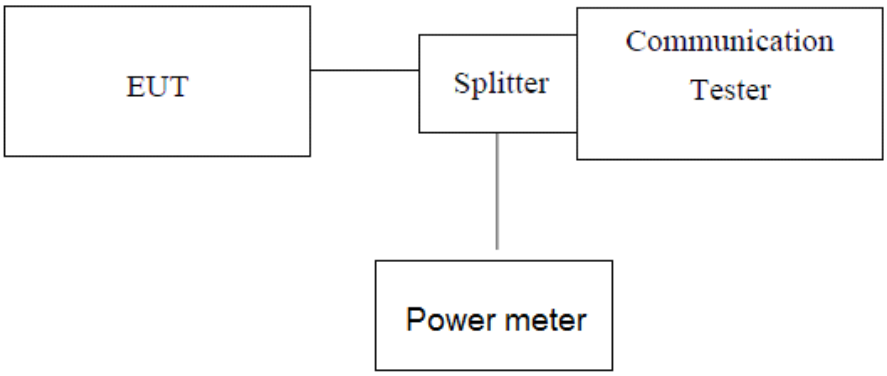

Note: Measurement setup for testing on Antenna connector

TEST PROCEDURE

1. The transmitter output port was connected to base station.
2. The RF output of EUT was connected to the power meter by RF cable and attenuator, the path loss was compensated to the results for each measurement.
3. Set EUT at maximum power through base station.
4. Select lowest, middle, and highest channels for each band and different modulation.
5. Measure the maximum PK burst power and maximum Avg. burst power.

TEST RESULTS

GSM850		Conducted Power (dBm)		
		CH128	CH190	CH251
		824.20MHz	836.60MHz	848.80MHz
GPRS (GMSK)	1TXslot	31.58	31.58	31.94
	2TXslots	31.13	31.13	31.59
	3TXslots	29.96	29.96	29.99
	4TXslots	27.22	27.22	27.93
EGPRS (8PSK)	1TXslot	25.80	25.98	26.52
	2TXslots	24.83	25.14	25.60
	3TXslots	22.61	22.88	23.33
	4TXslots	21.13	21.33	21.72

GSM1900		Conducted Power (dBm)		
		CH512	CH661	CH810
		1850.2MHz	1880.0MHz	1909.8MHz
GPRS (GMSK)	1TXslot	29.61	29.74	29.63
	2TXslots	27.50	27.54	27.35
	3TXslots	25.94	25.97	25.78
	4TXslots	23.86	23.87	23.66
EGPRS (8PSK)	1TXslot	26.69	26.36	26.76
	2TXslots	25.79	26.34	26.10
	3TXslots	23.98	24.75	24.54
	4TXslots	21.89	23.11	22.87

WCDMA Band II		Conducted Power (dBm)		
		CH9262	CH9400	CH9538
		1852.40	1880.00	1907.60
RMC 12.2K		22.98	23.03	23.03
HSDPA	Subtest-1	23.21	23.04	23.28
	Subtest-2	23.13	22.98	23.22
	Subtest-3	21.84	21.66	21.85
	Subtest-4	21.89	21.66	21.88
HSUPA	Subtest-1	19.71	19.49	19.91
	Subtest-2	20.24	20.18	20.28
	Subtest-3	20.72	20.12	20.24
	Subtest-4	20.81	20.48	20.58
	Subtest-5	22.39	22.12	22.32

WCDMA Band IV		Conducted Power (dBm)		
		CH1312	CH1413	CH1513
		1712.40	1732.60	1752.60
RMC 12.2K		23.67	23.77	23.57
HSDPA	Subtest-1	22.55	22.67	22.61
	Subtest-2	22.64	22.71	22.67
	Subtest-3	22.62	22.67	22.66
	Subtest-4	22.60	22.72	22.68
HSUPA	Subtest-1	22.55	22.67	22.61
	Subtest-2	22.40	22.29	22.11
	Subtest-3	22.12	22.3	22.37
	Subtest-4	22.72	22.28	22.36
	Subtest-5	22.78	22.58	22.63

WCDMA Band V		Conducted Power (dBm)		
		CH4132	CH4182	CH4233
		826.40	836.40	846.60
RMC 12.2K		22.40	22.23	22.15
HSDPA	Subtest-1	23.75	21.96	22.25
	Subtest-2	22.99	21.08	21.47
	Subtest-3	21.57	19.73	20.11
	Subtest-4	21.51	19.76	20.12
HSUPA	Subtest-1	22.67	22.67	22.76
	Subtest-2	20.62	18.70	19.12
	Subtest-3	20.64	18.79	19.14
	Subtest-4	21.11	18.73	19.12
	Subtest-5	20.66	18.52	18.74

3.2. Peak-to-Average Ratio

LIMIT

In addition, the peak-to-average power ratio (PAPR) of the transmitter shall not exceed 13 dB for more than 0.1% of the time and shall use a signal corresponding to the highest PAPR during periods of continuous transmission.

TEST CONFIGURATION

- For Peak-to-Average Ratio

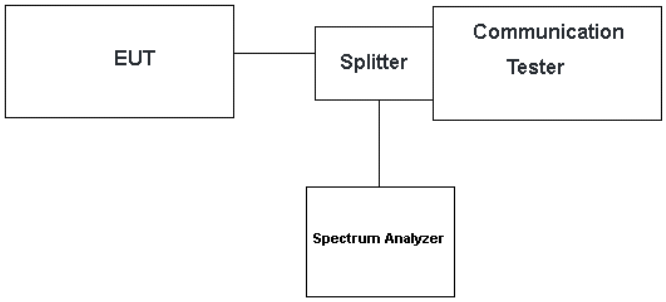

TEST PROCEDURE

- For Peak-to-Average Ratio

1. The testing follows FCC KDB 971168 v02r02 Section 5.7.1.
2. The EUT was connected to spectrum and communication tester via a splitter
3. Set the CCDF (Complementary Cumulative Distribution Function) option in spectrum analyser.
4. The highest RF powers were measured and recorded the maximum PAPR level associated with a probability of 0.1 %.
6. Record the deviation as Peak to Average Ratio.

TEST RESULTS

Band	Channel	Result(dB)	Limit(dB)	Verdict
GPRS850	128	11.67	13	PASS
GPRS850	190	11.60	13	PASS
GPRS850	251	12.51	13	PASS
EGPRS850	128	12.07	13	PASS
EGPRS850	190	12.10	13	PASS
EGPRS850	251	11.95	13	PASS
GPRS1900	512	9.46	13	PASS
GPRS1900	661	9.29	13	PASS
GPRS1900	810	9.48	13	PASS
EGPRS1900	512	11.79	13	PASS
EGPRS1900	661	11.92	13	PASS
EGPRS1900	810	11.96	13	PASS

Band	Channel	Result(dB)	Limit(dB)	Verdict
Band2 WCDMA	9262	3.01	13	PASS
Band2 WCDMA	9400	3.03	13	PASS
Band2 WCDMA	9538	3.01	13	PASS
Band4 WCDMA	1312	2.96	13	PASS
Band4 WCDMA	1413	2.92	13	PASS
Band4 WCDMA	1513	2.98	13	PASS
Band5 WCDMA	4132	2.77	13	PASS
Band5 WCDMA	4182	3.08	13	PASS
Band5 WCDMA	4233	2.79	13	PASS

Band	Channel	Sub. Test	Peak-to-Average Ratio(dB)	Limit(dB)	Verdict
Band2 HSDPA	9262	1	3.09	13	PASS
Band2 HSDPA	9400	1	3.11	13	PASS
Band2 HSDPA	9538	1	3.08	13	PASS
Band2 HSDPA	9262	2	3.59	13	PASS
Band2 HSDPA	9400	2	3.56	13	PASS
Band2 HSDPA	9538	2	3.48	13	PASS
Band2 HSDPA	9262	3	3.85	13	PASS
Band2 HSDPA	9400	3	3.80	13	PASS
Band2 HSDPA	9538	3	3.75	13	PASS
Band2 HSDPA	9262	4	3.89	13	PASS
Band2 HSDPA	9400	4	3.83	13	PASS
Band2 HSDPA	9538	4	3.79	13	PASS
Band4 HSDPA	1312	1	3.13	13	PASS
Band4 HSDPA	1413	1	3.1	13	PASS
Band4 HSDPA	1513	1	3.13	13	PASS
Band4 HSDPA	1312	2	3.56	13	PASS
Band4 HSDPA	1413	2	3.54	13	PASS

Band4 HSDPA	1513	2	3.58	13	PASS
Band4 HSDPA	1312	3	3.77	13	PASS
Band4 HSDPA	1413	3	3.74	13	PASS
Band4 HSDPA	1513	3	3.77	13	PASS
Band4 HSDPA	1312	4	3.81	13	PASS
Band4 HSDPA	1413	4	3.77	13	PASS
Band4 HSDPA	1513	4	3.81	13	PASS
Band5 HSDPA	4132	1	2.55	13	PASS
Band5 HSDPA	4182	1	3.13	13	PASS
Band5 HSDPA	4233	1	2.83	13	PASS
Band5 HSDPA	4132	2	3.20	13	PASS
Band5 HSDPA	4182	2	3.64	13	PASS
Band5 HSDPA	4233	2	3.55	13	PASS
Band5 HSDPA	4132	3	3.55	13	PASS
Band5 HSDPA	4182	3	3.83	13	PASS
Band5 HSDPA	4233	3	3.91	13	PASS
Band5 HSDPA	4132	4	3.60	13	PASS
Band5 HSDPA	4182	4	3.88	13	PASS
Band5 HSDPA	4233	4	3.94	13	PASS

Band	Channel	Sub. Test	Peak-to-Average Ratio(dB)	Limit(dB)	Verdict
Band2 HSUPA	9262	1	4.48	13	PASS
Band2 HSUPA	9400	1	4.46	13	PASS
Band2 HSUPA	9538	1	4.46	13	PASS
Band2 HSUPA	9262	2	5.60	13	PASS
Band2 HSUPA	9400	2	5.60	13	PASS
Band2 HSUPA	9538	2	5.55	13	PASS
Band2 HSUPA	9262	3	5.12	13	PASS
Band2 HSUPA	9400	3	5.11	13	PASS
Band2 HSUPA	9538	3	5.09	13	PASS
Band2 HSUPA	9262	4	5.42	13	PASS
Band2 HSUPA	9400	4	5.41	13	PASS
Band2 HSUPA	9538	4	5.41	13	PASS
Band2 HSUPA	9262	5	4.15	13	PASS
Band2 HSUPA	9400	5	4.17	13	PASS
Band2 HSUPA	9538	5	4.10	13	PASS
Band4 HSUPA	1312	1	4.40	13	PASS
Band4 HSUPA	1413	1	4.32	13	PASS
Band4 HSUPA	1513	1	4.42	13	PASS
Band4 HSUPA	1312	2	5.52	13	PASS
Band4 HSUPA	1413	2	5.45	13	PASS
Band4 HSUPA	1513	2	5.47	13	PASS
Band4 HSUPA	1312	3	5.02	13	PASS
Band4 HSUPA	1413	3	4.93	13	PASS

Band4 HSUPA	1513	3	5.02	13	PASS
Band4 HSUPA	1312	4	5.31	13	PASS
Band4 HSUPA	1413	4	5.16	13	PASS
Band4 HSUPA	1513	4	5.26	13	PASS
Band4 HSUPA	1312	5	4.12	13	PASS
Band4 HSUPA	1413	5	4.10	13	PASS
Band4 HSUPA	1513	5	4.11	13	PASS
Band5 HSUPA	4132	1	4.16	13	PASS
Band5 HSUPA	4182	1	4.50	13	PASS
Band5 HSUPA	4233	1	4.25	13	PASS
Band5 HSUPA	4132	2	5.23	13	PASS
Band5 HSUPA	4182	2	5.67	13	PASS
Band5 HSUPA	4233	2	5.36	13	PASS
Band5 HSUPA	4132	3	4.79	13	PASS
Band5 HSUPA	4182	3	5.25	13	PASS
Band5 HSUPA	4233	3	4.95	13	PASS
Band5 HSUPA	4132	4	5.03	13	PASS
Band5 HSUPA	4182	4	5.48	13	PASS
Band5 HSUPA	4233	4	5.13	13	PASS
Band5 HSUPA	4132	5	3.32	13	PASS
Band5 HSUPA	4182	5	4.21	13	PASS
Band5 HSUPA	4233	5	3.67	13	PASS

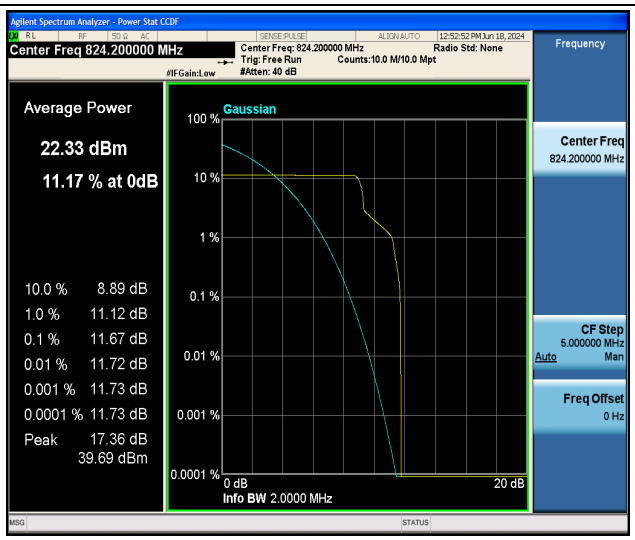

GPRS850-128-PASS

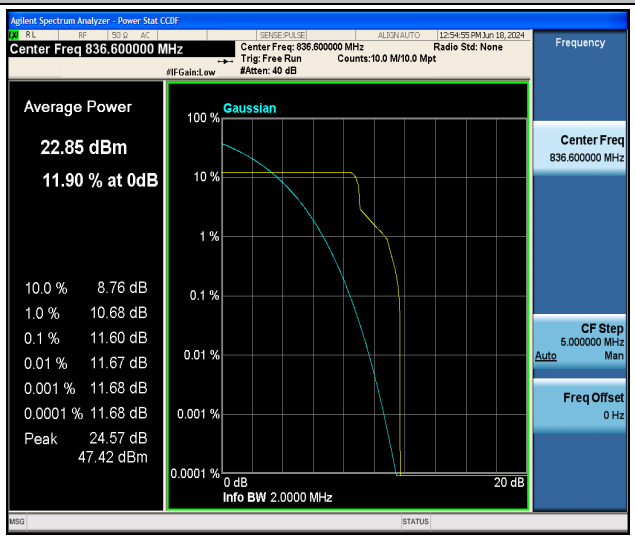

GPRS850-190-PASS

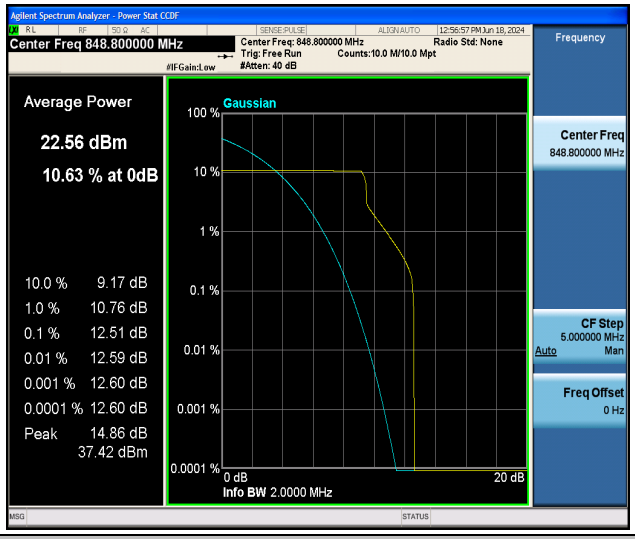

GPRS850-251-PASS

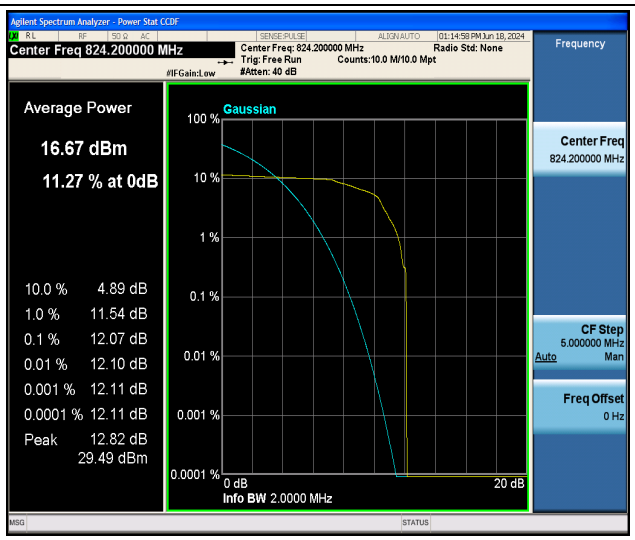

EGPRS850-128-PASS

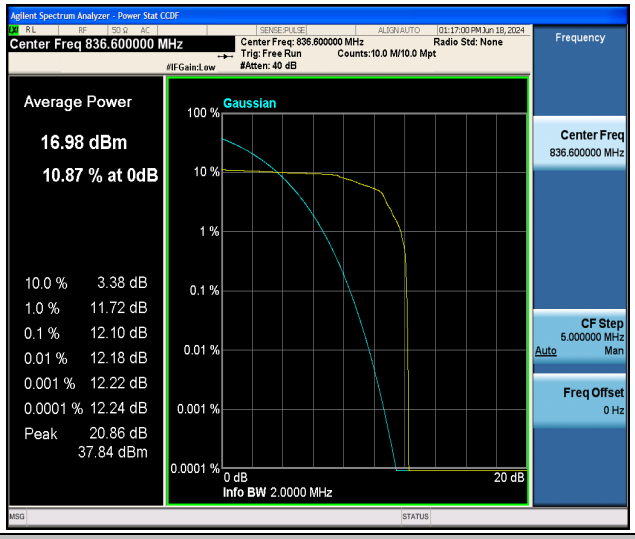

EGPRS850-190-PASS

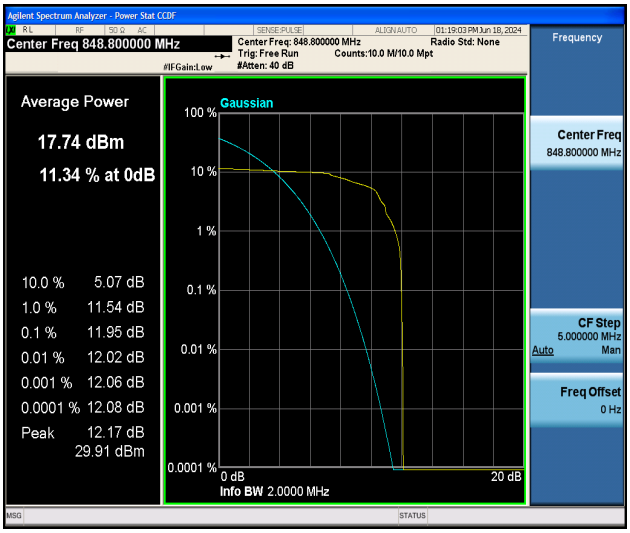

EGPRS850-251-PASS

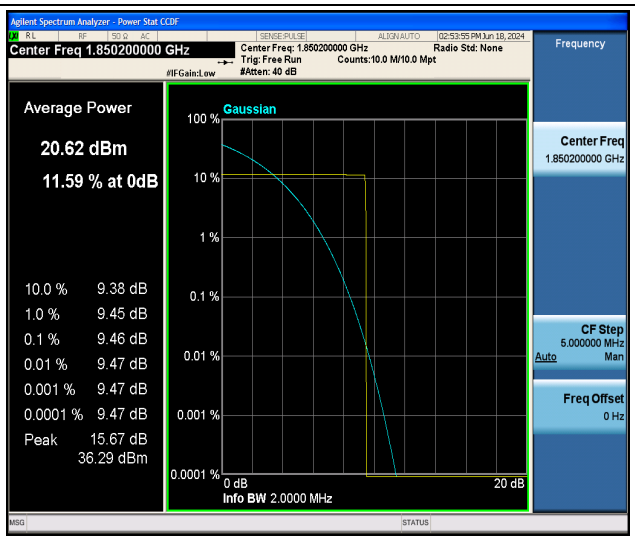

GPRS1900-512-PASS

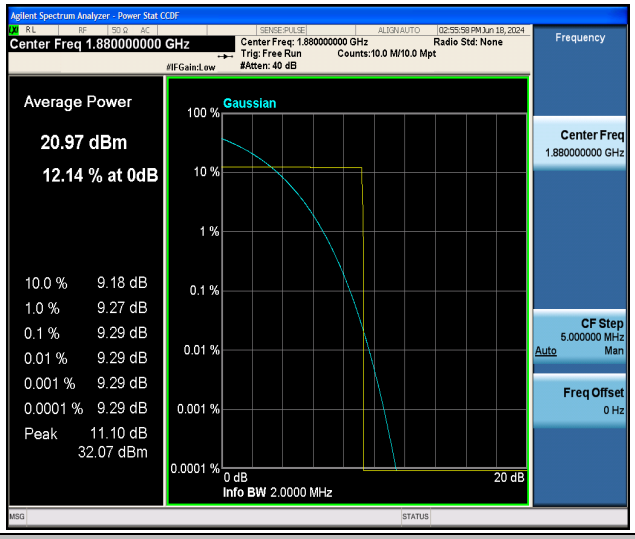

GPRS1900-661-PASS

GPRS1900-810-PASS

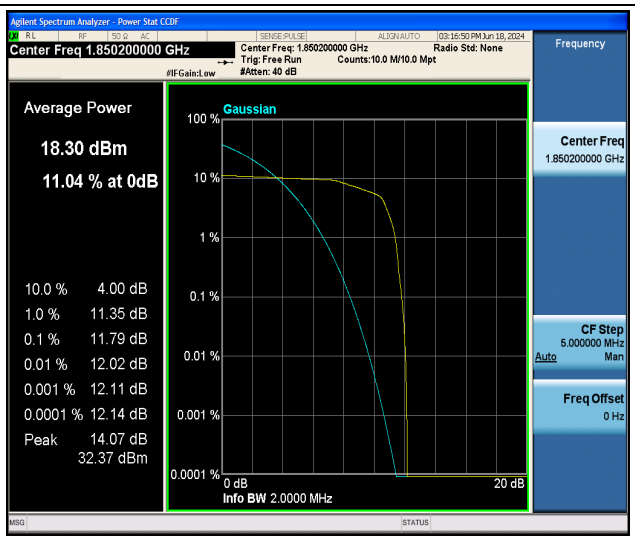

EGPRS1900-512-PASS

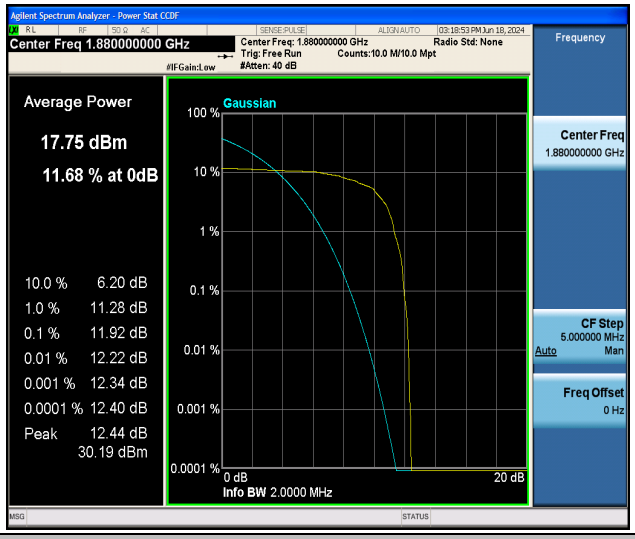

EGPRS1900-661-PASS

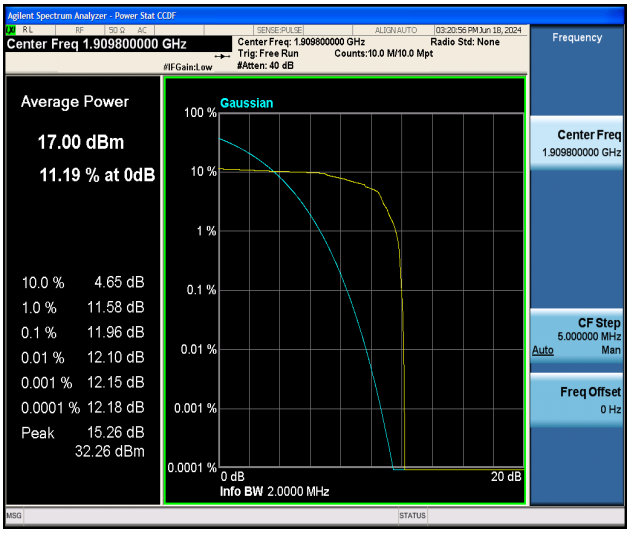

EGPRS1900-810-PASS

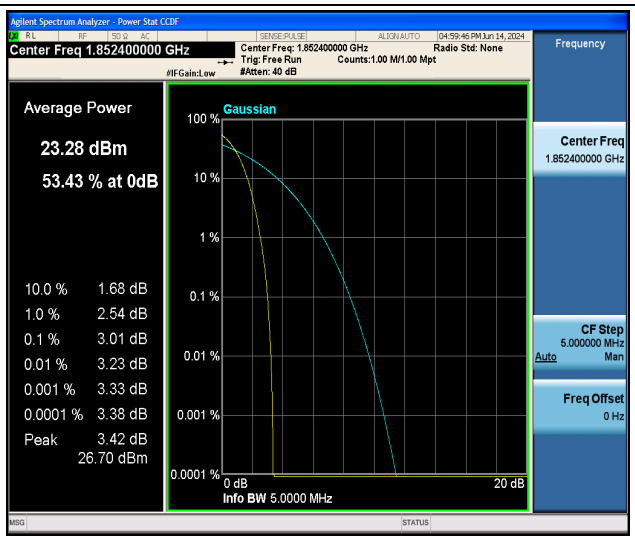

Band2-9262-PASS

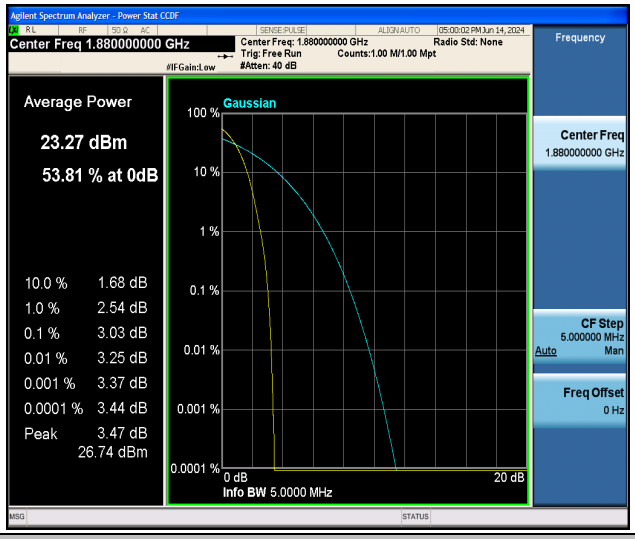

Band2-9400-PASS

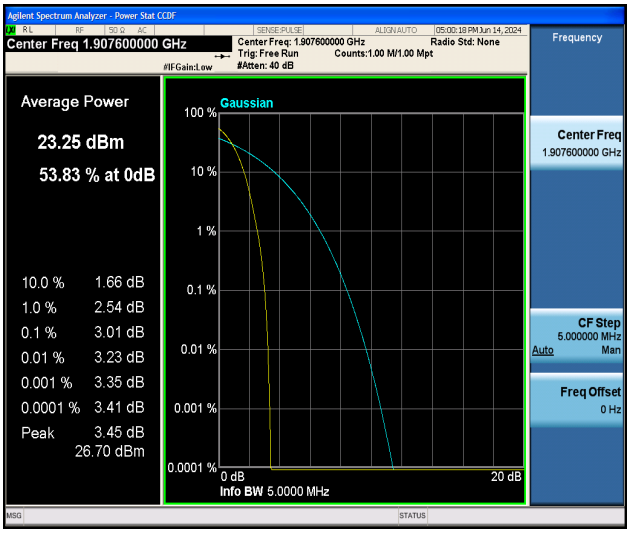

Band2-9538-PASS

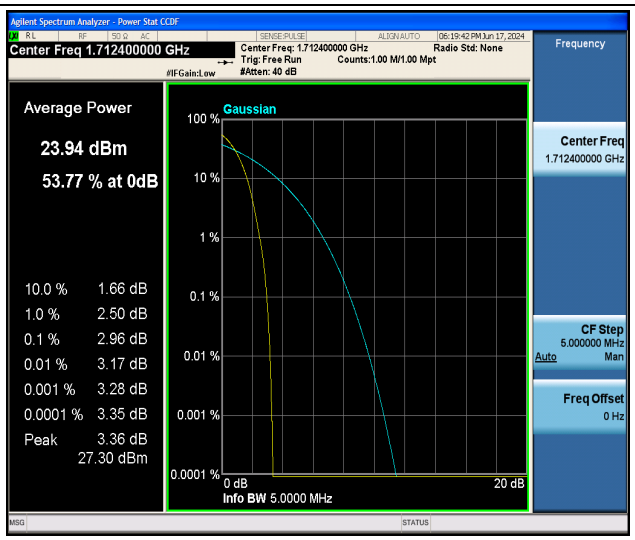

Band4-1312-PASS

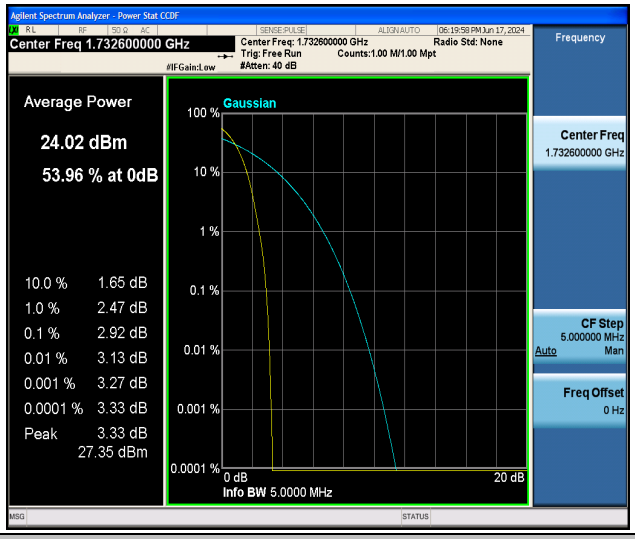

Band4-1413-PASS

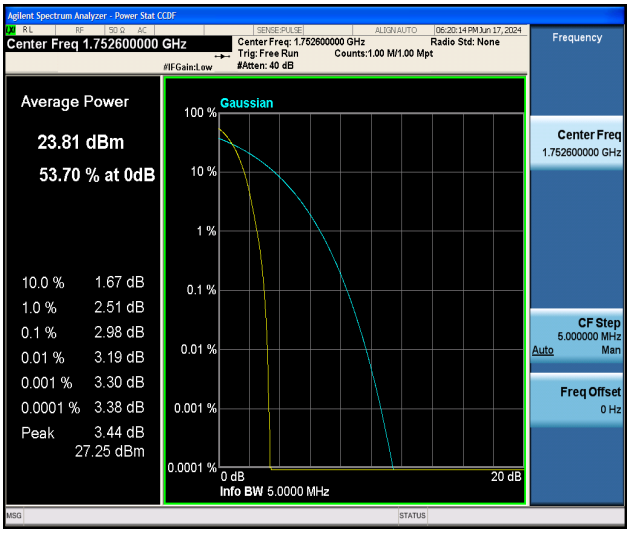

Band4-1513-PASS

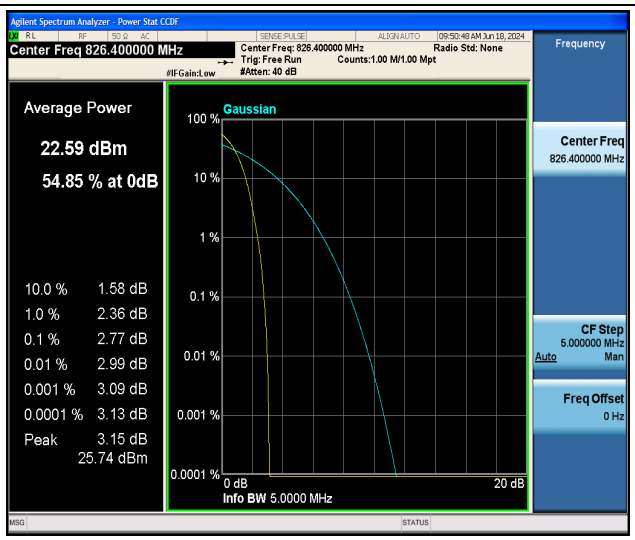

Band5-4132-PASS

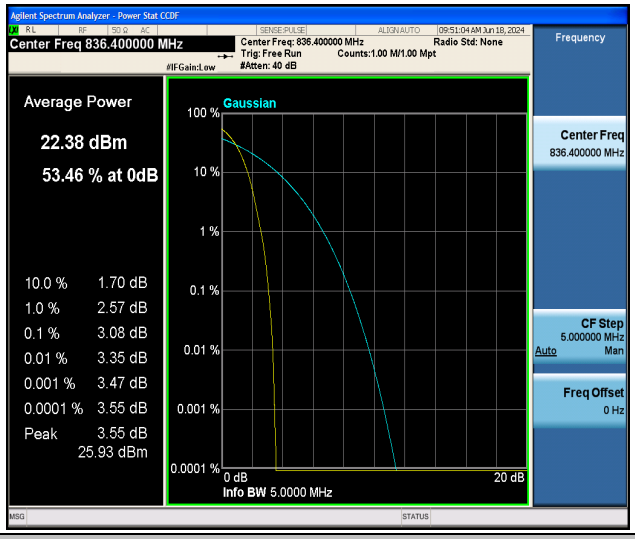

Band5-4182-PASS

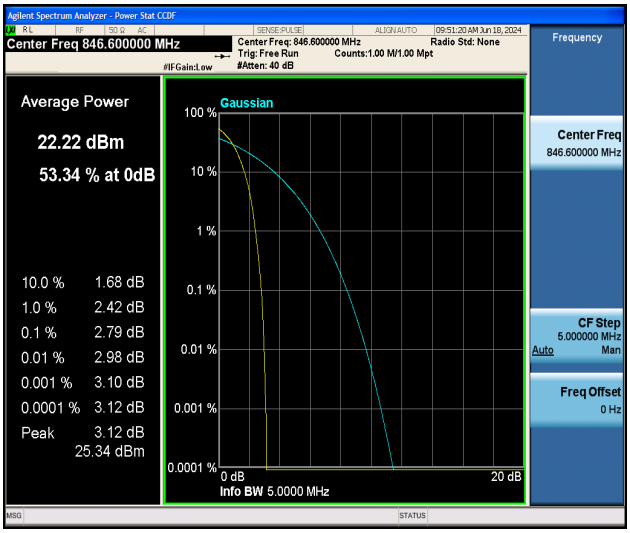

Band5-4233-PASS

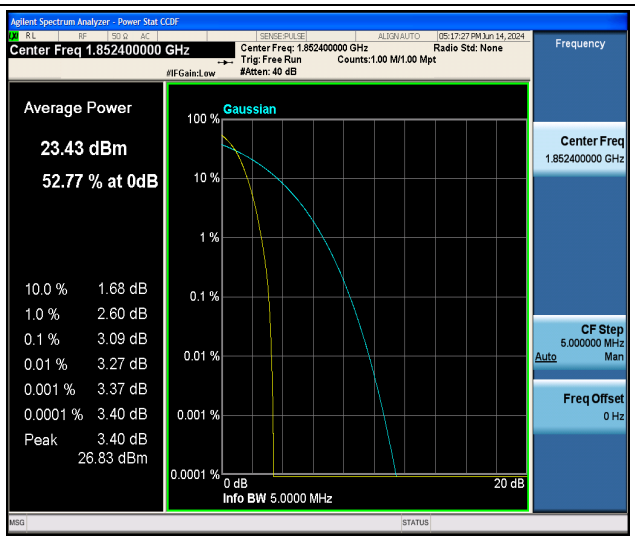

Band2-9262-1-PASS

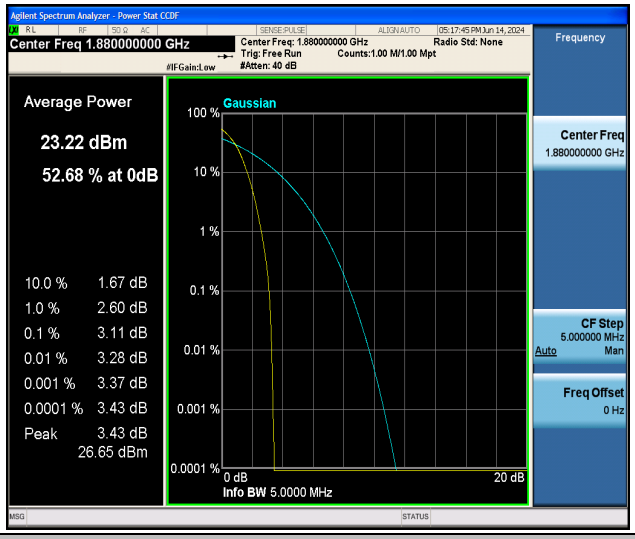

Band2-9400-1-PASS

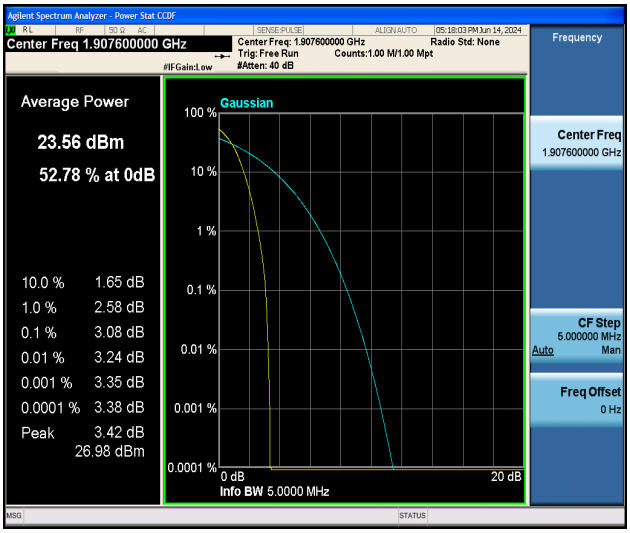

Band2-9538-1-PASS

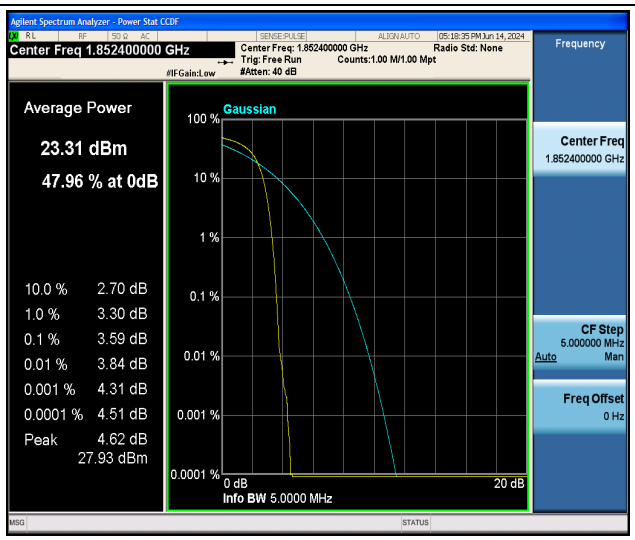

Band2-9262-2-PASS

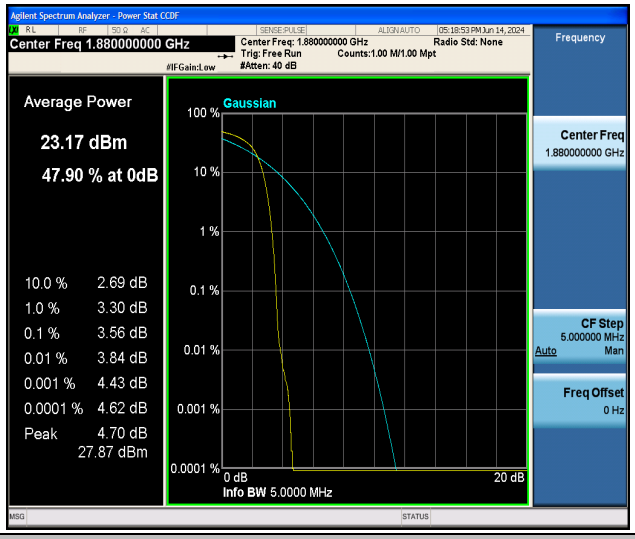

Band2-9400-2-PASS

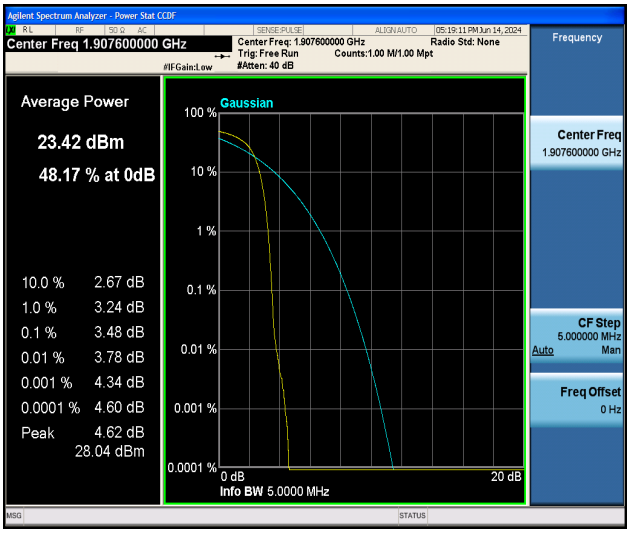

Band2-9538-2-PASS

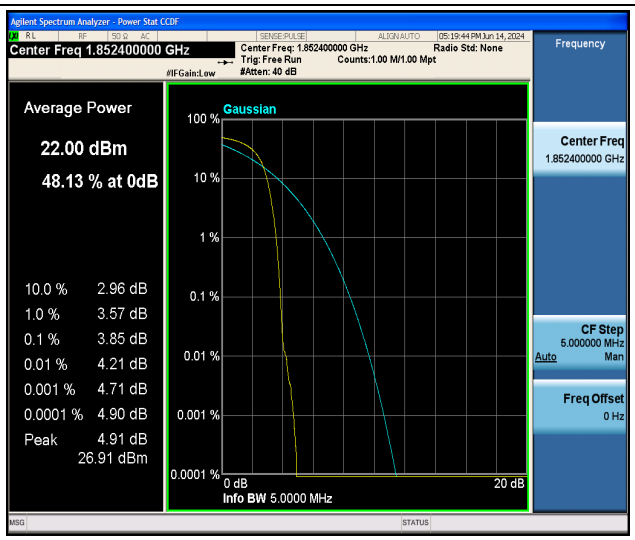

Band2-9262-3-PASS

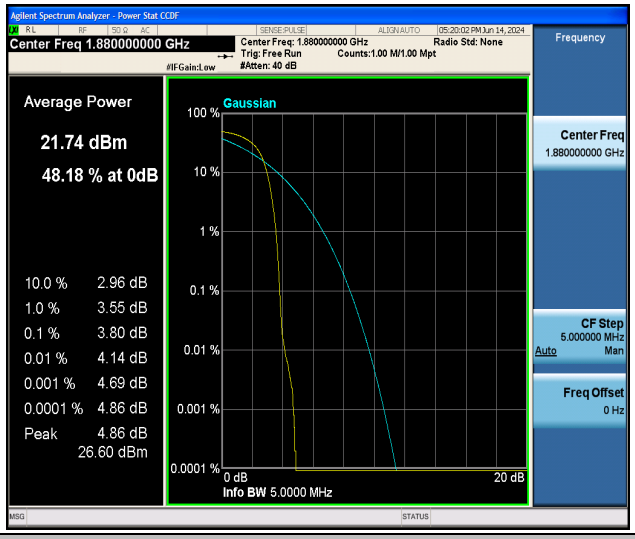

Band2-9400-3-PASS

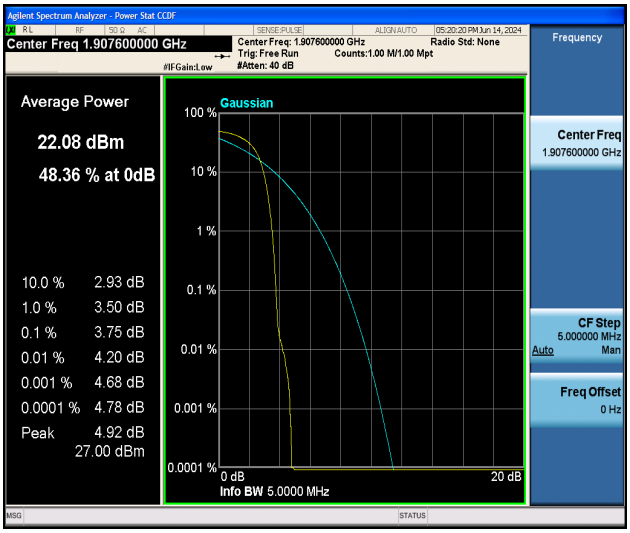

Band2-9538-3-PASS

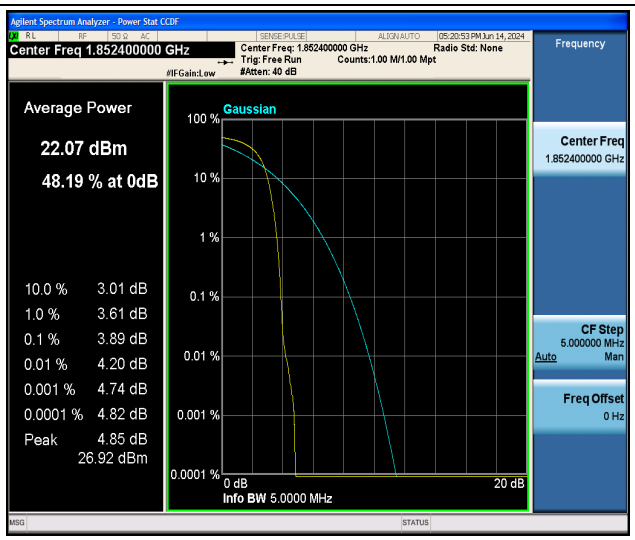

Band2-9262-4-PASS

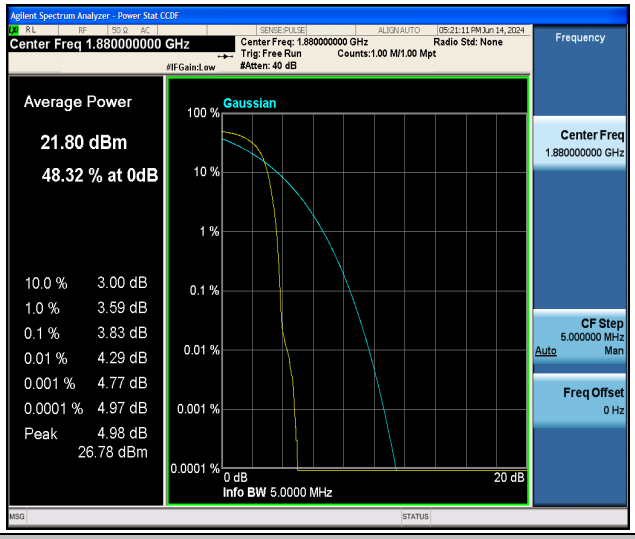

Band2-9400-4-PASS

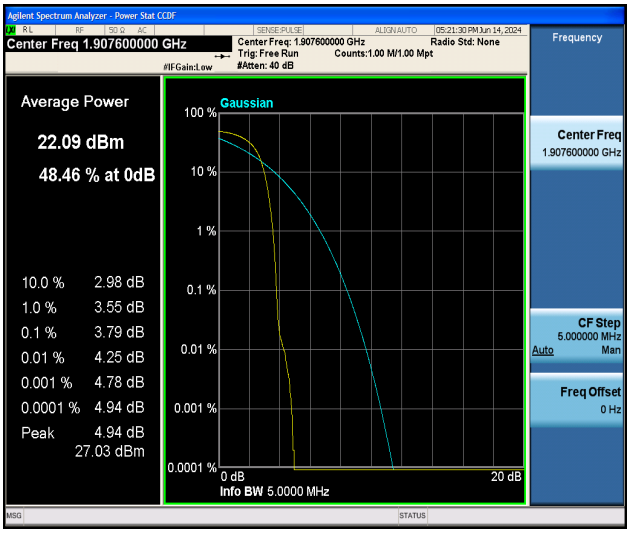

Band2-9538-4-PASS

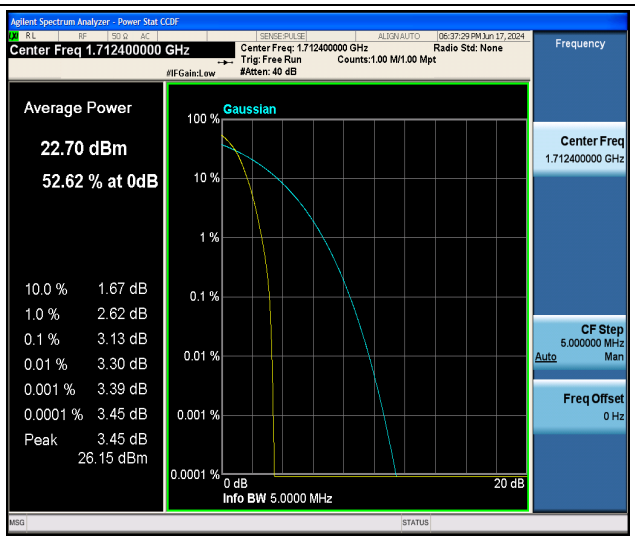

Band4-1312-1-PASS

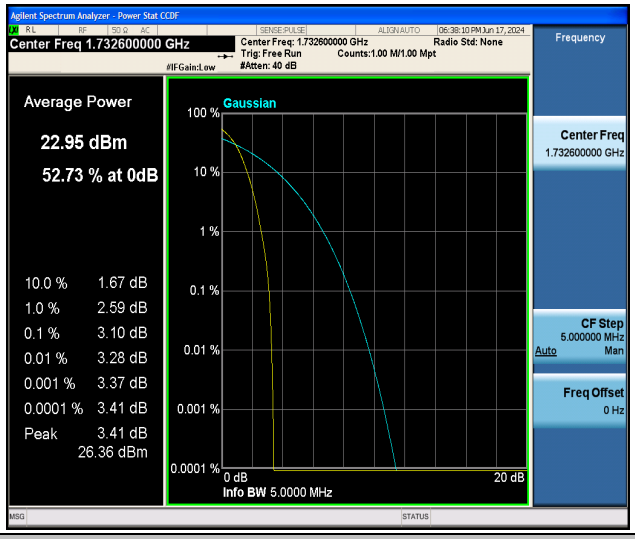

Band4-1413-1-PASS

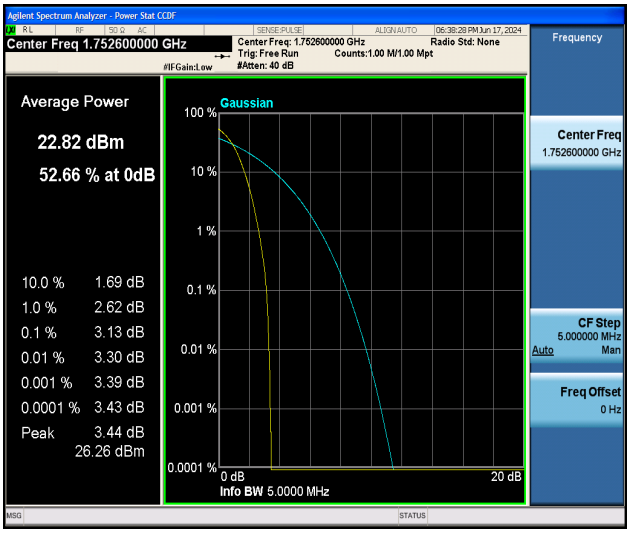

Band4-1513-1-PASS

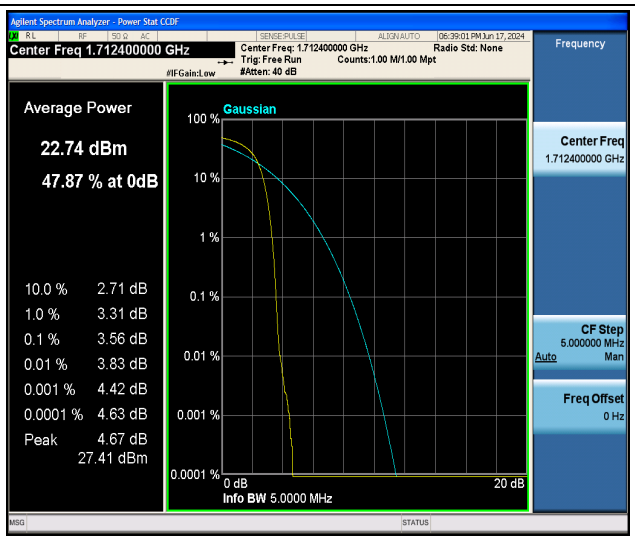

Band4-1312-2-PASS

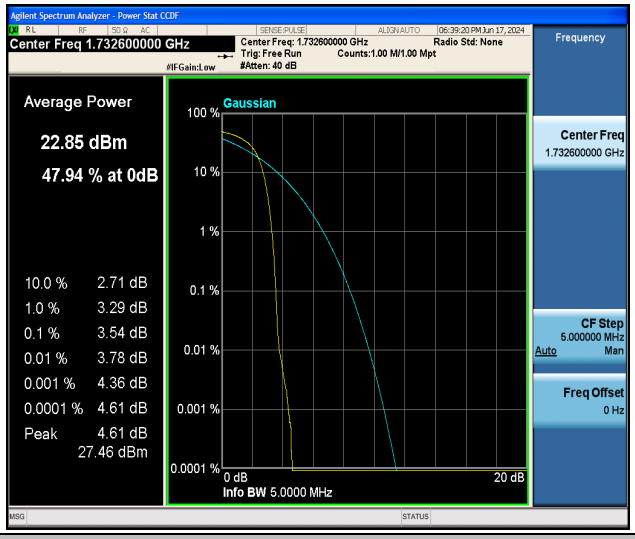

Band4-1413-2-PASS

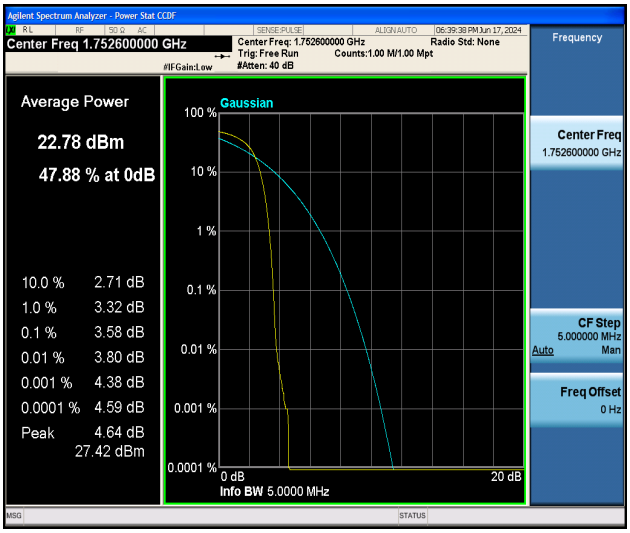

Band4-1513-2-PASS

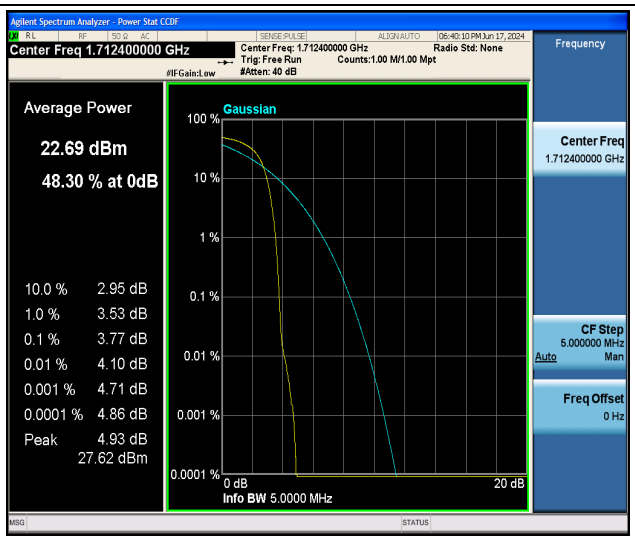

Band4-1312-3-PASS

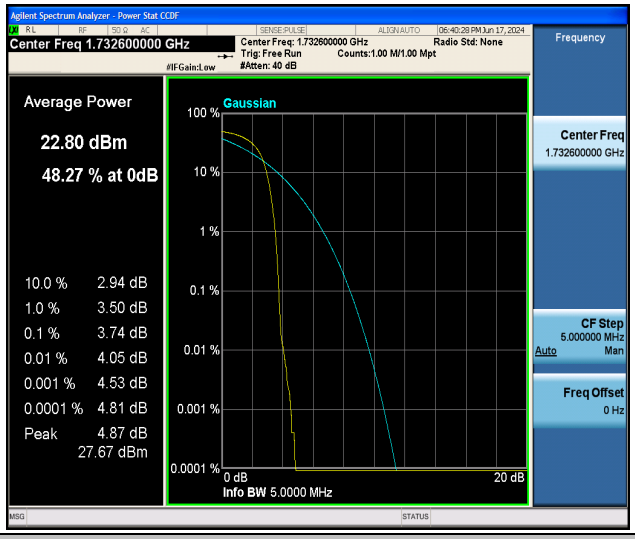

Band4-1413-3-PASS

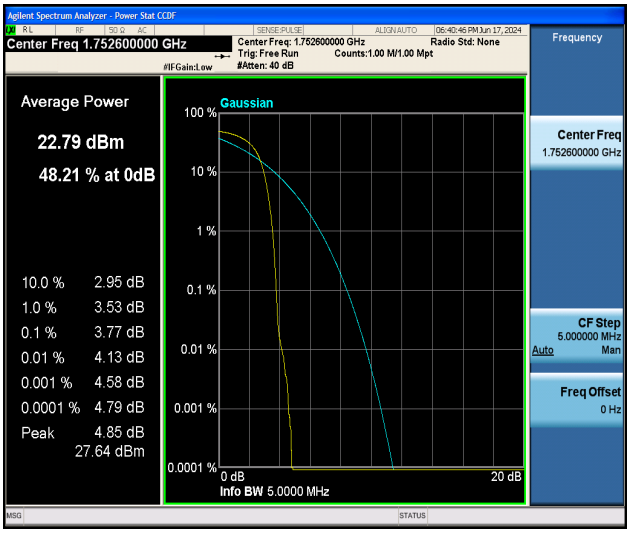

Band4-1513-3-PASS

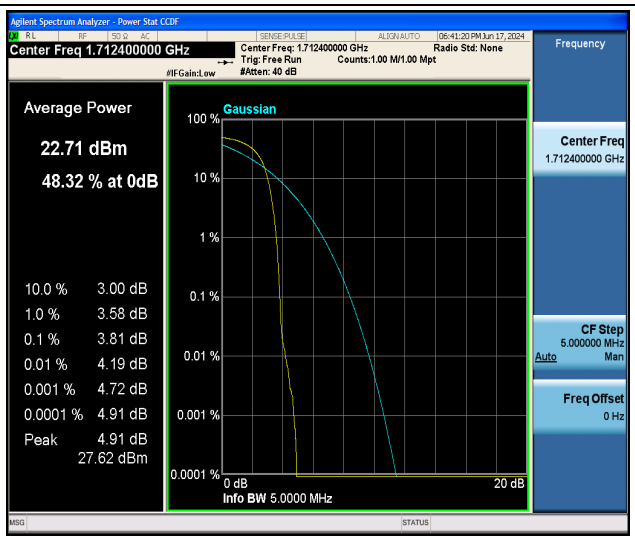

Band4-1312-4-PASS

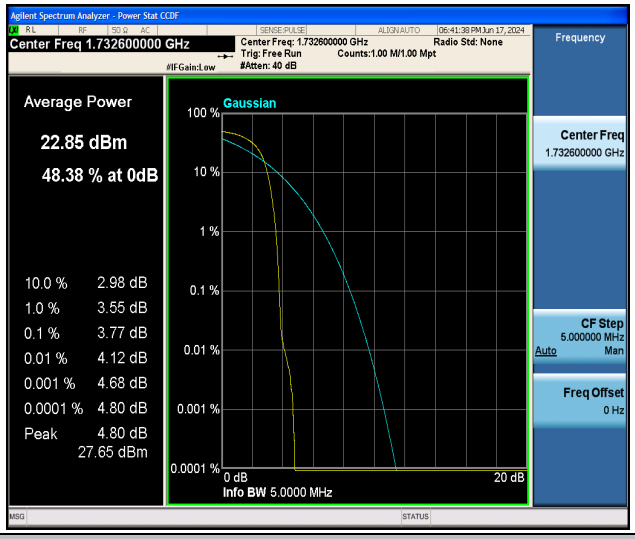

Band4-1413-4-PASS

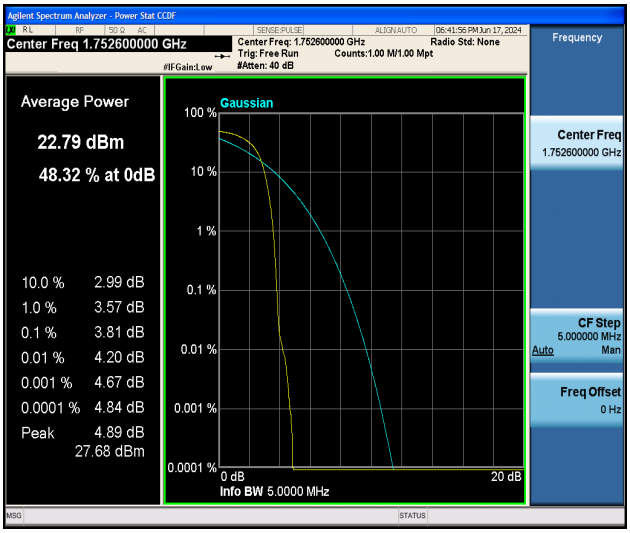

Band4-1513-4-PASS

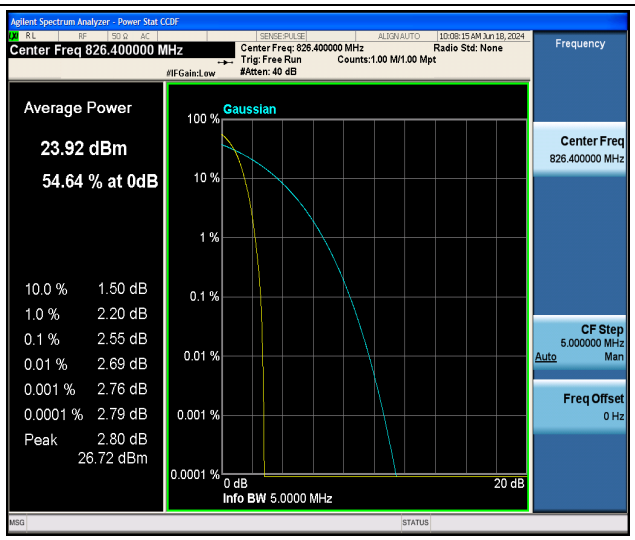

Band5-4132-1-PASS

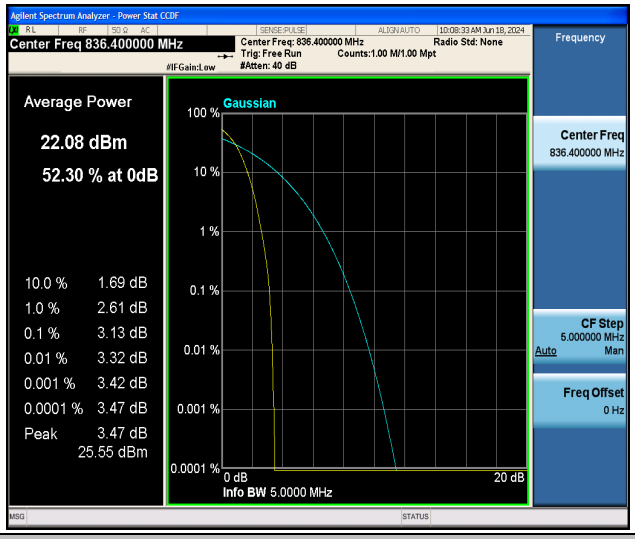

Band5-4182-1-PASS

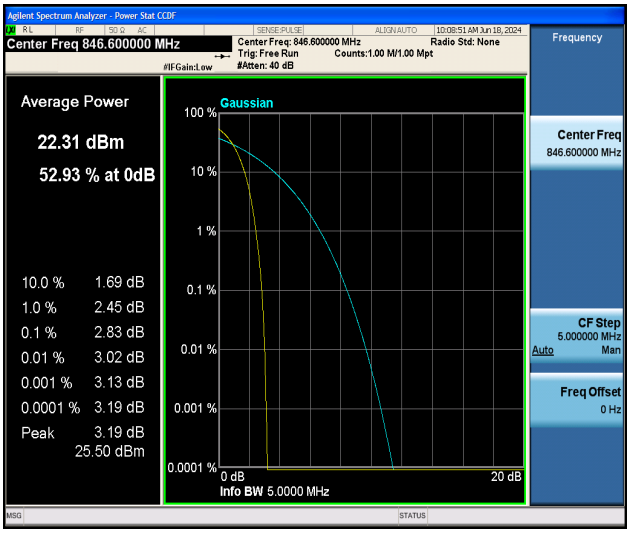

Band5-4233-1-PASS

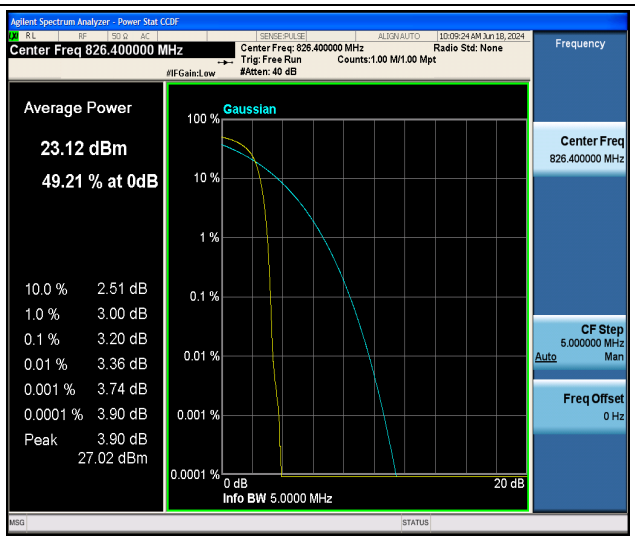

Band5-4132-2-PASS

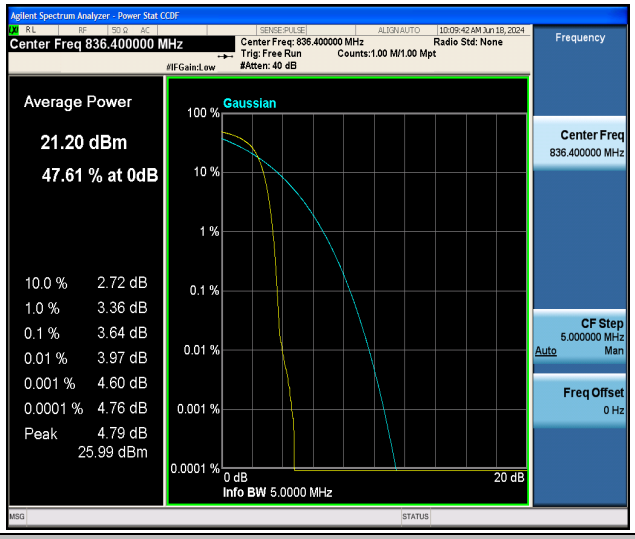

Band5-4182-2-PASS

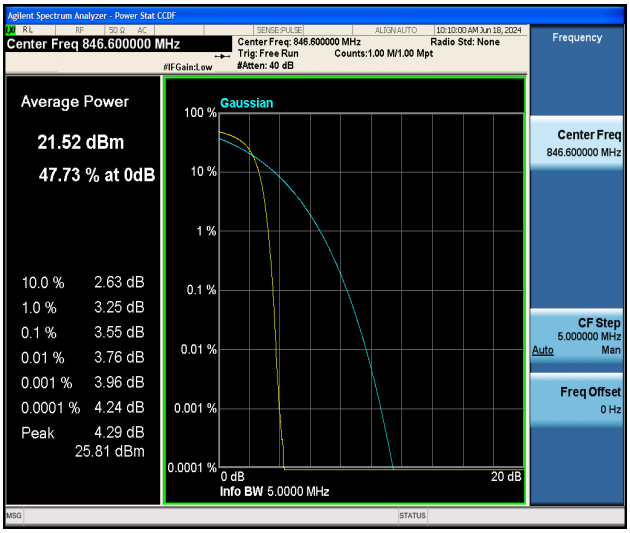

Band5-4233-2-PASS

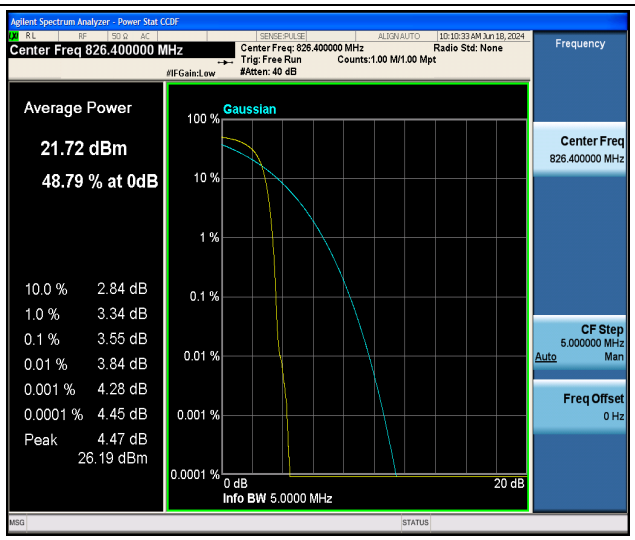

Band5-4132-3-PASS

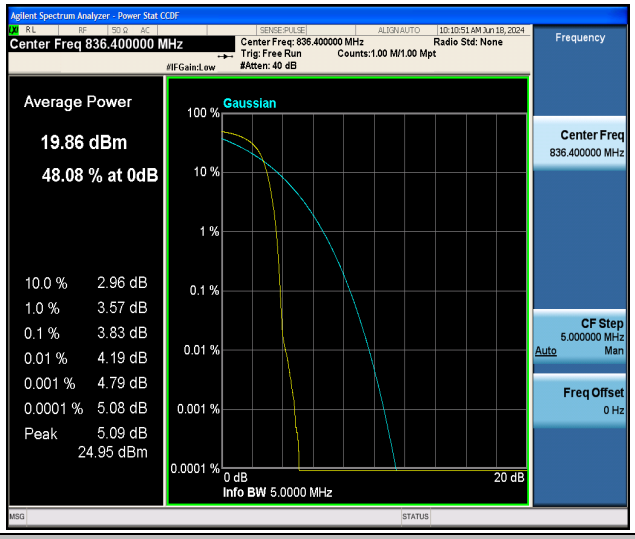

Band5-4182-3-PASS

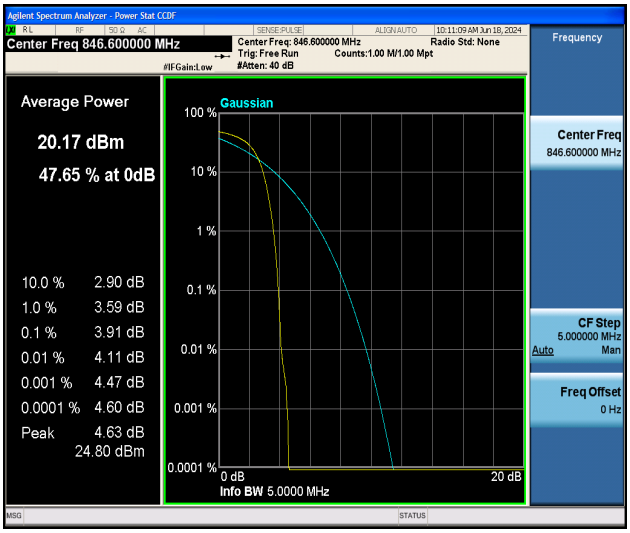

Band5-4233-3-PASS

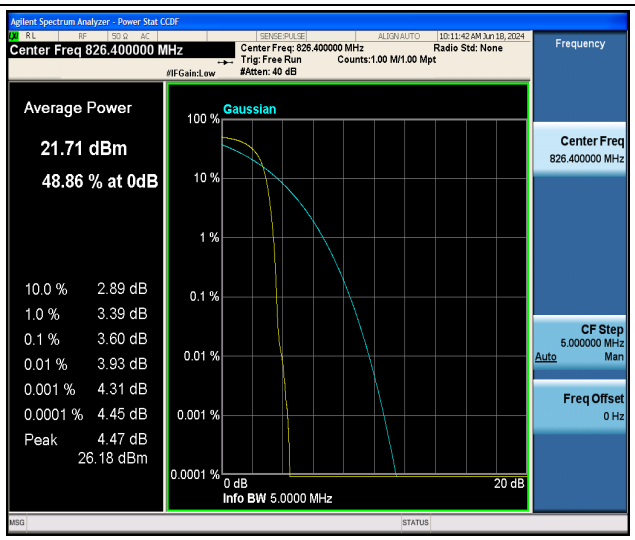

Band5-4132-4-PASS

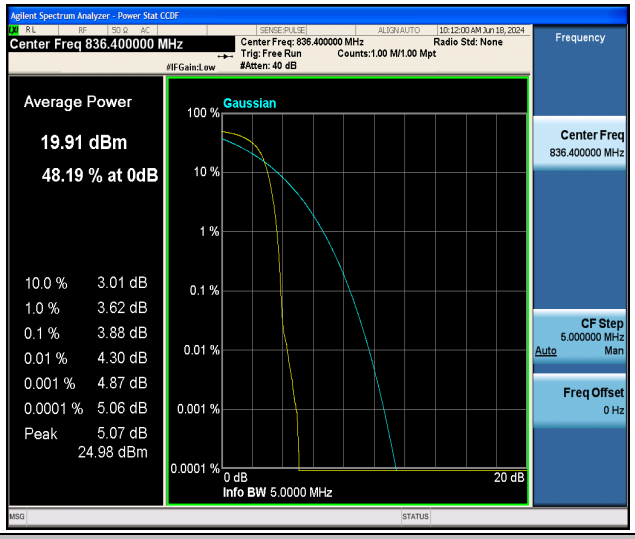

Band5-4182-4-PASS

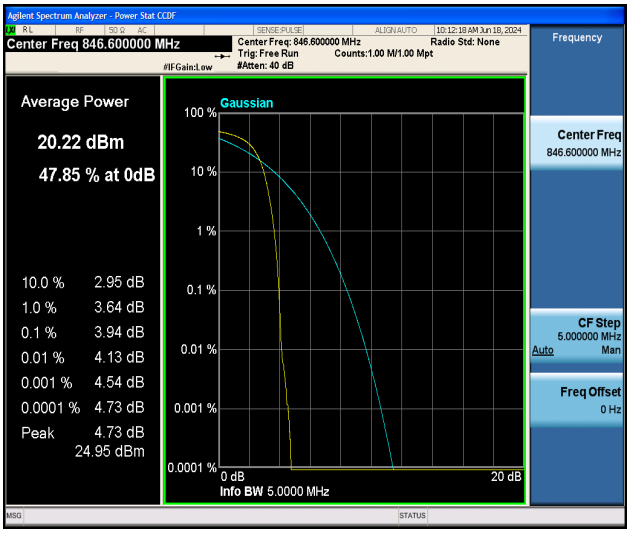

Band5-4233-4-PASS

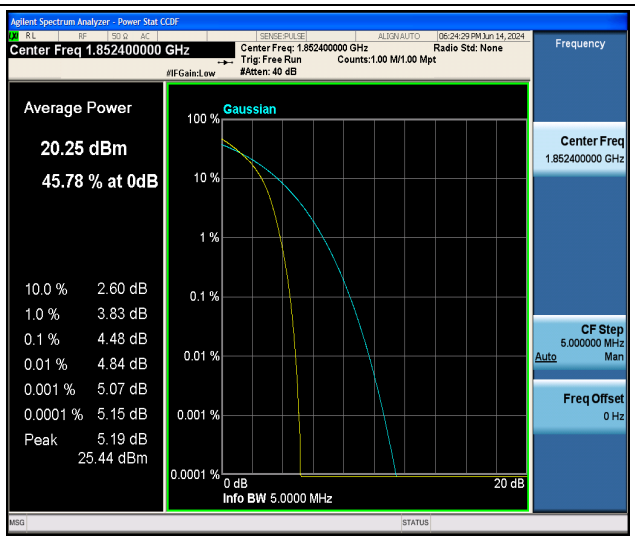

Band2-9262-1-PASS

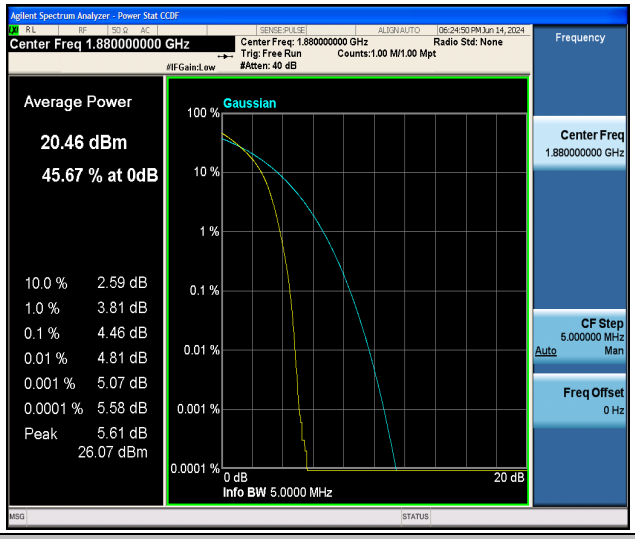

Band2-9400-1-PASS

Band2-9538-1-PASS

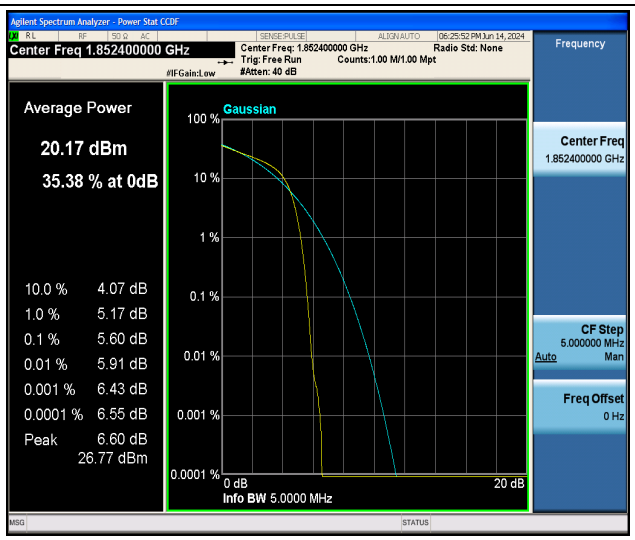

Band2-9262-2-PASS

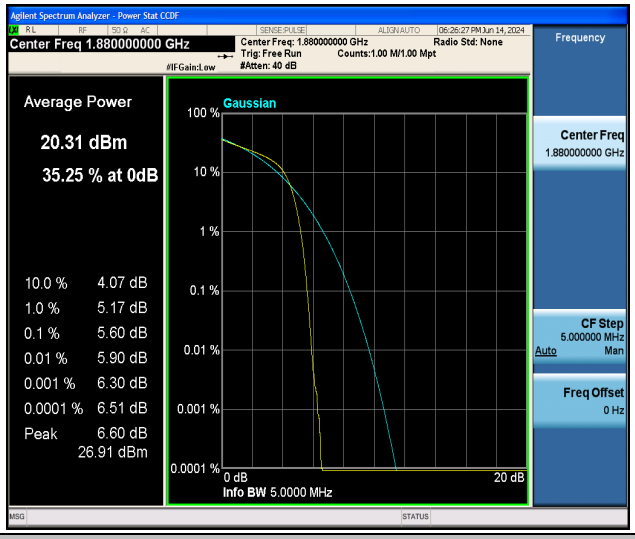

Band2-9400-2-PASS

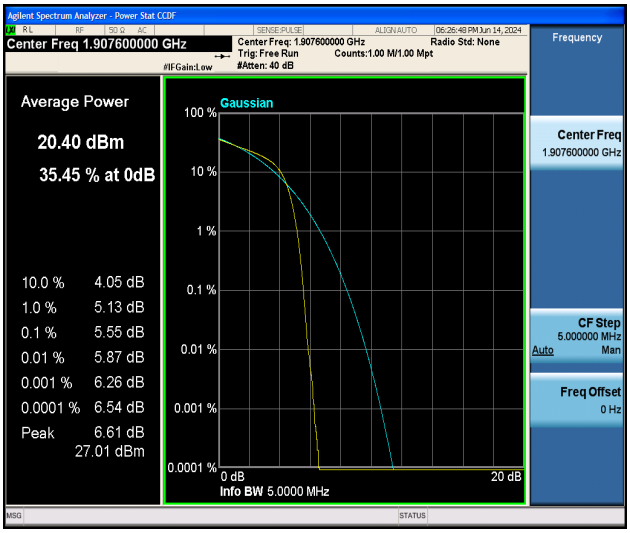

Band2-9538-2-PASS

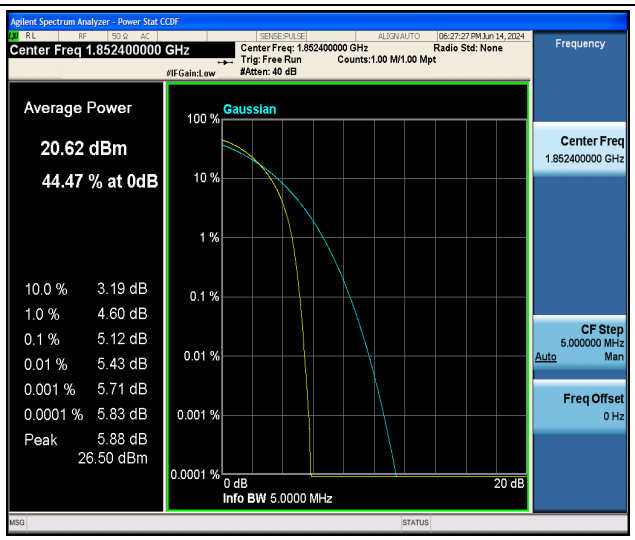

Band2-9262-3-PASS

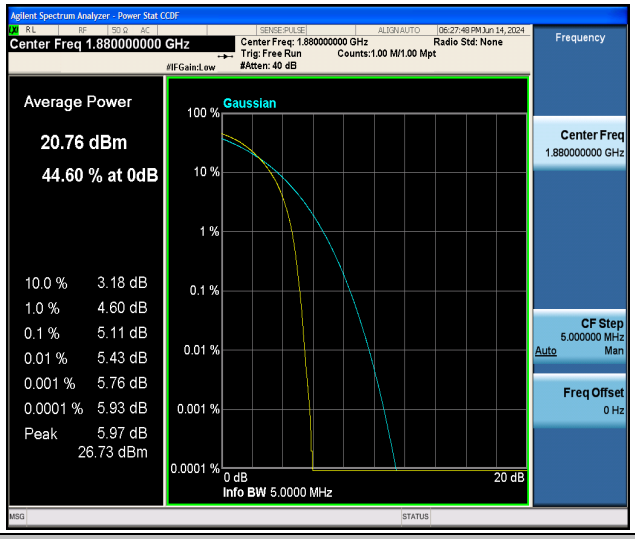

Band2-9400-3-PASS

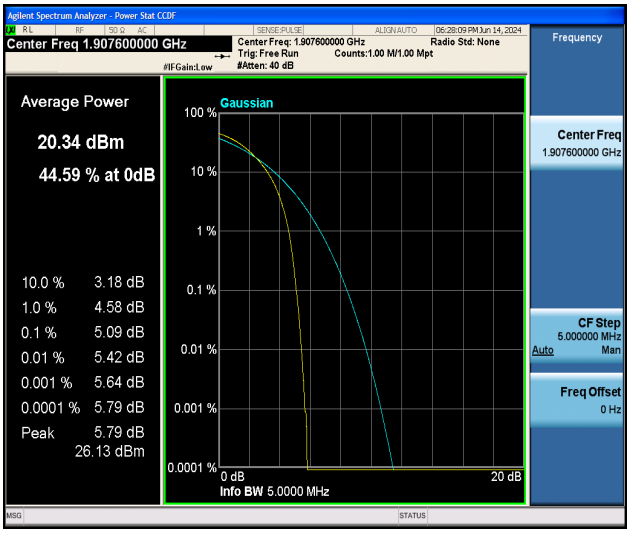

Band2-9538-3-PASS

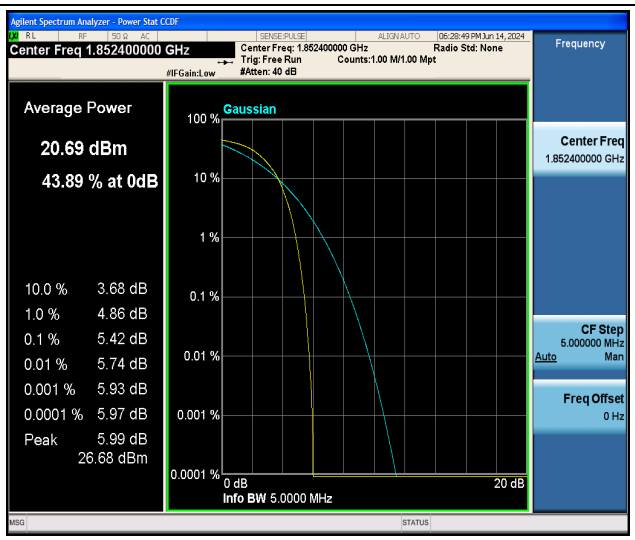

Band2-9262-4-PASS

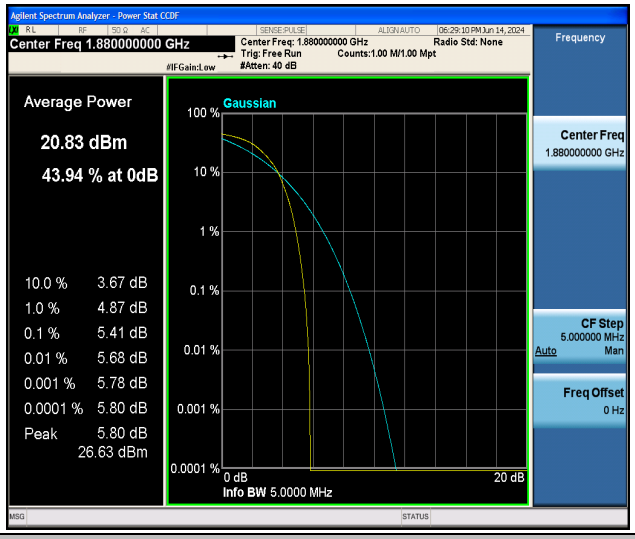

Band2-9400-4-PASS

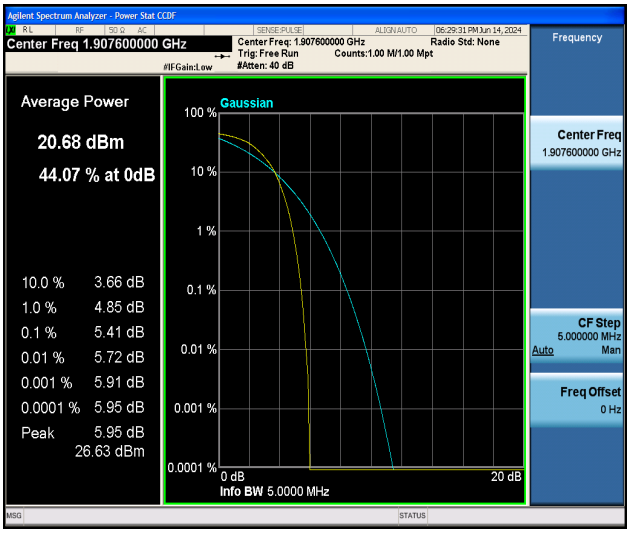

Band2-9538-4-PASS

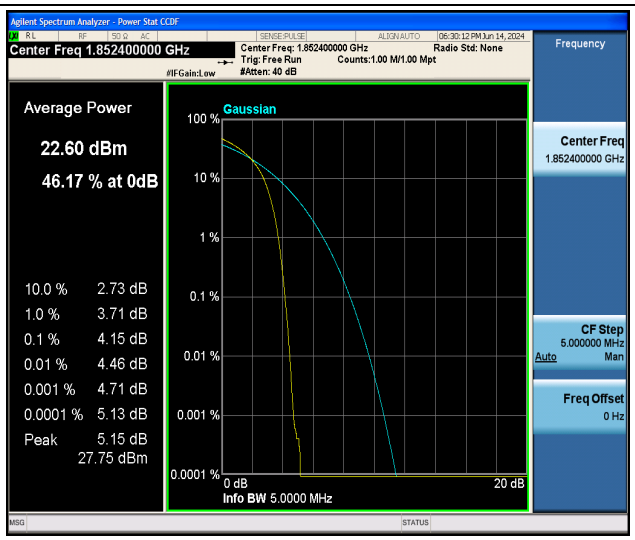

Band2-9262-5-PASS

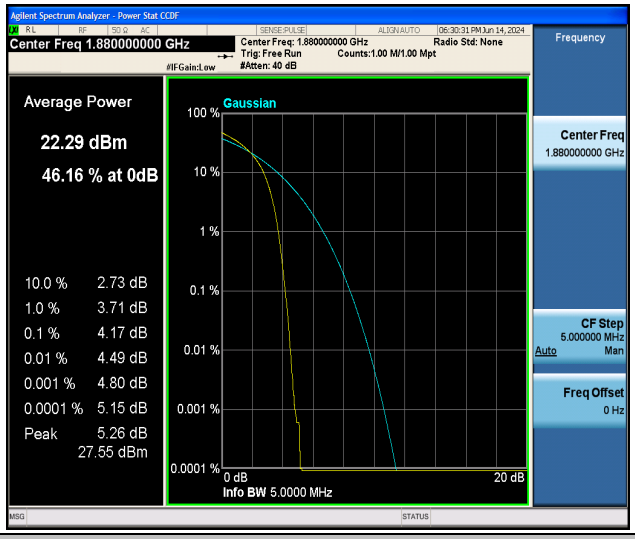

Band2-9400-5-PASS

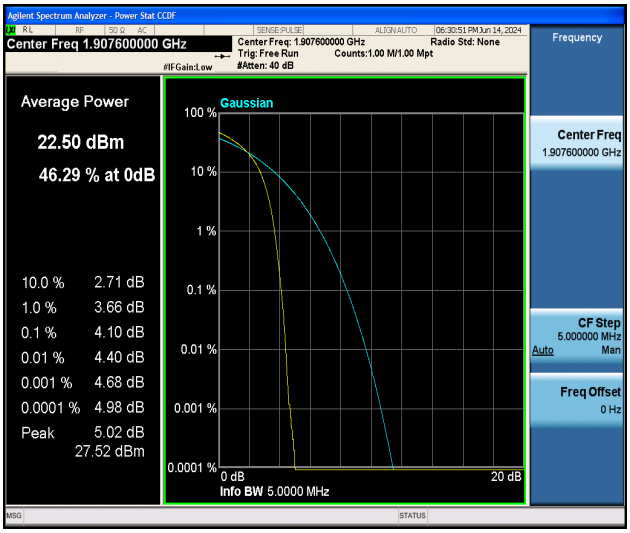

Band2-9538-5-PASS

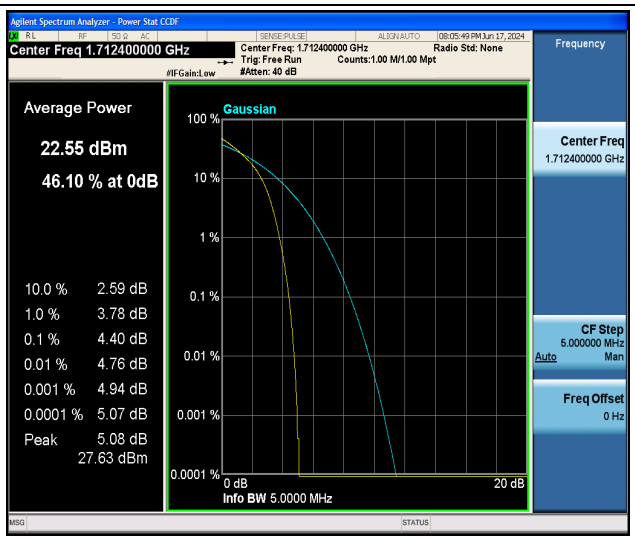

Band4-1312-1-PASS

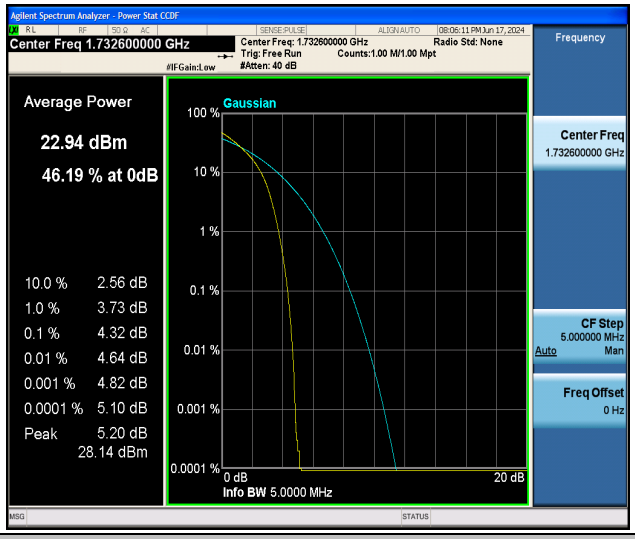

Band4-1413-1-PASS

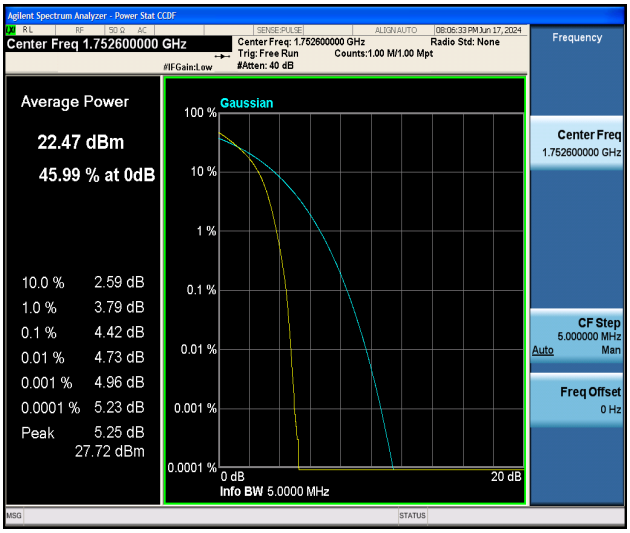

Band4-1513-1-PASS

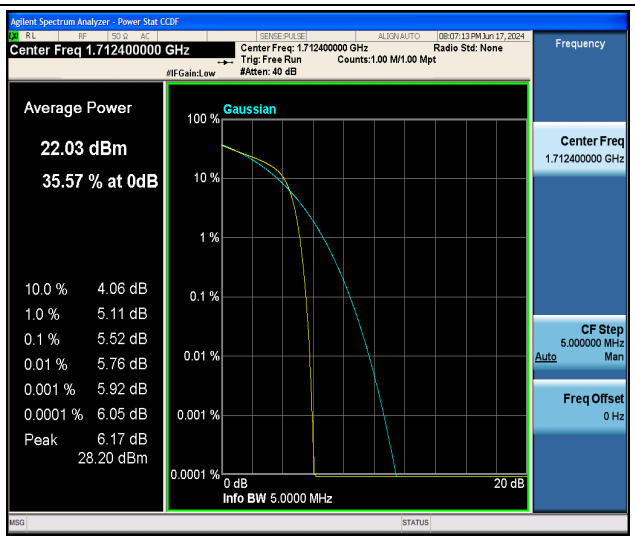

Band4-1312-2-PASS

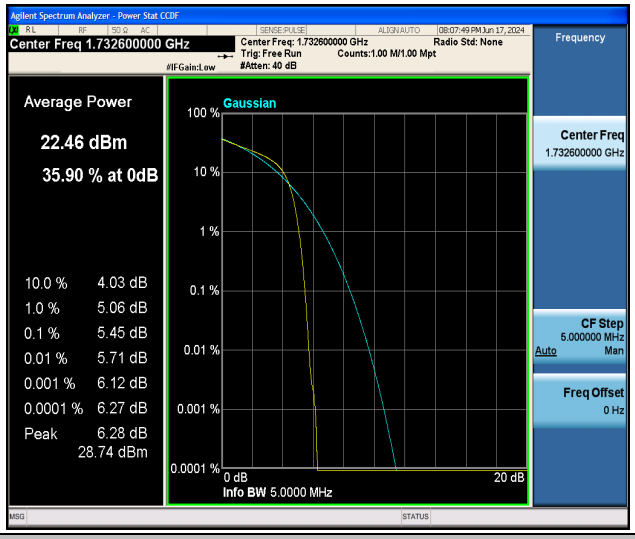

Band4-1413-2-PASS

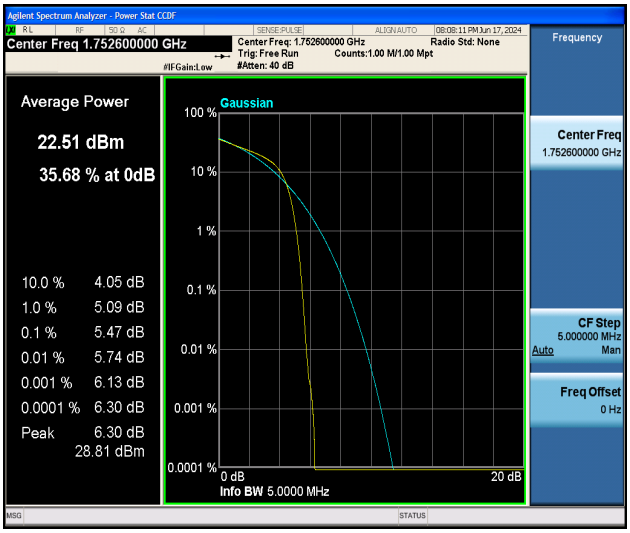

Band4-1513-2-PASS

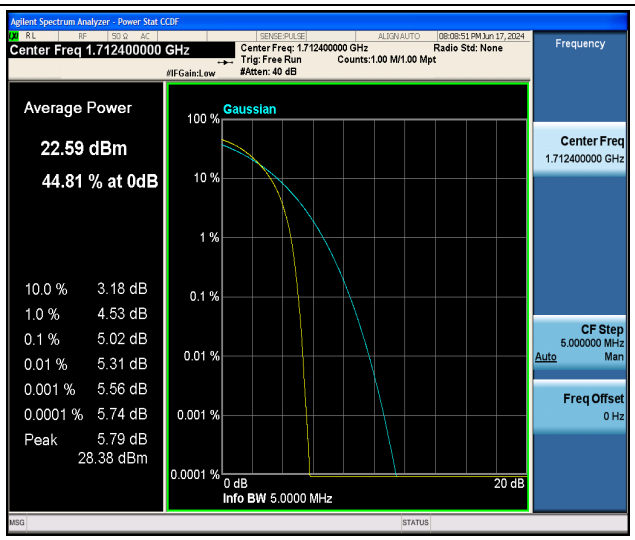

Band4-1312-3-PASS

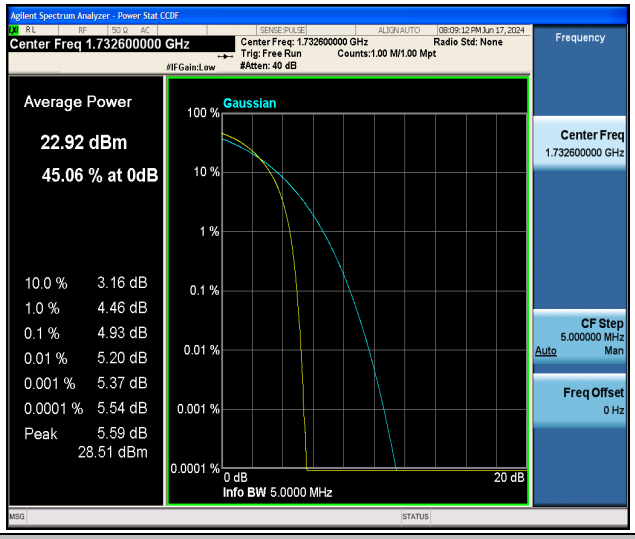

Band4-1413-3-PASS

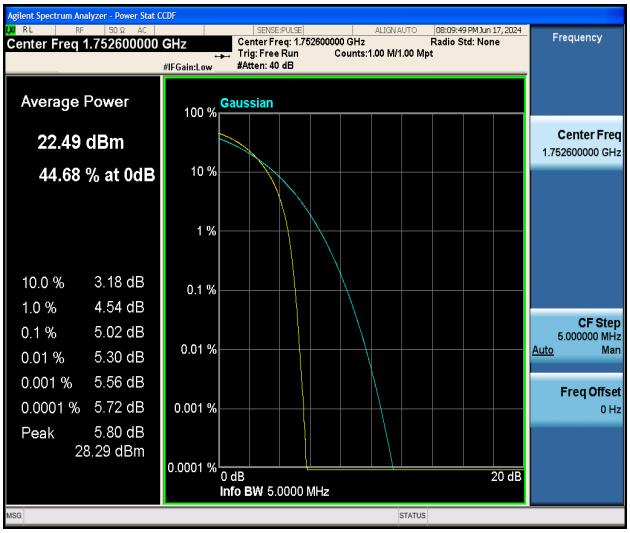

Band4-1513-3-PASS

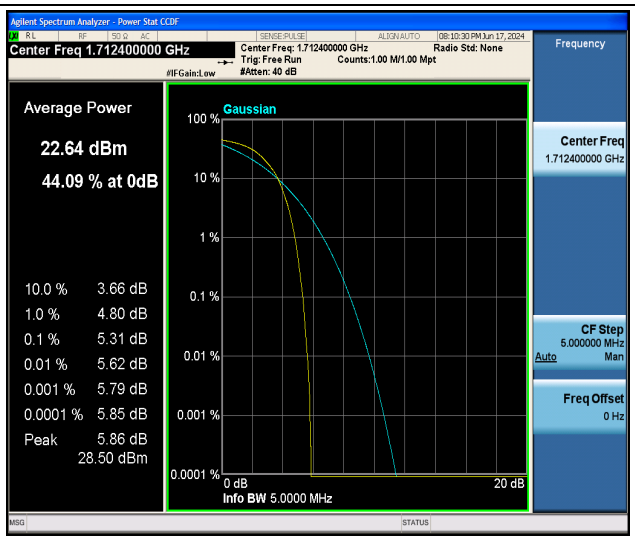

Band4-1312-4-PASS

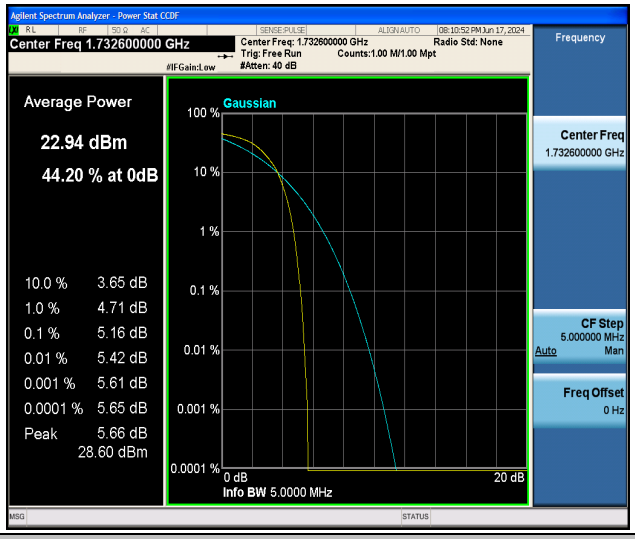

Band4-1413-4-PASS

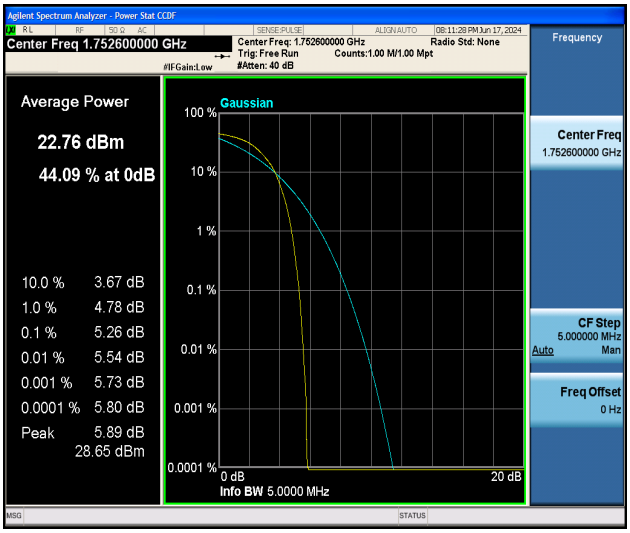

Band4-1513-4-PASS

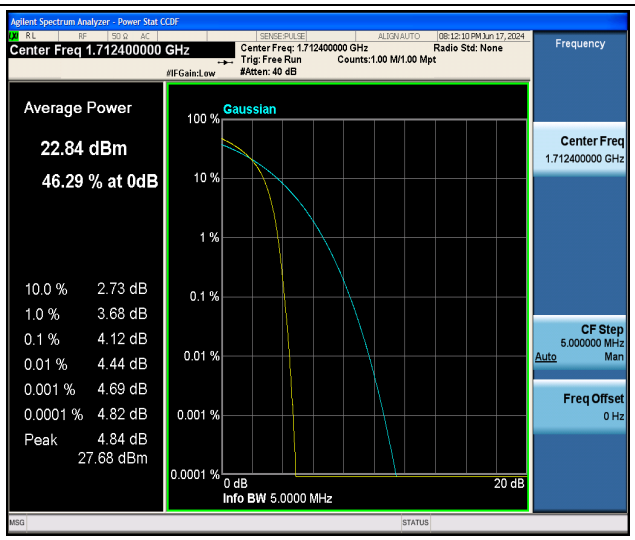

Band4-1312-5-PASS

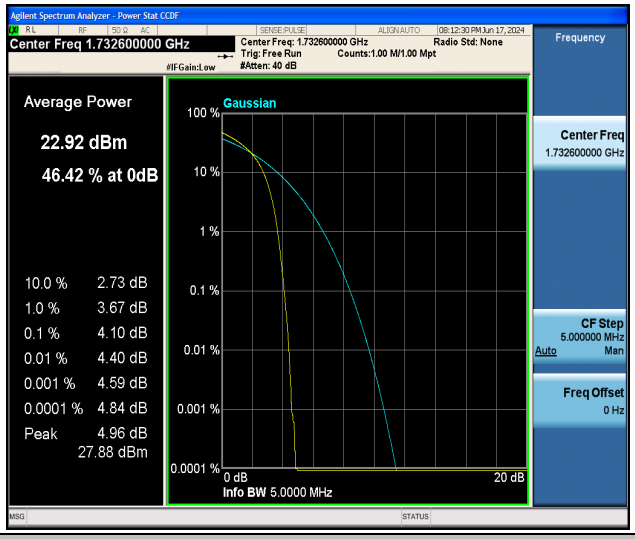

Band4-1413-5-PASS

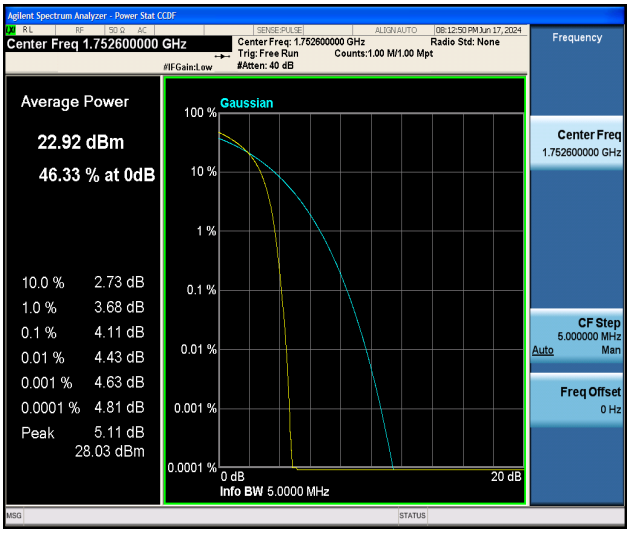

Band4-1513-5-PASS