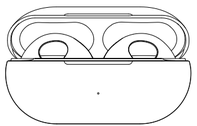

Wireless Clip-on Earphones

CAUTION!

This device complies with Part 15 of the FCC Rules.
Operation is subject to the following two
conditions:(1) this device may not cause harmful interference,
and (2) this device must accept anyinterference received, including interference
that may cause undesired operation.

214-120820 FCC ID: 2BB9C-TW01 Made in China

1.Product structure：

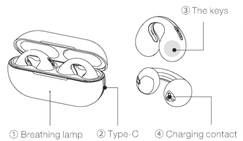

The product name:	Wireless Clip-on Earphones
Charge bin battery:	350 mA
The transmission radius:	10 meters
Music time:	About 4 hours
The charging interface:	USBType-C
Charging time:	About 1.5 hours

2 .The BT pairing

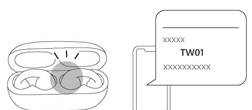

① Open the box and confirm whether the LED of the body is flashing.
②Open the of the device you want to connect to, and select " TW01" from the list.
③The pairing is completed after flashing.

3. usage method

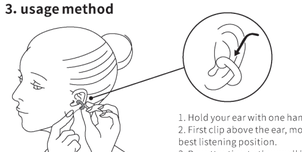

1. Hold your ear with one hand and clip it like an earring.
2. First clip above the ear, move up and down to adjust to the best listening position.
3. Pay attention to the small beads in front, big after, please do not make a mistake before and after.

4. Operation button position and press method

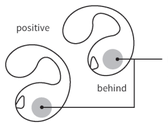

BUTTON（按压式）

The operation buttons are on the left and right rear sides. Basic operations can be performed with the click of a button.
Note that this is not a touch operation, you need to gently press the button.

5. Operation list

Pairing	When you open the cover, the left and right earphones flash for about 2 to 5 seconds, and only one ear flashes slowly.The pa ring is successful. If the two earphones keep blinking rapidly, take out the two earphones and press either earphoneAfter pressing the key for two consecutive times, it will be matched successfully. After the pairing is successful, only one headset blinks slowly.
Power ON/OFF	Open the box → open automatically Return to the box → automatic closure (▶Power ON/Power OFF)
Music: Play/stop Call: Answer/hang up	Click a left or right button
The last piece	Click the two buttons on the left
The next piece	Click the two buttons on the right
The volume UP	Long right press for 1 second and it starts to rise. The poof of MAX
The volume DOWN	Long press the left side for 1 second and then it starts to decline. MIN makes a poof poof sound

Matters needing attention：

Please observe the following precautions to prevent injury or property damage. Prolonged use of high volume can irritate the ears and may cause malignant effects such as hearing loss. In order to better protect the ear hearing, please pay attention to prevent the volume is too high. According to the connection of the Bluetooth device, the call may appear howling phenomenon, please pay attention to keep the appropriate volume. When raising the volume, do it gradually. Raising the volume suddenly may damage the ears.If yc u have skin allergy and other symptoms when using this machine, please stop using it as soon as possible and ask the doctor, or contact the repair center or the seller's shop at the time of purchase.

1. Please do not place the earphone body in the back trouser pocket to avoid extrusion, deformation or other faults when sitting down.
2. Please do not use the machine in the cabin of the aircraft. The influence of radio waves may lead to misoperation and accidents.
3. Please do not use the device near medical devices. The influence of radio waves may cause the failure of the pacemaker or other medical electronic devices.
4. Please do not use the device in noisy places such as crowded carriages or indoor medical institutions. Please do not use near automatic doors, fire alarms and other automatic control equipment. The influence of wire-free waves may lead to misoperation and accidents.

Warning:

Please observe the following precautions to avoid death or serious injury caused by fire, electric shock, heat, or fire.
Please do not directly touch the rechargeable battery leakage liquid. Such as leakage liqu d gets into the eyes, in order to avoid can cause blindness, please don't rub eyes, and immediately wash with clear water full, timely medical treatment such as leakage liquid accidentally run into the body or clothing, to avoid burns or other injuries may occur, please wash immediately with water, etc, such as skin inflammation or other damage, please timely medical treatment.
Please use the included USBType-C accessory for charging. Damage, battery leakage, overheating and other conditions may cause fire or other injuries, resulting in surrounding contamination and damage. Do not disassemble the unit by yourself to avoid failure or electric shock. For rechargeable battery replacement, internal inspection, maintenance, etc., please contact the after-sales service center or the special store at the time of purchase. Please do not expose the machine to high temperature or around the heating equipment, such as near the flame, direct sunlight, or in the high temperature of the car interior and other high temperature places to use, storage and place.

Free Maintenance Policy：

1. If the product fails during normal use during the warranty period, we will repair it free of charge according to this manual.
2. This document can be reissued, please keep it properly. In case of any of the following circumstances, even if the fault occurs during the warranty period, the following circumstances will be charged. (1) If the warranty card is not shown (2) if the purchase date cannot be confirmed (3) if the product exceeds the warranty period and the fault occurs and the maintenance request is made (4) misuse (normal use according to the precautions in the instruction manual) (5) if the equipment is faulty or damaged due to other reasons, Or failure or damage caused by improper maintenance or modification (6) failure or damage caused by fire, earthquake, wind disaster, flood, lightning strike or other natural disasters, pollution, salt damage, abnormal voltage, etc. (7) Replace worn or vulnerable parts or dirty parts
3. Remanufactured parts or replacement parts can be used for maintenance. In addition, repair and replace old parts and we will dispose of them properly.We will not compensate for the loss caused by the failure to use this product.

Product warranty：

Warranty Terms:
This product is guaranteed for one year from the date of purchase.The products under warranty can be guaranteed with this warranty certificate and valid sales certificate when they are sent for repair and meet the following terms.
1. Your equipment must be used correctly according to the product instruction manual;
2. This warranty card is not applicable to the failure or damage caused by human, accident (fire, external pressure, fall, etc.) or natural disaster (earthquake, typhoon, lightning, etc.);
3. This warranty card will not be reissued if lost. Please keep it together with the sales certificate.

The product name:	
model:	
The cost of time:	
The name:	
Contact phone number:	
Buy site:	
Name and address of the distributor:	

* Please keep this certificate properly. If your equipment needs warranty service, please contact the dealer of the equipment you purchased.

FCC Information and Copyright

This equipment has been tested and found to comply with the limits for a Class B digital device, pursuant to part 15 of the FCC Rules.
These limits are designed to provide reasonable protection against harmful interference in a residential installation. This equipment generates,
uses and can radiate radio frequency energy and, if not installed and used in accordance with the instructions, may cause harmful interference
to radio communications. However, there is no guarantee that interference will not occur in a particular installation. If this equipment does
cause harmful interference to radio or television reception, which can be determined by turning the equipment off and on, the user is
encouraged to try to correct the interference by one or more of the following measures:
—Reorient or relocate the receiving antenna.
—Increase the separation between the equipment and receiver.
—Connect the equipment into an outlet on a circuit different from that to which the receiver is connected.
—Consult the dealer or an experienced radio/TV technician for help.

15.19 Labelling requirements.
This device complies with part 15 of the FCC Rules. Operation is subject to the following two conditions:
(1)This device may not cause harmful interference, and
(2) this device must accept any interference received, including interference that may cause undesired operation.

changes or modifications not expressly approved by the party responsible for compliance could void the user's authority to operate the equipment.

FCC RF warning statement: the device has been evaluated to meet general RF exposure requirement , The device can be used in portable exposure condition without restriction.