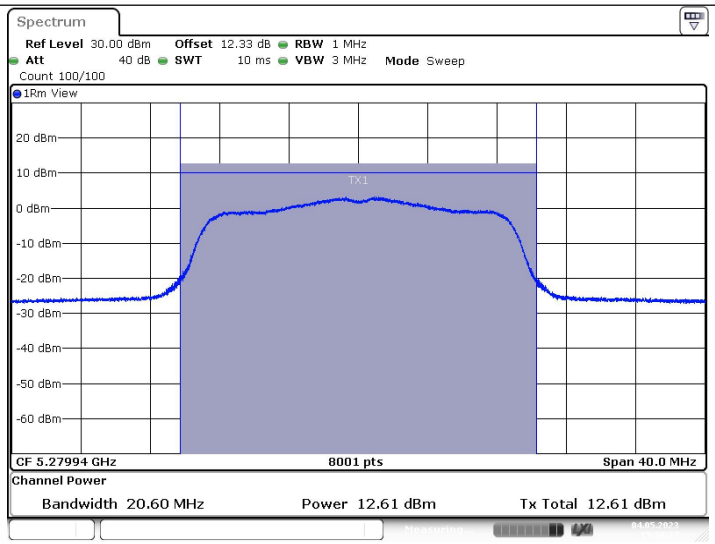

Date: 4.MAY.2023 15:30:27

11AC20SISO_Ant1_5280

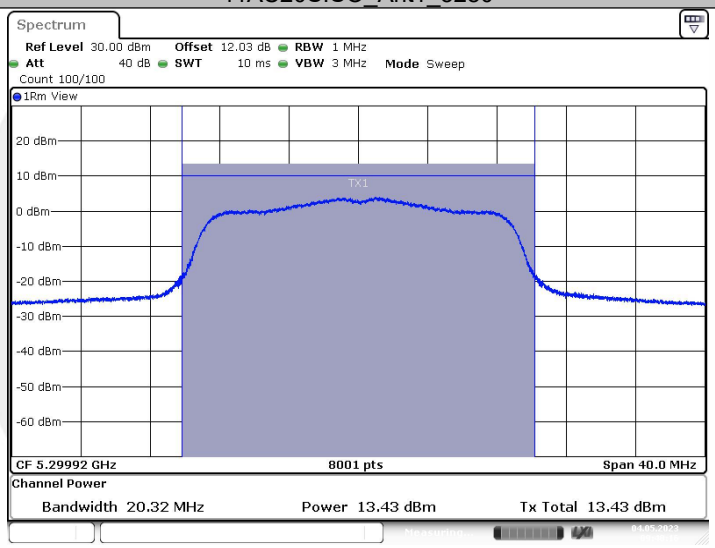

Date: 4.MAY.2023 09:40:16

11AC20SISO_Ant1_5300

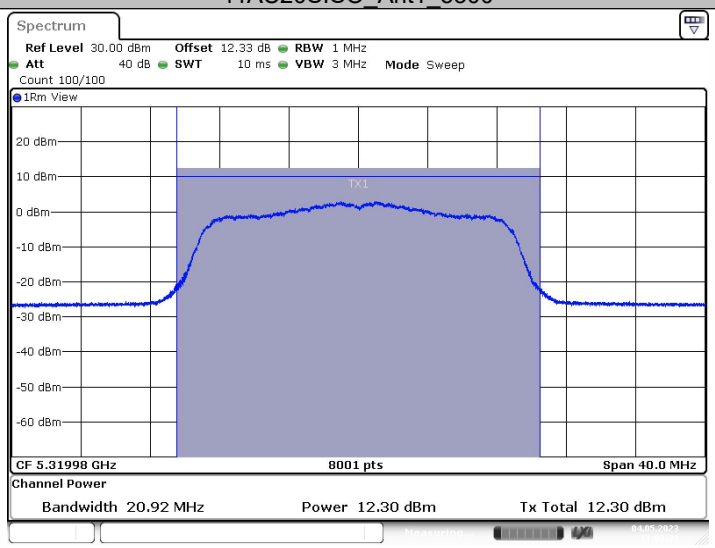

Date: 4.MAY.2023 11:03:33

11AC20SISO_Ant1_5320

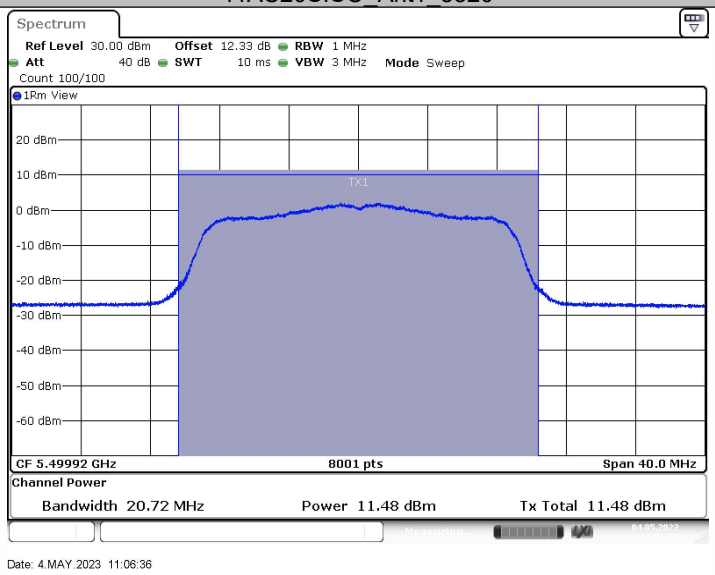

Date: 4.MAY.2023 11:06:36

11AC20SISO_Ant1_5500

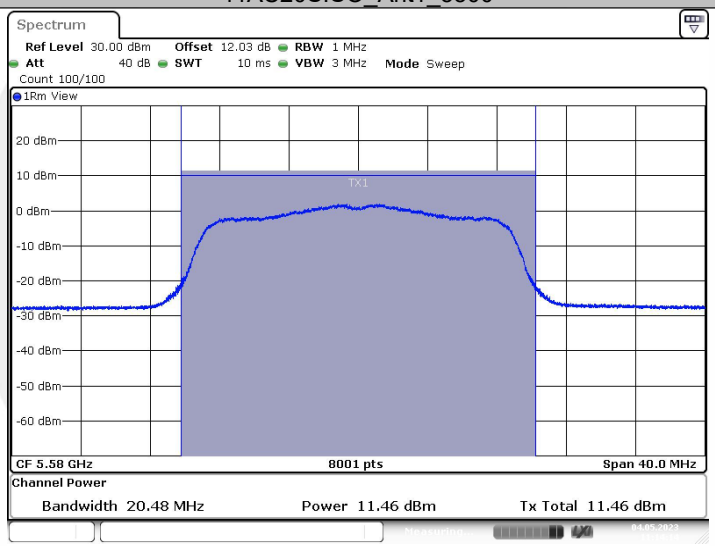

Date: 4.MAY.2023 11:14:14

11AC20SISO_Ant1_5580

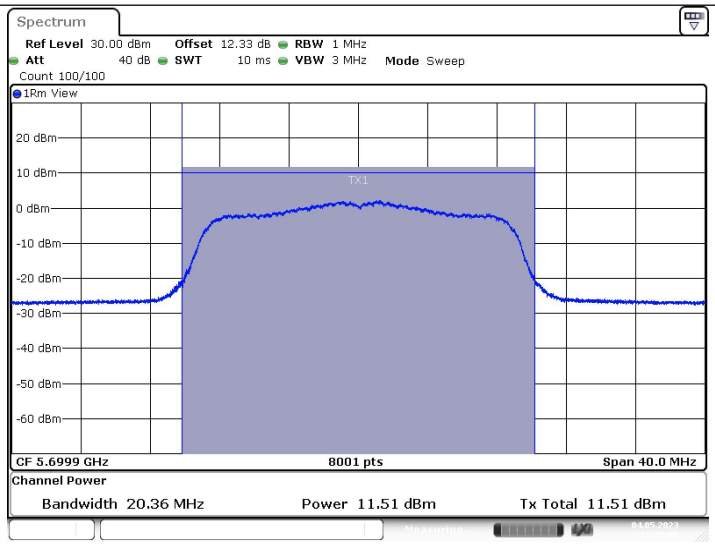

Date: 4.MAY.2023 11:27:05

11AC20SISO_Ant1_5700

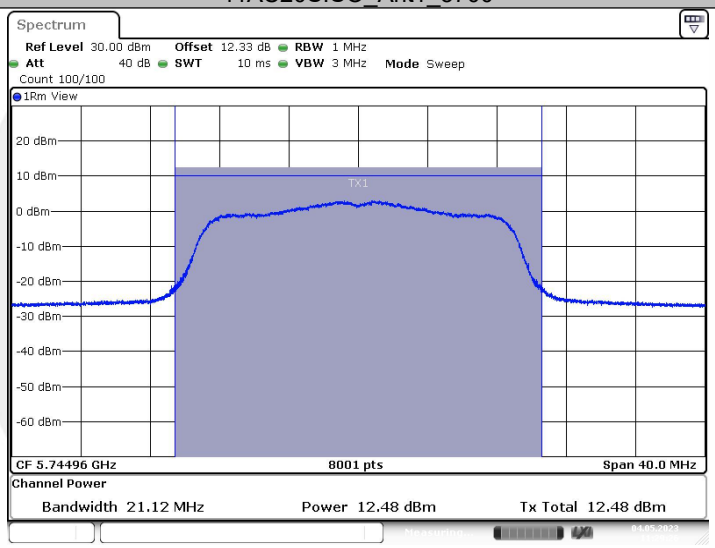

Date: 4.MAY.2023 11:29:26

11AC20SISO_Ant1_5745

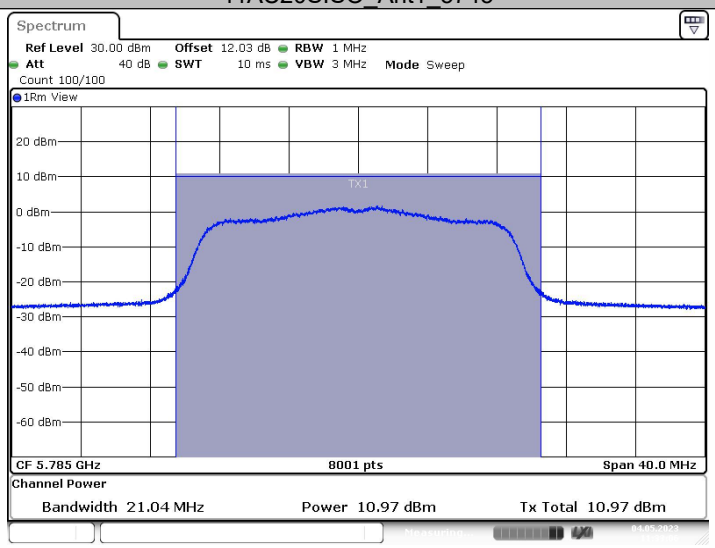

Date: 4.MAY.2023 11:33:07

11AC20SISO_Ant1_5785

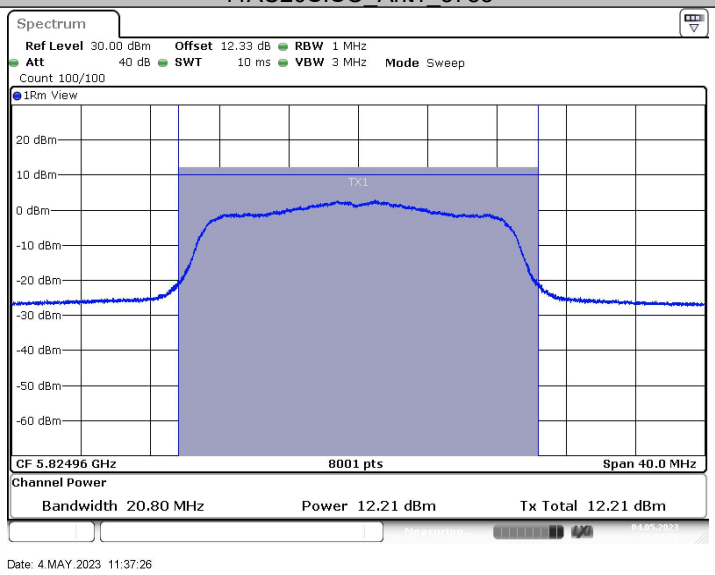

Date: 4.MAY.2023 11:37:26

11AC20SISO_Ant1_5825

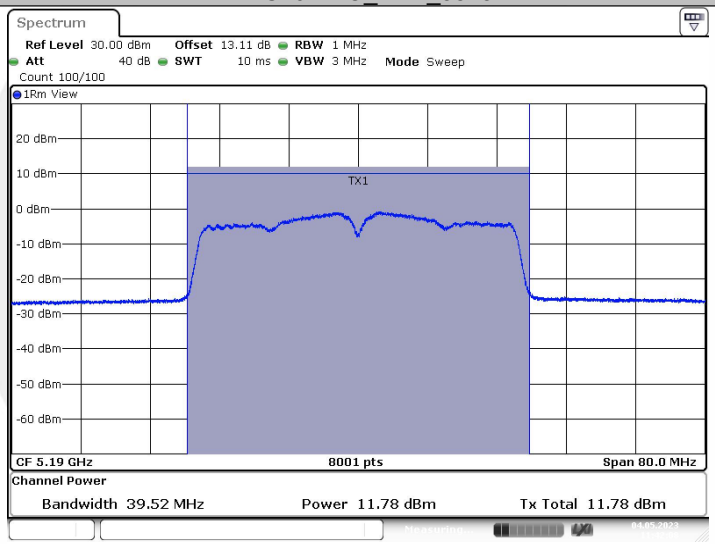

Date: 4.MAY.2023 11:42:08

11AC40SISO_Ant1_5190

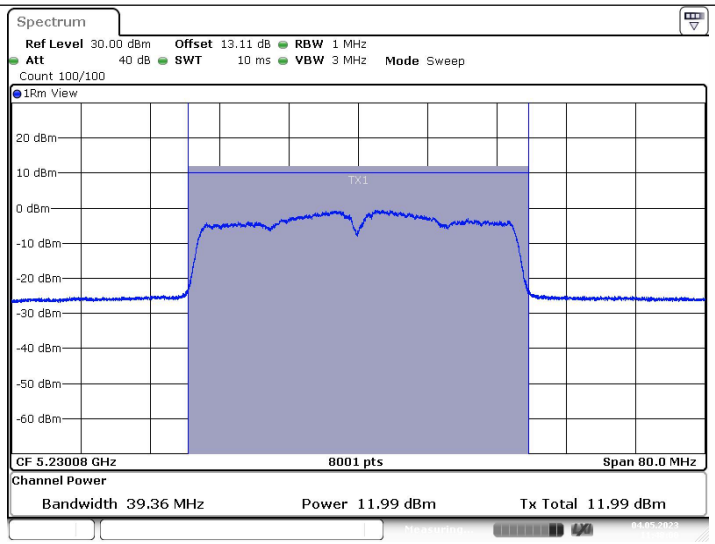

Date: 4.MAY.2023 11:48:00

11AC40SISO_Ant1_5230

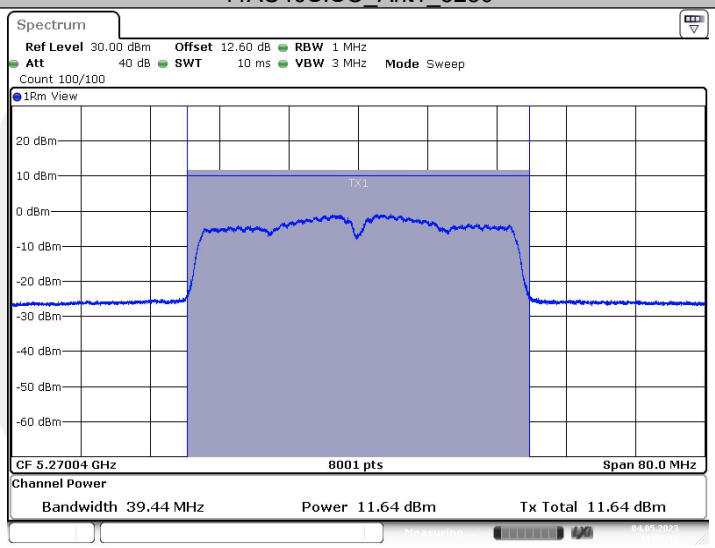

Date: 4.MAY.2023 11:52:13

11AC40SISO_Ant1_5270

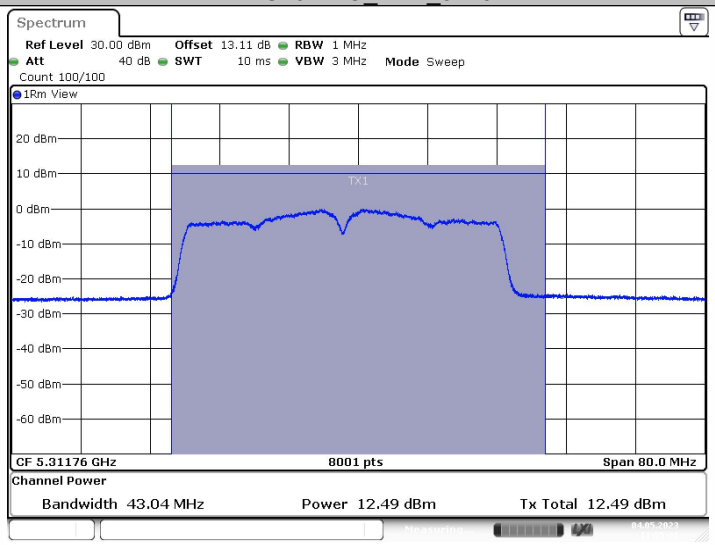

Date: 4.MAY.2023 11:55:38

11AC40SISO_Ant1_5310

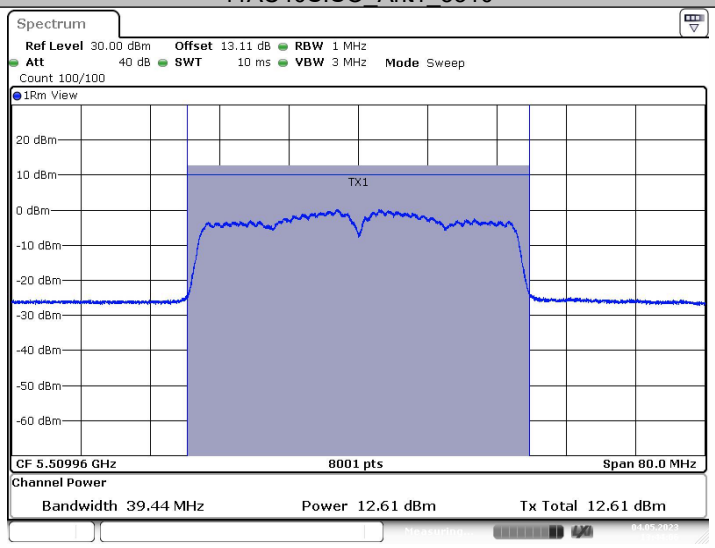

Date: 4.MAY.2023 13:44:06

11AC40SISO_Ant1_5510

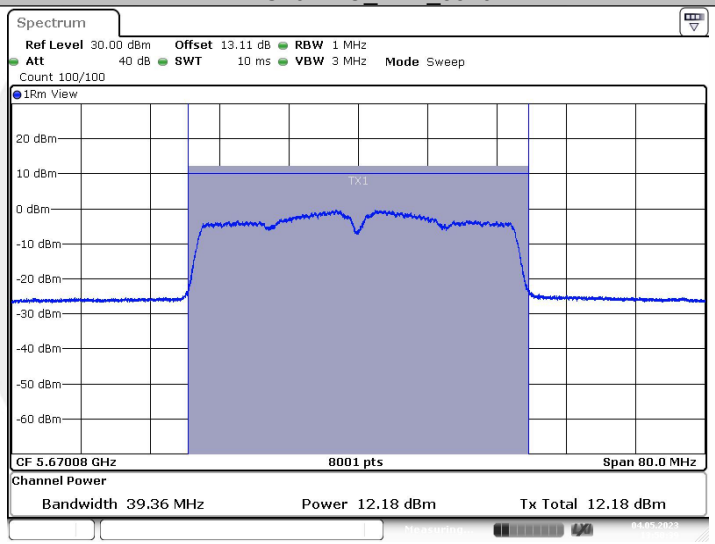

Date: 4.MAY.2023 13:50:40

11AC40SISO_Ant1_5670

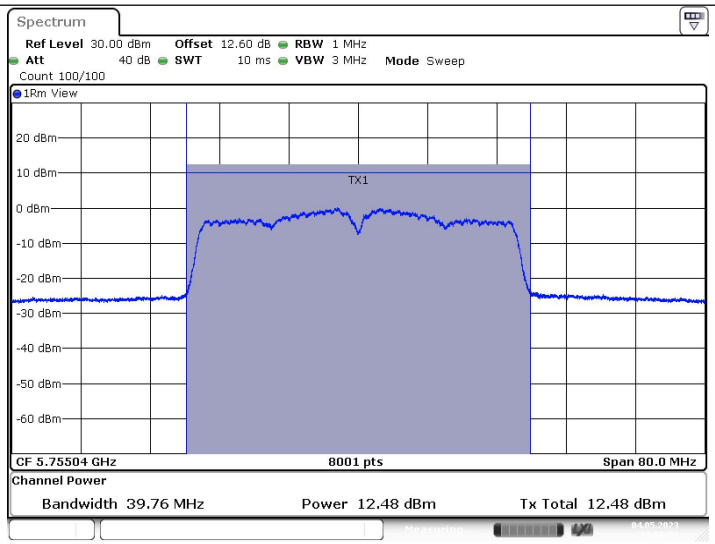

Date: 4.MAY.2023 13:56:52

11AC40SISO_Ant1_5755

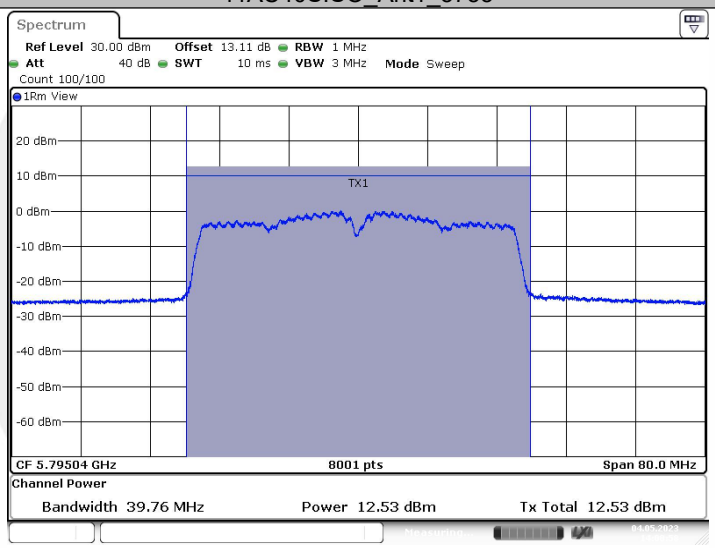

Date: 4.MAY.2023 14:00:58

11AC40SISO_Ant1_5795

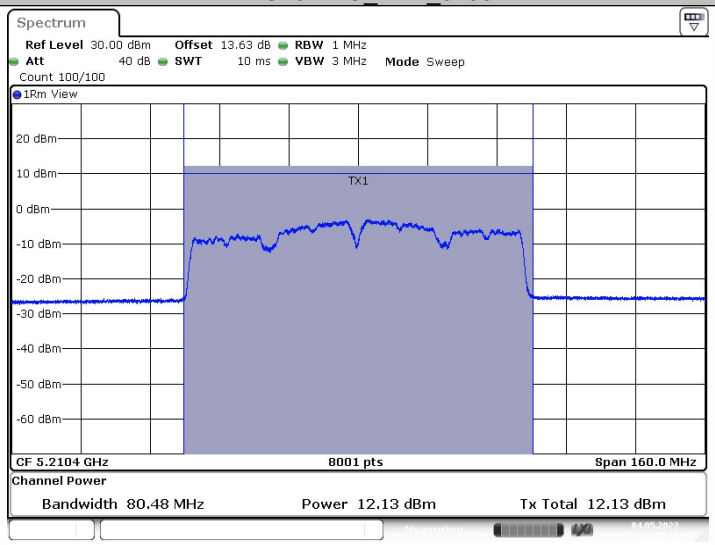

Date: 4.MAY.2023 14:35:18

11AC80SISO_Ant1_5210

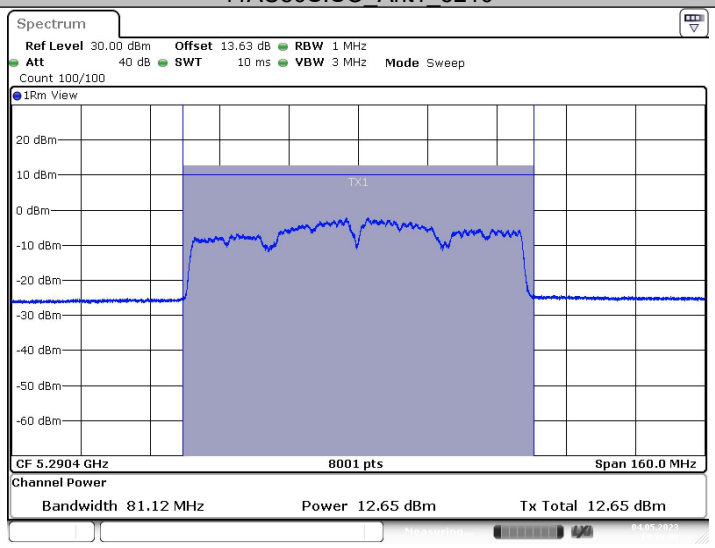

Date: 4.MAY.2023 14:39:01

11AC80SISO_Ant1_5290

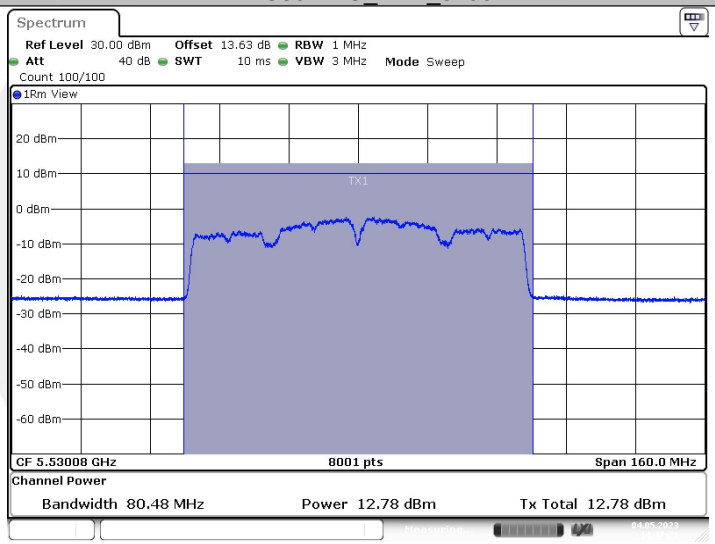

Date: 4.MAY.2023 14:47:28

11AC80SISO_Ant1_5530

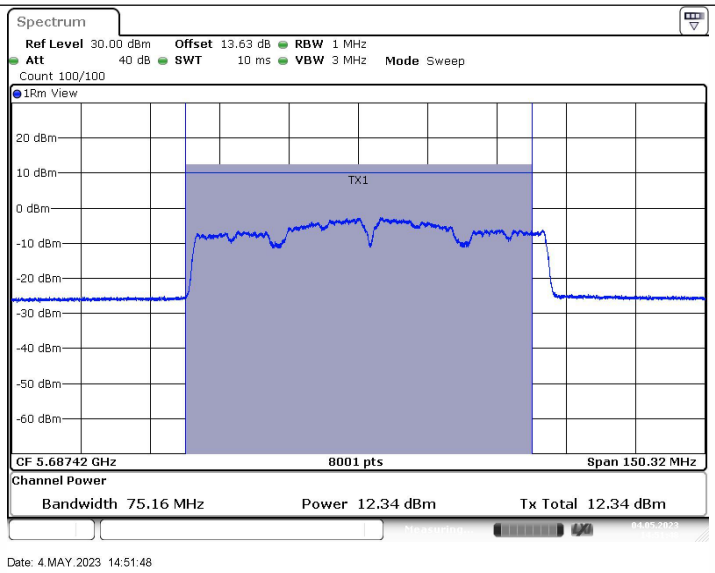

11AC80SISO_Ant1_5690_UNII-2C

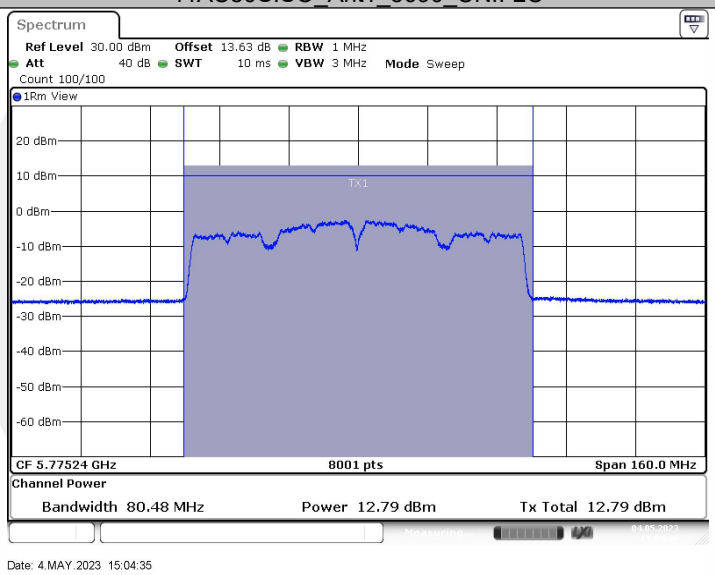

11AC80SISO_Ant1_5775

8.3 MAXIMUM PEAK POWER DENSITY

8.3.1 Applicable Standard

According to FCC Part 15.407(a)(1) for UNII Band I
According to FCC Part 15.407(a)(2) for UNII Band II-A and UNII Band II-C
According to FCC Part 15.407(a)(3) for UNII Band III
According to 789033 D02 Section II(F)

8.3.2 Conformance Limit

■ For the band 5.15-5.25 GHz,
(a) (1) (i) For an outdoor access point operating in the band 5.15-5.25 GHz, the maximum conducted output power over the frequency band of operation shall not exceed 1 W provided the maximum antenna gain does not exceed 6 dBi. If transmitting antennas of directional gain greater than 6 dBi are used, both the maximum conducted output power and the maximum power spectral density shall be reduced by the amount in dB that the directional gain of the antenna exceeds 6 dBi. The maximum e.i.r.p. at any elevation angle above 30 degrees as measured from the horizon must not exceed 125 mW (21 dBm).
(a) (1) (ii) For an indoor access point operating in the band 5.15-5.25 GHz, the maximum conducted output power over the frequency band of operation shall not exceed 1 W provided the maximum antenna gain does not exceed 6 dBi. If transmitting antennas of directional gain greater than 6 dBi are used, both the maximum conducted output power and the maximum power spectral density shall be reduced by the amount in dB that the directional gain of the antenna exceeds 6 dBi.
(a) (1) (iii) For fixed point-to-point access points operating in the band 5.15-5.25 GHz, the maximum conducted output power over the frequency band of operation shall not exceed 1 W. Fixed point-to-point U-NII devices may employ antennas with directional gain up to 23 dBi without any corresponding reduction in the maximum conducted output power or maximum power spectral density. For fixed point-to-point transmitters that employ a directional antenna gain greater than 23 dBi, a 1 dB reduction in maximum conducted output power and maximum power spectral density is required for each 1 dB of antenna gain in excess of 23 dBi. Fixed, point-to-point operations exclude the use of point-to-multipoint systems, omnidirectional applications, and multiple collocated transmitters transmitting the same information. The operator of the U-NII device, or if the equipment is professionally installed, the installer, is responsible for ensuring that systems employing high gain directional antennas are used exclusively for fixed, point-to-point operations.
(a) (1) (iv) For mobile and portable client devices in the 5.15-5.25 GHz band, the maximum conducted output power over the frequency band of operation shall not exceed 250 mW provided the maximum antenna gain does not exceed 6 dBi. If transmitting antennas of directional gain greater than 6 dBi are used, both the maximum conducted output power and the maximum power spectral density shall be reduced by the amount in dB that the directional gain of the antenna exceeds 6 dBi.

■ For the 5.25-5.35 GHz and 5.47-5.725 GHz bands
(b) (2) the maximum conducted output power over the frequency bands of operation shall not exceed the lesser of 250 mW or 11 dBm + 10 log B, where B is the 26 dB emission bandwidth in megahertz. In addition, the maximum power spectral density shall not exceed 11 dBm in any 1 megahertz band. If transmitting antennas of directional gain greater than 6 dBi are used, both the maximum conducted output power and the maximum power spectral density shall be reduced by the amount in dB that the directional gain of the antenna exceeds 6 dBi.

■ For the band 5.725-5.85 GHz
(a) (3)For the band 5.725-5.85 GHz, the maximum conducted output power over the frequency band of operation shall not exceed 1 W. In addition, the maximum power spectral density shall not exceed 30 dBm in any 500-kHz band. If transmitting antennas of directional gain greater than 6 dBi are used, both the maximum conducted output power and the maximum power spectral density shall be reduced by the amount in dB that the directional gain of the antenna exceeds 6 dBi.

8.3.3 Test Configuration

Test according to clause 6.1 radio frequency test setup

8.3.4 Test Procedure

Methods refer to FCC KDB 789033

For devices operating in the bands 5.15-5.25 GHz, 5.25-5.35 GHz, and 5.47-5.725 GHz, the above procedures make use of 1 MHz RBW to satisfy directly the 1 MHz reference bandwidth specified in § 15.407(a)(5). For devices operating in the band 5.725-5.85 GHz, the rules specify a measurement bandwidth of 500 kHz. Many spectrum analyzers do not have 500 kHz RBW, thus a narrower RBW may need to be used. The rules permit the use of a RBWs less than 1 MHz, or 500 kHz, "provided that the measured power is integrated over the full reference bandwidth" to show the total power over the specified measurement bandwidth (i.e., 1 MHz, or 500 kHz). If measurements are performed using a reduced resolution bandwidth (< 1 MHz, or < 500 kHz) and integrated over 1 MHz, or 500 KHz bandwidth, the following adjustments to the procedures apply:

a) Set RBW ≥ 1/T, where T is defined in section II.B.I.a).

b) Set VBW ≥ 3 RBW.

c) If measurement bandwidth of Maximum PSD is specified in 500 kHz, add 10log(500kHz/RBW) to the measured result, whereas RBW (< 500 KHz) is the reduced resolution bandwidth of the spectrum analyzer set during measurement.

d) If measurement bandwidth of Maximum PSD is specified in 1 MHz, add 10log(1MHz/RBW) to the measured result, whereas RBW (< 1 MHz) is the reduced resolution bandwidth of spectrum analyzer set during measurement.

e) Care must be taken to ensure that the measurements are performed during a period of continuous transmission or are corrected upward for duty cycle.

Note: As a practical matter, it is recommended to use reduced RBW of 100 KHz for the sections

5.c) and 5.d) above, since RBW=100 KHZ is available on nearly all spectrum analyzers.

8.3.5 Test Results

TestMode	Antenna	Freq(MHz)	Result [dBm/MHz]	Limit[dBm/MHz]	Verdict
11A	Ant1	5180	4.87	≤11.00	PASS
		5200	4.53	≤11.00	PASS
		5220	4.88	≤11.00	PASS
		5240	4.98	≤11.00	PASS
		5260	4.97	≤11.00	PASS
		5280	5.62	≤11.00	PASS
		5300	5.27	≤11.00	PASS
		5320	5.29	≤11.00	PASS
		5500	5.44	≤11.00	PASS
		5580	5.17	≤11.00	PASS
		5700	4.88	≤11.00	PASS
		5745	3.06	≤30.00	PASS
		5785	2.89	≤30.00	PASS
		5825	2.73	≤30.00	PASS
11N20SISO	Ant1	5180	4.28	≤11.00	PASS
		5200	4.04	≤11.00	PASS
		5220	4.37	≤11.00	PASS
		5240	4.32	≤11.00	PASS
		5260	4.52	≤11.00	PASS
		5280	4.36	≤11.00	PASS
		5300	4.76	≤11.00	PASS
		5320	4.92	≤11.00	PASS
		5500	5.03	≤11.00	PASS
		5580	4.51	≤11.00	PASS
		5700	4.21	≤11.00	PASS
		5745	2.52	≤30.00	PASS
		5785	2.58	≤30.00	PASS
		5825	2.23	≤30.00	PASS
11N40SISO	Ant1	5190	-0.64	≤11.00	PASS
		5230	-0.55	≤11.00	PASS
		5270	-0.25	≤11.00	PASS
		5310	0.06	≤11.00	PASS
		5510	0.07	≤11.00	PASS
		5550	0.19	≤11.00	PASS
		5670	-0.38	≤11.00	PASS
		5755	-2.28	≤30.00	PASS
		5795	-2.45	≤30.00	PASS
11AC20SISO	Ant1	5180	2.03	≤11.00	PASS
		5200	3.27	≤11.00	PASS
		5220	4.06	≤11.00	PASS
		5240	2.31	≤11.00	PASS
		5260	3.16	≤11.00	PASS
		5280	3.61	≤11.00	PASS
		5300	4.29	≤11.00	PASS
		5320	3.12	≤11.00	PASS
		5500	2.06	≤11.00	PASS
		5580	2.02	≤11.00	PASS
		5700	2.16	≤11.00	PASS
		5745	-0.56	≤30.00	PASS
		5785	-1.02	≤30.00	PASS
		5825	-0.09	≤30.00	PASS
11AC40SISO	Ant1	5190	-0.17	≤11.00	PASS
		5230	-0.11	≤11.00	PASS

		5270	-0.9	≤11.00	PASS
		5310	0.07	≤11.00	PASS
		5510	0.31	≤11.00	PASS
		5670	0	≤11.00	PASS
		5755	-1.99	≤30.00	PASS
		5795	-2.4	≤30.00	PASS
11AC80SISO	Ant1	5210	-2.76	≤11.00	PASS
		5290	-2.56	≤11.00	PASS
		5530	-2.25	≤11.00	PASS
		5690_UNII-2C	-1.32	≤11.00	PASS
		5775	-4.82	≤30.00	PASS

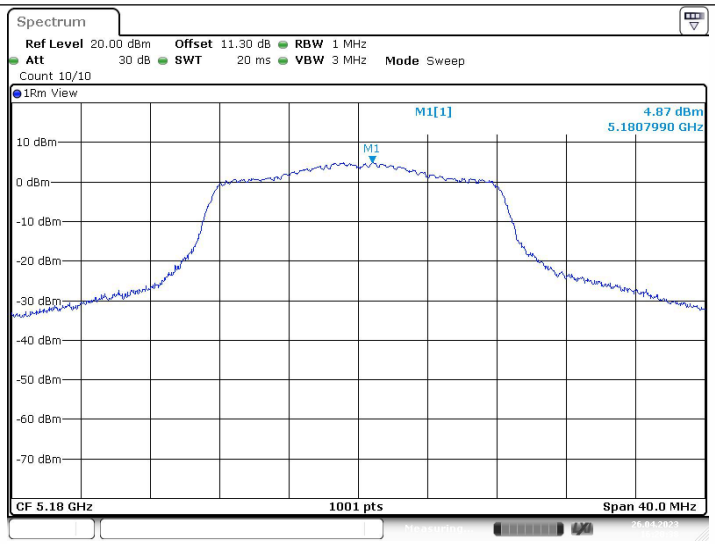

Date: 26.APR.2023 16:20:38

11A_Ant1_5180

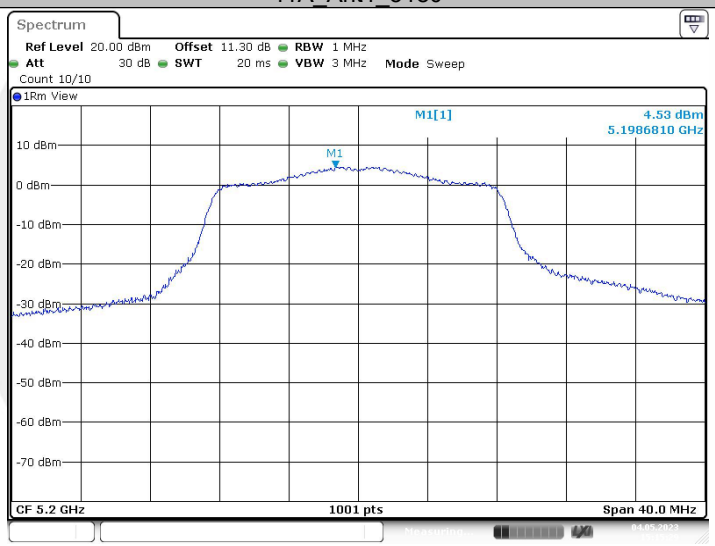

Date: 4.MAY.2023 15:15:28

11A_Ant1_5200

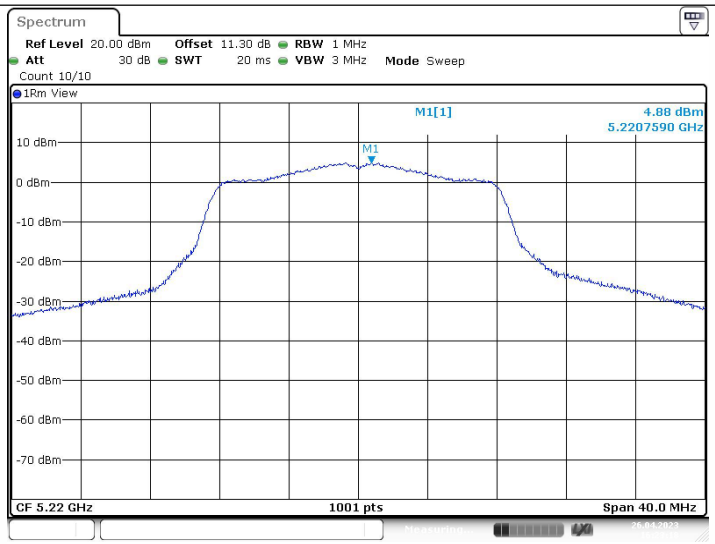

Date: 26.APR.2023 16:23:18

11A_Ant1_5220

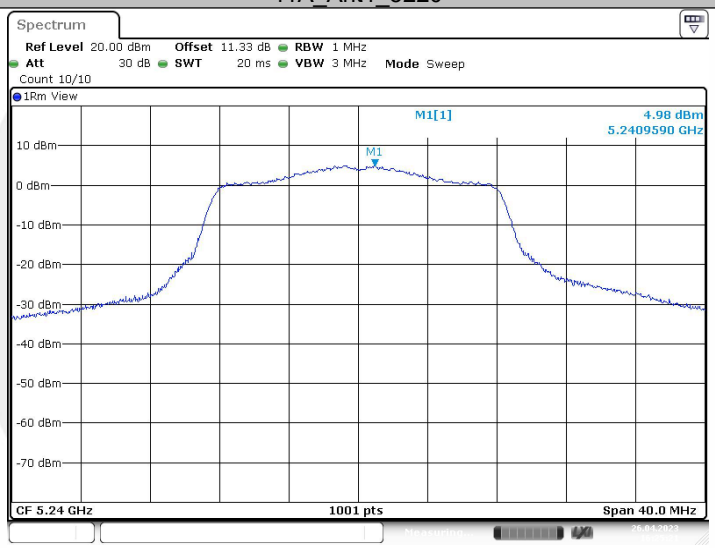

Date: 26.APR.2023 16:25:20

11A_Ant1_5240

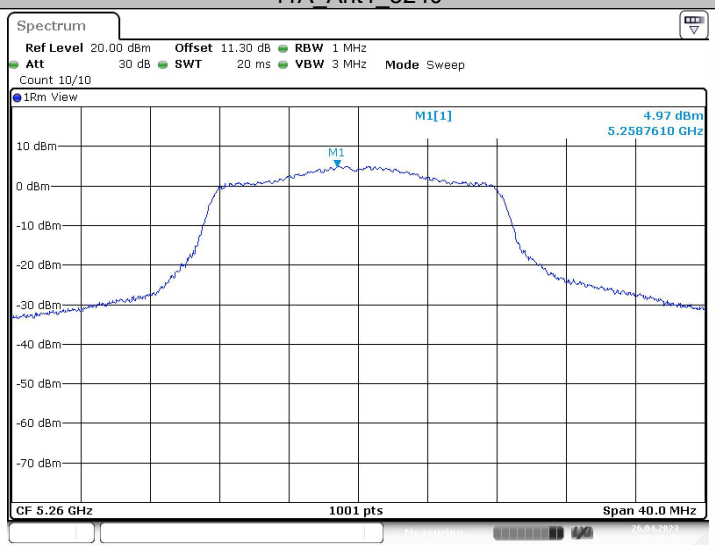

Date: 26.APR.2023 16:27:47

11A_Ant1_5260

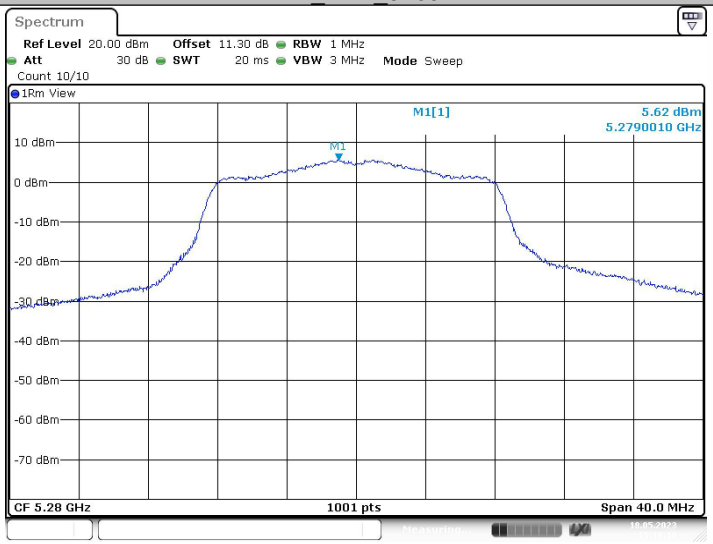

Date: 18.MAY.2023 15:19:10

11A_Ant1_5280

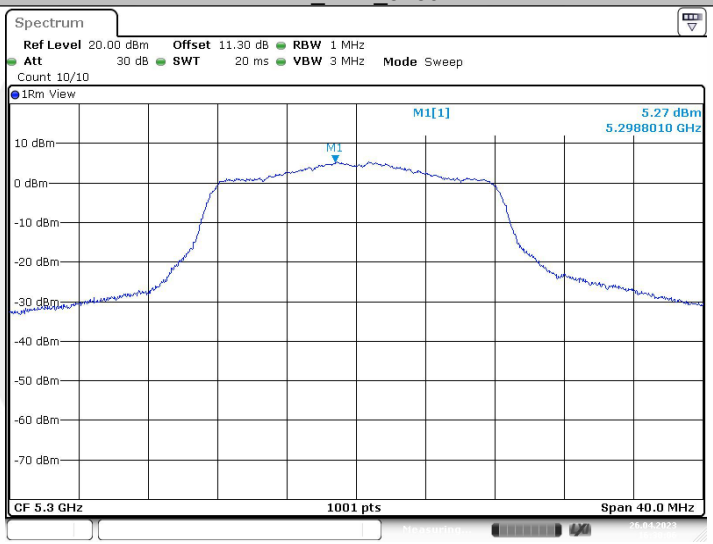

Date: 26.APR.2023 16:30:05

11A_Ant1_5300

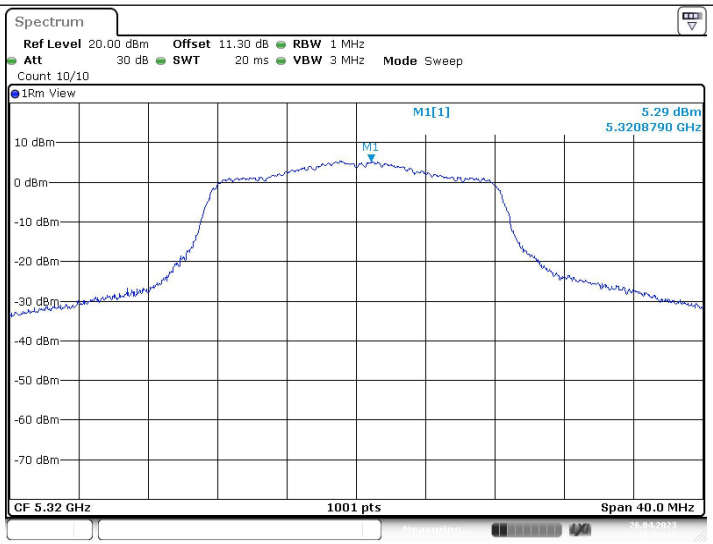

Date: 26.APR.2023 16:33:20

11A_Ant1_5320

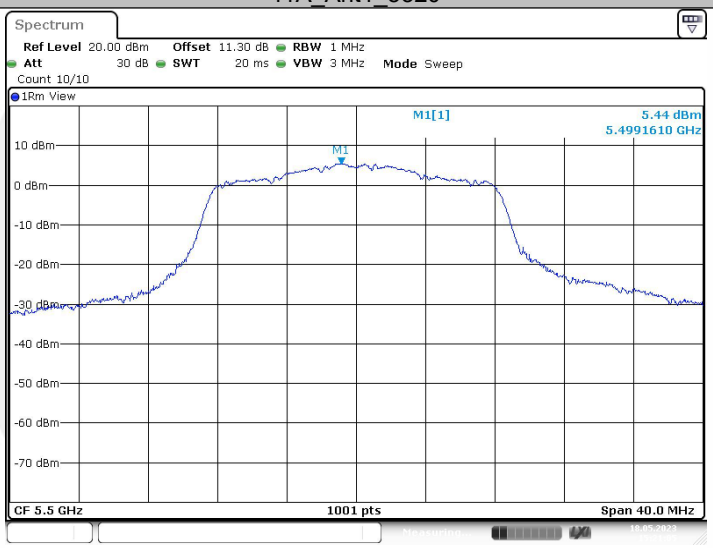

Date: 18.MAY.2023 15:21:05

11A_Ant1_5500

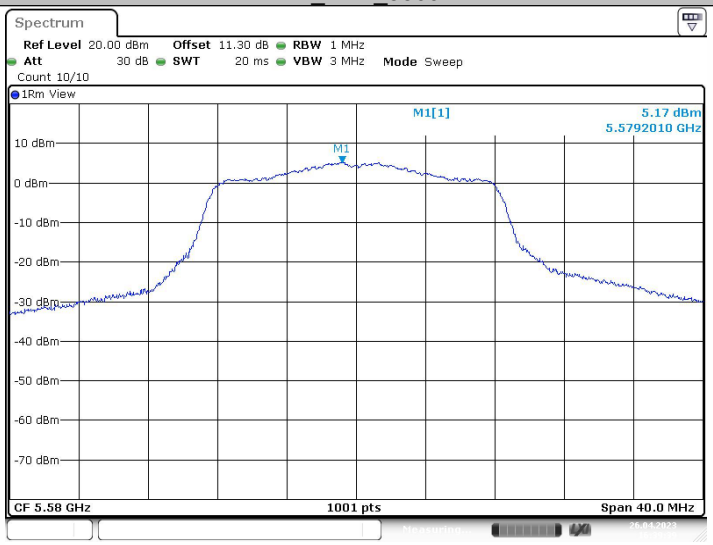

Date: 26.APR.2023 16:39:38