Co-Location Radio Test Report

for

OMNI Fleet

Model No.: OMNI-23MAI001

FCC ID: 2BBAB-MAI-OMNI

Applicant: Mindtronic AI Inc.
Address: 7506 Silvercrest Dr, Austin, TX 78757 United States

Tested and Prepared

By

Worldwide Testing Services (Taiwan) Co., Ltd.

FCC Registration No.: TW1477, TW1072

Industry Canada filed test laboratory Reg. No.: 20037, 5107A

Report No.: W6M22304-22580-CLR

6F, NO. 58, LANE 188, RUEY-KUANG RD., NEIHU TAIPEI 114, TAIWAN, R.O.C.
TEL: 886-2-66068877 FAX: 886-2-66068879 E-mail: wts@wts-lab.com

TABLE OF CONTENTS

1 GENERAL INFORMATION 2

1.1 NOTES 2
1.2 TESTER 4
1.3 TESTING LABORATORY 5
1.3.1 Location 5
1.3.2 Details of accreditation status 5
1.3.3 Test location, where different from Worldwide Testing Services (Taiwan) Co., Ltd. 5
1.4 DETAILS OF APPLICANT 5
1.5 APPLICATION DETAILS 5
1.6 TEST ITEM 6
1.6.1 Description of test item 6
1.6.2 Manufacturer (if different from applicant in point 1.4) 6
1.6.3 Frequency behavior 6
1.7 TEST STANDARDS 6

2 TECHNICAL TEST 7

2.1 SUMMARY OF TEST RESULTS 7
2.2 TEST ENVIRONMENT 7
2.3 TEST EQUIPMENT UTILIZED 8
2.4 TEST RESULTS 11
2.4.1 Radiated Emission 12
2.5 TEST PROTOCOLS 13
2.5.1 Radiated Emission 13
2.6 EQUIPMENT MODIFICATION 27

3 NORMATIVE REFERENCES 28

1 General Information

1.1 Notes

The purpose of conformity testing is to increase the probability of adherence to the essential requirements or conformity specifications, as appropriate.
The tests were carried out and passed in accordance to the standards:

47 CFR PART 15 SUBPART C § 15.247 (2021-10)

The complexity of the technical specifications, however, means that full and thorough testing is impractical for both technical and economic reasons.
Furthermore, there is no guarantee that a test sample which has passed all the relevant tests conforms to a specification (only telecommunication products).
Neither is there any guarantee that such a test sample will interwork with other genuinely open systems.
The existence of the tests nevertheless provides the confidence that the test sample possesses the qualities as maintained and that its performance generally conforms to representative cases of communications equipment.

Laboratory disclaimer-

1. The test results of this test report relate exclusively to the item tested as specified in 1.6.
2. The test report may only be reproduced or published in full.
3. Reproduction or publication of extracts from the report requires the prior written approval of the Worldwide Testing Services(Taiwan) Co., Ltd.

Registration number: W6M22304-22580-CLR
FCC ID: 2BBAB-MAI-OMNI

Important Notes:

Proper labelling is required for each device. Devices shall be labelled in accordance with labelling requirements pursuant to section 15.19 and section 2.1074 of the FCC rules.
Devices subject to a Declaration of Conformity shall be uniquely identified by the responsible party.
This identification shall not be of a format which could be confused with the FCC Identifier required on certified, notified type accepted or type approved equipment.
The responsible party shall maintain adequate identification records to facilitate positive identification for each device.
The user manual or instruction manual shall included also a warning statement that changes or modifications not expressly approved by the party responsible for compliance could void the user's authority to operate the equipment.
Reference Section 15.21
Furthermore information to the user regarding to the interference potential of the device and about simple measures that can be taken to correct interference is required.
Reference Section 15.105
The responsible party must warrant that each unit of equipment marketed under a Declaration of Conformity is identical to the unit tested and found acceptable with the standards and that the records maintained by the responsible party continue to reflect the equipment being produced under the Declaration of Conformity within the variation that can be expected due to quantity production and testing on a statistical basis.

1.2 Tester

June 14, 2023		Sora Kuo	Sora.
Date	WTS-Lab.	Test Engineer	Signature

Technical responsibility for area of testing:

June 14, 2023		Kevin Wang	Kevin Wang
Date	WTS	Name	Signature

1.3 Testing laboratory

1.3.1 Location

10m OATS
No.5-1, Lishui, Shuang Sing Village, Wanli Dist.,
New Taipei City 207, Taiwan (R.O.C.)

3 meter semi-anechoic chamber
No.35, Aly. 21, Ln. 228, Ankang Rd., Neihu Dist.,
Taipei City 114, Taiwan (R.O.C.)
Tel: 886-2-6613-0228

Worldwide Testing Services (Taiwan) Co., Ltd.
6F., No. 58, Ln. 188, Ruiguang Rd., Neihu Dist.,
Taipei City 114 , Taiwan (R.O.C.)
Tel: 886-2-6606-8877

1.3.2 Details of accreditation status

Accredited testing laboratory
FCC filed test laboratory Reg. No.: TW1477, TW1072
Industry Canada filed test laboratory Reg. No.: 20037, 5107A

1.3.3 Test location, where different from Worldwide Testing Services (Taiwan) Co., Ltd.

Name:	./.
Accredited number:	./.
Street:	./.
Town:	./.
Country:	./.

1.4 Details of applicant

Name:	Mindtronic AI Inc.
Street:	7506 Silvercrest Dr,
Town:	Austin, TX 78757
Country:	United States

1.5 Application details

Date of receipt of test item:	April 24, 2023
Date of test:	from April 25, 2023 to June 12, 2023

1.6 Test item

1.6.1 Description of test item

Type of product:	OMNI Fleet
Type identification:	OMNI-23MAI001
Multi-listing model no.:	./.
Brand name:	Mindtronic AI
Maximum operating frequency:	2462 MHz
Sample no.:	#02

1.6.2 Manufacturer (if different from applicant in point 1.4)

Name:	Mindtronic AI Co., Ltd. (Cayman Island) Taiwan Branch
Street:	7 F., No. 218, Sec. 6, Roosevelt Rd., Wenshan Dist.,
Town:	Taipei City 11674,
Country:	Taiwan (R.O.C.)

1.6.3 Frequency behavior

Highest frequency generated in the device or on which the device operates or tunes (MHz)		Upper frequency of measurement range (MHz)
☐	Below 1.705	30
☐	1.705 - 108	1000
☐	108 -500	2000
☐	500 - 1000	5000
☒	Above 1000	5th harmonic of the highest frequency or 40 GHz, whichever is lower

1.7 Test standards

47 CFR Part 15 Subpart B : October 2021

ANSI C63.4-2014 amended as per ANSI C63.4a-2017

47 CFR PART 15 SUBPART C § 15.247 (2021-10)

2 Technical test

2.1 Summary of test results

No deviations from the technical specification(s) were ascertained in the course of the tests performed. ☒

Or

The deviations were ascertained in the course of the tests performed. ☐

2.2 Test environment

Relative humidity content: 20 ... 75 %

Air pressure: 860 ... 1030 hPa

Details of power supply: 12Vd.c.

Other parameters: without

Test item Name	Measurement Uncertainty
Estimation Result of Uncertainty of Conducted Emission	Expanded Uncertainty： AMN：0.94 dB Voltage probe：0.96 dB Include Pulse Limiter：1.52 dB
Estimation Result of Uncertainty of Radiated Emission(3M)	Expanded Uncertainty： 0.009-30 MHz：3.48 dB 30-1000 MHz：3.96 dB 1-18 GHz：2.46 dB 18-40 GHz：2.44 dB

The decision rule is: Measurement uncertainty is not included in the calculation of test results.

2.3 Test equipment utilized

No.	Test equipment	Type	Serial No.	Manufacturer	Cal. Date	Next Cal. Date
ETSTW-CE 001	EMI TEST RECEIVER	ESHS10	842121/013	R&S	2022/6/22	2023/6/21
ETSTW-CE 003	AC POWER SOURCE	APS-9102	D161137	GW	Function Test	
ETSTW-CE 004	ZWEILEITER-V-NETZNACHBILDUNG TWO-LINE V-NETWORK	ESH3-Z5	840731/011	R&S	2022/10/24	2023/10/23
ETSTW-CE 006	IMPULSBEGRENZER PULSE LIMITER	ESH3-Z2	100226	R&S	2022/10/24	2023/10/23
ETSTW-CE 008	HF-EICHLEITUNG RF STEP ATTENUATOR 139dB DPSP	334.6010.02	844581/024	R&S	Function Test	
ETSTW-CE 009	TEMP.&HUMIDITY CHAMBER	GTH-225-40-1P-U	MAA0305-009	GIANT FORCE	2022/8/3	2023/8/2
ETSTW-CE 016	TWO-LINE V-NETWORK	ENV216	100050	R&S	2022/11/9	2023/11/8
ETSTW-CE 028	MXE EMI Receiver	N9038A	MY53220110	Agilent	2022/7/29	2023/7/28
ETSTW-RE 003	EMI TEST RECEIVER	ESI 26	831438/001	R&S	2022/6/21	2023/6/20
ETSTW-RE 004	EMI TEST RECEIVER	ESI 40	832427/004	R&S	2022/10/17	2023/10/16
ETSTW-RE 012	TUNABLE BANDREJECT FILTER	D.C 0309	146	K&L	Function Test	
ETSTW-RE 013	TUNABLE BANDREJECT FILTER	D.C 0336	397	K&L	Function Test	
ETSTW-RE 018	MICROWAVE HORN ANTENNA	AT4560	27212	AR	2022/8/18	2023/8/17
ETSTW-RE 019	MICROWAVE HORN ANTENNA	22240-25	121074	FM	2023/5/18	2024/5/17
ETSTW-RE 027	Passive Loop Antenna	6512	00034563	ETS-Lindgren	2022/6/22	2023/6/21
ETSTW-RE 030	Double-Ridged Guide Horn Antenna	3117	00035224	ETS-Lindgren	2023/5/18	2024/5/17
ETSTW-RE 042	Biconical Antenna	HK116	100172	R&S	2023/3/2	2024/3/1
ETSTW-RE 043	Log-Periodic Dipole Antenna	HL223	100166	R&S	2022/6/28	2023/6/27
ETSTW-RE 044	Log-Periodic Antenna	HL050	100094	R&S	2022/8/1	2023/7/31
ETSTW-RE 045	ESA-E SERIES SPECTRUM ANALYZER	E4404B	MY45111242	Agilent	Pre-test Use	
ETSTW-RE 050	Attenuator 10dB	50HF-010-1	None	JFW	2023/2/17	2024/2/16
ETSTW-RE 051	Attenuator 6dB	50HF-006-1	None	JFW	2023/2/17	2024/2/16
ETSTW-RE 053	Attenuator 3dB	50HF-003-1	None	JFW	2023/2/17	2024/2/16
ETSTW-RE 055	SPECTRUM ANALYZER	FSU 26	200074	R&S	2023/3/22	2024/3/21
ETSTW-RE 060	Attenuator 30dB	5015-30	F651012z-01	ATM	2023/2/17	2024/2/16
ETSTW-RE 062	Amplifier Module	CHC 2	None	KMIC	2023/2/20	2024/2/19
ETSTW-RE 064	Bluetooth Test Set	MT8852B-042	6K00005709	Anritsu	Function Test	
ETSTW-RE 069	Double-Ridged Guide Horn Antenna	3117	00069377	ETS-Lindgren	Function Test	
ETSTW-RE 072	CELL SITE TEST SET	8921A	3339A00375	HP	2022/11/5	2023/11/4
ETSTW-RE 088	SOLID STATE AMPLIFIER	KMA180265A01	99057	KMIC	2022/9/16	2023/9/15
ETSTW-RE 091	Match Pad	MDCS1500	None	WOKEN	2023/5/18	2024/5/17
ETSTW-RE 099	DC Block	50DB-007-1	None	JFW	2023/2/17	2024/2/16
ETSTW-RE 112	AC POWER SOURCE	TFC-1005	T-0A023536	T-Power	Function test	

ETSTW-RE 115	2.4GHz Notch Filter	N0124411	473874	MICROWAVE CIRCUITS	2023/1/4	2024/1/3
ETSTW-RE 120	RF Player	MP9200	MP9210-111022	ADIVIC	2022/11/8	2023/11/7
ETSTW-RE 122	SIGNAL GENERATOR	SMF100A	102149	R&S	2022/6/20	2023/6/19
ETSTW-RE 125	5GHz Notch filter	5NSL11-5200/E221.3-O/O	1	K&L Microwave	2022/8/5	2023/8/4
ETSTW-RE 126	5GHz Notch filter	5NSL12-5800/E221.3-O/O	1	K&L Microwave	2022/8/5	2023/8/4
ETSTW-RE 127	RF Switch Box	RFS-01	None	WTS	2023/2/17	2024/2/16
ETSTW-RE 128	5.3GHz Notch filter	N0153001	SN487233	Microwave Circuits	2022/8/5	2023/8/4
ETSTW-RE 129	5.5GHz Notch filter	N0555984	SN487234	Microwave Circuits	2022/8/5	2023/8/4
ETSTW-RE 130	Handheld RF Spectrum Analyzer	N9340A	CN0147000204	Agilent	Pre-test Use	
ETSTW-RE 142	Amplifier	8447D	2805A03378	Agilent	2023/2/20	2024/2/19
ETSTW-RE 146	Preamplifier	JPA-10M1G	15090004	JPT	2023/5/18	2024/5/17
ETSTW-RE 152	Bi-log Hybrid Antenna	MCTD 2786B	BLB20J04029	ETC	2023/3/21	2024/3/20
ETSTW-RE 153	Signal Analyzer	FSV40	101929	R&S	2022/10/3	2023/10/2
ETSTW-RE 159	Bi-log Hybrid Antenna (30M~1000 MHz)	MCTD 2786B	BLB21N04035	ETC	2022/12/22	2023/12/21
ETSTW-RE 177	Bi-log Hybrid Antenna with 6dB Attenuator	VULB 9168& EMCI-N-6-06	01380& AT-06007	SCHWARZBECK& EMC	2022/9/1	2023/8/31
ETSTW-RF 002	Electromagnetic field probe	LF-30	K-0007	STT	2022/7/14	2023/7/13
ETSTW-EMI 011	USB Compact Modulator	SFC-U	101689	R&S	2023/5/18	2024/5/17
ETSTW-GSM 002	Universal Radio Communication Tester	CMU 200	109439	R&S	2023/3/22	2024/3/21
ETSTW-GSM 003	Radio Communication Analyzer	MT8820C	6201342073	Anritsu	2023/4/27	2024/4/26
ETSTW-GSM 004	Wideband Radio Communication Tester	CMW500	128092	R&S	2022/10/24	2023/10/23
ETSTW-GSM 019	Band Reject Filter	WRCTF824/849-822/851-40 /12+9SS	3	WI	2023/1/4	2024/1/3
ETSTW-GSM 020	Band Reject Filter	WRCD1747/1748-1743/1752-32/5SS	1	WI	2023/1/4	2024/1/3
ETSTW-GSM 021	Band Reject Filter	WRCD1879.5/1880.5-1875.5/1884.5-32/5SS	3	WI	2023/1/4	2024/1/3
ETSTW-GSM 022	Band Reject Filter	WRCT901.9/903.1-904.25-50/8SS	1	WI	2023/1/4	2024/1/3
ETSTW-GSM 023	Power Divider	4901.19.A	None	SUHNER	2022/9/2	2023/9/1
ETSTW-GSM 024	Radio Communication Analyzer	MT8821C	None	Anritsu	2023/4/24	2024/4/23
ETSTW-GSM 025	Band Reject Filter	BRM19835	001	Micro-Tronics	2022/8/5	2023/8/4
ETSTW-Cable 016	BNC Cable	Switch Box	B Cable 1	Schwarz beck	2023/2/4	2024/2/3
ETSTW-Cable 017	BNC Cable	X Cable	B Cable 2	Schwarz beck	2023/2/4	2024/2/3
ETSTW-Cable 018	BNC Cable	Y Cable	B Cable 3	Schwarz beck	2023/2/4	2024/2/3
ETSTW-Cable 019	BNC Cable	Z Cable	B Cable 4	Schwarz beck	2023/2/4	2024/2/3
ETSTW-Cable 020	N TYPE Cable	OATS Cable 1	N30N30-L335-15M	JYE BAO CO.,LTD.	2022/6/29	2023/6/28
ETSTW-Cable 027	Microwave Cable	SUCOFLEX 104	279083	HUBER+SUHNER	2023/4/27	2024/4/26
ETSTW-Cable 028	Microwave Cable	FA147A0015M2020	30064-2	UTIFLEX	2022/9/16	2023/9/15
ETSTW-Cable 029	Microwave Cable	FA147A0015M2020	30064-3	UTIFLEX	2022/9/16	2023/9/15
ETSTW-Cable 030	Microwave Cable	SUCOFLEX 104 （S_Cable 9）	279067	HUBER+SUHNER	2023/02/17	2024/2/16

ETSTW-Cable 045	Microwave Cable	SUCOFLEX 104	325536	HUBER+SUHNER	2022/10/21	2023/10/20
ETSTW-Cable 058	Microwave Cable	SUCOFLEX 104	none	HUBER+SUHNER	2023/5/18	2024/5/17
ETSTW-Cable 064	Microwave Cable	SUCOFLEX 104	MY28891	HUBER+SUHNER	2023/2/20	2024/2/19
ETSTW-Cable 071	N TYPE CABLE	EMCCFD400-NM-NM-25000	170239	EMCI	2023/5/18	2024/5/17
ETSTW-Cable 072	SMA type cable (8m)	SUCOFLEX 104	805800/4	HUBER+SUHNER	2023/2/20	2024/2/19
ETSTW-Cable 074	SMA type cable (2m)	SUCOFLEX 104	802563/4	HUBER+SUHNER	2023/2/20	2024/2/19
ETSTW-Cable 076	SMA type cable (1m)	N/A	812652/4	HUBER+SUHNER	2023/2/20	2024/2/19
WTSTW-SW 002	EMI TEST SOFTWARE	EZ_EMC	None	Farad	Version ETS-03A1 Version EMEC-3A1+	
WTSTW-SW 006	EMI TEST SOFTWARE	e3	None	AUDIX	Version 9.161014	
WTSTW-SW 008	Signal studio	Agilent	None	AUDIX	Version 2.0.0.1	
ETSTW-TH 002	Thermohygrometer	608-H1	45204317	Testo	2022/9/16	2023/9/15
ETSTW-TH 003	Wireless weather station	GAIA	N/A	TFA	2022/10/28	2023/10/27

Test location

OATS (10m)	No.5-1, Lishui, Shuang Sing Village, Wanli Dist., New Taipei City 207, Taiwan (R.O.C.)	☐
semi-anechoic chamber (3m)	No.35, Aly. 21, Ln. 228, Ankang Rd., Neihu Dist., Taipei City 114, Taiwan (R.O.C.)	☒

2.4 Test results

☒ 1st test ☐ test after modification ☐ production test

Test Emission / Immunity			Done	Test passed	Test failed
Emission	Radiated Emission	47 CFR part 15.109 Class B	☒	☒	☐

(The following is intentionally left blank.)

2.4.1 Radiated Emission

2.4.1.1 Test Equipment

a) EMI TEST RECEIVER (ESI 40)
For your reference please find it in our test equipment list at page 8 to 10 as number : ETSTW-RE 004
b) Amplifier Module (CHC2)
For your reference please find it in our test equipment list at page 8 to 10 as number : ETSTW-RE 062
c) Preamplifier (8447D)
For your reference please find it in our test equipment list at page 8 to 10 as number : ETSTW-RE 142
d) Bi-log Hybrid Antenna (MCTD 2786B)
For your reference please find it in our test equipment list at page 8 to 10 as number : ETSTW-RE 152
e) Double-Ridged Guide Horn Antenna (3117)
For your reference please find it in our test equipment list at page 8 to 10 as number : ETSTW-RE 030

2.4.1.2 Test Procedures

- Test configuration

The test configuration corresponds to the standard ANSI C63.4-2014 amended as per ANSI C63.4a-2017. The equipment under test is placed on a non metallic table with 0.8m height. The power supply and the RF connection points are close to the equipment under test at the floor inside a connection box. The cables to this connection box are shielded and below the double floor. The receiving antenna is placed in a height at 1.0 to 4.0m, in a distance of 3m. The measurement receiver is placed in a special room.

- Test parameters and marginal conditions

The test is carried out with horizontal and vertical polarization of the antenna in a frequency range of 30 MHz to 40000 MHz. Further information please find in the test protocol.

2.5 Test protocols

2.5.1 Radiated Emission

Radio Noise Field Strength

Emission

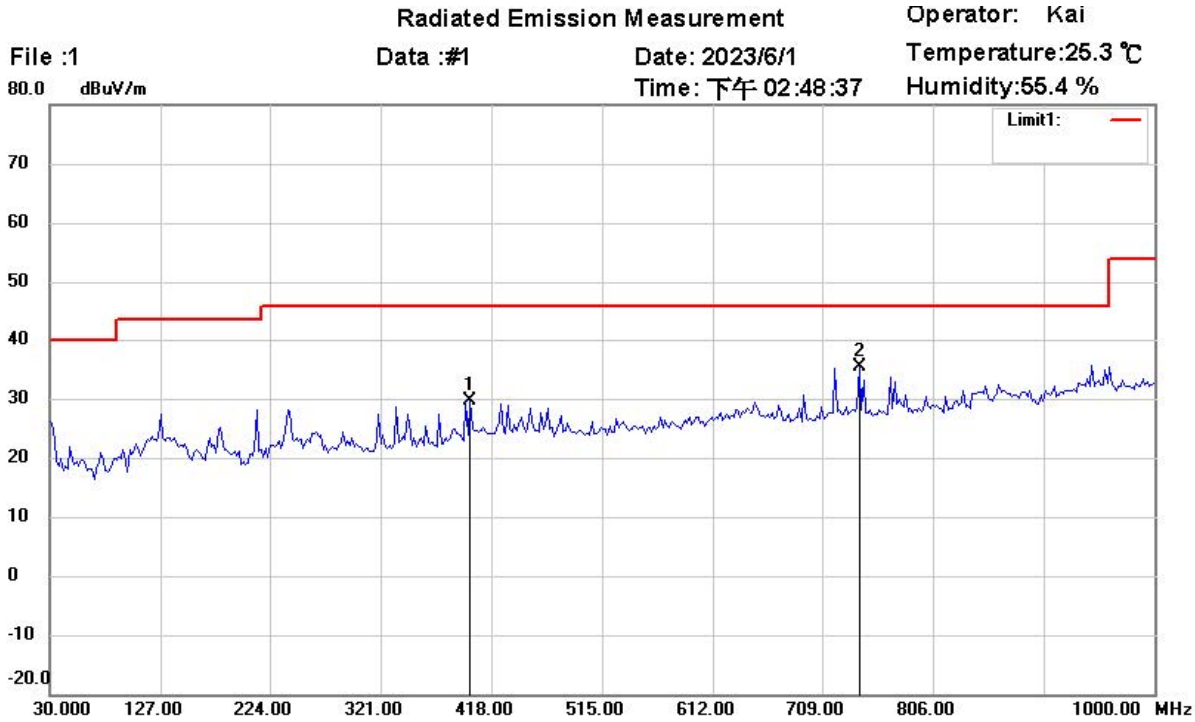

Site : 966 Chamber
Condition : FCC_part 15 RE-Class B_30-1000MHz
EUT : W6M22304-22580
M/N:
Test Mode : LTE+WIFI
Note :

Polarization: *Horizontal*
Power : 12 Vd.c.
Distance: 3m

Mk.	Frequency (MHz)	Reading (dBuV)	Detector	Corr. factor (dB/m)	Result (dBuV/m)	Limit (dBuV/m)	Ant.Pos (cm)	Tab.Pos (deg.)	Margin (dB)	Comment
	399.3387	33.18	peak	-3.66	29.52	46.00	100	88	-16.48	
*	741.4628	34.92	peak	0.41	35.33	46.00	100	152	-10.67	

Registration number: W6M22304-22580-CLR
FCC ID: 2BBAB-MAI-OMNI

Radiated Emission Measurement

Operator: Kai
File :1 Data :#2 Date: 2023/6/1 Time: 下午 02:50:19
Temperature:25.3 ℃
Humidity:55.4 %

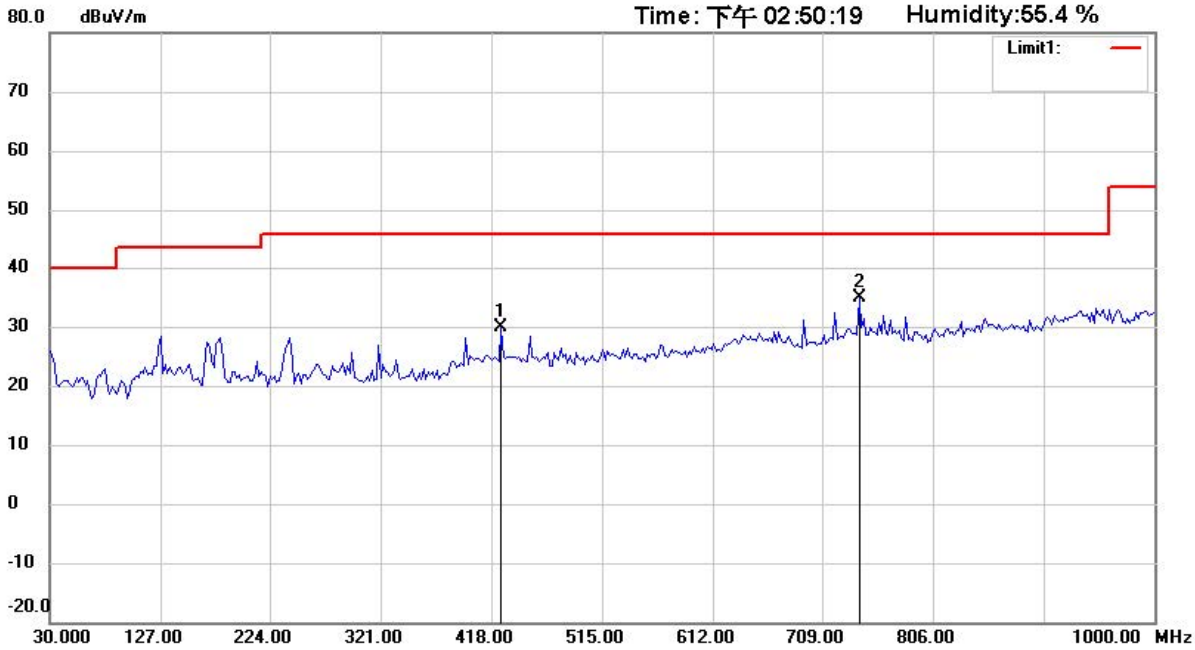

Site : 966 Chamber
Condition : FCC_part 15 RE-Class B_30-1000MHz
EUT : W6M22304-22580
M/N:
Test Mode : LTE+WIFI
Note :

Polarization: *Vertical*
Power : 12 Vd.c.
Distance: 3m

Mk.	Frequency (MHz)	Reading (dBuV)	Detector	Corr. factor (dB/m)	Result (dBuV/m)	Limit (dBuV/m)	Ant.Pos (cm)	Tab.Pos (deg.)	Margin (dB)	Comment
	426.5530	33.22	peak	-3.35	29.87	46.00	100	65	-16.13	
*	741.4628	34.49	peak	0.41	34.90	46.00	100	213	-11.10	

Registration number: W6M22304-22580-CLR
FCC ID: 2BBAB-MAI-OMNI

Radiated Emission Measurement

Operator: Kai
File :3 Data :#1 Date: 2023/5/25 Temperature:25.2 ℃
Time: 下午 01:15:20 Humidity:66.4 %

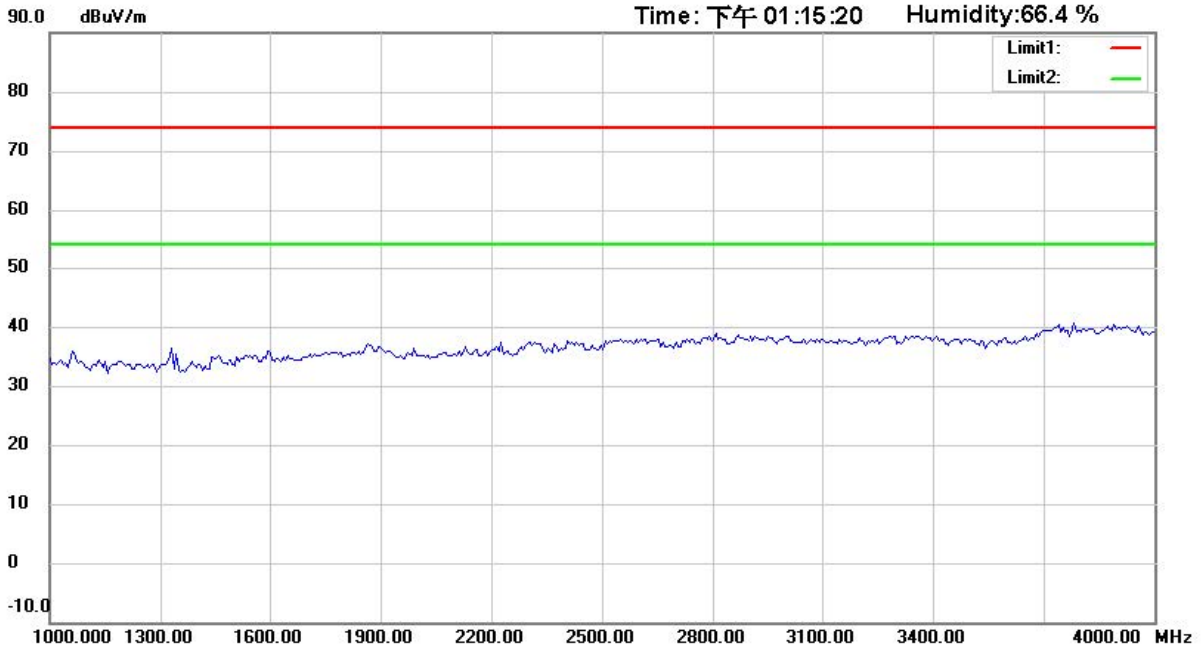

Site : 966 Chamber
Condition : FCC_part 15 RE-Class B_Above 1GHz_PK
EUT : W6M22304-22580
M/N:
Test Mode : LTE+WFI
Note :

Polarization: *Horizontal*
Power : 12 Vd.c.
Distance: 3m

Mk.	Frequency (MHz)	Reading (dBuV)	Detector	Corr. factor (dB/m)	Result (dBuV/m)	Limit (dBuV/m)	Ant.Pos (cm)	Tab.Pos (deg.)	Margin (dB)	Comment

Registration number: W6M22304-22580-CLR
FCC ID: 2BBAB-MAI-OMNI

Radiated Emission Measurement

Operator: Kai
File :3 Data :#7 Date: 2023/5/25 Temperature:25.2 ℃
Time: 下午 01:27:17 Humidity:66.4 %

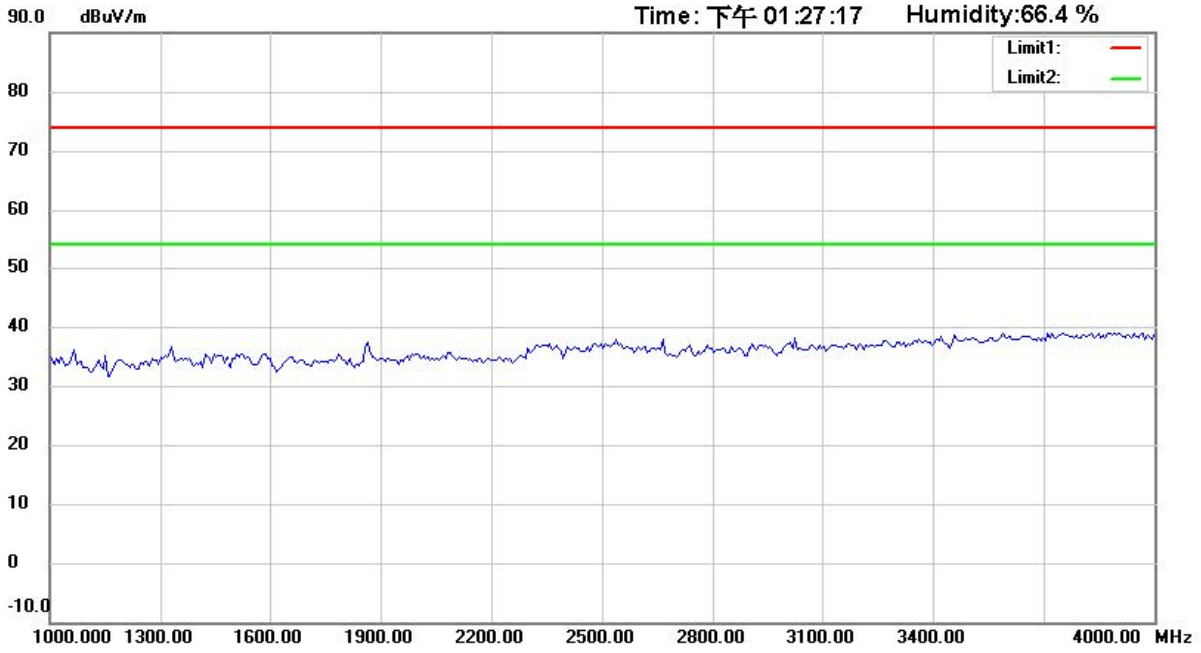

Site : 966 Chamber
Condition : FCC_part 15 RE-Class B_Above 1GHz_PK
EUT : W6M22304-22580
M/N:
Test Mode : LTE+WIFI
Note :

Polarization: *Vertical*
Power : 12 Vd.c.
Distance: 3m

Mk.	Frequency (MHz)	Reading (dBuV)	Detector	Corr. factor (dB/m)	Result (dBuV/m)	Limit (dBuV/m)	Ant.Pos (cm)	Tab.Pos (deg.)	Margin (dB)	Comment

Registration number: W6M22304-22580-CLR
FCC ID: 2BBAB-MAI-OMNI

Radiated Emission Measurement

Operator: Kai
File :3 Data :#2 Date: 2023/5/25 Time: 下午 01:17:32
Temperature:25.2 ℃
Humidity:66.4 %

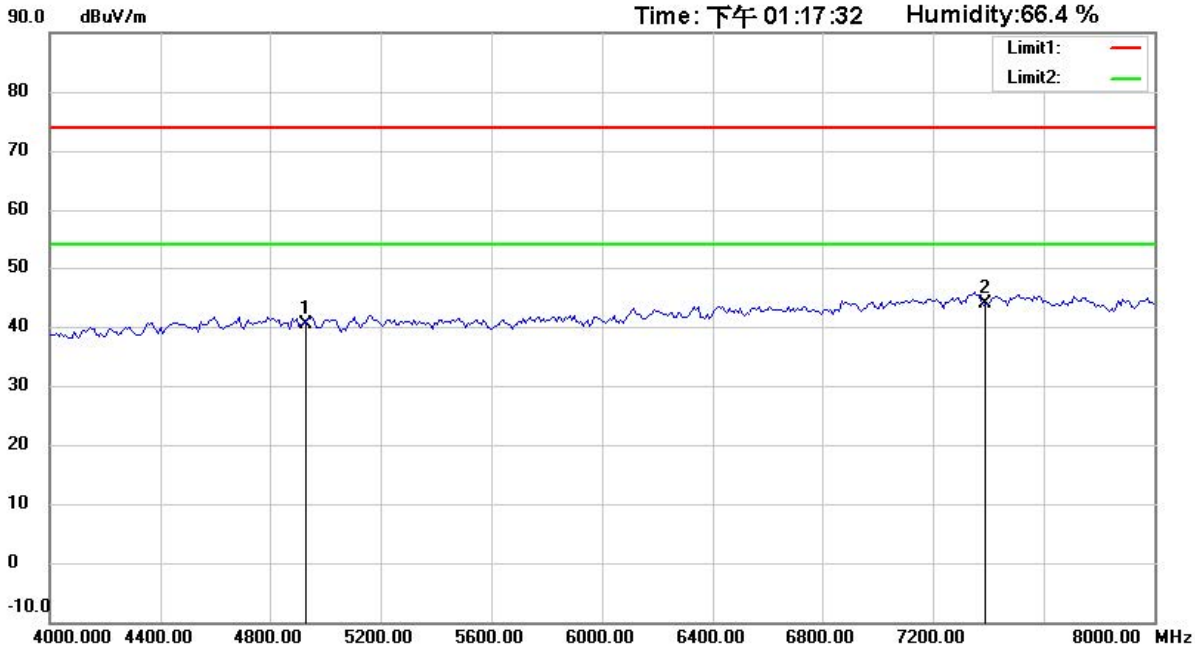

Site : 966 Chamber
Condition : FCC_part 15 RE-Class B_Above 1GHz_PK
EUT : W6M22304-22580
M/N:
Test Mode : LTE+WFI
Note :

Polarization: *Horizontal*
Power : 12 Vd.c.
Distance: 3m

Mk.	Frequency (MHz)	Reading (dBuV)	Detector	Corr. factor (dB/m)	Result (dBuV/m)	Limit (dBuV/m)	Ant.Pos (cm)	Tab.Pos (deg.)	Margin (dB)	Comment
	4924.000	41.47	peak	-1.11	40.36	74.00	150	50	-33.64	
*	7386.000	39.74	peak	4.06	43.80	74.00	150	95	-30.20	

Registration number: W6M22304-22580-CLR
FCC ID: 2BBAB-MAI-OMNI

Radiated Emission Measurement

Operator: Kai
File :3 Data :#8 Date: 2023/5/25 Temperature:25.2 ℃
Time: 下午 01:30:26 Humidity:66.4 %

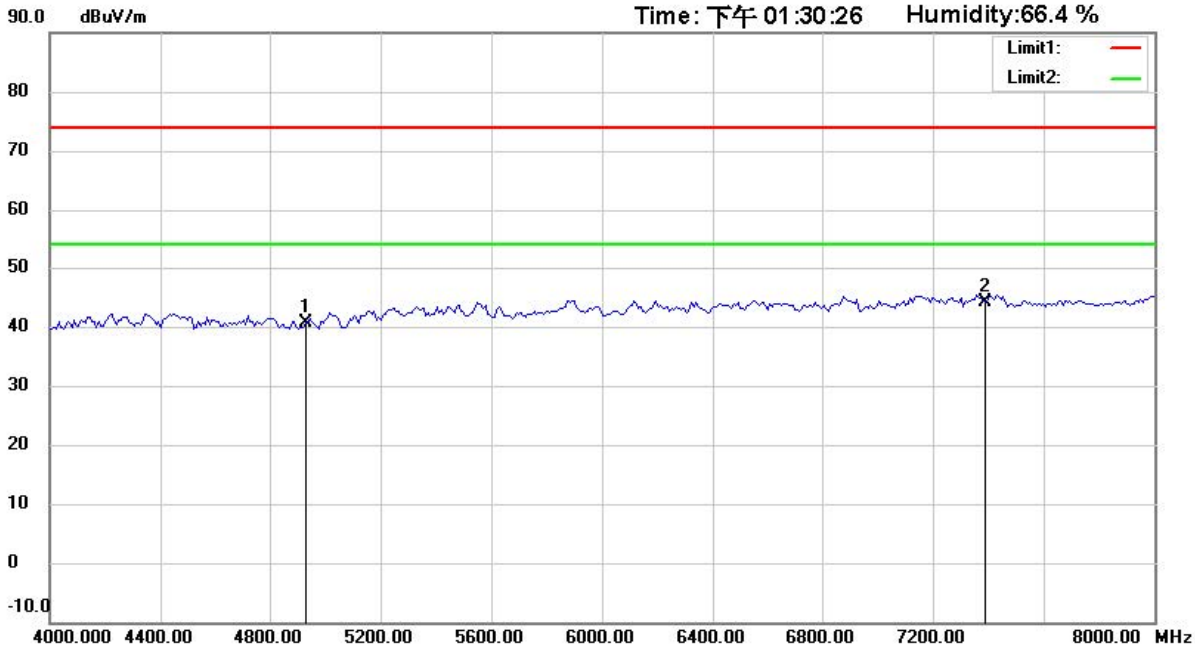

Site : 966 Chamber
Condition : FCC_part 15 RE-Class B_Above 1GHz_PK
EUT : W6M22304-22580
M/N:
Test Mode : LTE+WIFI
Note :

Polarization: *Vertical*
Power : 12 Vd.c.
Distance: 3m

Mk.	Frequency (MHz)	Reading (dBuV)	Detector	Corr. factor (dB/m)	Result (dBuV/m)	Limit (dBuV/m)	Ant.Pos (cm)	Tab.Pos (deg.)	Margin (dB)	Comment
	4924.000	41.68	peak	-1.11	40.57	74.00	150	185	-33.43	
*	7386.000	39.95	peak	4.06	44.01	74.00	150	30	-29.99	

Registration number: W6M22304-22580-CLR
FCC ID: 2BBAB-MAI-OMNI

Radiated Emission Measurement

Operator: Kai
File :3 Data :#3 Date: 2023/5/25 Temperature:25.2 ℃
Time: 下午 01:19:05 Humidity:66.4 %

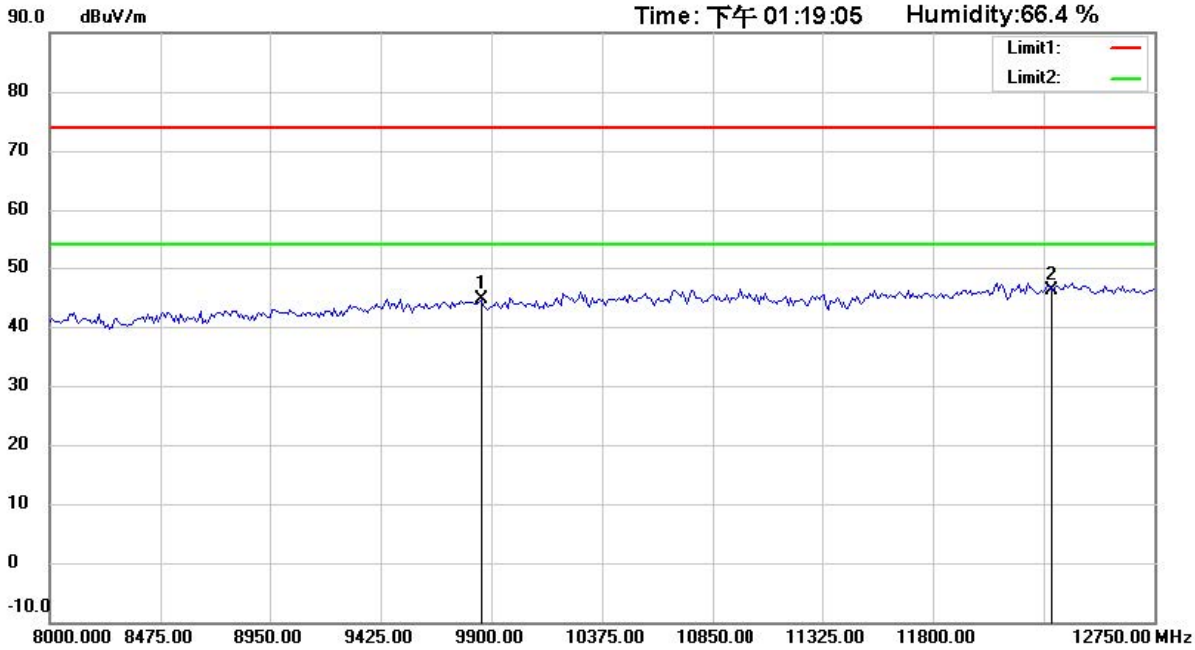

Site : 966 Chamber
Condition : FCC_part 15 RE-Class B_Above 1GHz_PK
EUT : W6M22304-22580
M/N:
Test Mode : LTE+WIFI
Note :

Polarization: *Horizontal*
Power : 12 Vd.c.
Distance: 3m

Mk.	Frequency (MHz)	Reading (dBuV)	Detector	Corr. factor (dB/m)	Result (dBuV/m)	Limit (dBuV/m)	Ant.Pos (cm)	Tab.Pos (deg.)	Margin (dB)	Comment
	9848.000	37.34	peak	7.32	44.66	74.00	150	210	-29.34	
*	12310.000	32.98	peak	13.20	46.18	74.00	150	166	-27.82	

Registration number: W6M22304-22580-CLR
FCC ID: 2BBAB-MAI-OMNI

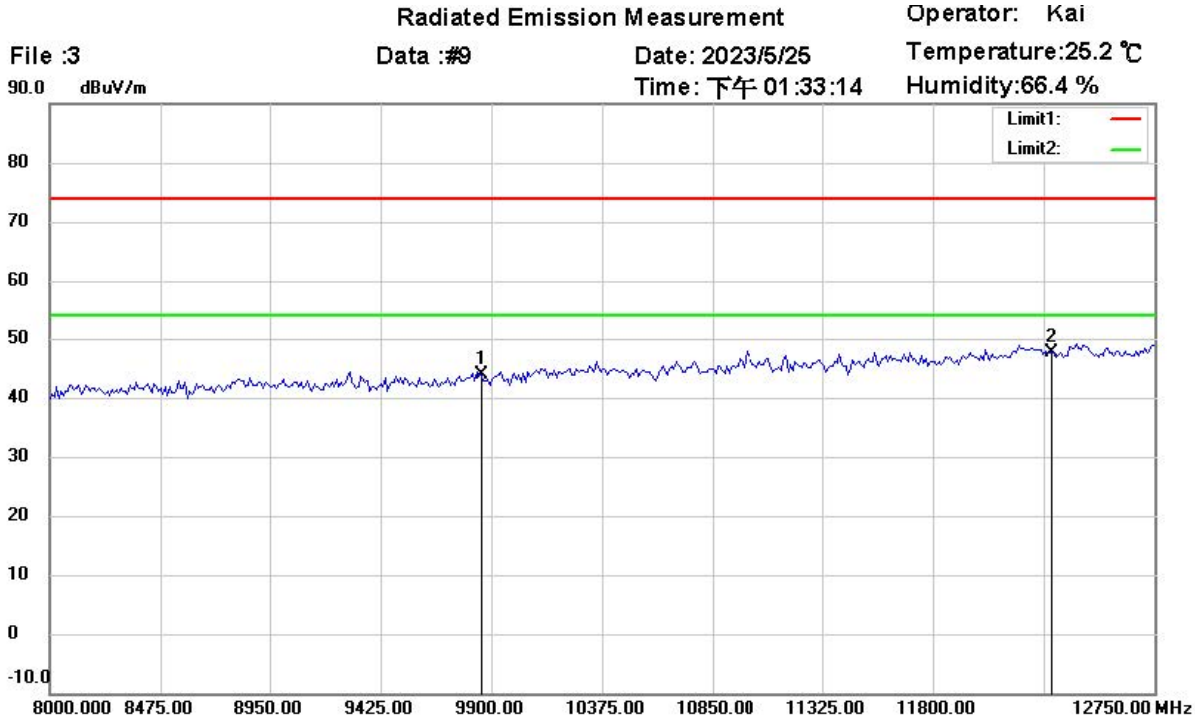

Site : 966 Chamber
Condition : FCC_part 15 RE-Class B_Above 1GHz_PK
EUT : W6M22304-22580
M/N:
Test Mode : LTE+WIFI
Note :

Polarization: *Vertical*
Power : 12 Vd.c.
Distance: 3m

Mk.	Frequency (MHz)	Reading (dBuV)	Detector	Corr. factor (dB/m)	Result (dBuV/m)	Limit (dBuV/m)	Ant.Pos (cm)	Tab.Pos (deg.)	Margin (dB)	Comment
	9848.000	36.50	peak	7.32	43.82	74.00	150	145	-30.18	
*	12310.000	34.42	peak	13.20	47.62	74.00	150	310	-26.38	

Registration number: W6M22304-22580-CLR
FCC ID: 2BBAB-MAI-OMNI

Radiated Emission Measurement

Operator: Kai
File :3 Data :#4 Date: 2023/5/25 Temperature:25.2 ℃
Time: 下午 01:21:36 Humidity:66.4 %

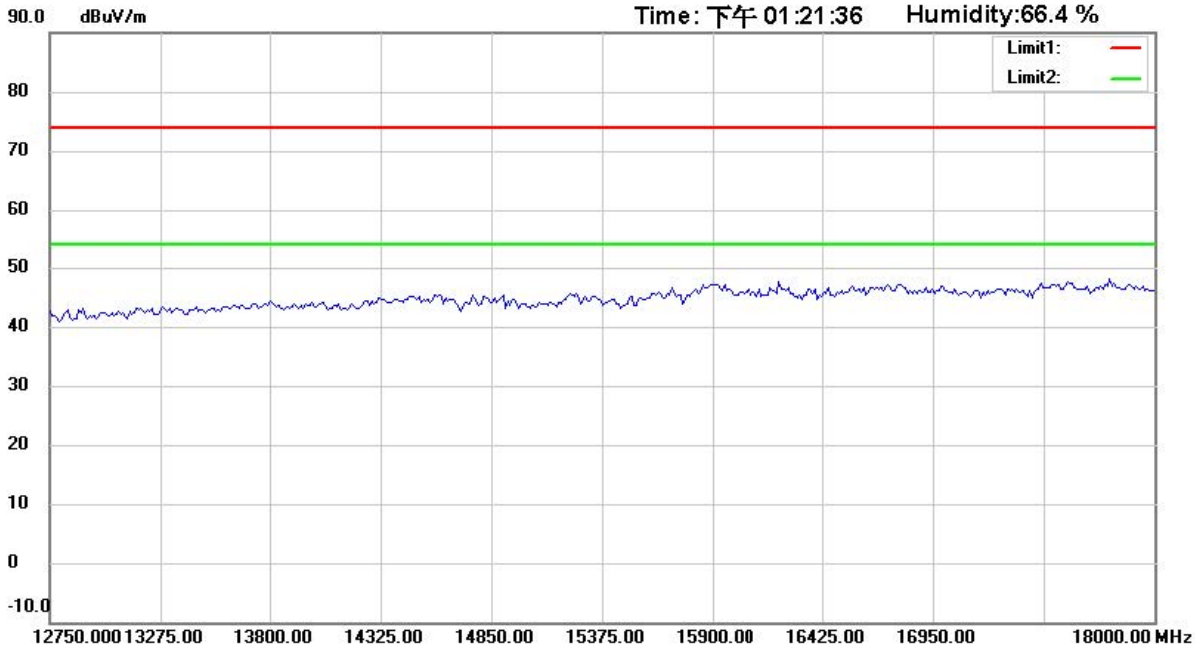

Site : 966 Chamber
Condition : FCC_part 15 RE-Class B_Above 1GHz_PK
EUT : W6M22304-22580
M/N:
Test Mode : LTE+WIFI
Note :

Polarization: *Horizontal*
Power : 12 Vd.c.
Distance: 3m

Mk.	Frequency (MHz)	Reading (dBuV)	Detector	Corr. factor (dB/m)	Result (dBuV/m)	Limit (dBuV/m)	Ant.Pos (cm)	Tab.Pos (deg.)	Margin (dB)	Comment

Registration number: W6M22304-22580-CLR
FCC ID: 2BBAB-MAI-OMNI

Radiated Emission Measurement

Operator: Kai
File :3 Data :#10 Date: 2023/5/25 Temperature:25.2 ℃
Time: 下午 01:36:28 Humidity:66.4 %

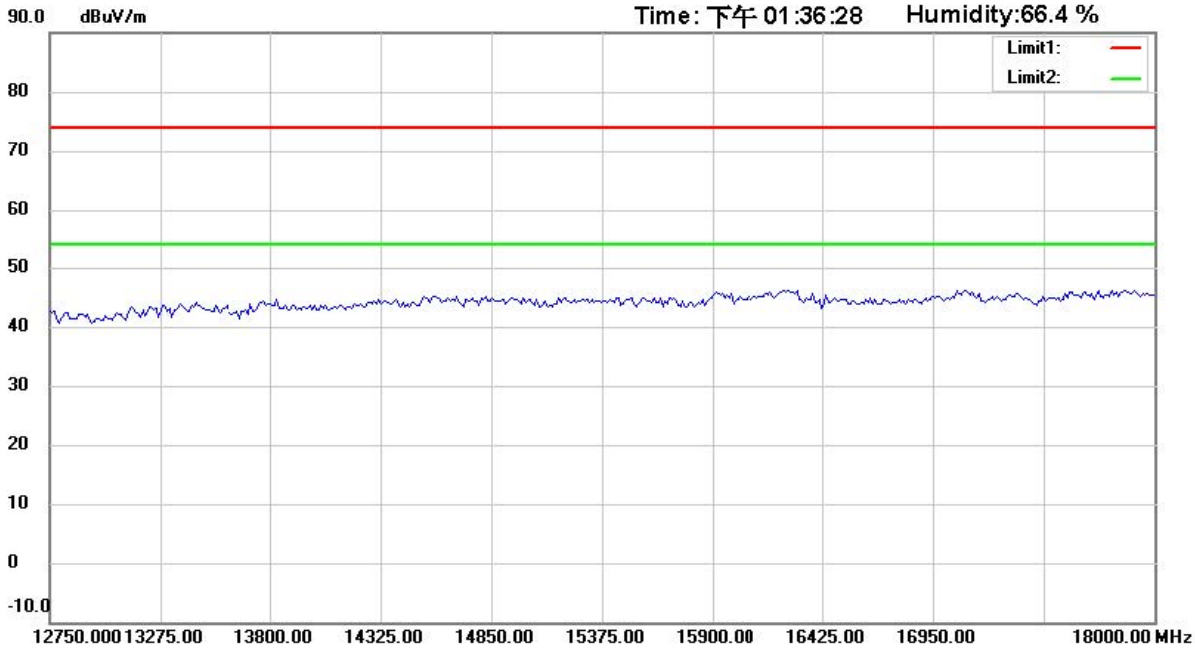

Site : 966 Chamber
Condition : FCC_part 15 RE-Class B_Above 1GHz_PK
EUT : W6M22304-22580
M/N:
Test Mode : LTE+WIFI
Note :

Polarization: *Vertical*
Power : 12 Vd.c.
Distance: 3m

Mk.	Frequency (MHz)	Reading (dBuV)	Detector	Corr. factor (dB/m)	Result (dBuV/m)	Limit (dBuV/m)	Ant.Pos (cm)	Tab.Pos (deg.)	Margin (dB)	Comment

Registration number: W6M22304-22580-CLR
FCC ID: 2BBAB-MAI-OMNI

Radiated Emission Measurement

Operator: Kai
File :3 Data :#5 Date: 2023/5/25 Temperature:25.2 ℃
Time: 下午 01:23:45 Humidity:66.4 %

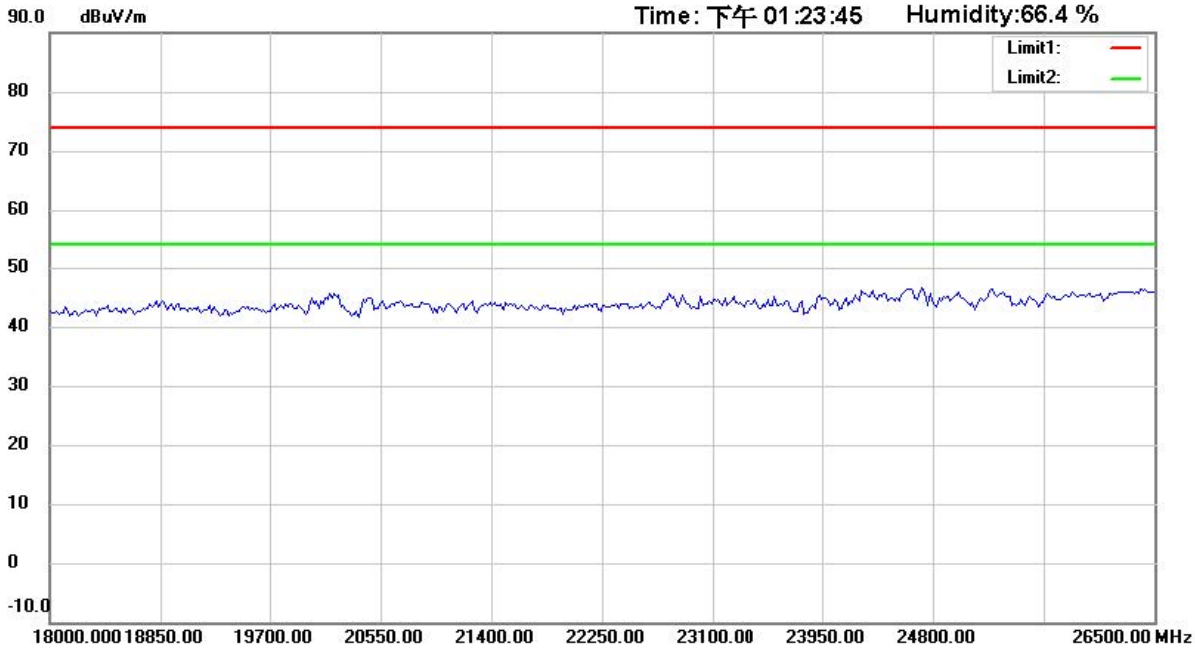

Site : 966 Chamber
Condition : FCC_part 15 RE-Class B_Above 1GHz_PK
EUT : W6M22304-22580
M/N:
Test Mode : LTE+WFI
Note :

Polarization: *Horizontal*
Power : 12 Vd.c.
Distance: 3m

Mk.	Frequency (MHz)	Reading (dBuV)	Detector	Corr. factor (dB/m)	Result (dBuV/m)	Limit (dBuV/m)	Ant.Pos (cm)	Tab.Pos (deg.)	Margin (dB)	Comment

Registration number: W6M22304-22580-CLR
FCC ID: 2BBAB-MAI-OMNI

Radiated Emission Measurement

Operator: Kai
File :3 Data :#11 Date: 2023/5/25 Temperature:25.2 ℃
Time: 下午 01:39:27 Humidity:66.4 %

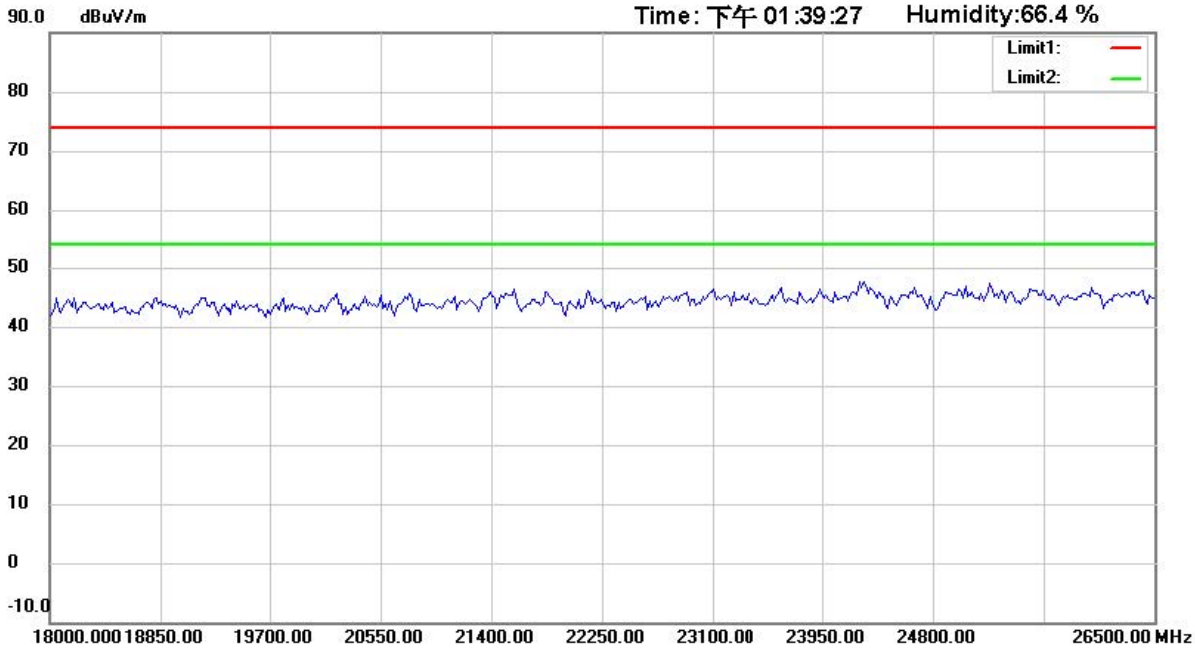

Site : 966 Chamber
Condition : FCC_part 15 RE-Class B_Above 1GHz_PK
EUT : W6M22304-22580
M/N:
Test Mode : LTE+WIFI
Note :

Polarization: *Vertical*
Power : 12 Vd.c.
Distance: 3m

Mk.	Frequency (MHz)	Reading (dBuV)	Detector	Corr. factor (dB/m)	Result (dBuV/m)	Limit (dBuV/m)	Ant.Pos (cm)	Tab.Pos (deg.)	Margin (dB)	Comment

Registration number: W6M22304-22580-CLR
FCC ID: 2BBAB-MAI-OMNI

Radiated Emission Measurement

Operator: Kai
File :3 Data :#6 Date: 2023/5/25 Time: 下午 01:25:31
Temperature:25.2 ℃
Humidity:66.4 %

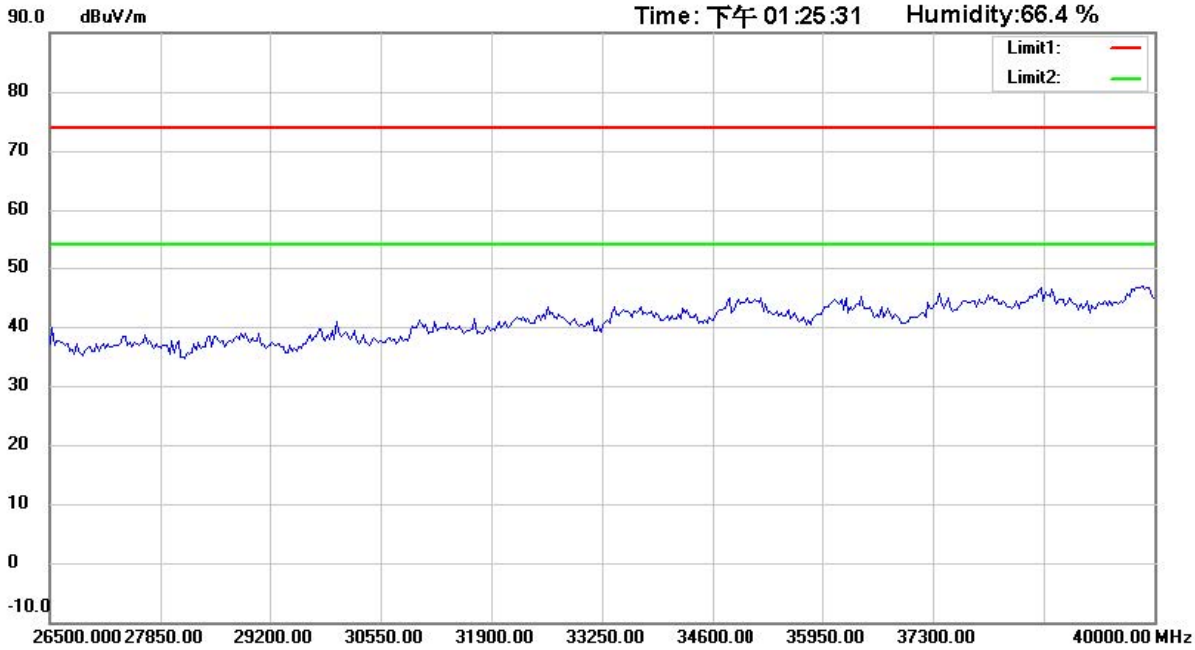

Site : 966 Chamber
Condition : FCC_part 15 RE-Class B_Above 1GHz_PK
EUT : W6M22304-22580
M/N:
Test Mode : LTE+WIFI
Note :

Polarization: *Horizontal*
Power : 12 Vd.c.
Distance: 3m

Mk.	Frequency (MHz)	Reading (dBuV)	Detector	Corr. factor (dB/m)	Result (dBuV/m)	Limit (dBuV/m)	Ant.Pos (cm)	Tab.Pos (deg.)	Margin (dB)	Comment

Registration number: W6M22304-22580-CLR
FCC ID: 2BBAB-MAI-OMNI

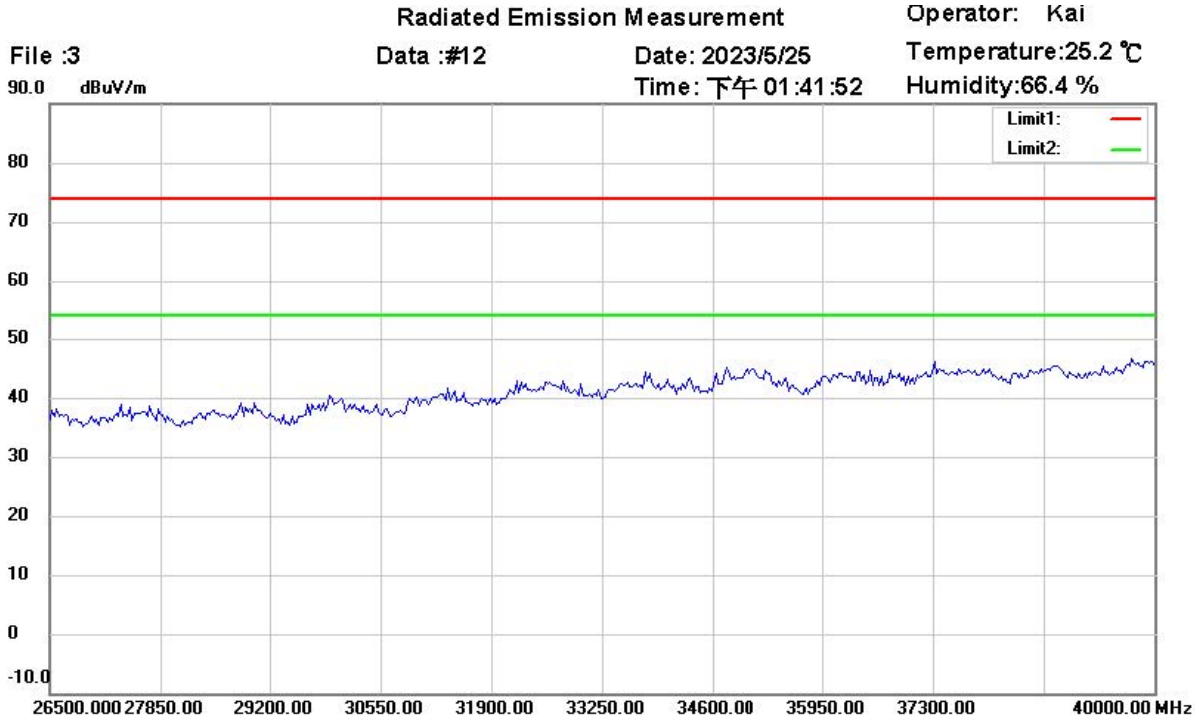

Site : 966 Chamber
Condition : FCC_part 15 RE-Class B_Above 1GHz_PK
EUT : W6M22304-22580
M/N:
Test Mode : LTE+WFI
Note :

Polarization: *Vertical*
Power : 12 Vd.c.
Distance: 3m

Mk.	Frequency (MHz)	Reading (dBuV)	Detector	Corr. factor (dB/m)	Result (dBuV/m)	Limit (dBuV/m)	Ant.Pos (cm)	Tab.Pos (deg.)	Margin (dB)	Comment

Note:

1. **Correction Factor = Antenna factor + Cable loss - Preamplifier**
2. **The formula of measured value as: Test Result = Reading + Correction Factor**
3. **Detector function in the form : PK = Peak, QP = Quasi Peak, AV = Average**
4. **All not in the table noted test results are more than 20 dB below the relevant limits.**
5. **Up Line: PK Limit Line, Down Line: Ave Limit Line.**

2.6 Equipment Modification

No modification was made to pass all tests.

3 Normative references

/1/ 47 CFR part 15 Subpart B
Radio Frequency Devices

/2/ ANSI C63.4a-2017 (Amendment to ANSI C63.4-2014)
American National Standard for Methods of Measurement of Radio Noise Emissions from Low-Voltage Electrical and Electronic Equipment in the Range of 9 kHz to 40 GHz