Appendix A: DTS Bandwidth

Test Result

TestMode	Antenna	Channel	DTS BW [MHz]	FL[MHz]	FH[MHz]	Limit[MHz]	Verdict
11B	Ant1	2412	9.160	2407.440	2416.600	0.5	PASS
		2437	8.640	2432.440	2441.080	0.5	PASS
		2462	9.120	2457.440	2466.560	0.5	PASS
11G	Ant1	2412	16.400	2403.800	2420.200	0.5	PASS
		2437	16.400	2428.800	2445.200	0.5	PASS
		2462	16.400	2453.800	2470.200	0.5	PASS
11N20SISO	Ant1	2412	17.600	2403.200	2420.800	0.5	PASS
		2437	17.400	2428.160	2445.560	0.5	PASS
		2462	17.640	2453.160	2470.800	0.5	PASS

Test Graphs

11B_Ant1_2412

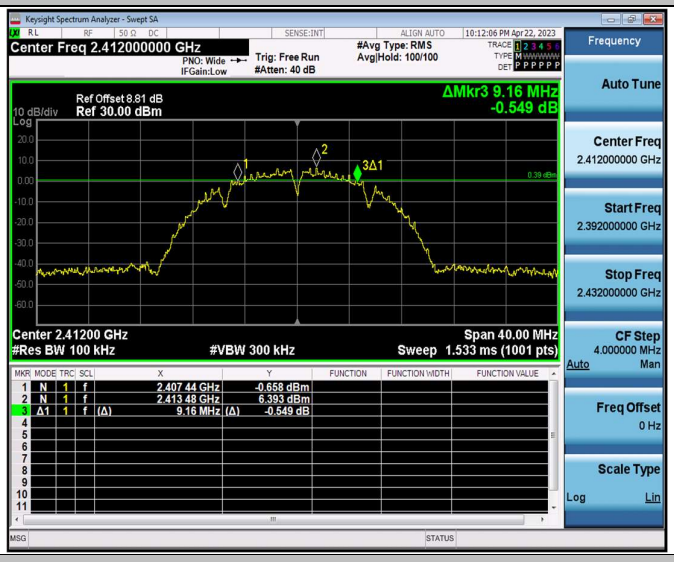

11B_Ant1_2437

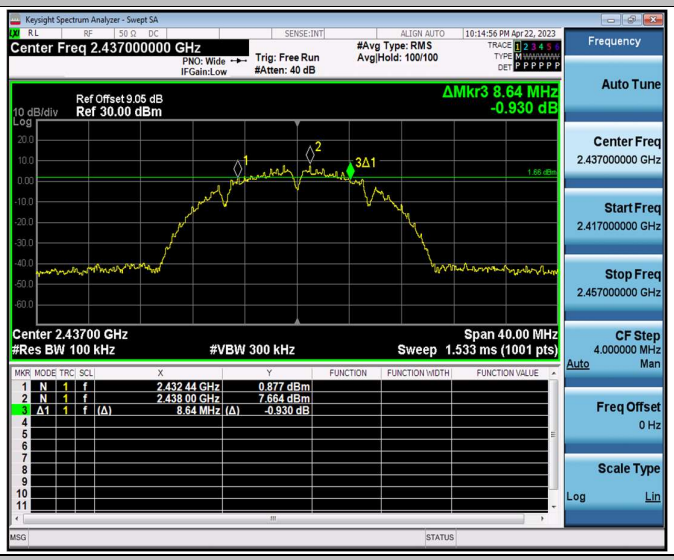

11B_Ant1_2462

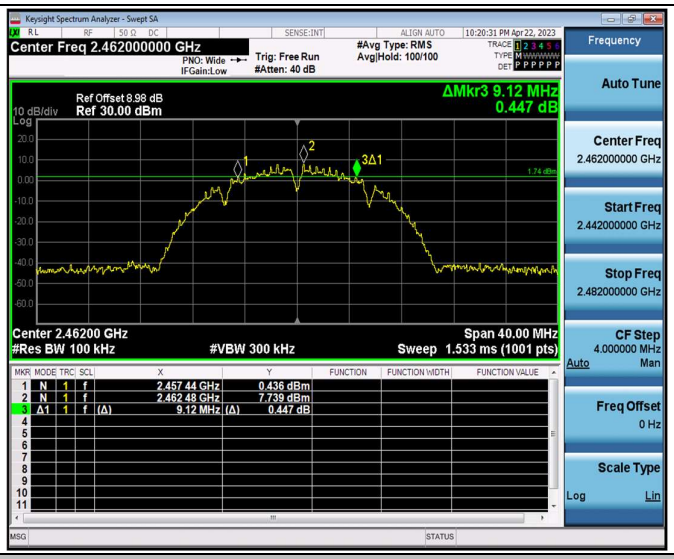

11G_Ant1_2412

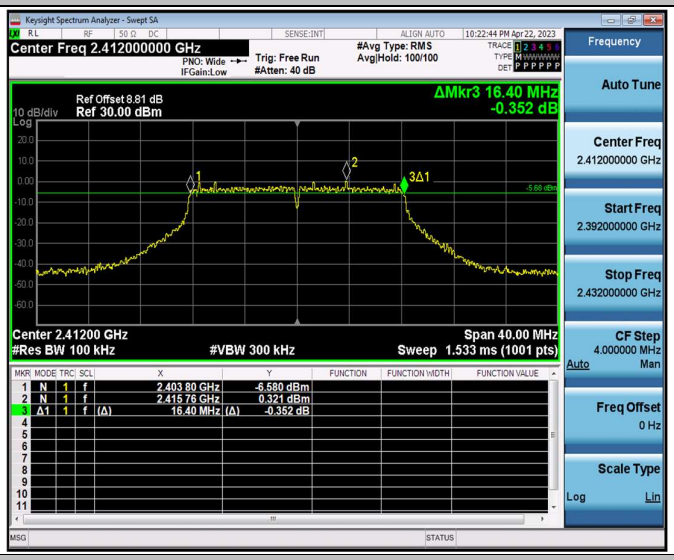

11G_Ant1_2437

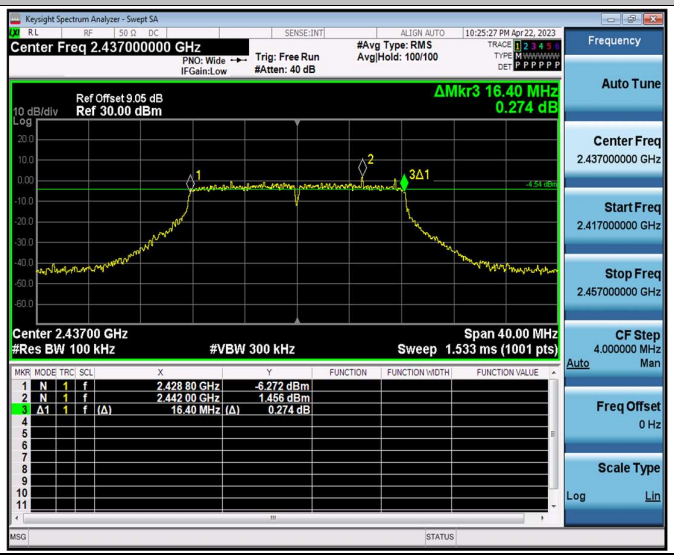

11G_Ant1_2462

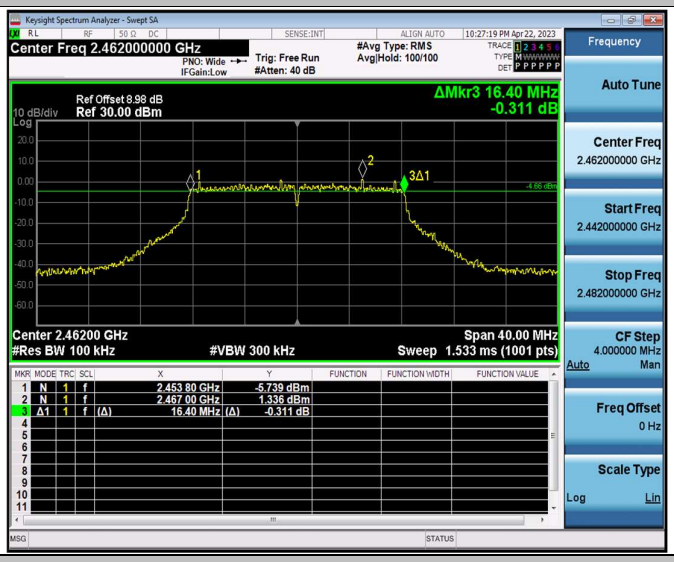

11N20SISO_Ant1_2412

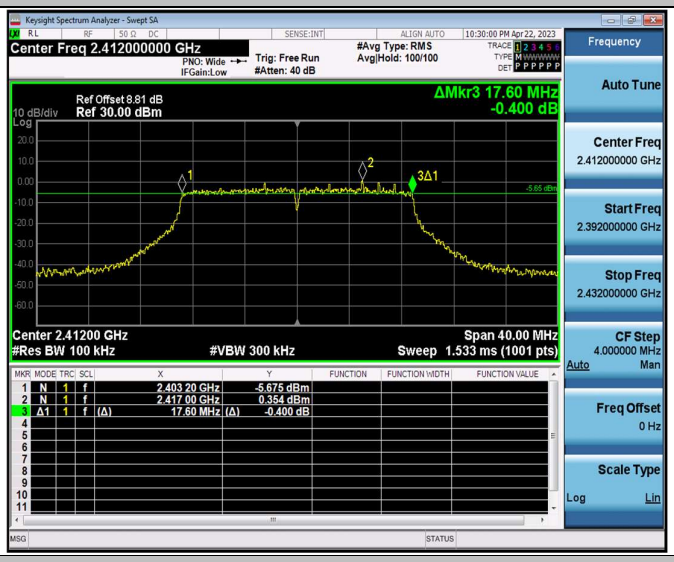

11N20SISO_Ant1_2437

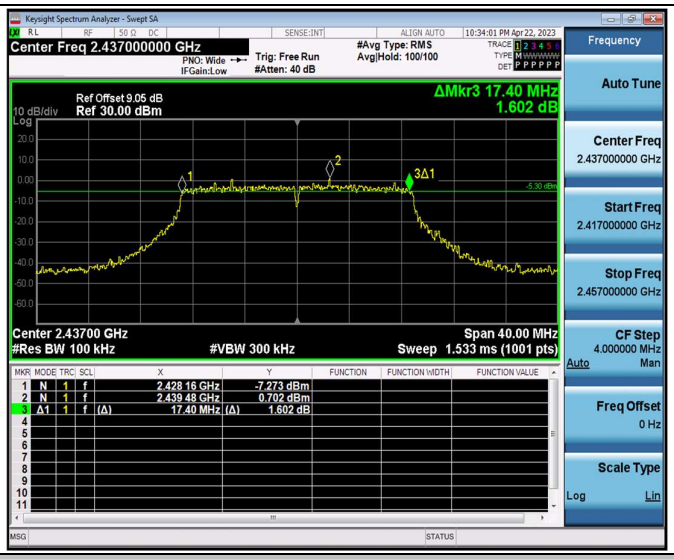

11N20SISO_Ant1_2462

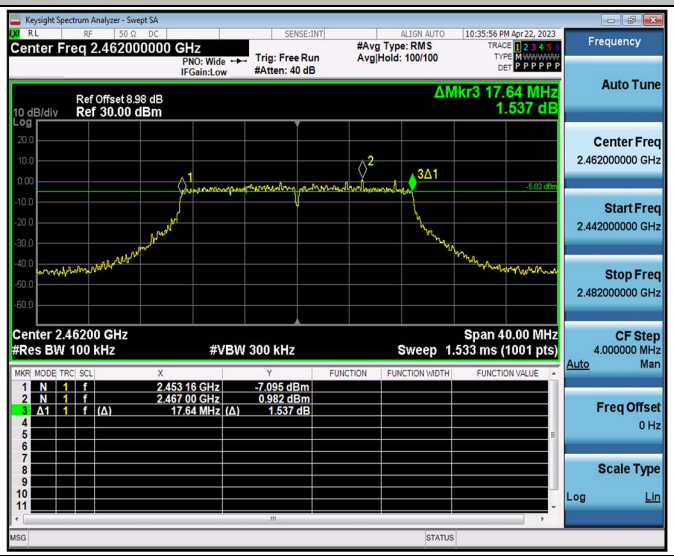

Appendix B: Occupied Channel Bandwidth

Test Result

TestMode	Antenna	Channel	OCB [MHz]	FL[MHz]	FH[MHz]	Limit[MHz]	Verdict
11B	Ant1	2412	14.083	2404.968	2419.051	---	PASS
		2437	14.086	2429.977	2444.063	---	PASS
		2462	14.063	2454.958	2469.021	---	PASS
11G	Ant1	2412	17.195	2403.464	2420.659	---	PASS
		2437	17.183	2428.392	2445.575	---	PASS
		2462	17.232	2453.370	2470.602	---	PASS
11N20SISO	Ant1	2412	18.263	2402.892	2421.155	---	PASS
		2437	18.234	2427.921	2446.155	---	PASS
		2462	18.280	2452.818	2471.098	---	PASS

Test Graphs

11B_Ant1_2412

11B_Ant1_2437

11B_Ant1_2462

11G_Ant1_2412

11G_Ant1_2437

11G_Ant1_2462

11N20SISO_Ant1_2412

11N20SISO_Ant1_2437

11N20SISO_Ant1_2462

Appendix C: Maximum conducted output power

Test Result

TestMode	Antenna	Channel	Result[dBm]	Limit[dBm]	Verdict
11B	Ant1	2412	15.82	≤30	PASS
		2437	16.25	≤30	PASS
		2462	16.42	≤30	PASS
11G	Ant1	2412	12.40	≤30	PASS
		2437	13.15	≤30	PASS
		2462	13.10	≤30	PASS
11N20SISO	Ant1	2412	11.93	≤30	PASS
		2437	12.51	≤30	PASS
		2462	12.70	≤30	PASS

Appendix D: Maximum power spectral density

Test Result

TestMode	Antenna	Channel	Result[dBm/3-100kHz]	Limit[dBm/3kHz]	Verdict
11B	Ant1	2412	-10.74	≤8	PASS
		2437	-9.9	≤8	PASS
		2462	-10.04	≤8	PASS
11G	Ant1	2412	-14.95	≤8	PASS
		2437	-15.21	≤8	PASS
		2462	-14.77	≤8	PASS
11N20SISO	Ant1	2412	-15.81	≤8	PASS
		2437	-15.84	≤8	PASS
		2462	-15.28	≤8	PASS

Test Graphs

11B_Ant1_2412

11B_Ant1_2437

11B_Ant1_2462

11G_Ant1_2412

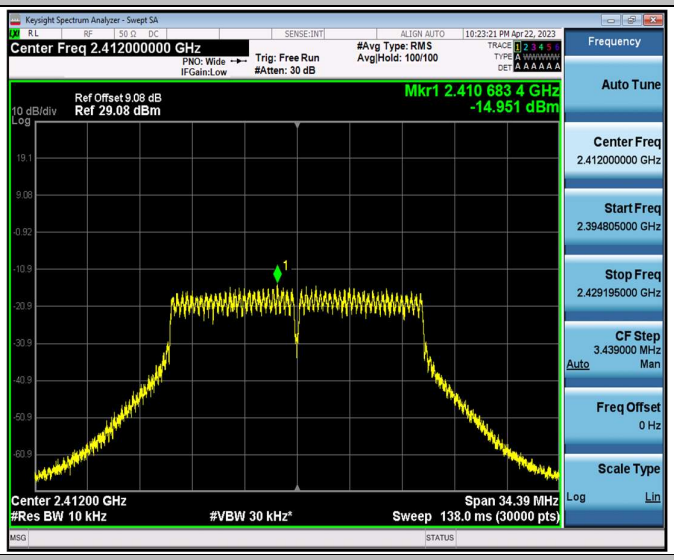

11G_Ant1_2437

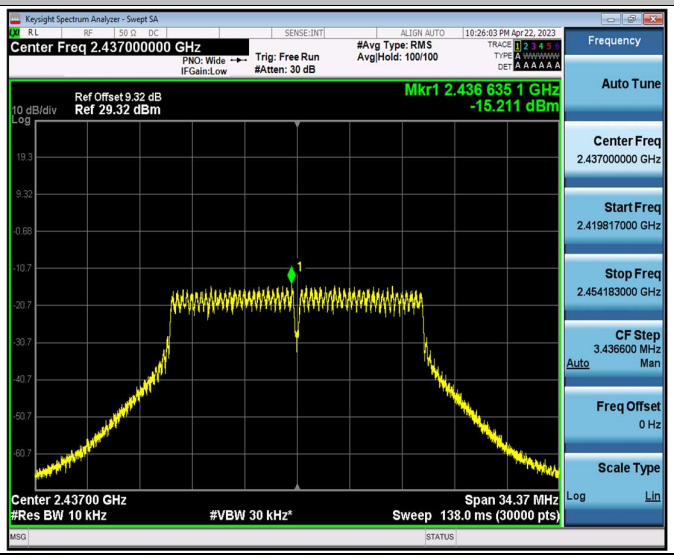

11G_Ant1_2462

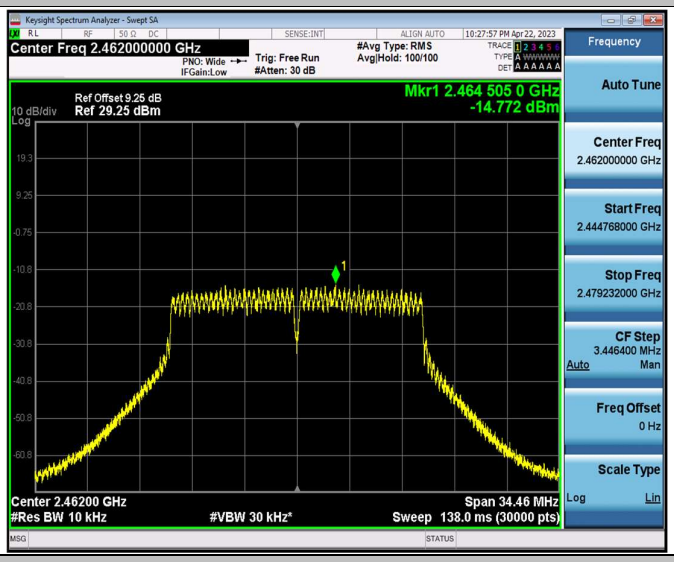

11N20SISO_Ant1_2412

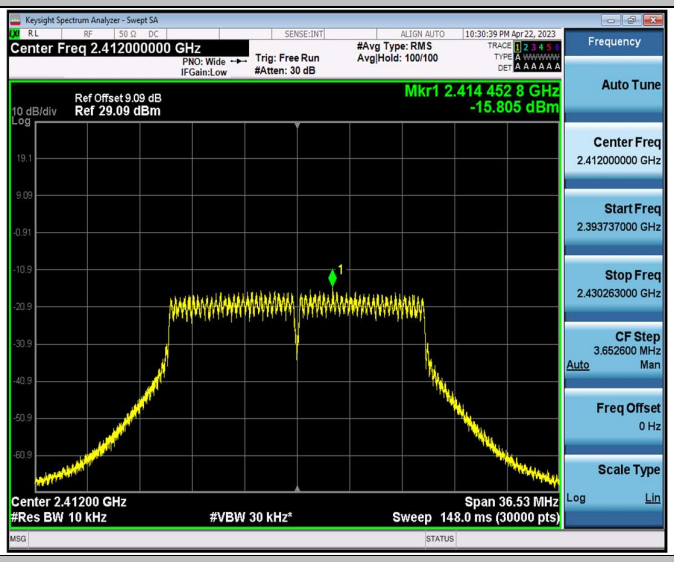

11N20SISO_Ant1_2437

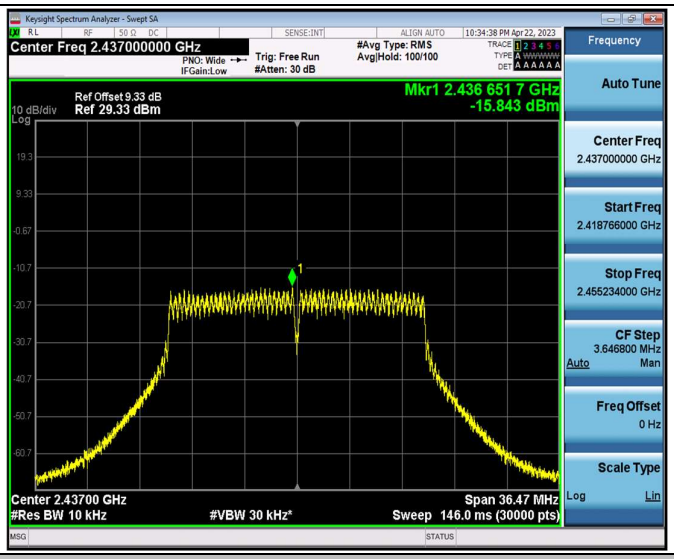

11N20SISO_Ant1_2462

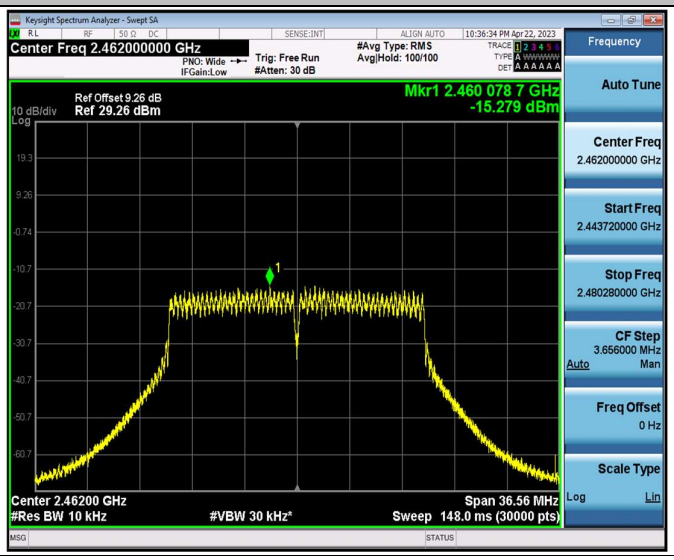

Appendix E: Band edge measurements

Test Result

TestMode	Antenna	ChName	Channel	RefLevel[dBm]	Result[dBm]	Limit[dBm]	Verdict
11B	Ant1	Low	2412	7.36	-41.43	≤-22.64	PASS
		High	2462	8.14	-49.5	≤-21.86	PASS
11G	Ant1	Low	2412	0.72	-34.92	≤-29.28	PASS
		High	2462	1.41	-49.59	≤-28.59	PASS
11N20SISO	Ant1	Low	2412	0.40	-33.56	≤-29.6	PASS
		High	2462	1.47	-49	≤-28.53	PASS

Test Graphs

11B_Ant1_Low_2412

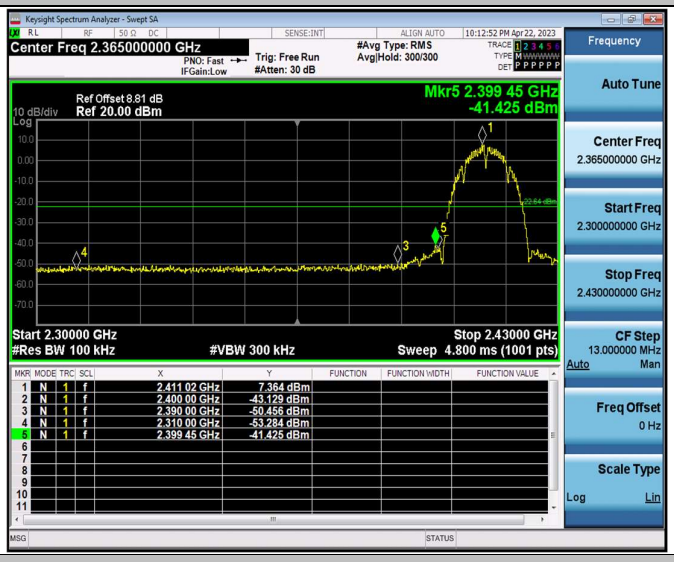

11B_Ant1_High_2462

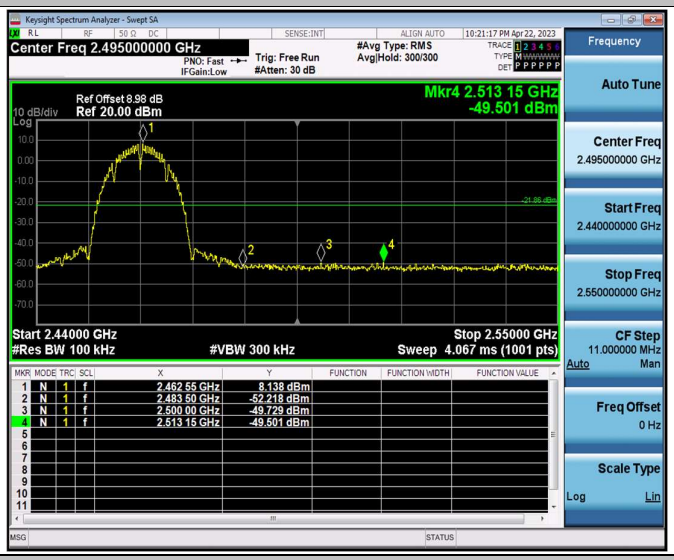

11G_Ant1_Low_2412

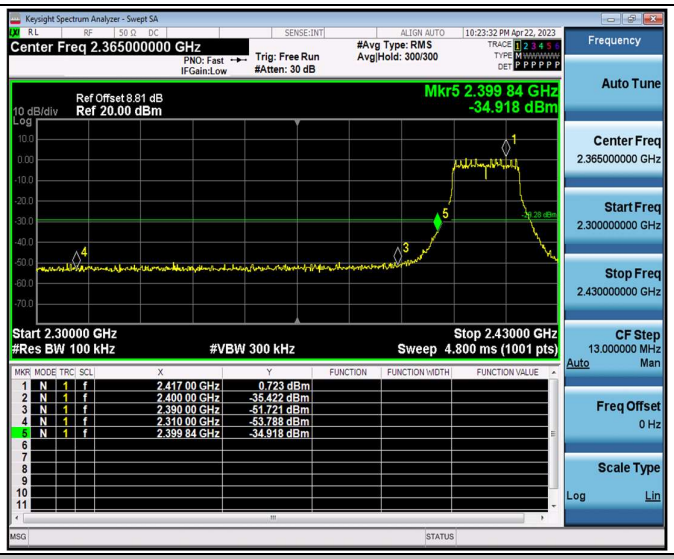

11G_Ant1_High_2462

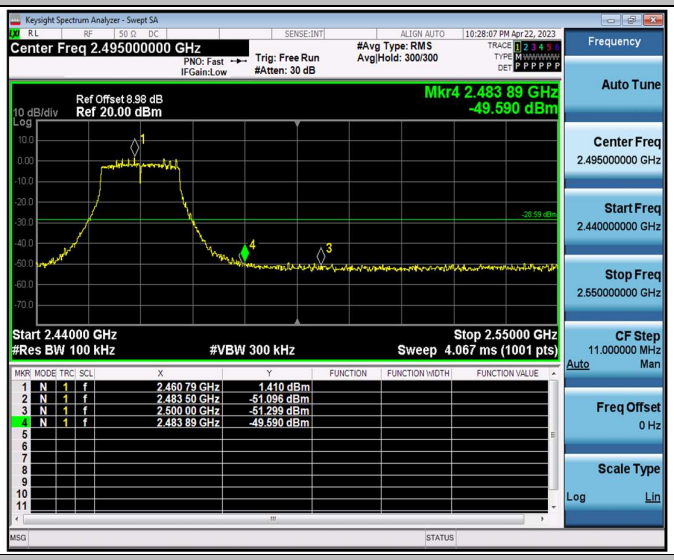

11N20SISO_Ant1_Low_2412

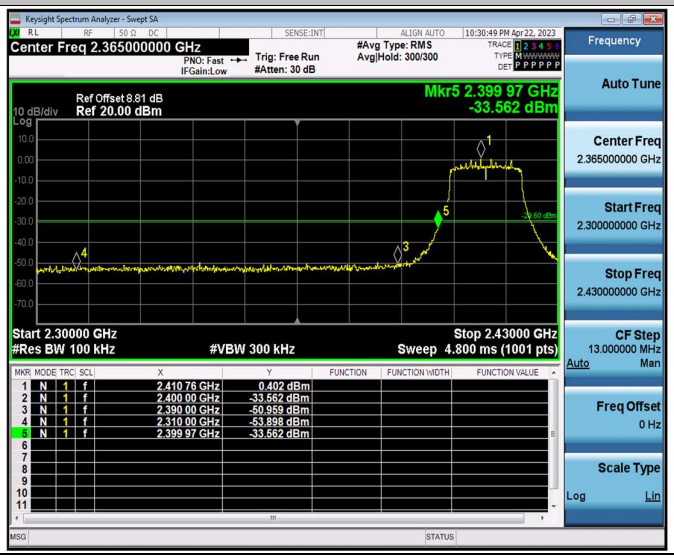
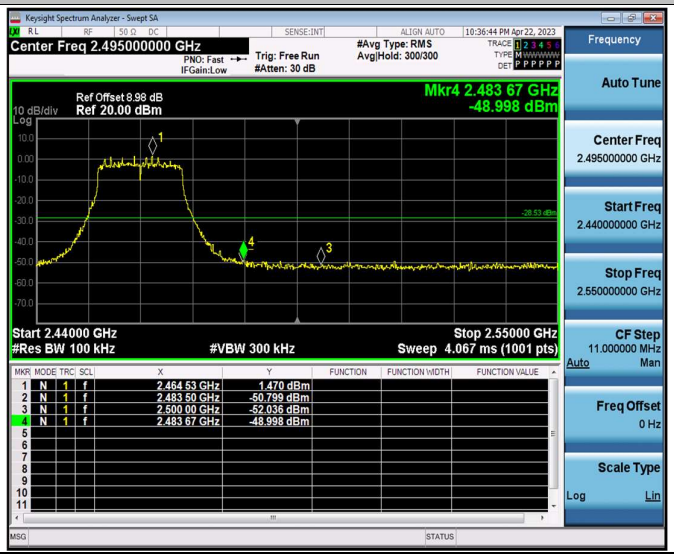
11N20SISO_Ant1_High_2462