Appendix F: Conducted Spurious Emission

Test Result

TestMode	Antenna	Channel	FreqRange [Mhz]	RefLevel [dBm]	Result [dBm]	Limit [dBm]	Verdict
11B	Ant1	2412	Reference	6.68	6.68	---	PASS
			30~1000	6.68	-62.93	≤-23.32	PASS
			1000~26500	6.68	-54.4	≤-23.32	PASS
		2437	Reference	6.71	6.71	---	PASS
			30~1000	6.71	-62.66	≤-23.29	PASS
			1000~26500	6.71	-53.67	≤-23.29	PASS
		2462	Reference	6.87	6.87	---	PASS
			30~1000	6.87	-62.66	≤-23.13	PASS
			1000~26500	6.87	-53.29	≤-23.13	PASS
11G	Ant1	2412	Reference	0.68	0.68	---	PASS
			30~1000	0.68	-63.12	≤-29.32	PASS
			1000~26500	0.68	-53.21	≤-29.32	PASS
		2437	Reference	0.77	0.77	---	PASS
			30~1000	0.77	-62.53	≤-29.23	PASS
			1000~26500	0.77	-53.85	≤-29.23	PASS
		2462	Reference	0.72	0.72	---	PASS
			30~1000	0.72	-63.05	≤-29.28	PASS
			1000~26500	0.72	-53.63	≤-29.28	PASS
11N20SISO	Ant1	2412	Reference	-0.01	-0.01	---	PASS
			30~1000	-0.01	-63.27	≤-30.01	PASS
			1000~26500	-0.01	-53.89	≤-30.01	PASS
		2437	Reference	1.15	1.15	---	PASS
			30~1000	1.15	-62.29	≤-28.85	PASS
			1000~26500	1.15	-53.68	≤-28.85	PASS
		2462	Reference	1.32	1.32	---	PASS
			30~1000	1.32	-63.15	≤-28.68	PASS
			1000~26500	1.32	-53.84	≤-28.68	PASS

Test Graphs

11B_Ant1_2412_0~Reference

11B_Ant1_2412_30~1000

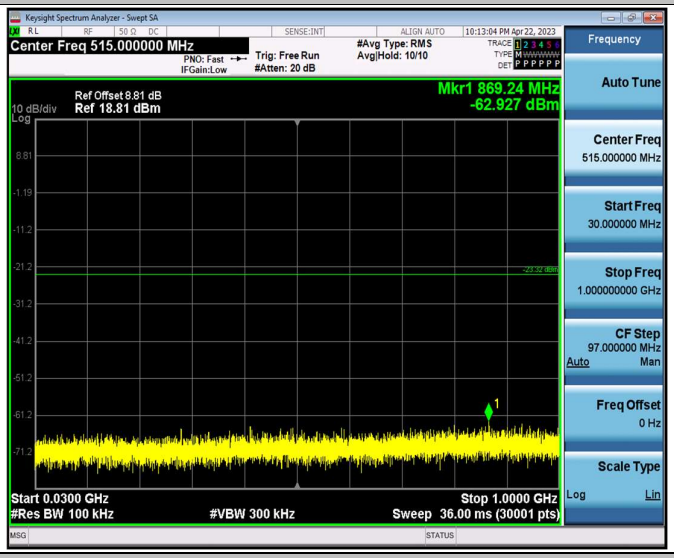

11B_Ant1_2412_1000~26500

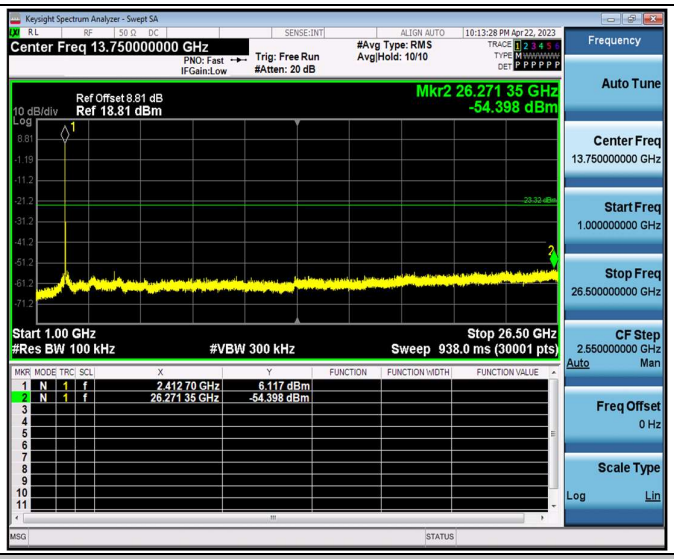

11B_Ant1_2437_0~Reference

11B_Ant1_2437_30~1000

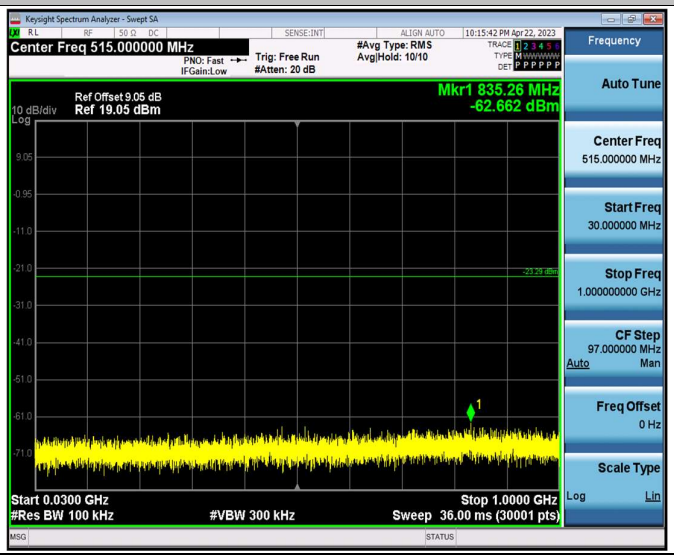

11B_Ant1_2437_1000~26500

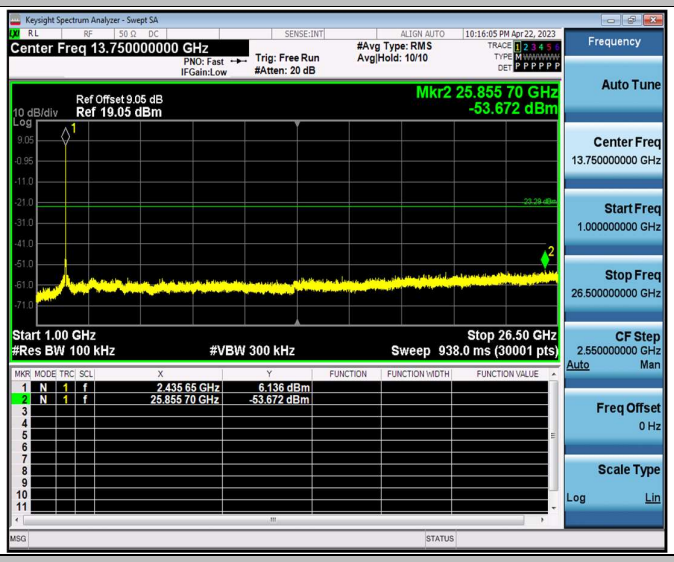

11B_Ant1_2462_0~Reference

11B_Ant1_2462_30~1000

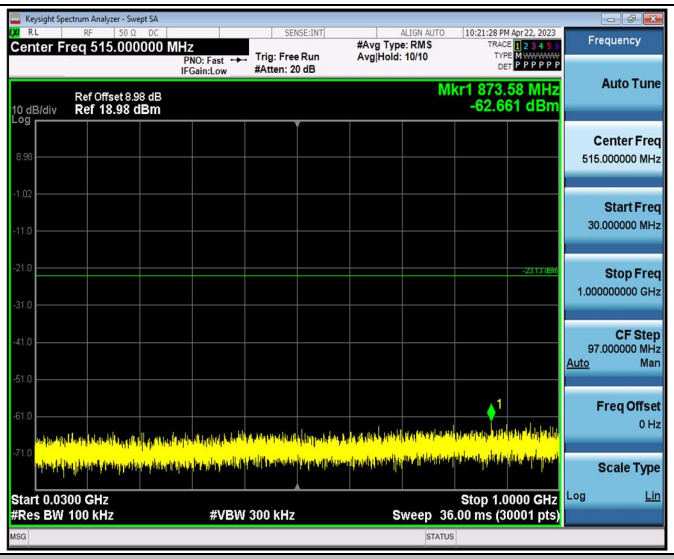

11B_Ant1_2462_1000~26500

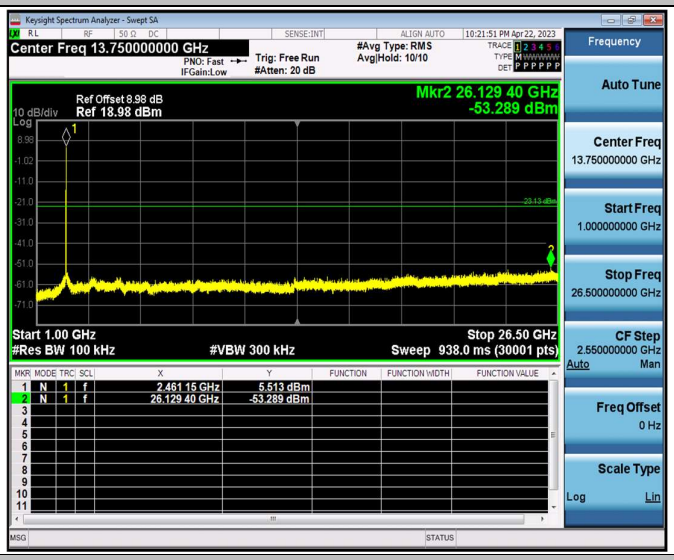

11G_Ant1_2412_0~Reference

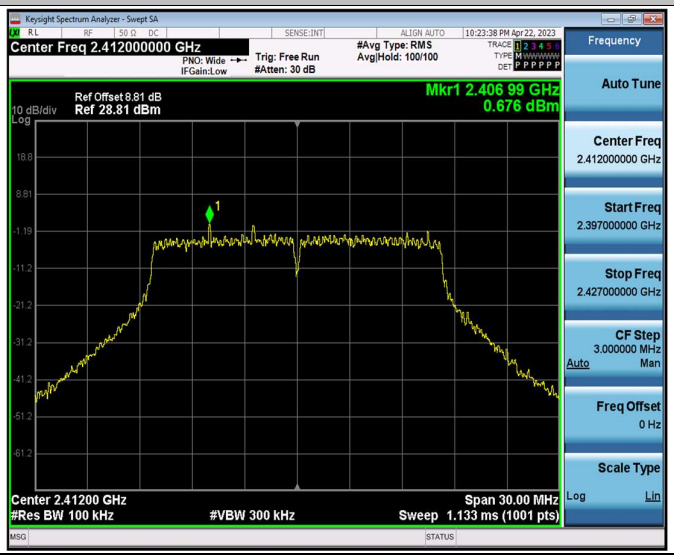

11G_Ant1_2412_30~1000

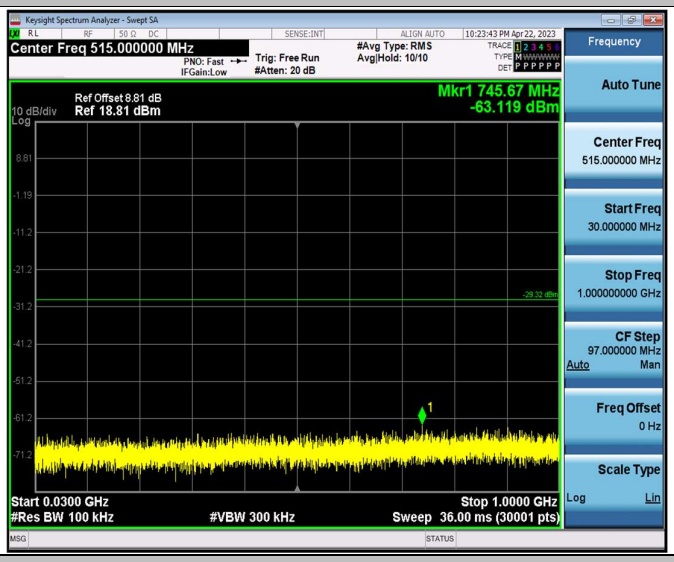

11G_Ant1_2412_1000~26500

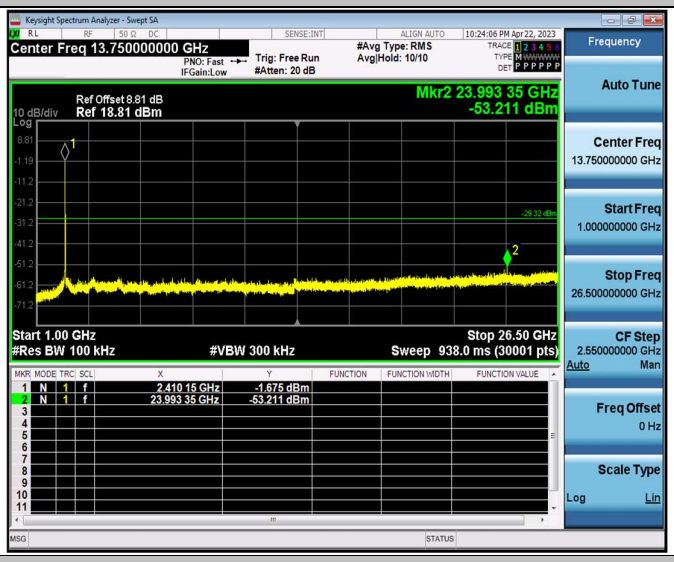

11G_Ant1_2437_0~Reference

11G_Ant1_2437_30~1000

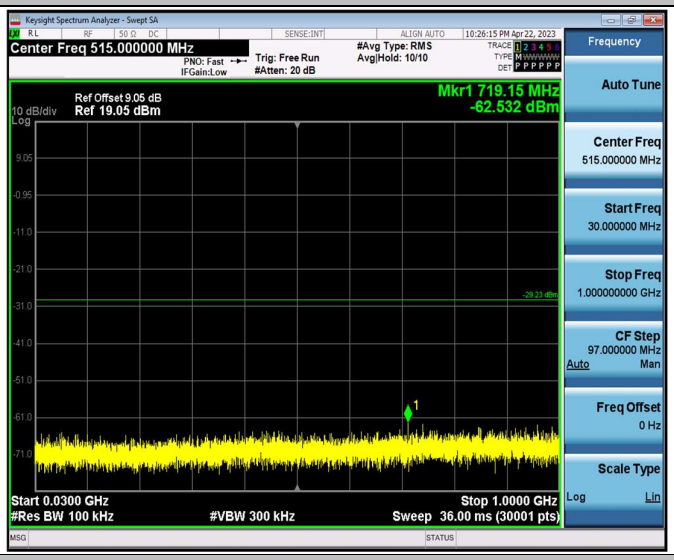

11G_Ant1_2437_1000~26500

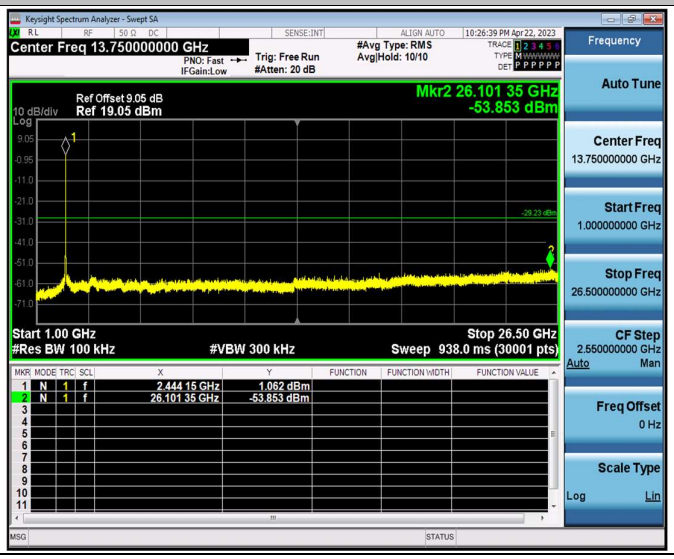

11G_Ant1_2462_0~Reference

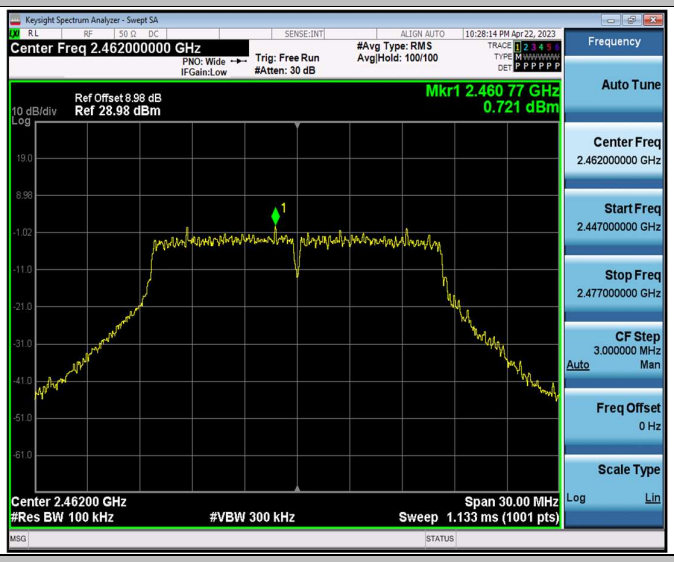

11G_Ant1_2462_30~1000

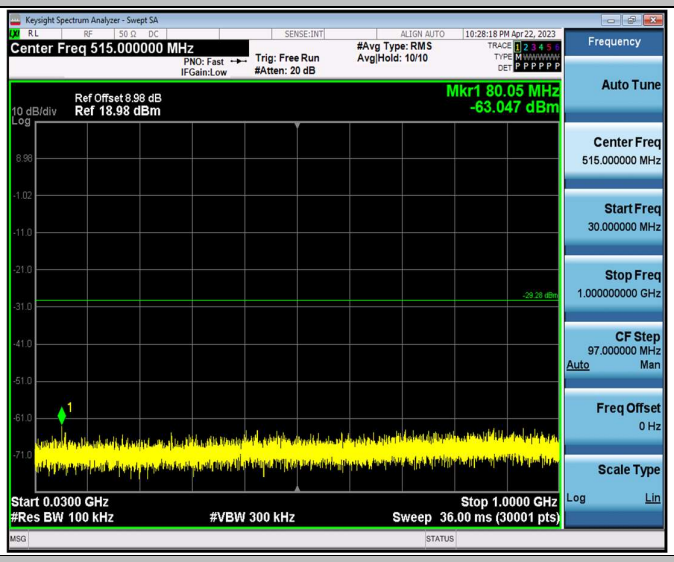

11G_Ant1_2462_1000~26500

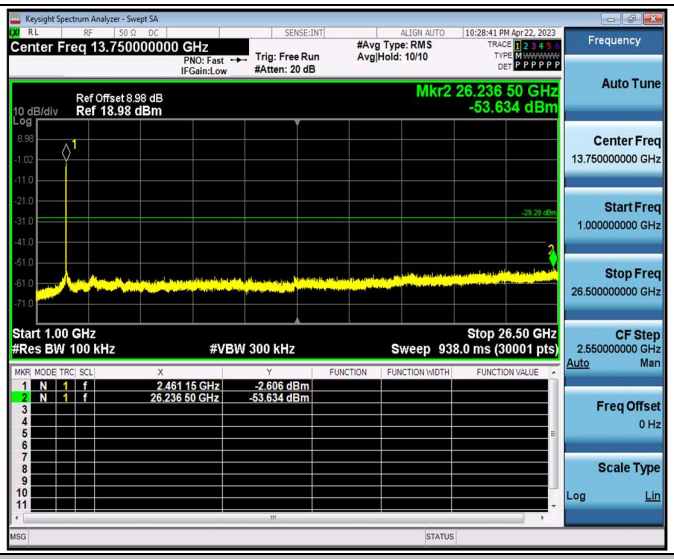

11N20SISO_Ant1_2412_0~Reference

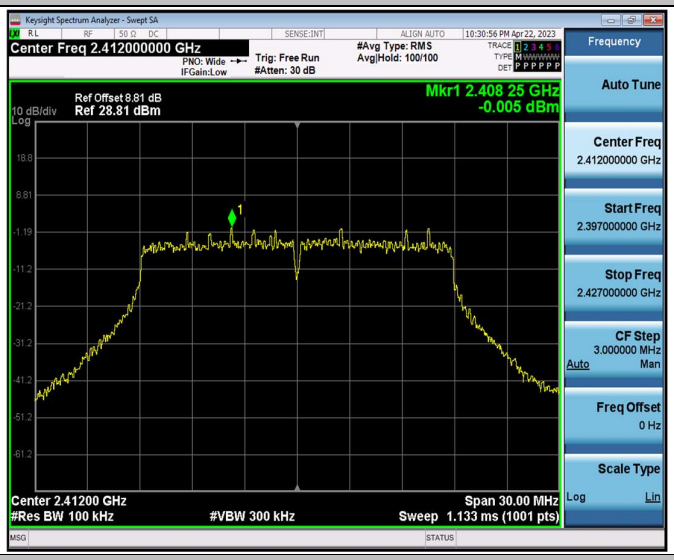

11N20SISO_Ant1_2412_30~1000

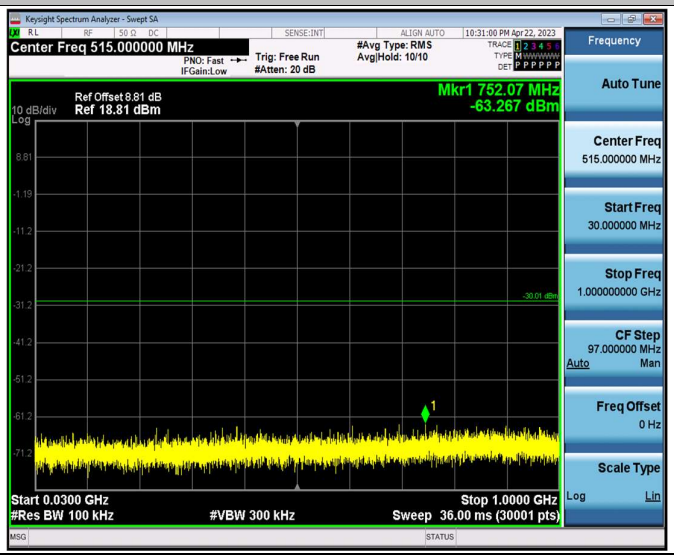

11N20SISO_Ant1_2412_1000~26500

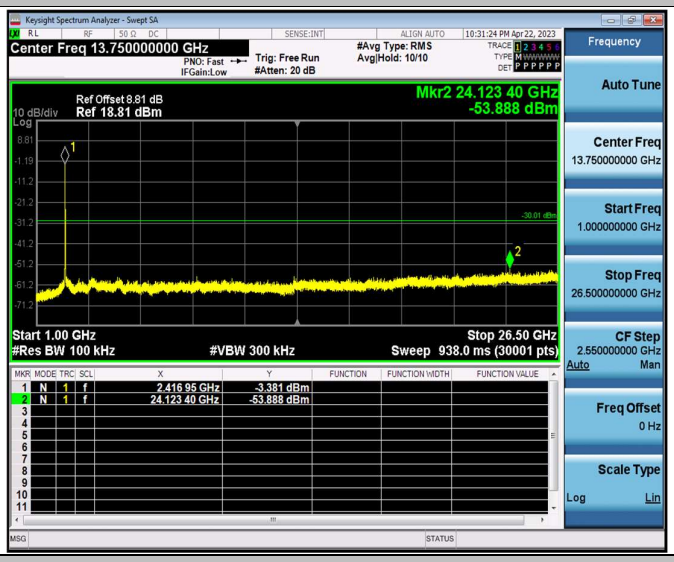

11N20SISO_Ant1_2437_0~Reference

11N20SISO_Ant1_2437_30~1000

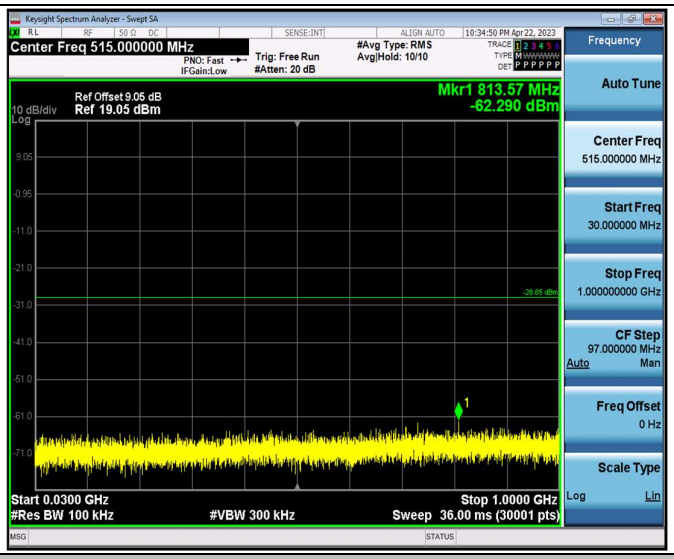

11N20SISO_Ant1_2437_1000~26500

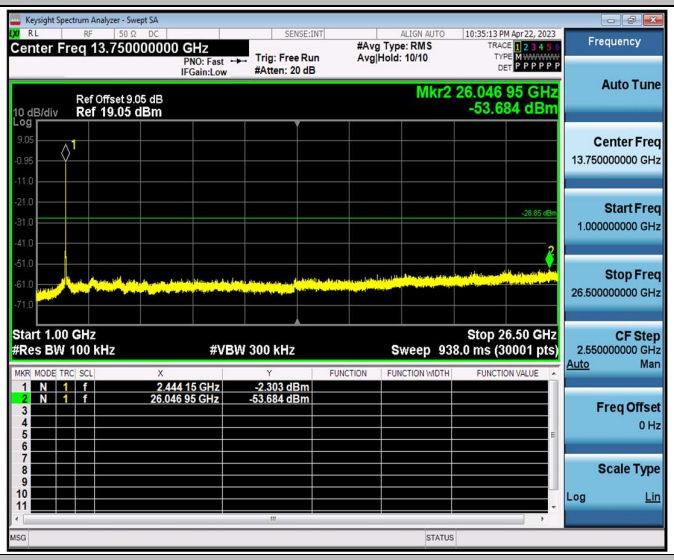

11N20SISO_Ant1_2462_0~Reference

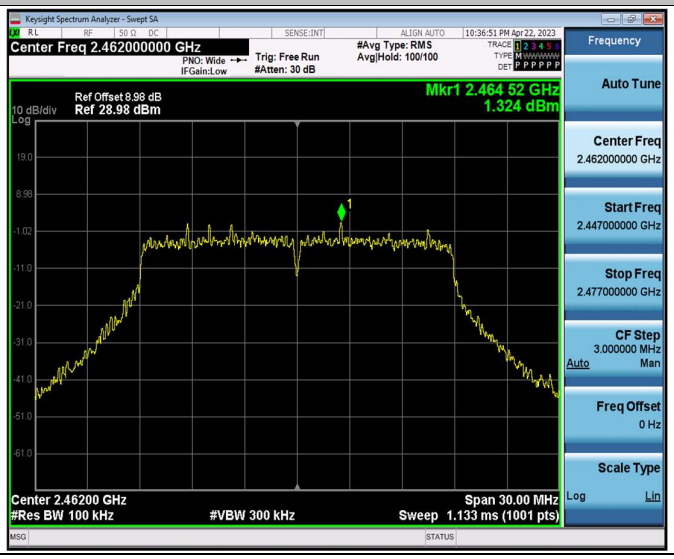

11N20SISO_Ant1_2462_30~1000

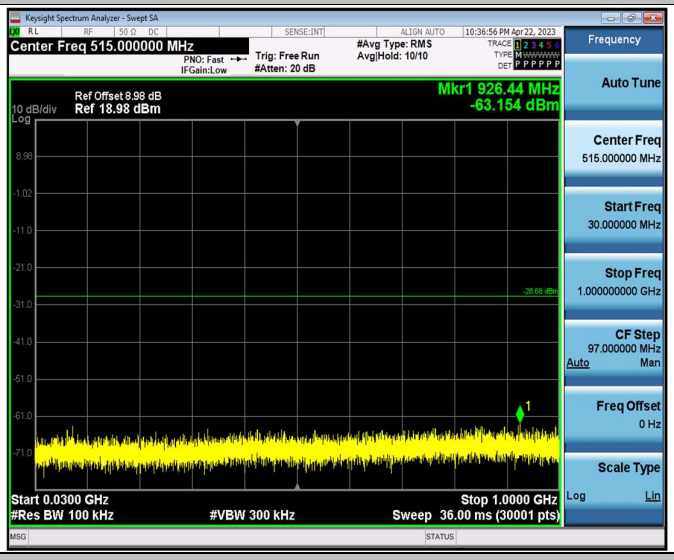

11N20SISO_Ant1_2462_1000~26500

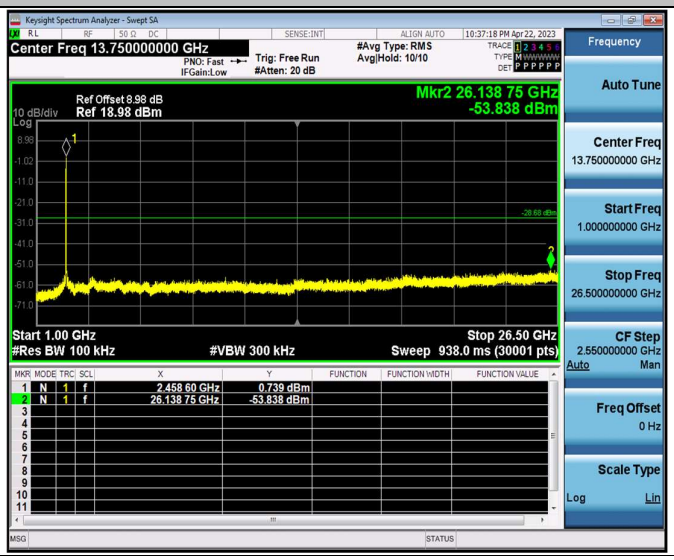

Appendix G: Duty Cycle

Test Result

TestMode	Antenna	Channel	Transmission Duration [ms]	Transmission Period [ms]	Duty Cycle [%]	Limit	Verdict
11B	Ant1	2412	12.42	12.55	98.96	---	PASS
		2437	12.40	12.55	98.80	---	PASS
		2462	12.42	12.56	98.89	---	PASS
11G	Ant1	2412	2.06	2.19	94.06	---	PASS
		2437	2.06	2.19	94.06	---	PASS
		2462	2.06	2.19	94.06	---	PASS
11N20SISO	Ant1	2412	1.92	2.05	93.66	---	PASS
		2437	1.92	2.05	93.66	---	PASS
		2462	1.92	2.05	93.66	---	PASS

Test Graphs

11B_Ant1_2412

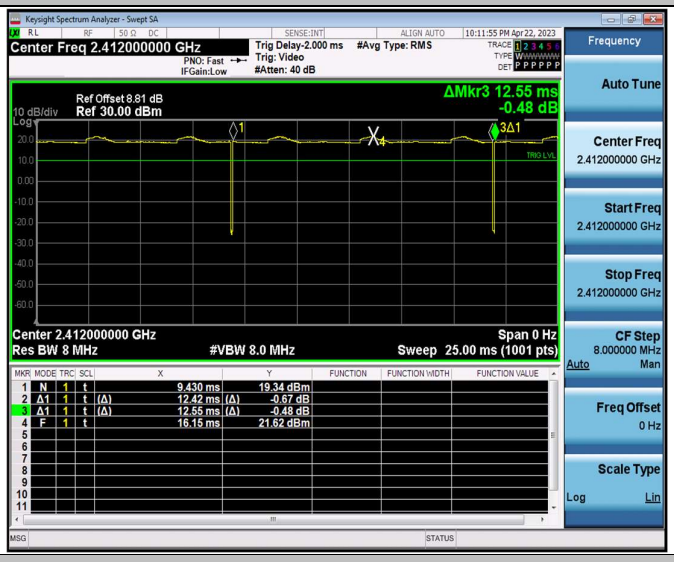

11B_Ant1_2437

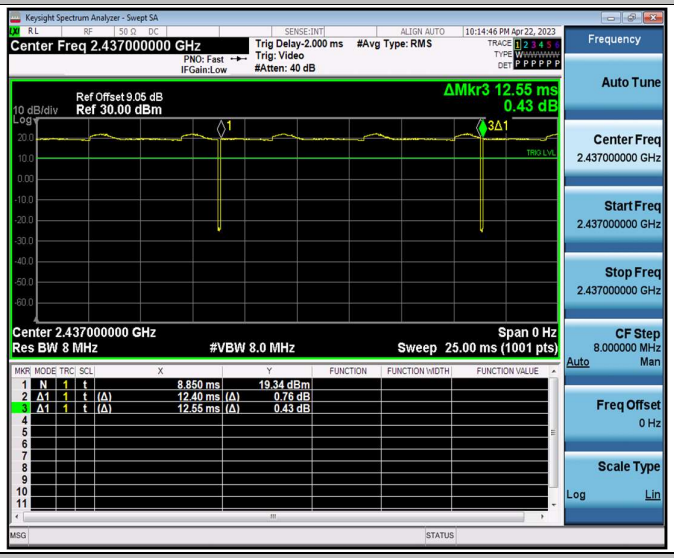

11B_Ant1_2462

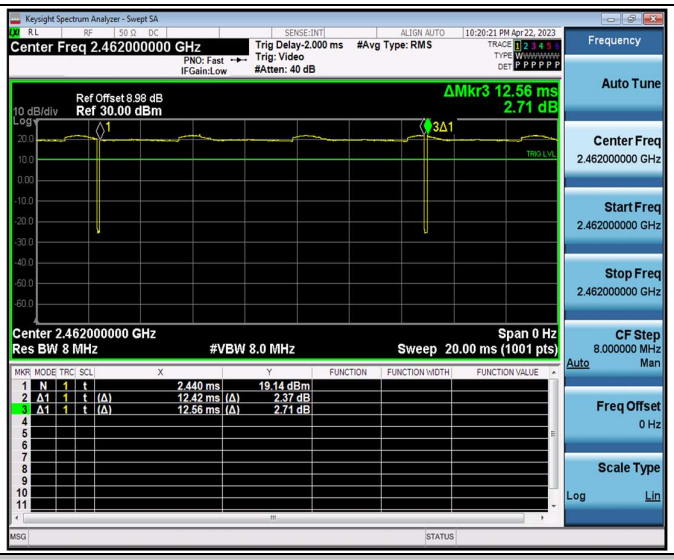

11G_Ant1_2412

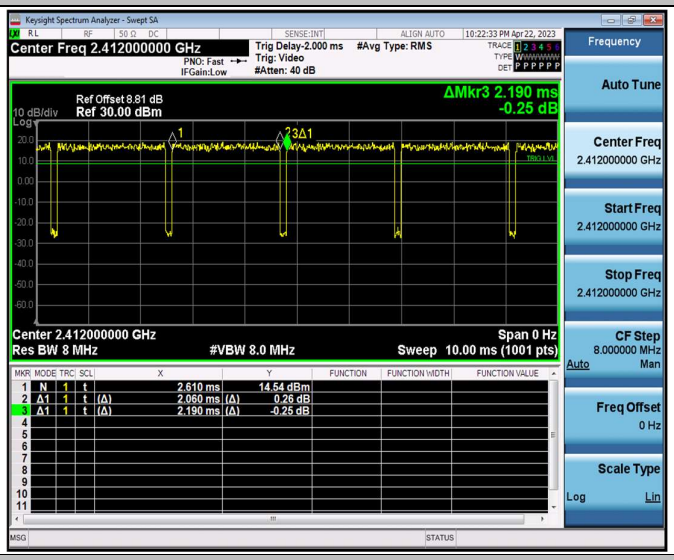

11G_Ant1_2437

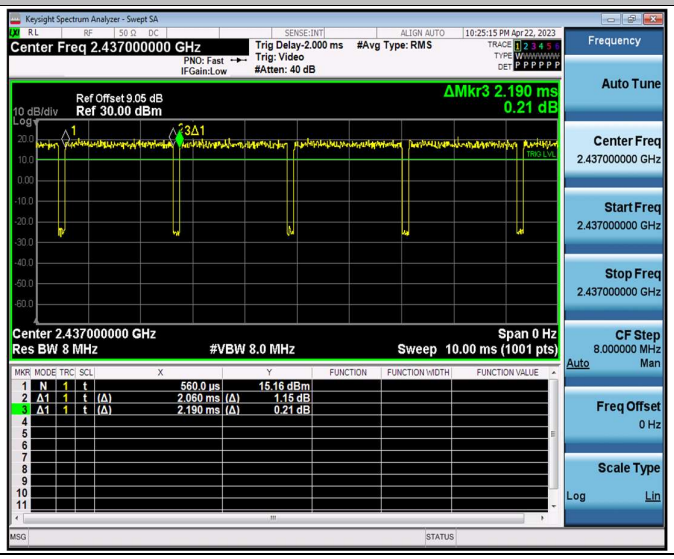

11G_Ant1_2462

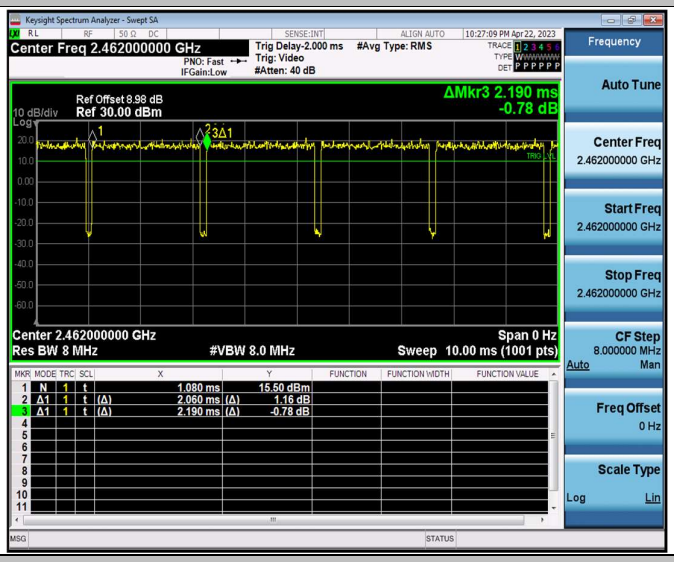

11N20SISO_Ant1_2412

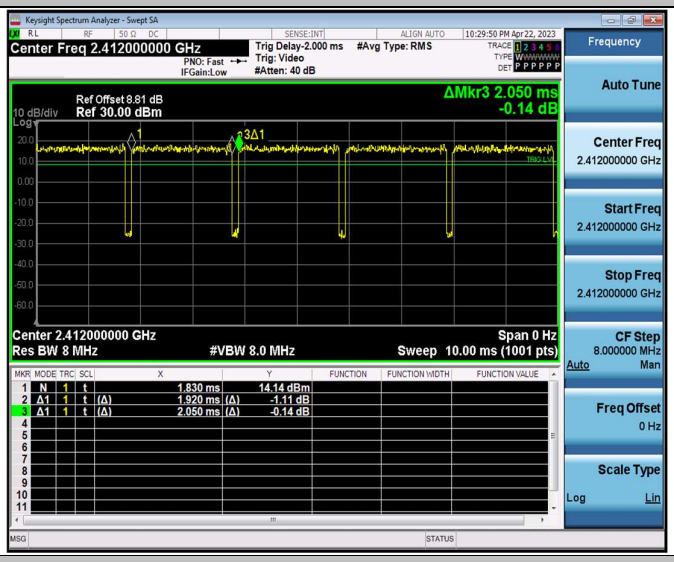

11N20SISO_Ant1_2437

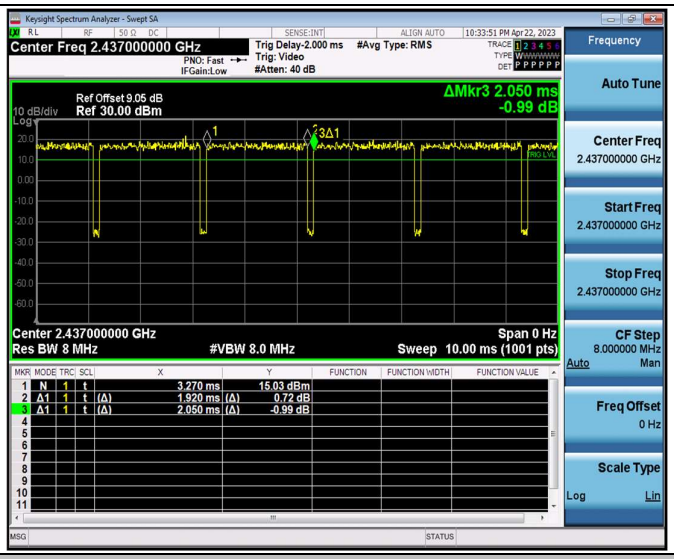

11N20SISO_Ant1_2462

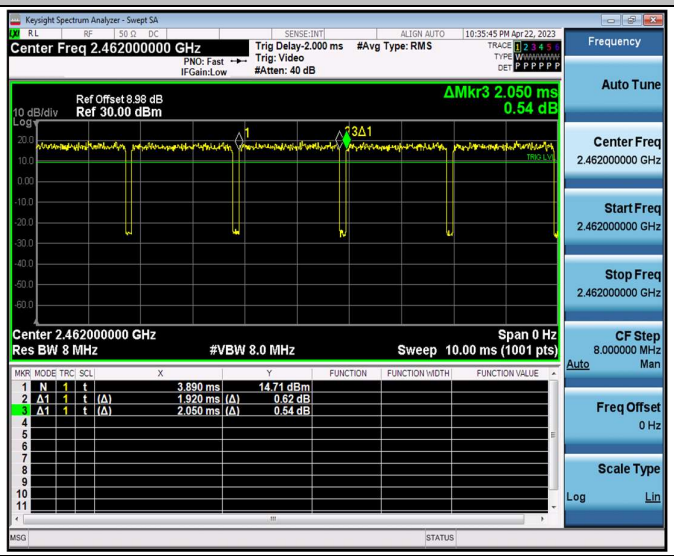

Appendix H: Emissions in Restricted Bands

Test Result

Mode:	11B 2412

PK Final Data List								
NO.	Freq. [MHz]	Factor [dB/m]	PK Value [dBμV/m]	PK Limit [dBμV/m]	PK Margin [dB]	Height [cm]	Angle [°]	Polarity
1	2349.46	7.63	48.15	74.00	25.85	150	140	Horizontal
2	2360.02	7.65	46.48	74.00	27.52	150	222	Horizontal
3	2368.47	7.67	47.74	74.00	26.26	150	188	Horizontal
4	2380.09	7.69	47.09	74.00	26.91	150	186	Horizontal
5	2386.56	7.71	50.02	74.00	23.98	150	198	Horizontal
6	2390	7.71	47.93	74.00	26.07	150	198	Horizontal

PK Final Data List								
NO.	Freq. [MHz]	Factor [dB/m]	PK Value [dBμV/m]	PK Limit [dBμV/m]	PK Margin [dB]	Height [cm]	Angle [°]	Polarity
1	2310	7.56	45.73	74.00	28.27	150	324	Vertical
2	2351.18	7.64	46.28	74.00	27.72	150	41	Vertical
3	2370.58	7.67	48.37	74.00	25.63	150	112	Vertical
4	2374.81	7.68	47.32	74.00	26.68	150	167	Vertical
5	2385.24	7.71	47.44	74.00	26.56	150	117	Vertical
6	2390	7.71	45.46	74.00	28.54	150	156	Vertical

Mode:	11B 2462

PK Final Data List								
NO.	Freq. [MHz]	Factor [dB/m]	PK Value [dBμV/m]	PK Limit [dBμV/m]	PK Margin [dB]	Height [cm]	Angle [°]	Polarity
1	2483.5	8.21	46.83	74.00	27.17	150	207	Horizontal
2	2486.36	8.23	49.30	74.00	24.70	150	199	Horizontal
3	2487.29	8.24	49.60	74.00	24.40	150	199	Horizontal
4	2490.43	8.25	48.20	74.00	25.80	150	186	Horizontal
5	2492.06	8.26	47.63	74.00	26.37	150	225	Horizontal
6	2495.39	8.29	46.99	74.00	27.01	150	27	Horizontal

PK Final Data List								
NO.	Freq. [MHz]	Factor [dB/m]	PK Value [dBμV/m]	PK Limit [dBμV/m]	PK Margin [dB]	Height [cm]	Angle [°]	Polarity
1	2483.5	8.21	46.65	74.00	27.35	150	127	Vertical
2	2487.80	8.24	48.24	74.00	25.76	150	270	Vertical
3	2488.48	8.24	47.99	74.00	26.01	150	171	Vertical
4	2491.74	8.26	47.61	74.00	26.39	150	127	Vertical
5	2495.26	8.29	47.36	74.00	26.64	150	127	Vertical
6	2498.36	8.30	47.52	74.00	26.48	150	241	Vertical

Mode:	11G 2412

PK Final Data List								
NO.	Freq. [MHz]	Factor [dB/m]	PK Value [dBμV/m]	PK Limit [dBμV/m]	PK Margin [dB]	Height [cm]	Angle [°]	Polarity
1	2369.79	7.67	47.04	74.00	26.96	150	220	Horizontal
2	2377.58	7.69	48.44	74.00	25.56	150	190	Horizontal
3	2384.44	7.70	50.52	74.00	23.48	150	178	Horizontal
4	2387.74	7.71	57.70	74.00	16.30	150	185	Horizontal
5	2388.80	7.71	57.44	74.00	16.56	150	182	Horizontal
6	2390	7.71	58.40	74.00	15.60	150	188.8	Horizontal

PK Final Data List								
NO.	Freq. [MHz]	Factor [dB/m]	PK Value [dBμV/m]	PK Limit [dBμV/m]	PK Margin [dB]	Height [cm]	Angle [°]	Polarity
1	2372.30	7.68	47.21	74.00	26.79	150	27	Vertical
2	2375.60	7.69	48.29	74.00	25.71	150	166	Vertical
3	2380.35	7.69	48.02	74.00	25.98	150	98	Vertical
4	2384.58	7.70	47.84	74.00	26.16	150	128	Vertical
5	2388.14	7.71	50.42	74.00	23.58	150	161	Vertical
6	2390	7.71	51.78	74.00	22.22	150	164	Vertical

Mode:	11G 2462

PK Final Data List								
NO.	Freq. [MHz]	Factor [dB/m]	PK Value [dBμV/m]	PK Limit [dBμV/m]	PK Margin [dB]	Height [cm]	Angle [°]	Polarity
1	2483.5	8.21	47.82	74.00	26.18	150	224	Horizontal
2	2485.40	8.23	47.26	74.00	26.74	150	216	Horizontal
3	2487.52	8.24	47.57	74.00	26.43	150	178	Horizontal
4	2489.12	8.25	47.44	74.00	26.56	150	249	Horizontal
5	2491.58	8.26	47.81	74.00	26.19	150	18	Horizontal
6	2494.24	8.27	46.54	74.00	27.46	150	224	Horizontal

PK Final Data List								
NO.	Freq. [MHz]	Factor [dB/m]	PK Value [dBμV/m]	PK Limit [dBμV/m]	PK Margin [dB]	Height [cm]	Angle [°]	Polarity
1	2483.5	8.21	46.36	74.00	27.64	150	36	Vertical
2	2486.30	8.23	46.63	74.00	27.37	150	126	Vertical
3	2488.83	8.25	47.38	74.00	26.62	150	351	Vertical
4	2492.54	8.26	45.97	74.00	28.03	150	36	Vertical
5	2494.24	8.27	46.92	74.00	27.08	150	94	Vertical
6	2495.87	8.29	47.63	74.00	26.37	150	284	Vertical

Mode:	N20 2412

PK Final Data List								
NO.	Freq. [MHz]	Factor [dB/m]	PK Value [dBμV/m]	PK Limit [dBμV/m]	PK Margin [dB]	Height [cm]	Angle [°]	Polarity
1	2379.3	7.69	50.35	74.00	23.65	150	190	Horizontal
2	2381.41	7.69	51.75	74.00	22.25	150	226	Horizontal
3	2383.12	7.69	51.61	74.00	22.39	150	224	Horizontal
4	2386.56	7.71	55.17	74.00	18.83	150	193	Horizontal
5	2388.54	7.71	55.98	74.00	18.02	150	195	Horizontal
6	2390	7.71	52.99	74.00	21.01	150	190	Horizontal

AV Final Data List								
NO.	Freq. [MHz]	Factor [dB/m]	AV Value [dBμV/m]	AV Limit [dBμV/m]	AV Margin [dB]	Height [cm]	Angle [°]	Polarity
1	2379.3	7.69	38.11	54.00	15.89	150	190	Horizontal
2	2381.41	7.69	38.10	54.00	15.90	150	226	Horizontal
3	2383.12	7.69	37.90	54.00	16.10	150	224	Horizontal
4	2386.56	7.71	40.44	54.00	13.56	150	193	Horizontal
5	2388.54	7.71	41.72	54.00	12.28	150	195	Horizontal
6	2390	7.71	40.17	54.00	13.83	150	190	Horizontal

Mode:	N20 2412

PK Final Data List								
NO.	Freq. [MHz]	Factor [dB/m]	PK Value [dBμV/m]	PK Limit [dBμV/m]	PK Margin [dB]	Height [cm]	Angle [°]	Polarity
1	2342.73	7.62	47.67	74.00	26.33	150	215	Vertical
2	2366.49	7.67	48.33	74.00	25.67	150	134	Vertical
3	2383.26	7.69	50.10	74.00	23.90	150	134	Vertical
4	2387.88	7.71	53.01	74.00	20.99	150	161	Vertical
5	2389.06	7.71	54.30	74.00	19.70	150	134	Vertical
6	2390	7.71	50.98	74.00	23.02	150	132	Vertical

AV Final Data List								
NO.	Freq. [MHz]	Factor [dB/m]	AV Value [dBμV/m]	AV Limit [dBμV/m]	AV Margin [dB]	Height [cm]	Angle [°]	Polarity
1	2342.73	7.62	45.17	54.00	8.83	150	215	Vertical
2	2366.49	7.67	45.26	54.00	8.74	150	134	Vertical
3	2383.26	7.69	43.37	54.00	10.63	150	134	Vertical
4	2387.88	7.71	40.30	54.00	13.70	150	161	Vertical
5	2389.06	7.71	40.60	54.00	13.40	150	134	Vertical
6	2390	7.71	47.17	54.00	6.83	150	132	Vertical

Mode:	N20 2462

PK Final Data List								
NO.	Freq. [MHz]	Factor [dB/m]	PK Value [dBμV/m]	PK Limit [dBμV/m]	PK Margin [dB]	Height [cm]	Angle [°]	Polarity
1	2483.5	8.21	58.74	74.00	15.26	150	187	Horizontal
2	2483.84	8.21	57.60	74.00	16.40	150	187	Horizontal
3	2484.41	8.22	56.96	74.00	17.04	150	187	Horizontal
4	2485.02	8.23	57.12	74.00	16.88	150	222	Horizontal
5	2485.50	8.23	56.24	74.00	17.76	150	222	Horizontal
6	2486.36	8.23	55.14	74.00	18.86	150	174	Horizontal

AV Final Data List								
NO.	Freq. [MHz]	Factor [dB/m]	AV Value [dBμV/m]	AV Limit [dBμV/m]	AV Margin [dB]	Height [cm]	Angle [°]	Polarity
1	2483.5	8.21	45.27	54.00	8.73	150	187	Horizontal
2	2483.84	8.21	43.56	54.00	10.44	150	187	Horizontal
3	2484.41	8.22	41.22	54.00	12.78	150	187	Horizontal
4	2485.02	8.23	43.71	54.00	10.29	150	222	Horizontal
5	2485.50	8.23	41.60	54.00	12.40	150	222	Horizontal
6	2486.36	8.23	39.81	54.00	14.19	150	174	Horizontal

Mode:	N20 2462

PK Final Data List								
NO.	Freq. [MHz]	Factor [dB/m]	PK Value [dBμV/m]	PK Limit [dBμV/m]	PK Margin [dB]	Height [cm]	Angle [°]	Polarity
1	2483.5	8.21	55.49	74.00	18.51	150	179	Vertical
2	2484.06	8.21	53.52	74.00	20.48	150	179	Vertical
3	2484.60	8.22	53.75	74.00	20.25	150	106	Vertical
4	2485.31	8.23	53.74	74.00	20.26	150	179	Vertical
5	2485.66	8.23	52.35	74.00	21.65	150	110	Vertical
6	2486.49	8.24	52.04	74.00	21.96	150	106	Vertical

AV Final Data List								
NO.	Freq. [MHz]	Factor [dB/m]	AV Value [dBμV/m]	AV Limit [dBμV/m]	AV Margin [dB]	Height [cm]	Angle [°]	Polarity
1	2483.5	8.21	42.32	54.00	11.68	150	179	Vertical
2	2484.06	8.21	40.29	54.00	13.71	150	179	Vertical
3	2484.60	8.22	40.28	54.00	13.72	150	106	Vertical
4	2485.31	8.23	38.91	54.00	15.09	150	179	Vertical
5	2485.66	8.23	39.14	54.00	14.86	150	110	Vertical
6	2486.49	8.24	38.41	54.00	15.59	150	106	Vertical

Note：

1. The Antenna Gain is compensated in the graph.
2. The limit in dBm for average detector is conversion from 54dBuV/m, according to 15.209(a). The limit in dBm for peak detector is 20dB above the limit of average detector in dBm.

Appendix I: Spurious emissions

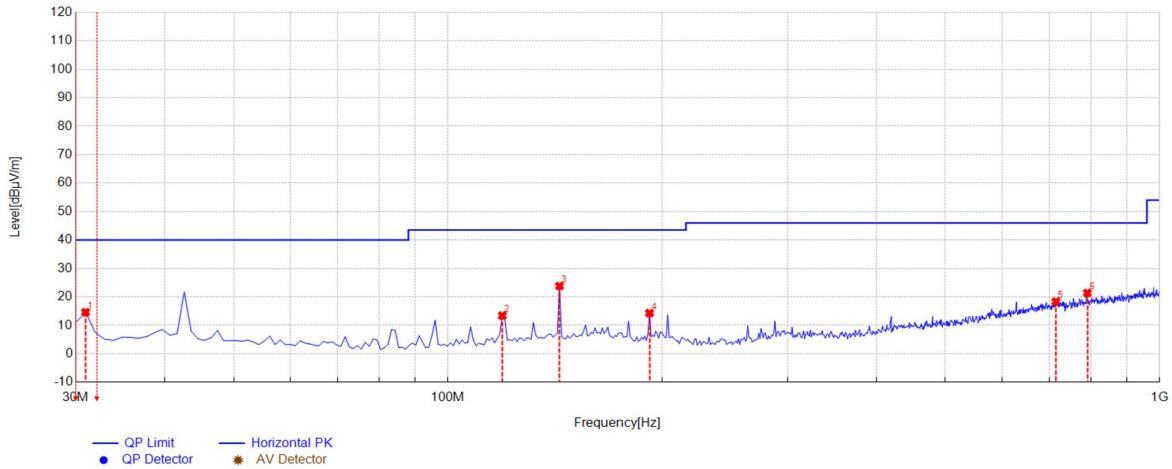

NO.	Freq. [MHz]	Level [dBµV/m]	Factor [dB/m]	Limit [dBµV/m]	Margin [dB]	Height [cm]	Angle [°]	Polarity
1	30.97	14.63	-10.12	40.00	25.37	150	180	Horizontal
2	119.24	13.42	-12.03	43.50	30.08	150	10	Horizontal
3	143.49	23.83	-11.05	43.50	19.67	150	280	Horizontal
4	191.99	14.32	-13.15	43.50	29.18	150	200	Horizontal
5	714.82	18.36	-1.30	46.00	27.64	150	60	Horizontal
6	791.45	21.40	0.28	46.00	24.60	150	280	Horizontal

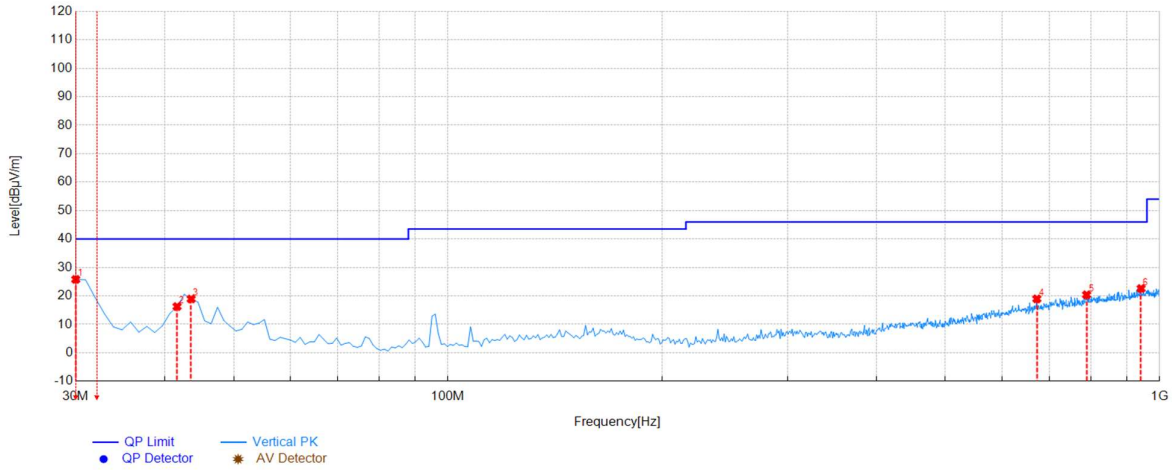

NO.	Freq. [MHz]	Level [dBµV/m]	Factor [dB/m]	Limit [dBµV/m]	Margin [dB]	Height [cm]	Angle [°]	Polarity
1	30	25.81	-9.01	40.00	14.19	150	160	Vertical
2	41.64	16.27	-9.99	40.00	23.73	150	320	Vertical
3	43.58	18.93	-10.69	40.00	21.07	150	350	Vertical
4	672.14	18.97	-2.03	46.00	27.03	150	140	Vertical
5	789.51	20.39	0.23	46.00	25.61	150	320	Vertical
6	941.8	22.60	1.91	46.00	23.40	150	120	Vertical

Mode:	11B 2412

NO.	Freq. [MHz]	Level [dBμV/m]	Factor [dB/m]	Limit [dBμV/m]	Margin [dB]	Height [cm]	Angle [°]	Polarity
1	3906	41.68	-15.00	74.00	32.32	150	93	Horizontal
2	4824	52.69	-12.96	74.00	21.31	150	145	Horizontal
3	7143	44.04	-9.63	74.00	29.96	150	311	Horizontal
4	8415	45.37	-8.10	74.00	28.63	150	286	Horizontal
5	10194	46.66	-5.79	74.00	27.34	150	197	Horizontal
6	12177	47.39	-2.09	74.00	26.61	150	328	Horizontal

NO.	Freq. [MHz]	Level [dBμV/m]	Factor [dB/m]	Limit [dBμV/m]	Margin [dB]	Height [cm]	Angle [°]	Polarity
1	3900	41.79	-14.98	74.00	32.21	150	114	Vertical
2	4824	50.54	-12.96	74.00	23.46	150	286	Vertical
3	5760	44.53	-11.28	74.00	29.47	150	114	Vertical
4	7347	44.38	-9.86	74.00	29.62	150	35	Vertical
5	9927	45.93	-5.25	74.00	28.07	150	39	Vertical
6	10992	47.29	-3.53	74.00	26.71	150	14	Vertical

Mode:	11B 2437

NO.	Freq. [MHz]	Level [dBμV/m]	Factor [dB/m]	Limit [dBμV/m]	Margin [dB]	Height [cm]	Angle [°]	Polarity
1	4875	51.69	-13.67	74.00	22.31	150	147	Horizontal
2	6432	44.53	-10.26	74.00	29.47	150	32	Horizontal
3	8805	45.81	-7.28	74.00	28.19	150	228	Horizontal
4	11061	46.61	-3.50	74.00	27.39	150	16	Horizontal
5	13872	50.30	0.71	74.00	23.70	150	173	Horizontal
6	17772	52.95	5.63	74.00	21.05	150	24	Horizontal

NO.	Freq. [MHz]	Level [dBμV/m]	Factor [dB/m]	Limit [dBμV/m]	Margin [dB]	Height [cm]	Angle [°]	Polarity
1	4875	48.44	-13.67	74.00	25.56	150	239	Vertical
2	6006	44.16	-9.43	74.00	29.84	150	303	Vertical
3	8193	45.83	-8.29	74.00	28.17	150	239	Vertical
4	10146	46.11	-5.64	74.00	27.89	150	200	Vertical
5	11184	46.77	-3.23	74.00	27.23	150	96	Vertical
6	15387	50.15	3.78	74.00	23.85	150	200	Vertical

Mode:	11B 2462

NO.	Freq. [MHz]	Level [dBμV/m]	Factor [dB/m]	Limit [dBμV/m]	Margin [dB]	Height [cm]	Angle [°]	Polarity
1	4923	49.14	-13.76	74.00	24.86	150	137	Horizontal
2	7188	43.74	-9.50	74.00	30.26	150	72	Horizontal
3	9951	45.63	-5.09	74.00	28.37	150	202	Horizontal
4	11235	47.27	-3.36	74.00	26.73	150	72	Horizontal
5	13893	49.08	0.76	74.00	24.92	150	114	Horizontal
6	17808	52.87	5.57	74.00	21.13	150	34	Horizontal

NO.	Freq. [MHz]	Level [dBμV/m]	Factor [dB/m]	Limit [dBμV/m]	Margin [dB]	Height [cm]	Angle [°]	Polarity
1	4923	48.33	-13.76	74.00	25.67	150	308	Vertical
2	6009	44.89	-9.44	74.00	29.11	150	235	Vertical
3	7179	44.74	-9.53	74.00	29.26	150	46	Vertical
4	9435	45.31	-6.44	74.00	28.69	150	2	Vertical
5	13923	48.56	0.61	74.00	25.44	150	72	Vertical
6	17523	53.26	5.87	74.00	20.74	150	80	Vertical

Mode:	11G 2412

NO.	Freq. [MHz]	Level [dBμV/m]	Factor [dB/m]	Limit [dBμV/m]	Margin [dB]	Height [cm]	Angle [°]	Polarity
1	4242	42.08	-14.59	74.00	31.92	150	97	Horizontal
2	4824	46.26	-12.96	74.00	27.74	150	186	Horizontal
3	6042	44.34	-9.63	74.00	29.66	150	66	Horizontal
4	7869	45.41	-8.70	74.00	28.59	150	244	Horizontal
5	10524	45.53	-4.87	74.00	28.47	150	257	Horizontal
6	12576	47.55	-1.23	74.00	26.45	150	10	Horizontal

NO.	Freq. [MHz]	Level [dBμV/m]	Factor [dB/m]	Limit [dBμV/m]	Margin [dB]	Height [cm]	Angle [°]	Polarity
1	4278	41.96	-14.70	74.00	32.04	150	176	Vertical
2	6015	44.22	-9.48	74.00	29.78	150	304	Vertical
3	7866	44.25	-8.71	74.00	29.75	150	56	Vertical
4	11547	46.97	-2.83	74.00	27.03	150	202	Vertical
5	13809	48.55	0.51	74.00	25.45	150	136	Vertical
6	17550	53.12	5.44	74.00	20.88	150	56	Vertical

Mode:	11G 2437

NO.	Freq. [MHz]	Level [dBμV/m]	Factor [dB/m]	Limit [dBμV/m]	Margin [dB]	Height [cm]	Angle [°]	Polarity
1	3855	41.52	-15.31	74.00	32.48	150	279	Horizontal
2	4875	46.26	-13.67	74.00	27.74	150	26	Horizontal
3	7857	44.40	-8.77	74.00	29.60	150	4	Horizontal
4	10764	46.48	-4.25	74.00	27.52	150	249	Horizontal
5	11682	47.27	-2.32	74.00	26.73	150	300	Horizontal
6	15360	50.36	3.29	74.00	23.64	150	262	Horizontal

NO.	Freq. [MHz]	Level [dBμV/m]	Factor [dB/m]	Limit [dBμV/m]	Margin [dB]	Height [cm]	Angle [°]	Polarity
1	4140	41.63	-15.24	74.00	32.37	150	3	Vertical
2	6081	44.44	-9.83	74.00	29.56	150	342	Vertical
3	7902	43.80	-8.54	74.00	30.20	150	131	Vertical
4	9405	45.44	-6.35	74.00	28.56	150	42	Vertical
5	13209	47.77	0.58	74.00	26.23	150	210	Vertical
6	15114	50.38	3.90	74.00	23.62	150	152	Vertical

Mode:	11G 2462

NO.	Freq. [MHz]	Level [dBμV/m]	Factor [dB/m]	Limit [dBμV/m]	Margin [dB]	Height [cm]	Angle [°]	Polarity
1	4254	41.87	-14.63	74.00	32.13	150	350	Horizontal
2	4734	42.50	-13.48	74.00	31.50	150	342	Horizontal
3	6072	43.89	-9.78	74.00	30.11	150	69	Horizontal
4	9531	45.46	-6.56	74.00	28.54	150	88	Horizontal
5	12099	47.17	-1.14	74.00	26.83	150	233	Horizontal
6	15447	50.97	3.60	74.00	23.03	150	342	Horizontal

NO.	Freq. [MHz]	Level [dBμV/m]	Factor [dB/m]	Limit [dBμV/m]	Margin [dB]	Height [cm]	Angle [°]	Polarity
1	4221	42.00	-14.53	74.00	32.00	150	216	Vertical
2	5760	44.69	-11.28	74.00	29.31	150	208	Vertical
3	7920	44.18	-8.73	74.00	29.82	150	131	Vertical
4	9930	45.16	-5.23	74.00	28.84	150	195	Vertical
5	11052	46.89	-3.49	74.00	27.11	150	174	Vertical
6	14832	48.48	1.49	74.00	25.52	150	250	Vertical

Mode:	N20 2412

NO.	Freq. [MHz]	Level [dBμV/m]	Factor [dB/m]	Limit [dBμV/m]	Margin [dB]	Height [cm]	Angle [°]	Polarity
1	4314	42.14	-14.73	74.00	31.86	150	66	Horizontal
2	6042	43.70	-9.63	74.00	30.30	150	149	Horizontal
3	6861	43.81	-9.95	74.00	30.19	150	166	Horizontal
4	9654	45.19	-6.28	74.00	28.81	150	274	Horizontal
5	11061	46.59	-3.50	74.00	27.41	150	274	Horizontal
6	13206	47.47	0.59	74.00	26.53	150	218	Horizontal

NO.	Freq. [MHz]	Level [dBμV/m]	Factor [dB/m]	Limit [dBμV/m]	Margin [dB]	Height [cm]	Angle [°]	Polarity
1	4824	48.75	-12.96	74.00	25.25	150	257	Vertical
2	5910	43.25	-10.98	74.00	30.75	150	28	Vertical
3	8445	44.12	-8.18	74.00	29.88	150	214	Vertical
4	9939	45.56	-5.16	74.00	28.44	150	94	Vertical
5	13890	48.66	0.76	74.00	25.34	150	271	Vertical
6	17316	53.28	5.35	74.00	20.72	150	45	Vertical

Mode:	N20 2437

NO.	Freq. [MHz]	Level [dBμV/m]	Factor [dB/m]	Limit [dBμV/m]	Margin [dB]	Height [cm]	Angle [°]	Polarity
1	3837	41.47	-15.45	74.00	32.53	150	48	Horizontal
2	4875	53.18	-13.67	74.00	19.32	150	108	Horizontal
3	6834	43.56	-9.95	74.00	30.44	150	264	Horizontal
4	7440	43.79	-9.63	74.00	30.21	150	311	Horizontal
5	9942	45.63	-5.15	74.00	28.37	150	315	Horizontal
6	12729	47.07	-1.21	74.00	26.93	150	294	Horizontal

NO.	Freq. [MHz]	Level [dBμV/m]	Factor [dB/m]	Limit [dBμV/m]	Margin [dB]	Height [cm]	Angle [°]	Polarity
1	4875	47.98	-13.67	74.00	26.02	150	180	Vertical
2	6444	43.81	-10.24	74.00	30.19	150	350	Vertical
3	9348	44.95	-6.46	74.00	29.05	150	180	Vertical
4	10590	45.62	-4.34	74.00	28.38	150	185	Vertical
5	12411	47.42	-1.74	74.00	26.58	150	270	Vertical
6	15072	50.47	3.48	74.00	23.53	150	44	Vertical

Mode:	N20 2462

NO.	Freq. [MHz]	Level [dBμV/m]	Factor [dB/m]	Limit [dBμV/m]	Margin [dB]	Height [cm]	Angle [°]	Polarity
1	4233	41.76	-14.57	74.00	32.24	150	210	Horizontal
2	5739	42.64	-11.26	74.00	31.36	150	220	Horizontal
3	7128	43.83	-9.67	74.00	30.17	150	70	Horizontal
4	10725	45.63	-4.22	74.00	28.37	150	110	Horizontal
5	15474	49.68	3.35	74.00	24.32	150	80	Horizontal
6	17502	52.42	6.21	74.00	21.58	150	80	Horizontal

NO.	Freq. [MHz]	Level [dBμV/m]	Factor [dB/m]	Limit [dBμV/m]	Margin [dB]	Height [cm]	Angle [°]	Polarity
1	4974	42.27	-13.18	74.00	31.73	150	110	Vertical
2	5979	43.30	-9.77	74.00	30.70	150	220	Vertical
3	7893	45.00	-8.56	74.00	29.00	150	210	Vertical
4	10926	46.18	-3.96	74.00	27.82	150	20	Vertical
5	14928	49.04	1.93	74.00	24.96	150	270	Vertical
6	17712	52.21	5.45	74.00	21.79	150	60	Vertical

Appendix J: Conducted emission AC power port

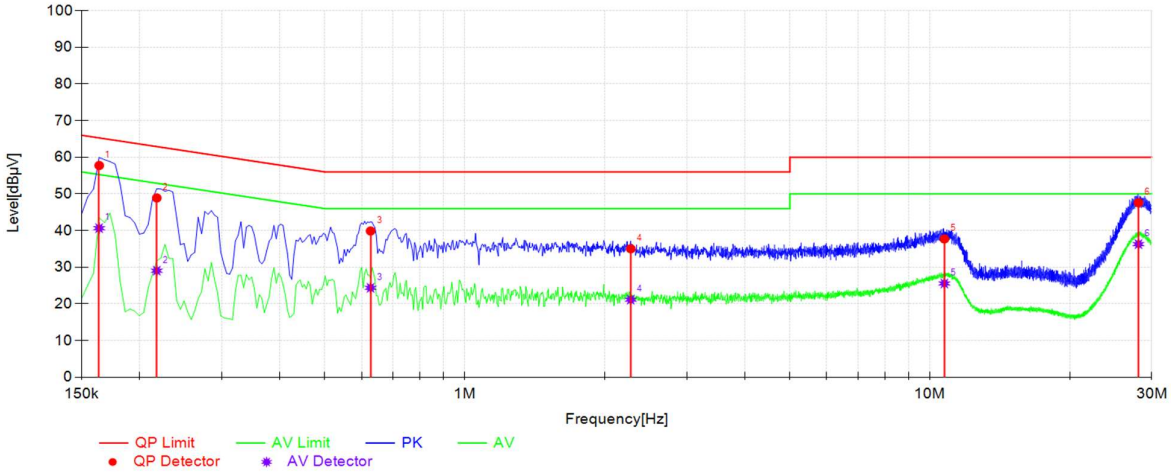

Final Data List										
NO.	Freq. [MHz]	Factor [dB]	QP Value [dBµV]	QP Limit [dBµV]	QP Margin [dB]	AV Value [dBµV]	AV Limit [dBµV]	AV Margin [dB]	Type	Verdict
1	0.1635	10.26	57.76	65.28	7.52	40.66	55.28	14.62	L1	PASS
2	0.2175	10.26	48.91	62.91	14.00	29.06	52.91	23.85	L1	PASS
3	0.627	10.27	39.90	56.00	16.10	24.39	46.00	21.61	L1	PASS
4	2.274	10.29	35.04	56.00	20.96	21.16	46.00	24.84	L1	PASS
5	10.7475	10.45	37.73	60.00	22.27	25.57	50.00	24.43	L1	PASS
6	28.0995	10.67	47.61	60.00	12.39	36.31	50.00	13.69	L1	PASS

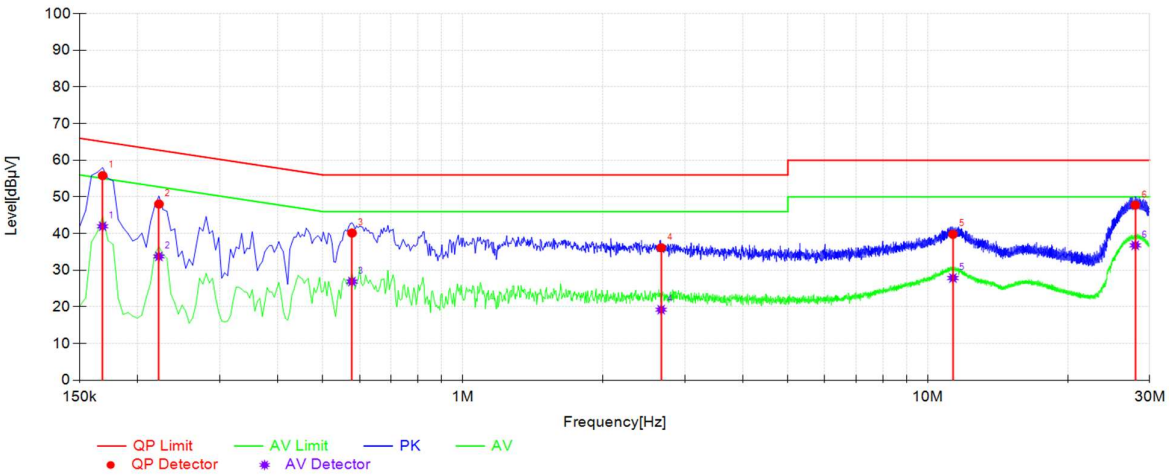

Final Data List										
NO.	Freq. [MHz]	Factor [dB]	QP Value [dBµV]	QP Limit [dBµV]	QP Margin [dB]	AV Value [dBµV]	AV Limit [dBµV]	AV Margin [dB]	Type	Verdict
1	0.168	10.26	55.82	65.06	9.24	42.00	55.06	13.06	N	PASS
2	0.222	10.26	48.06	62.74	14.68	33.77	52.74	18.97	N	PASS
3	0.5775	10.27	40.16	56.00	15.84	26.92	46.00	19.08	N	PASS
4	2.67	10.33	36.14	56.00	19.86	19.24	46.00	26.76	N	PASS
5	11.3235	10.47	39.80	60.00	20.20	27.87	50.00	22.13	N	PASS
6	27.933	10.77	47.77	60.00	12.23	36.80	50.00	13.20	N	PASS