Certificate #6613.01

FCC TEST REPORT

(PART 27)

Applicant:	Unplugged Technologies Ltd.
Address:	3 Hakidma St., Yokneam 2066731, Israel

Manufacturer or Supplier:	Unplugged Technologies Ltd.
Address:	3 Hakidma St., Yokneam 2066731, Israel
Product:	UP Phone 1
Brand Name:	UP Phone
Model Name:	UP01
FCC ID	2BBBCUP01
Date of tests	Jul. 03, 2023 ~ Sep. 28, 2023

The tests have been carried out according to the requirements of the following standard:

☒ **FCC Part 27** ☒ **ANSI/TIA/EIA-603-D**
☒ **FCC Part 2** ☒ **ANSI/TIA/EIA-603-E** ☒ **ANSI C63.26-2015**

CONCLUSION: The submitted sample was found to COMPLY with the test requirement

Prepared by Chao Wu Engineer / Mobile Department	Approved by Peibo Sun Manager / Mobile Department
Chao Wu Date: Sep. 28, 2023	Sun Peibo Date: Sep. 28, 2023

This report is governed by, and incorporates by reference, the Conditions of Testing as posted at the date of issuance of this report at http://www.bureauveritas.com/home/about-us/our-business/cps/about-us/terms-conditions/ and is intended for your exclusive use. Any copying or replication of this report to or for any other person or entity, or use of our name or trademark, is permitted only with our prior written permission. This report sets forth our findings solely with respect to the test samples identified herein. The results set forth in this report are not indicative or representative of the quality or characteristics of the lot from which a test sample was taken or any similar or identical product unless specifically and expressly noted. Our report includes all of the tests requested by you and the results thereof based upon the information that you provided to us. Measurement uncertainty is only provided upon request for accredited tests. Statements of conformity are based on simple acceptance criteria without taking measurement uncertainty into account, unless otherwise requested in writing. You have 60 days from date of issuance of this report to notify us of any material error or omission caused by our negligence or if you require measurement uncertainty; provided, however, that such notice shall be in writing and shall specifically address the issue you wish to raise. A failure to raise such issue within the prescribed time shall constitute your unqualified acceptance of the completeness of this report, the tests conducted and the correctness of the report contents.

TABLE OF CONTENTS

RELEASE CONTROL RECORD **4**

1 SUMMARY OF TEST RESULTS **5**

1.1 MEASREMENT UNCERTAINTY 6
1.2 TEST SITE AND INSTRUMENTS 7

2 GENERAL INFORMATION **9**

2.1 GENERAL DESCRIPTION OF EUT 9
2.2 CONFIGURATION OF SYSTEM UNDER TEST 14
2.3 DESCRIPTION OF SUPPORT UNITS 15
2.4 TEST ITEM AND TEST CONFIGURATION 15
2.5 GENERAL DESCRIPTION OF APPLIED STANDARDS 22

3 TEST TYPES AND RESULTS **23**

3.1 OUTPUT POWER MEASUREMENT 23
3.1.1 LIMITS OF OUTPUT POWER MEASUREMENT 23
3.1.2 TEST PROCEDURES 23
3.1.3 TEST SETUP 24
3.1.4 TEST RESULTS 25
3.2 FREQUENCY STABILITY MEASUREMENT 81
3.2.1 LIMITS OF FREQUENCY STABILIITY MEASUREMENT 81
3.2.2 TEST PROCEDURE 81
3.2.3 TEST SETUP 81
3.2.4 TEST RESULTS 82
3.3 OCCUPIED BANDWIDTH MEASUREMENT 83
3.3.1 LIMITS OF OCCUPIED BANDWIDTH MEASUREMENT 83
3.3.2 TEST SETUP 83
3.3.3 TEST PROCEDURES 83
3.3.4 TEST RESULTS 84
3.4 BAND EDGE MEASUREMENT 85
3.4.1 LIMITS OF BAND EDGE MEASUREMENT 85
3.4.2 TEST SETUP 85
3.4.3 TEST PROCEDURES 86
3.4.4 TEST RESULTS 87
3.5 CONDUCTED SPURIOUS EMISSIONS 88
3.5.1 LIMITS OF CONDUCTED SPURIOUS EMISSIONS MEASUREMENT 88
3.5.2 TEST PROCEDURE 88
3.5.3 TEST SETUP 88
3.5.4 TEST RESULTS 89
3.6 RADIATED EMISSION MEASUREMENT 90
3.6.1 LIMITS OF RADIATED EMISSION MEASUREMENT 90
3.6.2 TEST PROCEDURES 90
3.6.3 DEVIATION FROM TEST STANDARD 90
3.6.4 TEST SETUP 91
3.6.5 TEST RESULTS 93
3.7 PEAK TO AVERAGE RATIO 135
3.7.1 LIMITS OF PEAK TO AVERAGE RATIO MEASUREMENT 135
3.7.2 TEST SETUP 135
3.7.3 TEST PROCEDURES 135
3.7.4 TEST RESULTS 136

4 INFORMATION ON THE TESTING LABORATORIES **137**

5 MODIFICATIONS RECORDERS FOR ENGINEERING CHANGES TO THE EUT BY THE LAB **138**

6 APPENDIX 139

LTE BAND41 (INDCLUDING LTE BAND38) 139
PEAK-TO-AVERAGE RATIO(CCDF) 139
TEST RESULT 139
TEST GRAPHS 140
26DB BANDWIDTH AND OCCUPIED BANDWIDTH 149
TEST RESULT 149
TEST GRAPHS 150
BAND EDGE 168
TEST RESULT 168
TEST GRAPHS 169
CONDUCTED SPURIOUS EMISSION 193
TEST RESULT 193
TEST GRAPHS 194
FREQUENCY STABILITY 230
TEST RESULT 230
LTE BAND42 235
PEAK-TO-AVERAGE RATIO(CCDF) 235
TEST RESULT 235
TEST GRAPHS 236
26DB BANDWIDTH AND OCCUPIED BANDWIDTH 245
TEST RESULT 245
TEST GRAPHS 246
BAND EDGE 264
TEST RESULT 264
TEST GRAPHS 265
CONDUCTED SPURIOUS EMISSION 289
TEST RESULT 289
TEST GRAPHS 290
FREQUENCY STABILITY 308
TEST RESULT 308
LTE BAND66 (INDCLUDING LTE BAND38) 311
PEAK-TO-AVERAGE RATIO(CCDF) 311
TEST RESULT 311
TEST GRAPHS 312
26DB BANDWIDTH AND OCCUPIED BANDWIDTH 321
TEST RESULT 321
TEST GRAPHS 323
BAND EDGE 350
TEST RESULT 350
TEST GRAPHS 351
CONDUCTED SPURIOUS EMISSION 388
TEST RESULT 388
TEST GRAPHS 390
FREQUENCY STABILITY 445
TEST RESULT 445

RELEASE CONTROL RECORD

ISSUE NO.	REASON FOR CHANGE	DATE ISSUED
PSU-QSU2306120115RF06	Original release	Sep. 28, 2023

1 SUMMARY OF TEST RESULTS

The EUT has been tested according to the following specifications:

APPLIED STANDARD: FCC PART 27 & PART 2			
STANDARD SECTION	**TEST TYPE AND LIMIT**	**RESULT**	**TEST LAB***
§2.1046	Conducted Output Power	Compliance	A
§27.50(d)(4) §27.50(k)(3) §27.50(h)(2)	Equivalent Isotropically Radiated Power (Band 4) (Band 38) (Band 41) (Band 42) (Band 66)	Compliance	A
§2.1055 §27.54	Frequency Stability	Compliance	A
§2.1049	Occupied Bandwidth	Compliance	A
§2.1051 §27.53(h) §27.53(n)(2) §27.53(m)(4)(6)	Conducted Band Edge Measurements (Band 4) (Band 38) (Band 41) (Band 42) (Band 66)	Compliance	A
§2.1051 §27.53(h) §27.53(n)(2) §27.53(m)(4)(6)	Conducted Spurious Emissions (Band 4) (Band 38) (Band 41) (Band 42) (Band 66)	Compliance	A
§2.1053 §27.53(h) §27.53(n)(2) §27.53(m)(4)(6)	Radiated Spurious Emissions (Band 4) (Band 38) (Band 41) (Band 42) (Band 66)	Compliance	A
§27.50(d)(5) §27.50(k)(4)	Peak to average ratio	Compliance	A

* Refer to KDB 971168 D01 Power Meas License Digital Systems v03r01.

***Test Lab Information Reference**

Lab A:

Huarui 7Layers High Technology (Suzhou) Co., Ltd.

Lab Address:

Tower N, Innovation Center, 88 Zhuyi Road, High-tech District, Suzhou City, Anhui Province

Accredited Test Lab Cert 6613.01

The FCC Site Registration No. is 434559; The Designation No. is CN1325.

1.1 MEASREMENT UNCERTAINTY

Where relevant, the following measurement uncertainty levels have been estimated for tests performed on the EUT as specified in CISPR 16-4-2:

MEASUREMENT	UNCERTAINTY
Frequency Stability	±76.97Hz
Radiated emissions (9KHz~30MHz)	±2.68dB
Radiated emissions & Radiated Power (30MHz~1GHz)	±4.98dB
Radiated emissions & Radiated Power (1GHz ~6GHz)	±4.70dB
Radiated emissions (6GHz ~18GHz)	±4.60dB
Radiated emissions (18GHz ~40GHz)	±4.12dB
Conducted emissions	±4.01dB
Occupied Channel Bandwidth	±43.58KHz
Conducted Output power	±2.06dB
Band Edge Measurements	±4.70dB

This uncertainty represents an expanded uncertainty expressed at approximately the 95% confidence level using a coverage factor of k=2.

1.2 TEST SITE AND INSTRUMENTS

Equipment	Manufacturer	Model No.	Serial No.	Last Cal.	Next Cal.
Pre-Amplifier	R&S	SCU18F1	100815	Aug.30,22	Aug.29,24
Pre-Amplifier	R&S	SCU08F1	101028	Sep.16,22	Sep.15,24
Vector Signal Generator	R&S	SMBV100B	102176	Feb.16,22	Feb.15,24
Signal Generator	R&S	SMB100A	182185	Feb.16,22	Feb.15,24
3m Fully-anechoic Chamber	TDK	9m*6m*6m	HRSW-SZ-EMC-01Chamber	Nov.25,22	Nov.24,25
3m Semi-anechoic Chamber	TDK	9m*6m*6m	HRSW-SZ-EMC-02Chamber	Nov.25,22	Nov.24,25
EMI TEST Receiver	R&S	ESR26	101734	Feb.25,22	Feb.24,24
EMI TEST Receiver	R&S	ESW44	101973	Feb.25,22	Feb.24,24
Bilog Antenna	SCHWARZBECK	VULB 9163	1264	Feb.28,22	Feb.27,24
Horn Antenna	ETS-LINDGREN	3117	227836	Aug.22,22	Aug.21,24
Horn Antenna (18GHz-40GHz)	Steatite Q-par Antennas	QMS 00880	23486	Feb.23,22	Feb.22,24
Horn Antenna	Steatite Q-par Antennas	QMS 00208	23485	Aug.22,22	Aug.21,24
Loop Antenna	SCHWARZ	HFH2-Z2/Z2E	100976	Feb.23,22	Feb.22,24
WIDEBANDRADIO COMMUNICATION TESTER	R&S	CMW500	169399	Jun.27,22	Jun.26,24
Test Software	EMC32	EMC32	N/A	N/A	N/A
Test Software	ELEKTRA	ELEKTRA4.32	N/A	N/A	N/A
Open Switch and Control Unit	R&S	OSP220	101964	Oct.01,22	Sep.30,24
DC Source	HYELEC	HY3010B	551016	Aug.31,22	Aug.30,24
Hygrothermograph	DELI	20210528	SZ014	Sep.06,22	Sep.05,24
PC	LENOVO	E14	HRSW0024	N/A	N/A
TMC-AMI18843A(CABLE)	R&S	HF290-NMNM-7.00M	N/A	N/A	N/A
TMC-AMI18843A(CABLE)	R&S	HF290-NMNM-4.00M	N/A	N/A	N/A
CABLE	R&S	W13.02	N/A	Apr.28,23	Oct.27,23
CABLE	R&S	W12.14	N/A	Apr.28,23	Oct.27,23
CABLE	R&S	J12J103539-00-1	SEP-03-20-069	Apr.28,23	Oct.27,23
CABLE	R&S	J12J103539-00-1	SEP-03-20-070	Apr.28,23	Oct.27,23
Temperature Chamber	votsch	VT4002	58566078100050	May.31,22	May.30,24

NOTE: 1. The calibration interval of the above test instruments is 6 months or 12 months or 36 months and the calibrations are traceable to CEPREI/CHINA, GRGT/CHINA and NIM/CHINA.

2. The test was performed in 3m Semi-anechoic Chamber and RF Oven Room.

3. The horn antenna is used only for the measurement of emission frequency above 1GHz if tested.

4. The FCC Site Registration No. is 434559; The Designation No. is CN1325.

2 GENERAL INFORMATION

2.1 GENERAL DESCRIPTION OF EUT

PRODUCT*	UP Phone 1	
BRAND NAME*	UP Phone	
MODEL NAME*	UP01	
NOMINAL VOLTAGE*	3.87 Vdc (Battery)	
MODULATION TECHNOLOGY	**LTE**	QPSK, 16QAM, 64QAM
FREQUENCY RANGE	**LTE Band 4 Channel Bandwidth: 1.4MHz**	1710.7MHz ~ 1754.3MHz
	LTE Band 4 Channel Bandwidth: 3MHz	1711.5MHz ~ 1753.5MHz
	LTE Band 4 Channel Bandwidth: 5MHz	1712.5MHz ~ 1752.5MHz
	LTE Band 4 Channel Bandwidth: 10MHz	1715MHz ~ 1750MHz
	LTE Band 4 Channel Bandwidth: 15MHz	1717.5MHz ~ 1747.5 MHz
	LTE Band 4 Channel Bandwidth: 20MHz	1720MHz ~ 1745MHz
	LTE Band 38 Channel Bandwidth: 5MHz	2572.5MHz ~ 2617.5MHz
	LTE Band 38 Channel Bandwidth: 10MHz	2575MHz ~ 2615MHz
	LTE Band 38 Channel Bandwidth: 15MHz	2577.5MHz ~ 2612.5MHz
	LTE Band 38 Channel Bandwidth: 20MHz	2580MHz ~ 2610MHz
	LTE Band 41 Channel Bandwidth: 5MHz	2498.5MHz ~ 2687.5MHz
	LTE Band 41 Channel Bandwidth: 10MHz	2501MHz ~ 2685MHz
	LTE Band 41 Channel Bandwidth: 15MHz	2503.5MHz ~ 2682.5MHz
	LTE Band 41 Channel Bandwidth: 20MHz	2506MHz ~ 2680MHz
	LTE Band 42 Channel Bandwidth: 5MHz	3452.5 MHz ~ 3547.5MHz
	LTE Band 42 Channel Bandwidth: 10MHz	3455MHz ~ 3545MHz
	LTE Band 42 Channel Bandwidth: 15MHz	3457.5MHz ~ 3542.5MHz
	LTE Band 42 Channel Bandwidth: 20MHz	3460MHz ~ 3540MHz

	LTE Band 66 Channel Bandwidth: 1.4MHz	1710.7MHz ~ 1779.3MHz
	LTE Band 66 Channel Bandwidth: 3MHz	1711.5MHz ~ 1778.5MHz
	LTE Band 66 Channel Bandwidth: 5MHz	1712.5MHz ~ 1777.5MHz
	LTE Band 66 Channel Bandwidth: 10MHz	1715MHz ~ 1775MHz
	LTE Band 66 Channel Bandwidth: 15MHz	1717.5MHz ~ 1772.5MHz
	LTE Band 66 Channel Bandwidth: 20MHz	1720MHz ~ 1770MHz
	LTE CA	b4+b5,b4+b12,b4+b13 (See Note5)
MAX. EIRP POWER	**LTE Band 4 Channel Bandwidth: 1.4MHz**	146.22mW
	LTE Band 4 Channel Bandwidth: 3MHz	147.57mW
	LTE Band 4 Channel Bandwidth: 5MHz	146.55mW
	LTE Band 4 Channel Bandwidth: 10MHz	147.91mW
	LTE Band 4 Channel Bandwidth: 15MHz	147.91mW
	LTE Band 4 Channel Bandwidth: 20MHz	149.28mW
	LTE Band 38 Channel Bandwidth: 5MHz	268.53mW
	LTE Band 38 Channel Bandwidth: 10MHz	268.53mW
	LTE Band 38 Channel Bandwidth: 15MHz	267.92mW
	LTE Band 38 Channel Bandwidth: 20MHz	273.53mW
	LTE Band 41 Channel Bandwidth: 5MHz	172.98mW
	LTE Band 41 Channel Bandwidth: 10MHz	173.38mW
	LTE Band 41 Channel Bandwidth: 15MHz	173.38mW
	LTE Band 41 Channel Bandwidth: 20MHz	174.18mW
	LTE Band 41(HPUE) Channel Bandwidth: 5MHz	349.95mW
	LTE Band 41(HPUE) Channel Bandwidth: 10MHz	350.75mW
	LTE Band 41(HPUE) Channel Bandwidth: 15MHz	346.74mW
	LTE Band 41(HPUE) Channel Bandwidth: 20MHz	351.56mW

	LTE Band 42 Channel Bandwidth: 5MHz	143.88mW
	LTE Band 42 Channel Bandwidth: 10MHz	143.88mW
	LTE Band 42 Channel Bandwidth: 15MHz	143.22mW
	LTE Band 42 Channel Bandwidth: 20MHz	144.54mW
	LTE Band 66 Channel Bandwidth: 1.4MHz	148.25mW
	LTE Band 66 Channel Bandwidth: 3MHz	148.25mW
	LTE Band 66 Channel Bandwidth: 5MHz	148.25mW
	LTE Band 66 Channel Bandwidth: 10MHz	148.59mW
	LTE Band 66 Channel Bandwidth: 15MHz	146.89mW
	LTE Band 66 Channel Bandwidth: 20MHz	148.94mW
EMISSION DESIGNATOR	**LTE Band 41 Channel Bandwidth: 5MHz**	QPSK: 4M53G7D
		16QAM: 4M51W7D
		64QAM: 4M52W7D
	LTE Band 41 Channel Bandwidth: 10MHz	QPSK: 9M01G7D
		16QAM: 9M00W7D
		64QAM: 9M00W7D
	LTE Band 41 Channel Bandwidth: 15MHz	QPSK: 13M5G7D
		16QAM: 13M5W7D
		64QAM: 13M5W7D
	LTE Band 41 Channel Bandwidth: 20MHz	QPSK: 18M0G7D
		16QAM: 18M0W7D
		64QAM: 18M0W7D
	LTE Band 42 Channel Bandwidth: 5MHz	QPSK: 4M50G7D
		16QAM: 4M50W7D
		64QAM: 4M50W7D
	LTE Band 42 Channel Bandwidth: 10MHz	QPSK: 8M99G7D
		16QAM: 8M96W7D
		64QAM: 8M96W7D
	LTE Band 42 Channel Bandwidth: 15MHz	QPSK: 13M5G7D
		16QAM: 13M5W7D
		64QAM: 13M4W7D
	LTE Band 42 Channel Bandwidth: 20MHz	QPSK: 17M9G7D
		16QAM: 18M0W7D

		64QAM: 17M9W7D
EMISSION DESIGNATOR	LTE Band 66 Channel Bandwidth: 1.4MHz	QPSK: 1M10G7D
		16QAM: 1M10W7D
		64QAM: 1M10W7D
	LTE Band 66 Channel Bandwidth: 3MHz	QPSK: 2M69G7D
		16QAM: 2M69W7D
		64QAM: 2M70W7D
	LTE Band 66 Channel Bandwidth: 5MHz	QPSK: 4M52G7D
		16QAM: 4M52W7D
		64QAM: 4M51W7D
	LTE Band 66 Channel Bandwidth: 10MHz	QPSK: 9M02G7D
		16QAM: 8M98W7D
		64QAM: 8M98W7D
	LTE Band 66 Channel Bandwidth: 15MHz	QPSK: 13M5G7D
		16QAM: 13M5W7D
		64QAM: 13M5W7D
	LTE Band 66 Channel Bandwidth: 20MHz	QPSK: 18M0G7D
		16QAM: 18M0W7D
		64QAM: 18M0W7D
ANTENNA TYPE*	PIFA Antenna with -1dBi gain for LTE 4/LTE 66 PIFA Antenna with 0.5dBi gain for LTE 38/ LTE 41/LTE 42	
HW VERSION*	M156-MUB-V2	
SW VERSION*	NR_D011.13_N_UP01_1.000.01	
I/O PORTS*	Refer to user's manual	
CABLE SUPPLIED*	N/A	
EXTREME TEMPERATURE*	0-55 ℃	
EXTREME VOLTAGE*	3.6V – 4.45V	

NOTE:

1. *Since the above data and/or information is provided by the client relevant results or conclusions of this report are only made for these data and/or information, Test Lab is not responsible for the authenticity, integrity and results of the data and information and/or the validity of the conclusion.

2. For a more detailed features description, please refer to the manufacturer's specifications or the user's manual.

3. The EUT incorporates a SISO function. Physically, the EUT provides one completed transmitter and four receivers.

MODULATION MODE	TX FUNCTION
LTE 4/38/41/66	1TX/4RX
LTE 42	1TX/4RX

4. For the test results, the EUT had been tested with all conditions. But only the worst case was shown in test report.
5. The power of single LTE band is larger than that in CA, so single LTE band can cover the RSE risk of CA part.

List of Accessory:

ACCESSORIES	Brand	MODEL / SPECIFICATION
CPU	MediaTek	MT6893
eMMC 1 (=ROM 1)	Sandisk	SDINFDK4-256G
eMMC 2 (=ROM 2)	Samsung	KLUEG4RHGB-B0E1
eMMC 3 (=ROM 3)	Samsung	KLUEG4RHGB-B0E1
eMMC 4 (=ROM 4)	Samsung	KLUEG4RHGB-B0E1
RAM 1	Hynix	H9HKNNNFBMAVAR-NEH
RAM 2	Samsung	K3UH7H70BM-AGCL
BT/WLAN Module	MediaTek	/
NFC chipset	ST	/
Battery	/	Power Rating: 16.98Wh

2.2 CONFIGURATION OF SYSTEM UNDER TEST

FOR RADIATION EMISSION TEST

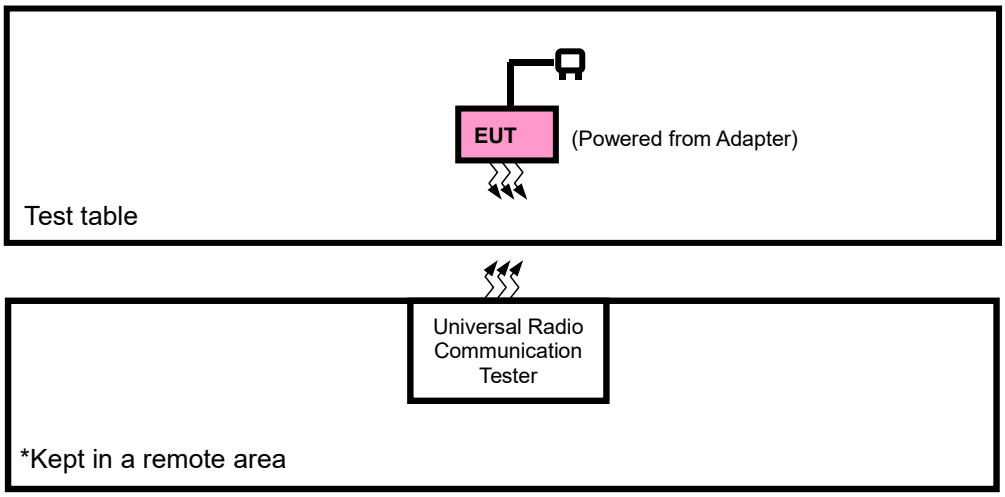

2.3 DESCRIPTION OF SUPPORT UNITS

The EUT has been tested as an independent unit together with other necessary accessories or support units. The following support units or accessories were used to form a representative test configuration during the tests.

NO.	PRODUCT	BRAND	MODEL NO.	SERIAL NO.	FCC ID
1	Laptop	Lenovo	ThinkPad E14	HRSW00024	N/A
2	DC Source	HYELEC	HY3010B	551016	N/A
3	Adapter	N/A	N/A	N/A	N/A
4	USB Cable	N/A	N/A	N/A	N/A

NO.	SIGNAL CABLE DESCRIPTION OF THE ABOVE SUPPORT UNITS
1	DC Line: Unshielded, Detachable, 1.0m;
2	USB Line: Unshielded, Detachable, 1.0m;

2.4 TEST ITEM AND TEST CONFIGURATION

Pre-Scan has been conducted to determine the worst-case mode from all possible combinations between available modulations, data rates, XYZ axis and antenna ports The worst case was found when positioned on Y-plane for EIRP and X-axis for radiated emission. Following channel(s) was (were) selected for the final test as listed below:

EUT CONFIGURE MODE	DESCRIPTION
A	EUT + Adapter with LTE link
B	EUT + DC Supply with LTE link

LTE BAND 4 MODE

EUT CONFIGURE MODE	TEST ITEM	AVAILABLE CHANNEL	TESTED CHANNEL	CHANNEL BANDWIDTH	MODULATION	MODE
A	EIRP	19957 to 20393	19957, 20175, 20393	1.4MHz	QPSK, 16QAM, 64QAM	1 RB / 0 RB Offset
		19965 to 20385	19965, 20175, 20385	3MHz	QPSK, 16QAM, 64QAM	1 RB / 0 RB Offset
		19975 to 20375	19975, 20175, 20375	5MHz	QPSK, 16QAM, 64QAM	1 RB / 0 RB Offset
		20000 to 20350	20000, 20175, 20350	10MHz	QPSK, 16QAM, 64QAM	1 RB / 0 RB Offset
		20025 to 20325	20025, 20175, 20325	15MHz	QPSK, 16QAM, 64QAM	1 RB / 0 RB Offset
		20050 to 20300	20050, 20175, 20300	20MHz	QPSK, 16QAM, 64QAM	1 RB / 0 RB Offset

Note: 1.This device was tested under all bandwidths, RB configurations and modulations. The worst case was found in QPSK modulation.

2. LTE Band 4 are covered by LTE Band 66, Because it is a subset of LTE Band 66 with the same

output power and supported bandwidths, So the conducted test data and RSE test data please refer to LTE Band 66

LTE BAND 38 MODE

EUT CONFIGURE MODE	TEST ITEM	AVAILABLE CHANNEL	TESTED CHANNEL	CHANNEL BANDWIDTH	MODULATION	MODE
A	EIRP	37775 to 38225	37775, 38000, 38225	5MHz	QPSK, 16QAM, 64QAM	1 RB / 0 RB Offset
		37800 to 38200	37800, 38000, 38200	10MHz	QPSK, 16QAM, 64QAM	1 RB / 0RB Offset
		37825 to 38175	37825, 38000, 38175	15MHz	QPSK, 16QAM, 64QAM	1 RB / 0 RB Offset
		37850 to38150	37850, 38000, 38150	20MHz	QPSK, 16QAM, 64QAM	1 RB / 0 RB Offset

Note:

1.This device was tested under all bandwidths, RB configurations and modulations. The worst case was found in QPSK modulation.

2. LTE Band 38 are covered by LTE Band 41, Because it is a subset of LTE Band 41 with the same output power and supported bandwidths, So the conducted test data and RSE test data please refer to LTE Band 41

LTE BAND 41 MODE

EUT CONFIGURE MODE	TEST ITEM	AVAILABLE CHANNEL	TESTED CHANNEL	CHANNEL BANDWIDTH	MODULATION	MODE
A	EIRP	39675 to 41565	39675, 40620, 41565	5MHz	QPSK, 16QAM, 64QAM	1 RB / 0 RB Offset
		39700 to 41540	39700, 40620,41540	10MHz	QPSK, 16QAM, 64QAM	1 RB / 0RB Offset
		39725 to 41515	39725, 40620, 41515	15MHz	QPSK, 16QAM, 64QAM	1 RB / 0 RB Offset
		39750 to 41490	39750, 40620, 41490	20MHz	QPSK, 16QAM, 64QAM	1 RB / 0 RB Offset
B	FREQUENCY STABILITY	39750 to 41490	39750, 40620, 41490	20MHz	QPSK, 16QAM, 64QAM	1 RB / 0 RB Offset
A	OCCUPIED BANDWIDTH	39675 to 41565	39675, 40620, 41565	5MHz	QPSK, 16QAM, 64QAM	25 RB / 0 RB Offset
		39700 to 41540	39700, 40620,41540	10MHz	QPSK, 16QAM, 64QAM	50 RB / 0 RB Offset
		39725 to 41515	39725, 40620, 41515	15MHz	QPSK, 16QAM, 64QAM	75 RB / 0 RB Offset
		39750 to 41490	39750, 40620, 41490	20MHz	QPSK, 16QAM, 64QAM	100 RB / 0 RB Offset
A	PEAK TO AVERAGE RATIO	39750 to 41490	39750, 40620, 41490	20MHz	QPSK, 16QAM, 64QAM	1 RB / 0 RB Offset 100 RB / 0 RB Offset

A	BAND EDGE	39675 to 41565	39675	5MHz	QPSK, 16QAM, 64QAM	1 RB / 0 RB Offset
						25 RB / 0 RB Offset
			41565	5MHz	QPSK, 16QAM, 64QAM	1 RB / 24 RB Offset
						25 RB / 0 RB Offset
		39700 to 41540	39700	10MHz	QPSK, 16QAM, 64QAM	1 RB / 0 RB Offset
						50 RB / 0 RB Offset
			41540	10MHz	QPSK, 16QAM, 64QAM	1 RB / 49 RB Offset
						50 RB / 0 RB Offset
		39725 to 41515	39725	15MHz	QPSK, 16QAM, 64QAM	1 RB / 0 RB Offset
						75 RB / 0 RB Offset
			41515	15MHz	QPSK, 16QAM, 64QAM	1 RB / 74 RB Offset
						75 RB / 0 RB Offset
		39750 to 41490	39750	20MHz	QPSK, 16QAM, 64QAM	1 RB / 0 RB Offset
						100 RB / 0 RB Offset
			41490	20MHz	QPSK, 16QAM, 64QAM	1 RB / 99 RB Offset
						100 RB / 0 RB Offset
A	CONDCUDETED EMISSION	39675 to 41565	39675, 40620, 41565	5MHz	QPSK, 16QAM, 64QAM	1 RB / 0 RB Offset
		39700 to 41540	39700, 40620,41540	10MHz	QPSK, 16QAM, 64QAM	1 RB / 0RB Offset
		39725 to 41515	39725, 40620, 41515	15MHz	QPSK, 16QAM, 64QAM	1 RB / 0 RB Offset
		39750 to 41490	39750, 40620, 41490	20MHz	QPSK, 16QAM, 64QAM	1 RB / 0 RB Offset
A	RADIATED EMISSION	39675 to 41565	40620	5MHz	QPSK	1 RB / 0 RB Offset
		39700 to 41540	40620	10MHz	QPSK	1 RB / 0RB Offset
		39725 to 41515	40620	15MHz	QPSK	1 RB / 0 RB Offset
		39750 to 41490	39750,40620,41490	20MHz	QPSK	1 RB / 0 RB Offset

Note: This device was tested under all bandwidths, RB configurations and modulations. The worst case was found in QPSK modulation.

LTE band 42

EUT CONFIGURE MODE	TEST ITEM	AVAILABLE CHANNEL	TESTED CHANNEL	CHANNEL BANDWIDTH	MODULATION	MODE
A	EIRP	42115 to 43065	42115,42590,43065	5MHz	QPSK, 16QAM, 64QAM	1 RB / 0 RB Offset
		42140 to 43040	42140,42590,43040	10MHz	QPSK, 16QAM, 64QAM	1 RB / 0 RB Offset
		42165 to 43015	42165,42590,43015	15MHz	QPSK, 16QAM, 64QAM	1 RB / 0 RB Offset
		42190 to 42990	42190,42590,42990	20MHz	QPSK, 16QAM, 64QAM	1 RB / 0 RB Offset
B	FREQUENCY STABILITY	42190 to 42990	42190,42590,42990	20MHz	QPSK, 16QAM, 64QAM	100 RB / 0 RB Offset
A	OCCUPIED BANDWIDTH	42115 to 43065	42115,42590,43065	5MHz	QPSK, 16QAM, 64QAM	25 RB / 0 RB Offset
		42140 to 43040	42140,42590,43040	10MHz	QPSK, 16QAM, 64QAM	50 RB / 0 RB Offset
		42165 to 43015	42165,42590,43015	15MHz	QPSK, 16QAM, 64QAM	75 RB / 0 RB Offset
		42190 to 42990	42190,42590,42990	20MHz	QPSK, 16QAM, 64QAM	100 RB / 0 RB Offset
A	PEAK TO AVERAGE RATIO	42190 to 42990	42190,42590,42990	20MHz	QPSK, 16QAM, 64QAM	1 RB / 0 RB Offset 100 RB / 0 RB Offset
A	BAND EDGE	42115 to 43065	42115	5MHz	QPSK, 16QAM, 64QAM	1 RB / 0 RB Offset
						25 RB / 0 RB Offset
			43065	5MHz	QPSK, 16QAM, 64QAM	1 RB / 24 RB Offset
						25 RB / 0 RB Offset
		42140 to 43040	42140	10MHz	QPSK, 16QAM, 64QAM	1 RB / 0 RB Offset
						50 RB / 0 RB Offset
			43040	10MHz	QPSK, 16QAM, 64QAM	1 RB / 49 RB Offset
						50 RB / 0 RB Offset
		42165 to 43015	42165	15MHz	QPSK, 16QAM, 64QAM	1 RB / 0 RB Offset
						75 RB / 0 RB Offset
			43015	15MHz	QPSK, 16QAM, 64QAM	1 RB / 74 RB Offset
						75 RB / 0 RB Offset
		42190 to 42990	42190	20MHz	QPSK, 16QAM, 64QAM	1 RB / 0 RB Offset
						100 RB / 0 RB Offset
			42990	20MHz	QPSK, 16QAM, 64QAM	1 RB / 99 RB Offset
						100 RB / 0 RB Offset

A	CONDCUDETED EMISSION	42115 to 43065	42115,42590,43065	5MHz	QPSK, 16QAM, 64QAM	1 RB / 0 RB Offset
		42140 to 43040	42140,42590,43040	10MHz	QPSK, 16QAM, 64QAM	1 RB / 0RB Offset
		42165 to 43015	42165,42590,43015	15MHz	QPSK, 16QAM, 64QAM	1 RB / 0 RB Offset
		42190 to 42990	42190,42590,42990	20MHz	QPSK, 16QAM, 64QAM	1 RB / 0 RB Offset
A	RADIATED EMISSION	42115 to 43065	42590	5MHz	QPSK, 16QAM, 64QAM	1 RB / 0 RB Offset
		42140 to 43040	42590	10MHz	QPSK, 16QAM, 64QAM	1 RB / 0RB Offset
		42165 to 43015	42590	15MHz	QPSK, 16QAM, 64QAM	1 RB / 0 RB Offset
		42190 to 42990	42190,42590,42990	20MHz	QPSK, 16QAM, 64QAM	1 RB / 0 RB Offset

Note: This device was tested under all bandwidths, RB configurations and modulations. The worst case was found in QPSK modulation.

LTE BAND 66 MODE

EUT CONFIGURE MODE	TEST ITEM	AVAILABLE CHANNEL	TESTED CHANNEL	CHANNEL BANDWIDTH	MODULATION	MODE
A	EIRP	131979 to 132665	131979,132322,132665	1.4MHz	QPSK,16QAM,64QAM	1 RB / 0 RB Offset
		131987 to 132657	131987,132322,132657	3MHz	QPSK,16QAM,64QAM	1 RB / 0 RB Offset
		131997 to 132647	131997,132322,132647	5MHz	QPSK,16QAM,64QAM	1 RB / 0 RB Offset
		132022 to 132622	132022,132322,132622	10MHz	QPSK,16QAM,64QAM	1 RB / 0 RB Offset
		132047 to 132597	132047,132322,132597	15MHz	QPSK,16QAM,64QAM	1 RB / 0 RB Offset
		132072 to 132572	132072,132322,132572	20MHz	QPSK,16QAM,64QAM	1 RB / 0 RB Offset
B	FREQUENCY STABILITY	132072 to 132572	132072,132322,132572	20MHz	QPSK,16QAM,64QAM	100 RB / 0 RB Offset
A	OCCUPIED BANDWIDTH	131979 to 132665	131979,132322,132665	1.4MHz	QPSK,16QAM,64QAM	6 RB / 0 RB Offset
		131987 to 132657	131987,132322,132657	3MHz	QPSK,16QAM,64QAM	15 RB / 0 RB Offset
		131997 to 132647	131997,132322,132647	5MHz	QPSK,16QAM,64QAM	25 RB / 0 RB Offset
		132022 to 132622	132022,132322,132622	10MHz	QPSK,16QAM,64QAM	50 RB / 0 RB Offset
		132047 to 132597	132047,132322,132597	15MHz	QPSK,16QAM,64QAM	75 RB / 0 RB Offset
		132072 to 132572	132072,132322,132572	20MHz	QPSK,16QAM,64QAM	100 RB / 0 RB Offset
A	BAND EDGE	131979 to 132322	131979	1.4MHz	QPSK,16QAM, 64QAM	1 RB / 0 RB Offset
						6 RB / 0 RB Offset
			132322	1.4MHz	QPSK,16QAM, 64QAM	1 RB / 5 RB Offset
						6 RB / 0 RB Offset
		131987 to 132657	131987	3MHz	QPSK,16QAM, 64QAM	1 RB / 0 RB Offset
						15 RB / 0 RB Offset
			132657	3MHz	QPSK,16QAM, 64QAM	1 RB / 14 RB Offset
						15 RB / 0 RB Offset
		131997 to 132647	131997	5MHz	QPSK,16QAM, 64QAM	1 RB / 0 RB Offset
						25 RB / 0 RB Offset
			132647	5MHz	QPSK,16QAM, 64QAM	1 RB / 24 RB Offset
						25 RB / 0 RB Offset

		132022 to 132622	132022	10MHz	QPSK,16QAM, 64QAM	1 RB / 0 RB Offset
						50 RB / 0 RB Offset
			132622	10MHz	QPSK,16QAM, 64QAM	1 RB / 49 RB Offset
						50 RB / 0 RB Offset
		132047 to 132597	132047	15MHz	QPSK,16QAM, 64QAM	1 RB / 0 RB Offset
						75 RB / 0 RB Offset
			132597	15MHz	QPSK,16QAM, 64QAM	1 RB / 74 RB Offset
						75 RB / 0 RB Offset
		132072 to 132572	132072	20MHz	QPSK,16QAM, 64QAM	1 RB / 0 RB Offset
						100 RB / 0 RB Offset
			132572	20MHz	QPSK,16QAM, 64QAM	1 RB / 99 RB Offset
						100 RB / 0 RB Offset
A	CONDCUDETED EMISSION	131979 to 132665	131979,132322,132665	1.4MHz	QPSK,16QAM, 64QAM	1 RB / 0 RB Offset
		131987 to 132657	131987,132322,132657	3MHz	QPSK,16QAM, 64QAM	1 RB / 0 RB Offset
		131997 to 132647	131997,132322,132647	5MHz	QPSK,16QAM, 64QAM	1 RB / 0 RB Offset
		132022 to 132622	132022,132322,132622	10MHz	QPSK,16QAM, 64QAM	1 RB / 0 RB Offset
		132047 to 132597	132047,132322,132597	15MHz	QPSK,16QAM, 64QAM	1 RB / 0 RB Offset
		132072 to 132572	132072,132322,132572	20MHz	QPSK,16QAM, 64QAM	1 RB / 0 RB Offset
A	PEAK TO AVERAGE RATIO	132072 to 132572	132072,132322,132572	20MHz	QPSK,16QAM, 64QAM	1 RB / 0 RB Offset 100 RB / 0 RB Offset
A	RADIATED EMISSION	131979 to 132665	131979,132322,132665	1.4MHz	QPSK	1 RB / 0 RB Offset
		131987 to 132657	132322	3MHz	QPSK	1 RB / 0 RB Offset
		131997 to 132647	132322	5MHz	QPSK	1 RB / 0 RB Offset
		132022 to 132622	132322	10MHz	QPSK	1 RB / 0 RB Offset
		132047 to 132597	132322	15MHz	QPSK	1 RB / 0 RB Offset
		132072 to 132572	132322	20MHz	QPSK	1 RB / 0 RB Offset

Note: This device was tested under all bandwidths, RB configurations and modulations. The worst case was found in QPSK modulation.

TEST CONDITION:

TEST ITEM	ENVIRONMENTAL CONDITIONS	INPUT POWER	TESTED BY
ERP	23deg. C, 70%RH	DC 3.87V By Battery	Chao Wu
FREQUENCY STABILITY	23deg. C, 70%RH	DC 3.6V/ 3.87V/ 4.45V By DC Source	Chao Wu
OCCUPIED BANDWIDTH	23deg. C, 70%RH	DC 3.87V By Battery	Chao Wu
BAND EDGE	23deg. C, 70%RH	DC 3.87V By Battery	Chao Wu
CONDCUDETED EMISSION	23deg. C, 70%RH	DC 3.87V By Battery	Chao Wu
RADIATED EMISSION	23deg. C, 70%RH	AC 120V/60Hz	Chao Wu
PEAK TO AVERAGE RATIO	23deg. C, 70%RH	DC 3.87V By Battery	Chao Wu

2.5 GENERAL DESCRIPTION OF APPLIED STANDARDS

The EUT is a RF product. According to the specifications of the manufacturer, it must comply with the requirements of the following standards:

FCC 47 CFR Part 2

FCC 47 CFR Part 27

KDB 971168 D01 Power Meas License Digital Systems v03r01

ANSI/TIA/EIA-603-D

ANSI/TIA/EIA-603-E

ANSI C63.26-2015

NOTE: All test items have been performed and recorded as per the above standards.

3 TEST TYPES AND RESULTS

3.1 OUTPUT POWER MEASUREMENT

3.1.1 LIMITS OF OUTPUT POWER MEASUREMENT

The radiated peak output power shall be according to the specific rule Part 27.50(h)(2) that “User stations are limited to 2 watts” and 27.50(i) specific that “Peak transmit power must be measure over any interval of continuous transmission using instrumentation calibration in terms of rms-equivalent voltage.”

Fixed, mobile, and portable (hand-held) stations operating in the 1710-1755 MHz band and mobile and portable stations operating in the 1695-1710 MHz and 1755-1780 MHz bands are limited to 1 watt EIRP.

3.1.2 TEST PROCEDURES

EIRP MEASUREMENT:

Per KDB 971168 D01 Power Meas License Digital Systems v03r01 or subclause 5.2.5.5 of ANSI C63.26-2015, the relevant equation for determing the ERP or EIRP from the conducted RF output power measured using the guidance provided above is:

ERP or EIRP = $P_{Meas} + G_T – L_C$

Where:

ERP or EIRP = effective radiated power or equivalent isotropically radiated power, respectively (expressed in the same units as P_{Meas}, typically dBW or dBm);

P_{Meas} = measured transmitter output power or PSD, in dBm or dBW;

G_T = gain of the transmitting antenna, in dBd (ERP) or dBi (EIRP);

L_C = signal attenuation in the connecting cable between the transmitter and antenna, in dB.

CONDUCTED POWER MEASUREMENT:

a. The EUT was set up for the maximum power with LTE link data modulation and link up with simulator.
b. Set the EUT to transmit under low, middle and high channel and record the power level shown on simulator.

3.1.3 TEST SETUP

CONDUCTED POWER MEASUREMENT:

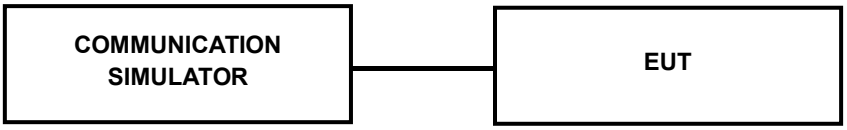

For the actual test configuration, please refer to the attached file (Test Setup Photo).

3.1.4 TEST RESULTS

CONDUCTED OUTPUT POWER (dBm)

LTE Band 4

Band/BW	Modulation	RB Size	RB Offset	Low CH 19957	Mid CH 20175	High CH 20393
				Frequency 1710.7 MHz	Frequency 1732.5 MHz	Frequency 1754.3 MHz
4/ 1.4	QPSK	1	0	22.46	22.59	22.56
		1	2	22.49	22.49	22.57
		1	5	22.59	22.59	22.65
		3	0	22.50	22.57	22.59
		3	1	22.50	22.64	22.44
		3	3	22.54	22.59	22.60
		6	0	21.51	21.55	21.58
	16QAM	1	0	21.82	21.47	21.58
		1	2	21.78	21.69	21.61
		1	5	21.75	21.69	21.86
		3	0	21.45	21.56	21.50
		3	1	21.50	21.66	21.51
		3	3	21.50	21.50	21.54
		6	0	20.44	20.55	20.51
	64QAM	1	0	20.66	20.69	20.57
		1	2	20.56	20.71	20.71
		1	5	20.68	20.62	20.50
		3	0	20.42	20.48	20.48
		3	1	20.50	20.64	20.58
		3	3	20.44	20.51	20.45
		6	0	19.44	19.55	19.51

Band/BW	Modulation	RB Size	RB Offset	Low CH 19965	Mid CH 20175	High CH 20385
				Frequency 1711.5 MHz	Frequency 1732.5 MHz	Frequency 1753.5 MHz
4/ 3	QPSK	1	0	22.49	22.56	22.56
		1	7	22.50	22.47	22.57
		1	14	22.56	22.58	22.69
		8	0	21.52	21.60	21.56
		8	3	21.43	21.65	21.47
		8	7	21.55	21.62	21.65
		15	0	21.46	21.59	21.55
	16QAM	1	0	21.80	21.49	21.61
		1	7	21.72	21.75	21.58
		1	14	21.78	21.69	21.85
		8	0	20.41	20.55	20.47
		8	3	20.52	20.65	20.50
		8	7	20.47	20.50	20.53
		15	0	20.44	20.50	20.51
	64QAM	1	0	20.66	20.69	20.57
		1	7	20.56	20.71	20.70
		1	14	20.62	20.69	20.50
		8	0	19.46	19.49	19.48
		8	3	19.48	19.65	19.62
		8	7	19.45	19.54	19.38
		15	0	19.42	19.58	19.53

Band/BW	Modulation	RB Size	RB Offset	Low CH 19975	Mid CH 20175	High CH 20375
				Frequency 1712.5 MHz	Frequency 1732.5 MHz	Frequency 1752.5 MHz
4/ 5	QPSK	1	0	22.53	22.59	22.53
		1	12	22.48	22.52	22.53
		1	24	22.59	22.65	22.66
		12	0	21.50	21.60	21.60
		12	6	21.50	21.64	21.47
		12	13	21.51	21.60	21.64
		25	0	21.51	21.57	21.57
	16QAM	1	0	21.84	21.53	21.57
		1	12	21.76	21.72	21.61
		1	24	21.74	21.75	21.84
		12	0	20.47	20.53	20.54
		12	6	20.50	20.63	20.51
		12	13	20.51	20.49	20.53
		25	0	20.49	20.52	20.48
	64QAM	1	0	20.67	20.71	20.55
		1	12	20.62	20.66	20.71
		1	24	20.64	20.62	20.50
		12	0	19.49	19.52	19.48
		12	6	19.49	19.58	19.58
		12	13	19.47	19.58	19.42
		25	0	19.46	19.52	19.55

Band/BW	Modulation	RB Size	RB Offset	Low CH 20000	Mid CH 20175	High CH 20350
				Frequency 1715 MHz	Frequency 1732.5 MHz	Frequency 1750 MHz
4/ 10	QPSK	1	0	22.54	22.63	22.61
		1	24	22.52	22.55	22.59
		1	49	22.61	22.66	22.70
		25	0	21.56	21.65	21.61
		25	12	21.51	21.66	21.52
		25	25	21.59	21.67	21.66
		50	0	21.52	21.61	21.60
	16QAM	1	0	21.87	21.54	21.63
		1	24	21.80	21.77	21.63
		1	49	21.80	21.77	21.87
		25	0	20.49	20.61	20.55
		25	12	20.58	20.67	20.56
		25	25	20.54	20.55	20.55
		50	0	20.50	20.57	20.56
	64QAM	1	0	20.73	20.74	20.59
		1	24	20.64	20.73	20.76
		1	49	20.70	20.70	20.52
		25	0	19.50	19.54	19.56
		25	12	19.56	19.66	19.64
		25	25	19.49	19.59	19.46
		50	0	19.48	19.60	19.56

Band/BW	Modulation	RB Size	RB Offset	Low CH 20025	Mid CH 20175	High CH 20325
				Frequency 1717.5 MHz	Frequency 1732.5 MHz	Frequency 1747.5 MHz
4/ 15	QPSK	1	0	22.51	22.66	22.61
		1	37	22.52	22.55	22.60
		1	74	22.58	22.70	22.66
		36	0	21.57	21.64	21.64
		36	19	21.57	21.60	21.52
		36	39	21.57	21.64	21.65
		75	0	21.57	21.61	21.57
	16QAM	1	0	21.87	21.51	21.59
		1	37	21.85	21.73	21.66
		1	74	21.80	21.78	21.84
		36	0	20.51	20.59	20.61
		36	19	20.62	20.61	20.61
		36	39	20.53	20.56	20.52
		75	0	20.54	20.56	20.60
	64QAM	1	0	20.72	20.75	20.56
		1	37	20.69	20.69	20.80
		1	74	20.76	20.64	20.49
		36	0	19.48	19.51	19.62
		36	19	19.63	19.65	19.58
		36	39	19.48	19.56	19.48
		75	0	19.53	19.56	19.57

Band/BW	Modulation	RB Size	RB Offset	Low CH 20050	Mid CH 20175	High CH 20300
				Frequency 1720 MHz	Frequency 1732.5 MHz	Frequency 1745 MHz
4/ 20	QPSK	1	0	22.59	22.70	22.66
		1	50	22.54	22.63	22.61
		1	99	22.66	22.72	**22.74**
		50	0	21.60	21.62	21.66
		50	25	21.59	21.67	21.57
		50	50	21.63	21.67	21.72
		100	0	21.58	21.63	21.65
	16QAM	1	0	21.94	21.59	21.65
		1	50	21.88	21.79	21.68
		1	99	21.82	21.85	21.89
		50	0	20.57	20.67	20.63
		50	25	20.64	20.69	20.62
		50	50	20.61	20.60	20.57
		100	0	20.56	20.64	20.61
	64QAM	1	0	20.80	20.79	20.61
		1	50	20.72	20.75	20.82
		1	99	20.78	20.71	20.54
		50	0	19.54	19.59	19.64
		50	25	19.64	19.67	19.66
		50	50	19.53	19.64	19.54
		100	0	19.54	19.62	19.59

LTE Band 38

Band/BW	Modulation	RB Size	RB Offset	Low CH (37775)	Low Mid CH (38000)	Mid CH (38225)
				Frequency (2572.5)MHz	Frequency (2595)MHz	Frequency (2617.5)MHz
38/ 5	QPSK	1	0	23.74	23.69	23.59
		1	12	23.79	23.60	23.62
		1	24	23.50	23.40	23.40
		12	0	22.91	22.75	22.71
		12	6	22.83	22.74	22.64
		12	13	22.77	22.66	22.68
		25	0	22.84	22.77	22.62
	16QAM	1	0	22.86	22.77	22.72
		1	12	22.88	22.79	22.70
		1	24	22.72	22.50	22.51
		12	0	21.83	21.75	21.70
		12	6	21.85	21.76	21.69
		12	13	21.71	21.70	21.65
		25	0	21.83	21.69	21.69
	64QAM	1	0	21.40	21.38	21.29
		1	12	21.47	21.36	21.27
		1	24	21.22	21.12	21.06
		12	0	20.80	20.71	20.64
		12	6	20.82	20.74	20.61
		12	13	20.71	20.60	20.53
		25	0	20.78	20.68	20.65

Band/BW	Modulation	RB Size	RB Offset	Low CH (37800)	Low Mid CH (38000)	Mid CH (38200)
				Frequency (2575)MHz	Frequency (2595)MHz	Frequency (2615)MHz
38/ 10	QPSK	1	0	23.71	23.72	23.59
		1	24	23.79	23.60	23.63
		1	49	23.47	23.44	23.36
		25	0	22.92	22.74	22.74
		25	12	22.89	22.68	22.64
		25	25	22.75	22.63	22.67
		50	0	22.89	22.77	22.59
	16QAM	1	0	22.86	22.74	22.68
		1	24	22.93	22.75	22.73
		1	49	22.72	22.51	22.48
		25	0	21.85	21.73	21.76
		25	12	21.89	21.70	21.74
		25	25	21.70	21.71	21.62
		50	0	21.87	21.68	21.73
	64QAM	1	0	21.39	21.39	21.26
		1	24	21.52	21.32	21.31
		1	49	21.28	21.06	21.03
		25	0	20.78	20.68	20.70
		25	12	20.89	20.73	20.55
		25	25	20.70	20.57	20.55
		50	0	20.83	20.64	20.66

Band/BW	Modulation	RB Size	RB Offset	Low CH (37825)	Low Mid CH (38000)	Mid CH (38175)
				Frequency (2577.5)MHz	Frequency (2595)MHz	Frequency (2612.5)MHz
38/ 15	QPSK	1	0	23.78	23.72	23.56
		1	37	23.77	23.65	23.58
		1	74	23.53	23.47	23.37
		36	0	22.89	22.75	22.75
		36	19	22.90	22.73	22.64
		36	39	22.73	22.64	22.67
		75	0	22.89	22.75	22.64
	16QAM	1	0	22.90	22.81	22.68
		1	37	22.92	22.76	22.73
		1	74	22.68	22.56	22.50
		36	0	21.89	21.73	21.77
		36	19	21.83	21.74	21.70
		36	39	21.75	21.69	21.65
		75	0	21.88	21.71	21.66
	64QAM	1	0	21.41	21.40	21.27
		1	37	21.53	21.31	21.28
		1	74	21.24	21.05	21.06
		36	0	20.83	20.74	20.64
		36	19	20.83	20.67	20.57
		36	39	20.73	20.64	20.57
		75	0	20.82	20.62	20.67

Band/BW	Modulation	RB Size	RB Offset	Low CH (37850)	Low Mid CH (38000)	Mid CH (38150)
				Frequency (2580)MHz	Frequency (2595)MHz	Frequency (2610)MHz
38/ 20	QPSK	1	0	**23.87**	**23.80**	**23.69**
		1	50	23.83	23.76	23.65
		1	99	23.63	23.52	23.46
		50	0	**22.98**	**22.86**	**22.78**
		50	25	22.93	22.82	22.74
		50	50	22.87	22.79	22.71
		100	0	**22.91**	22.81	22.75
	16QAM	1	0	23.00	22.90	22.80
		1	50	22.99	22.87	22.77
		1	99	22.76	22.65	22.58
		50	0	21.97	21.89	21.80
		50	25	21.93	21.86	21.76
		50	50	21.86	21.79	21.72
		100	0	21.91	21.84	21.75
	64QAM	1	0	21.55	21.47	21.36
		1	50	21.58	21.44	21.35
		1	99	21.32	21.20	21.13
		50	0	20.90	20.84	20.74
		50	25	20.91	20.77	20.71
		50	50	20.80	20.73	20.67
		100	0	20.85	20.76	20.70

LTE Band 41 PC3

Band/BW	Modulation	RB Size	RB Offset	Low CH (39675)	Mid CH (40620)	High CH (41565)
				Frequency (2498.5)MHz	Frequency (2593)MHz	Frequency (2687.5)MHz
41/ 5	QPSK	1	0	21.50	21.73	21.52
		1	12	21.65	21.88	21.54
		1	24	21.35	21.53	21.32
		12	0	21.62	21.82	21.63
		12	6	21.56	21.75	21.66
		12	13	21.58	21.80	21.54
		25	0	21.60	21.71	21.58
	16QAM	1	0	21.47	21.78	21.54
		1	12	21.57	21.75	21.49
		1	24	21.45	21.52	21.31
		12	0	20.40	20.72	20.46
		12	6	20.48	20.67	20.44
		12	13	20.35	20.60	20.33
		25	0	20.45	20.67	20.36
	64QAM	1	0	18.96	19.29	19.01
		1	12	19.04	19.23	18.96
		1	24	18.88	19.01	18.77
		12	0	18.51	18.79	18.65
		12	6	18.57	18.76	18.49
		12	13	18.54	18.64	18.51
		25	0	18.55	18.80	18.47

Band/BW	Modulation	RB Size	RB Offset	Low CH (39700)	Mid CH (40620)	High CH (41540)
				Frequency (2501)MHz	Frequency (2593)MHz	Frequency (2685)MHz
41/ 10	QPSK	1	0	21.47	21.73	21.47
		1	24	21.65	21.89	21.51
		1	49	21.32	21.49	21.31
		25	0	21.63	21.85	21.63
		25	12	21.62	21.75	21.67
		25	25	21.56	21.79	21.50
		50	0	21.65	21.68	21.61
	16QAM	1	0	21.47	21.74	21.50
		1	24	21.62	21.78	21.52
		1	49	21.45	21.49	21.31
		25	0	20.42	20.78	20.44
		25	12	20.52	20.72	20.48
		25	25	20.34	20.57	20.35
		50	0	20.49	20.71	20.37
	64QAM	1	0	18.95	19.26	18.98
		1	24	19.09	19.27	19.02
		1	49	18.94	18.98	18.82
		25	0	18.49	18.85	18.62
		25	12	18.64	18.70	18.56
		25	25	18.53	18.66	18.50
		50	0	18.60	18.81	18.53

Band/BW	Modulation	RB Size	RB Offset	Low CH (39725)	Mid CH (40620)	High CH (41515)
				Frequency (2503.5)MHz	Frequency (2593)MHz	Frequency (2682.5)MHz
41/ 15	QPSK	1	0	21.47	21.73	21.50
		1	37	21.65	21.89	21.51
		1	74	21.32	21.49	21.35
		36	0	21.63	21.85	21.62
		36	19	21.62	21.75	21.61
		36	39	21.56	21.79	21.47
		75	0	21.65	21.68	21.61
	16QAM	1	0	21.47	21.74	21.47
		1	37	21.62	21.78	21.48
		1	74	21.45	21.49	21.32
		36	0	20.42	20.78	20.42
		36	19	20.52	20.72	20.42
		36	39	20.34	20.57	20.36
		75	0	20.49	20.71	20.36
	64QAM	1	0	18.95	19.26	18.99
		1	37	19.09	19.27	18.98
		1	74	18.94	18.98	18.76
		36	0	18.49	18.85	18.59
		36	19	18.64	18.70	18.55
		36	39	18.53	18.66	18.47
		75	0	18.60	18.81	18.49

Band/BW	Modulation	RB Size	RB Offset	Low CH (39750)	Mid CH (40620)	High CH (41490)
				Frequency (2506)MHz	Frequency (2593)MHz	Frequency (2680)MHz
41/ 20	QPSK	1	0	21.63	21.83	21.58
		1	50	**21.69**	**21.91**	21.62
		1	99	21.48	21.59	21.40
		50	0	21.69	21.89	**21.73**
		50	25	21.66	21.85	21.70
		50	50	21.68	21.83	21.62
		100	0	21.67	21.84	21.67
	16QAM	1	0	21.61	21.86	21.56
		1	50	21.68	21.82	21.59
		1	99	21.49	21.59	21.41
		50	0	20.54	20.82	20.58
		50	25	20.56	20.74	20.54
		50	50	20.50	20.67	20.46
		100	0	20.53	20.73	20.49
	64QAM	1	0	19.11	19.36	19.06
		1	50	19.15	19.31	19.11
		1	99	18.98	19.08	18.91
		50	0	18.61	18.89	18.69
		50	25	18.66	18.86	18.65
		50	50	18.63	18.78	18.56
		100	0	18.62	18.85	18.63

LTE Band 41 PC2

Band/BW	Modulation	RB Size	RB Offset	Low CH (39675)	Mid CH (40620)	High CH (41565)
				Frequency (2498.5)MHz	Frequency (2593)MHz	Frequency (2687.5)MHz
41/ 5	QPSK	1	0	24.60	24.80	24.54
		1	12	24.70	24.94	24.65
		1	24	24.54	24.62	24.41
		12	0	24.72	24.86	24.68
		12	6	24.65	24.84	24.61
		12	13	24.65	24.86	24.59
		25	0	24.67	24.84	24.55
	16QAM	1	0	24.64	24.76	24.54
		1	12	24.69	24.75	24.61
		1	24	24.58	24.66	24.43
		12	0	23.54	23.78	23.55
		12	6	23.61	23.73	23.53
		12	13	23.53	23.82	23.47
		25	0	23.52	23.71	23.51
	64QAM	1	0	22.39	23.76	22.34
		1	12	22.44	22.63	22.39
		1	24	22.26	22.65	22.19
		12	0	21.51	21.70	21.47
		12	6	21.50	21.75	21.45
		12	13	21.48	21.60	21.30
		25	0	21.47	21.72	21.46

Band/BW	Modulation	RB Size	RB Offset	Low CH (39700)	Mid CH (40620)	High CH (41540)
				Frequency (2501)MHz	Frequency (2593)MHz	Frequency (2685)MHz
41/ 10	QPSK	1	0	24.57	24.80	24.54
		1	24	24.70	24.95	24.66
		1	49	24.51	24.58	24.37
		25	0	24.73	24.89	24.71
		25	12	24.71	24.84	24.61
		25	25	24.63	24.85	24.58
		50	0	24.72	24.81	24.52
	16QAM	1	0	24.64	24.72	24.50
		1	24	24.74	24.78	24.64
		1	49	24.58	24.63	24.40
		25	0	23.56	23.84	23.61
		25	12	23.65	23.78	23.58
		25	25	23.52	23.79	23.44
		50	0	23.56	23.75	23.55
	64QAM	1	0	22.38	23.73	22.31
		1	24	22.49	22.67	22.43
		1	49	22.32	22.62	22.16
		25	0	21.49	21.76	21.53
		25	12	21.57	21.69	21.39
		25	25	21.47	21.62	21.32
		50	0	21.52	21.73	21.47

Band/BW	Modulation	RB Size	RB Offset	Low CH (39725)	Mid CH (40620)	High CH (41515)
				Frequency (2503.5)MHz	Frequency (2593)MHz	Frequency (2682.5)MHz
41/ 15	QPSK	1	0	24.64	24.77	24.59
		1	37	24.68	24.90	24.67
		1	74	24.57	24.59	24.42
		36	0	24.70	24.90	24.73
		36	19	24.72	24.84	24.66
		36	39	24.61	24.85	24.60
		75	0	24.72	24.86	24.60
	16QAM	1	0	24.68	24.72	24.56
		1	37	24.73	24.78	24.66
		1	74	24.54	24.65	24.45
		36	0	23.60	23.85	23.63
		36	19	23.59	23.74	23.59
		36	39	23.57	23.82	23.49
		75	0	23.57	23.68	23.56
	64QAM	1	0	22.40	23.74	22.36
		1	37	22.50	22.64	22.45
		1	74	22.28	22.65	22.21
		36	0	21.54	21.70	21.55
		36	19	21.51	21.71	21.47
		36	39	21.50	21.64	21.38
		75	0	21.51	21.74	21.49

Band/BW	Modulation	RB Size	RB Offset	Low CH (39750)	Mid CH (40620)	High CH (41490)
				Frequency (2506)MHz	Frequency (2593)MHz	Frequency (2680)MHz
41/ 20	QPSK	1	0	24.65	24.85	24.64
		1	50	24.72	**24.96**	24.68
		1	99	24.59	24.63	24.47
		50	0	**24.76**	24.91	**24.75**
		50	25	24.73	24.89	24.71
		50	50	24.69	24.87	24.62
		100	0	24.73	24.89	24.68
	16QAM	1	0	24.71	24.78	24.62
		1	50	24.77	24.80	24.68
		1	99	24.60	24.68	24.50
		50	0	23.62	23.86	23.65
		50	25	23.67	23.79	23.60
		50	50	23.60	23.84	23.54
		100	0	23.58	23.76	23.57
	64QAM	1	0	22.46	23.78	22.41
		1	50	22.52	22.69	22.47
		1	99	22.34	22.67	22.26
		50	0	21.55	21.78	21.57
		50	25	21.58	21.77	21.55
		50	50	21.52	21.68	21.44
		100	0	21.53	21.75	21.51

LTE band 42 Part 27Q

Band/BW	Modulation	RB Size	RB Offset	Low CH (42115) Frequency (3452.5)MHz	Mid CH (42590) Frequency (3500)MHz	High CH (43065) Frequency (3547.5)MHz
42/ 5	QPSK	1	0	23.57	23.37	23.49
		1	12	23.70	23.45	23.62
		1	24	23.40	23.30	23.38
		12	0	22.63	22.46	22.55
		12	6	22.64	22.51	22.54
		12	13	22.56	22.37	22.57
		25	0	22.60	22.44	22.45
	16QAM	1	0	22.58	22.43	22.53
		1	12	22.64	22.55	22.62
		1	24	22.53	22.29	22.44
		12	0	21.58	21.43	21.53
		12	6	21.63	21.45	21.55
		12	13	21.53	21.38	21.53
		25	0	21.62	21.36	21.52
	64QAM	1	0	21.17	21.08	21.14
		1	12	21.22	21.11	21.14
		1	24	21.05	20.91	21.03
		12	0	20.58	20.42	20.49
		12	6	20.61	20.50	20.50
		12	13	20.52	20.30	20.39
		25	0	20.60	20.38	20.47

Band/BW	Modulation	RB Size	RB Offset	Low CH (42140) Frequency (3455)MHz	Mid CH (42590) Frequency (3500)MHz	High CH (43040) Frequency (3545)MHz
42/ 10	QPSK	1	0	23.54	23.40	23.49
		1	24	23.70	23.45	23.63
		1	49	23.37	23.34	23.34
		25	0	22.64	22.45	22.58
		25	12	22.70	22.45	22.54
		25	25	22.54	22.34	22.56
		50	0	22.65	22.44	22.42
	16QAM	1	0	22.58	22.40	22.49
		1	24	22.69	22.51	22.65
		1	49	22.53	22.30	22.41
		25	0	21.60	21.41	21.59
		25	12	21.67	21.39	21.60
		25	25	21.52	21.39	21.50
		50	0	21.66	21.35	21.56
	64QAM	1	0	21.16	21.09	21.11
		1	24	21.27	21.07	21.18
		1	49	21.11	20.85	21.00
		25	0	20.56	20.39	20.55
		25	12	20.68	20.49	20.44
		25	25	20.51	20.27	20.41
		50	0	20.65	20.34	20.48

Band/BW	Modulation	RB Size	RB Offset	Low CH (42165) Frequency (3457.5)MHz	Mid CH (42590) Frequency (3500)MHz	High CH (43015) Frequency (3542.5)MHz
42/ 15	QPSK	1	0	23.61	23.40	23.46
		1	37	23.68	23.50	23.58
		1	74	23.43	23.37	23.35
		36	0	22.61	22.46	22.59
		36	19	22.71	22.50	22.54
		36	39	22.52	22.35	22.56
		75	0	22.65	22.42	22.47
	16QAM	1	0	22.62	22.47	22.49
		1	37	22.68	22.52	22.65
		1	74	22.49	22.35	22.43
		36	0	21.64	21.41	21.60
		36	19	21.61	21.43	21.56
		36	39	21.57	21.37	21.53
		75	0	21.67	21.38	21.49
	64QAM	1	0	21.18	21.10	21.12
		1	37	21.28	21.06	21.15
		1	74	21.07	20.84	21.03
		36	0	20.61	20.45	20.49
		36	19	20.62	20.43	20.46
		36	39	20.54	20.34	20.43
		75	0	20.64	20.32	20.49

Band/BW	Modulation	RB Size	RB Offset	Low CH (42190) Frequency (3460)MHz	Mid CH (42590) Frequency (3500)MHz	High CH (42990) Frequency (3540)MHz
42/ 20	QPSK	1	0	23.70	23.48	23.59
		1	50	**23.74**	**23.61**	**23.65**
		1	99	23.53	23.42	23.44
		50	0	22.70	22.57	22.62
		50	25	22.74	22.59	22.64
		50	50	22.66	22.50	22.60
		100	0	22.67	22.48	22.58
	16QAM	1	0	22.72	22.56	22.61
		1	50	22.75	22.63	22.69
		1	99	22.57	22.44	22.51
		50	0	21.72	21.57	21.63
		50	25	21.71	21.55	21.62
		50	50	21.68	21.47	21.60
		100	0	21.70	21.51	21.58
	64QAM	1	0	21.32	21.17	21.21
		1	50	21.33	21.19	21.22
		1	99	21.15	20.99	21.10
		50	0	20.68	20.55	20.59
		50	25	20.70	20.53	20.60
		50	50	20.61	20.43	20.53
		100	0	20.67	20.46	20.52

LTE Band 66

Band/BW	Modulation	RB Size	RB Offset	Low CH 131979 Frequency 1710.7MHz	Mid CH 132322 Frequency 1745MHz	High CH 132665 Frequency 1779.3MHz
66/ 1.4	QPSK	1	0	22.55	22.58	22.61
		1	2	22.68	22.60	22.71
		1	5	22.58	22.54	22.65
		3	0	22.59	22.58	22.69
		3	1	22.65	22.67	22.64
		3	3	22.56	22.48	22.61
		6	0	21.57	21.53	21.61
	16QAM	1	0	21.79	21.80	21.60
		1	2	21.90	21.76	21.71
		1	5	21.78	21.64	21.63
		3	0	21.54	21.62	21.75
		3	1	21.56	21.65	21.63
		3	3	21.52	21.55	21.60
		6	0	20.53	20.65	20.58
	64QAM	1	0	21.55	21.58	21.64
		1	2	21.61	21.57	21.63
		1	5	21.62	21.45	21.62
		3	0	21.60	21.62	21.61
		3	1	21.61	21.61	21.66
		3	3	21.57	21.47	21.57
		6	0	19.63	19.49	19.56

Band/BW	Modulation	RB Size	RB Offset	Low CH 131987 Frequency 1711.5MHz	Mid CH 132322 Frequency 1745MHz	High CH 132657 Frequency 1778.5MHz
66/ 3	QPSK	1	0	22.57	22.60	22.60
		1	7	22.64	22.61	22.71
		1	14	22.54	22.54	22.65
		8	0	21.58	21.61	21.69
		8	3	21.58	21.67	21.66
		8	7	21.53	21.55	21.65
		15	0	21.54	21.54	21.55
	16QAM	1	0	21.76	21.86	21.63
		1	7	21.87	21.79	21.69
		1	14	21.81	21.64	21.63
		8	0	20.50	20.63	20.75
		8	3	20.61	20.60	20.66
		8	7	20.54	20.53	20.56
		15	0	20.53	20.59	20.61
	64QAM	1	0	21.61	21.61	21.58
		1	7	21.64	21.51	21.62
		1	14	21.63	21.47	21.62
		8	0	20.63	19.66	20.62
		8	3	19.65	19.55	19.71
		8	7	20.54	19.51	19.53
		15	0	19.65	19.46	19.60

Band/BW	Modulation	RB Size	RB Offset	Low CH 131997	Mid CH 132322	High CH 132647
				Frequency 1712.5MHz	Frequency 1745MHz	Frequency 1777.5MHz
66/ 5	QPSK	1	0	22.58	22.55	22.61
		1	12	22.69	22.58	22.71
		1	24	22.55	22.53	22.69
		12	0	21.61	21.61	21.66
		12	6	21.58	21.68	21.67
		12	13	21.57	21.51	21.66
		25	0	21.52	21.57	21.58
	16QAM	1	0	21.77	21.82	21.63
		1	12	21.84	21.82	21.68
		1	24	21.81	21.64	21.62
		12	0	20.50	20.61	20.72
		12	6	20.58	20.64	20.62
		12	13	20.49	20.55	20.59
		25	0	20.53	20.60	20.58
	64QAM	1	0	21.55	21.58	21.64
		1	12	21.61	21.57	21.62
		1	24	21.56	21.52	21.62
		12	0	20.64	19.63	20.61
		12	6	19.59	19.62	19.70
		12	13	20.58	19.50	19.50
		25	0	19.61	19.52	19.58

Band/BW	Modulation	RB Size	RB Offset	Low CH 132022	Mid CH 132322	High CH 132622
				Frequency 1715MHz	Frequency 1745MHz	Frequency 1775MHz
66/ 10	QPSK	1	0	22.55	22.58	22.61
		1	24	22.69	22.58	22.72
		1	49	22.52	22.57	22.65
		25	0	21.62	21.60	21.69
		25	12	21.64	21.62	21.67
		25	25	21.55	21.48	21.65
		50	0	21.57	21.57	21.55
	16QAM	1	0	21.77	21.79	21.59
		1	24	21.89	21.78	21.71
		1	49	21.81	21.65	21.59
		25	0	20.52	20.59	20.78
		25	12	20.62	20.58	20.67
		25	25	20.48	20.56	20.56
		50	0	20.57	20.59	20.62
	64QAM	1	0	21.54	21.59	21.61
		1	24	21.66	21.53	21.66
		1	49	21.62	21.46	21.59
		25	0	20.62	19.60	20.67
		25	12	19.66	19.61	19.64
		25	25	20.57	19.47	19.52
		50	0	19.66	19.48	19.59

Band/BW	Modulation	RB Size	RB Offset	Low CH 132047 Frequency 1717.5 MHz	Mid CH 132322 Frequency 1745MHz	High CH 132597 Frequency 1772.5 MHz
66/ 15	QPSK	1	0	22.62	22.58	22.58
		1	37	22.67	22.63	22.67
		1	74	22.58	22.60	22.66
		36	0	21.59	21.61	21.70
		36	19	21.65	21.67	21.67
		36	39	21.53	21.49	21.65
		75	0	21.57	21.55	21.60
	16QAM	1	0	21.81	21.86	21.59
		1	37	21.88	21.79	21.71
		1	74	21.77	21.70	21.61
		36	0	20.56	20.59	20.79
		36	19	20.56	20.62	20.63
		36	39	20.53	20.54	20.59
		75	0	20.58	20.62	20.55
	64QAM	1	0	21.56	21.60	21.62
		1	37	21.67	21.52	21.63
		1	74	21.58	21.45	21.62
		36	0	20.67	19.66	20.61
		36	19	19.60	19.55	19.66
		36	39	20.60	19.54	19.54
		75	0	19.65	19.46	19.60

Band/BW	Modulation	RB Size	RB Offset	Low CH 132072	Mid CH 132322	High CH 132572
				Frequency 1720MHz	Frequency 1745MHz	Frequency 1770MHz
66/ 20	QPSK	1	0	22.63	22.62	22.66
		1	50	**22.71**	**22.66**	**22.73**
		1	99	22.60	22.61	22.70
		50	0	21.65	21.66	21.71
		50	25	21.66	21.69	21.72
		50	50	21.61	21.56	21.67
		100	0	21.58	21.59	21.63
	16QAM	1	0	21.84	21.87	21.65
		1	50	21.92	21.84	21.73
		1	99	21.83	21.72	21.64
		50	0	20.58	20.67	20.80
		50	25	20.64	20.66	20.68
		50	50	20.56	20.60	20.61
		100	0	20.59	20.67	20.63
	64QAM	1	0	21.62	21.63	21.66
		1	50	21.69	21.59	21.68
		1	99	21.64	21.53	21.64
		50	0	20.68	19.68	20.69
		50	25	19.67	19.63	19.72
		50	50	20.62	19.55	19.58
		100	0	19.67	19.54	19.61

EIRP
LTE BAND 4
CHANNEL BANDWIDTH: 1.4MHz QPSK

Channel	Frequency (MHz)	Conducted Power (dBm)	G_T-L_C (dB)	EIRP (dBm)	EIRP (mW)	Limit (W)
19957	1710.7	22.59	-1	21.59	144.21	1
20175	1732.5	22.64	-1	21.64	145.88	1
20393	1754.3	22.65	-1	21.65	146.22	1

CHANNEL BANDWIDTH: 1.4MHz 16QAM

Channel	Frequency (MHz)	Conducted Power (dBm)	G_T-L_C (dB)	EIRP (dBm)	EIRP (mW)	Limit (W)
19957	1710.7	21.82	-1	20.82	120.78	1
20175	1732.5	21.69	-1	20.69	117.22	1
20393	1754.3	21.86	-1	20.86	121.9	1

CHANNEL BANDWIDTH: 1.4MHz 64QAM

Channel	Frequency (MHz)	Conducted Power (dBm)	G_T-L_C (dB)	EIRP (dBm)	EIRP (mW)	Limit (W)
19957	1710.7	20.68	-1	19.68	92.9	1
20175	1732.5	20.71	-1	19.71	93.54	1
20393	1754.3	20.71	-1	19.71	93.54	1

CHANNEL BANDWIDTH: 3MHz QPSK

Channel	Frequency (MHz)	Conducted Power (dBm)	G_T-L_C (dB)	EIRP (dBm)	EIRP (mW)	Limit (W)
19965	1711.5	22.56	-1	21.56	143.22	1
20175	1732.5	22.58	-1	21.58	143.88	1
20385	1753.5	22.69	-1	21.69	147.57	1

CHANNEL BANDWIDTH: 3MHz 16QAM

Channel	Frequency (MHz)	Conducted Power (dBm)	G_T-L_C (dB)	EIRP (dBm)	EIRP (mW)	Limit (W)
19965	1711.5	21.8	-1	20.8	120.23	1
20175	1732.5	21.78	-1	20.78	119.67	1
20385	1753.5	21.78	-1	20.78	119.67	1

CHANNEL BANDWIDTH: 3MHz 64QAM

Channel	Frequency (MHz)	Conducted Power (dBm)	G_T-L_C (dB)	EIRP (dBm)	EIRP (mW)	Limit (W)
19965	1711.5	20.66	-1	19.66	92.47	1
20175	1732.5	20.71	-1	19.71	93.54	1
20385	1753.5	20.7	-1	19.7	93.33	1

CHANNEL BANDWIDTH: 5MHz QPSK

Channel	Frequency (MHz)	Conducted Power (dBm)	G_T-L_C (dB)	EIRP (dBm)	EIRP (mW)	Limit (W)
19975	1712.5	22.59	-1	21.59	144.21	1
20175	1732.5	22.65	-1	21.65	146.22	1
20375	1752.5	22.66	-1	21.66	146.55	1

CHANNEL BANDWIDTH: 5MHz 16QAM

Channel	Frequency (MHz)	Conducted Power (dBm)	G_T-L_C (dB)	EIRP (dBm)	EIRP (mW)	Limit (W)
19975	1712.5	21.84	-1	20.84	121.34	1
20175	1732.5	21.75	-1	20.75	118.85	1
20375	1752.5	21.84	-1	20.84	121.34	1

CHANNEL BANDWIDTH: 5MHz 64QAM

Channel	Frequency (MHz)	Conducted Power (dBm)	G_T-L_C (dB)	EIRP (dBm)	EIRP (mW)	Limit (W)
19975	1712.5	20.67	-1	19.67	92.68	1
20175	1732.5	20.71	-1	19.71	93.54	1
20375	1752.5	20.71	-1	19.71	93.54	1

CHANNEL BANDWIDTH: 10MHz QPSK

Channel	Frequency (MHz)	Conducted Power (dBm)	G_T-L_C (dB)	EIRP (dBm)	EIRP (mW)	Limit (W)
20000	1715	22.61	-1	21.61	144.88	1
20175	1732.5	22.66	-1	21.66	146.55	1
20350	1750	22.7	-1	21.7	147.91	1

CHANNEL BANDWIDTH: 10MHz 16QAM

Channel	Frequency (MHz)	Conducted Power (dBm)	G_T-L_C (dB)	EIRP (dBm)	EIRP (mW)	Limit (W)
20000	1715	21.87	-1	20.87	122.18	1
20175	1732.5	21.77	-1	20.77	119.4	1
20350	1750	21.87	-1	20.87	122.18	1

CHANNEL BANDWIDTH: 10MHz 64QAM

Channel	Frequency (MHz)	Conducted Power (dBm)	G_T-L_C (dB)	EIRP (dBm)	EIRP (mW)	Limit (W)
20000	1715	20.73	-1	19.73	93.97	1
20175	1732.5	20.74	-1	19.74	94.19	1
20350	1750	20.76	-1	19.76	94.62	1

CHANNEL BANDWIDTH: 15MHz QPSK

Channel	Frequency (MHz)	Conducted Power (dBm)	G_T-L_C (dB)	EIRP (dBm)	EIRP (mW)	Limit (W)
20025	1717.5	22.58	-1	21.58	143.88	1
20175	1732.5	22.7	-1	21.7	147.91	1
20325	1747.5	22.66	-1	21.66	146.55	1

CHANNEL BANDWIDTH: 15MHz 16QAM

Channel	Frequency (MHz)	Conducted Power (dBm)	G_T-L_C (dB)	EIRP (dBm)	EIRP (mW)	Limit (W)
20025	1717.5	21.87	-1	20.87	122.18	1
20175	1732.5	21.78	-1	20.78	119.67	1
20325	1747.5	21.84	-1	20.84	121.34	1

CHANNEL BANDWIDTH: 15MHz 64QAM

Channel	Frequency (MHz)	Conducted Power (dBm)	G_T-L_C (dB)	EIRP (dBm)	EIRP (mW)	Limit (W)
20025	1717.5	20.76	-1	19.76	94.62	1
20175	1732.5	20.75	-1	19.75	94.41	1
20325	1747.5	20.8	-1	19.8	95.5	1

CHANNEL BANDWIDTH: 20MHz QPSK

Channel	Frequency (MHz)	Conducted Power (dBm)	G_T-L_C (dB)	EIRP (dBm)	EIRP (mW)	Limit (W)
20050	1720	22.66	-1	21.66	146.55	1
20175	1732.5	22.72	-1	21.72	148.59	1
20300	1745	22.74	-1	21.74	149.28	1

CHANNEL BANDWIDTH: 20MHz 16QAM

Channel	Frequency (MHz)	Conducted Power (dBm)	G_T-L_C (dB)	EIRP (dBm)	EIRP (mW)	Limit (W)
20050	1720	21.94	-1	20.94	124.17	1
20175	1732.5	21.85	-1	20.85	121.62	1
20300	1745	21.89	-1	20.89	122.74	1

CHANNEL BANDWIDTH: 20MHz 64QAM

Channel	Frequency (MHz)	Conducted Power (dBm)	G_T-L_C (dB)	EIRP (dBm)	EIRP (mW)	Limit (W)
20050	1720	20.8	-1	19.8	95.5	1
20175	1732.5	20.79	-1	19.79	95.28	1
20300	1745	20.82	-1	19.82	95.94	1

LTE BAND 38

CHANNEL BANDWIDTH: 5MHz QPSK

Channel	Frequency (MHz)	Conducted Power (dBm)	G_T-L_C (dB)	EIRP (dBm)	EIRP (mW)	Limit (W)
37775	2572.5	23.79	0.5	24.29	268.53	2
38000	2595.0	23.69	0.5	24.19	262.42	2
38225	2617.5	23.62	0.5	24.12	258.23	2

CHANNEL BANDWIDTH: 5MHz 16QAM

Channel	Frequency (MHz)	Conducted Power (dBm)	G_T-L_C (dB)	EIRP (dBm)	EIRP (mW)	Limit (W)
37775	2572.5	22.88	0.5	23.38	217.77	2
38000	2595.0	22.79	0.5	23.29	213.3	2
38225	2617.5	22.72	0.5	23.22	209.89	2

CHANNEL BANDWIDTH: 5MHz 64QAM

Channel	Frequency (MHz)	Conducted Power (dBm)	G_T-L_C (dB)	EIRP (dBm)	EIRP (mW)	Limit (W)
37775	2572.5	21.47	0.5	21.97	157.4	2
38000	2595	21.38	0.5	21.88	154.17	2
38225	2617.5	21.29	0.5	21.79	151.01	2

CHANNEL BANDWIDTH: 10MHz QPSK

Channel	Frequency (MHz)	Conducted Power (dBm)	G_T-L_C (dB)	EIRP (dBm)	EIRP (mW)	Limit (W)
37800	2575.0	23.79	0.5	24.29	268.53	2
38000	2595.0	23.72	0.5	24.22	264.24	2
38200	2615.0	23.63	0.5	24.13	258.82	2

CHANNEL BANDWIDTH: 10MHz 16QAM

Channel	Frequency (MHz)	Conducted Power (dBm)	G_T-L_C (dB)	EIRP (dBm)	EIRP (mW)	Limit (W)
37800	2575.0	22.93	0.5	23.43	220.29	2
38000	2595.0	22.75	0.5	23.25	211.35	2
38200	2615.0	22.73	0.5	23.23	210.38	2

CHANNEL BANDWIDTH: 10MHz 64QAM

Channel	Frequency (MHz)	Conducted Power (dBm)	G_T-L_C (dB)	EIRP (dBm)	EIRP (mW)	Limit (W)
37800	2575	21.52	0.5	22.02	159.22	2
38000	2595	21.39	0.5	21.89	154.53	2
38200	2615	21.31	0.5	21.81	151.71	2

CHANNEL BANDWIDTH: 15MHz QPSK

Channel	Frequency (MHz)	Conducted Power (dBm)	G_T-L_C (dB)	EIRP (dBm)	EIRP (mW)	Limit (W)
37825	2577.5	23.78	0.5	24.28	267.92	2
38000	2595.0	23.72	0.5	24.22	264.24	2
38175	2612.5	23.58	0.5	24.08	255.86	2

CHANNEL BANDWIDTH: 15MHz 16QAM

Channel	Frequency (MHz)	Conducted Power (dBm)	G_T-L_C (dB)	EIRP (dBm)	EIRP (mW)	Limit (W)
37825	2577.5	22.92	0.5	23.42	219.79	2
38000	2595.0	22.81	0.5	23.31	214.29	2
38175	2612.5	22.73	0.5	23.23	210.38	2

CHANNEL BANDWIDTH: 15MHz 64QAM

Channel	Frequency (MHz)	Conducted Power (dBm)	G_T-L_C (dB)	EIRP (dBm)	EIRP (mW)	Limit (W)
37825	2577.5	21.53	0.5	22.03	159.59	2
38000	2595	21.4	0.5	21.9	154.88	2
38175	2612.5	21.28	0.5	21.78	150.66	2

CHANNEL BANDWIDTH: 20MHz QPSK

Channel	Frequency (MHz)	Conducted Power (dBm)	G_T-L_C (dB)	EIRP (dBm)	EIRP (mW)	Limit (W)
37850	2580.0	23.87	0.5	24.37	273.53	2
38000	2595.0	23.8	0.5	24.3	269.15	2
38150	2610.0	23.69	0.5	24.19	262.42	2

CHANNEL BANDWIDTH: 20MHz 16QAM

Channel	Frequency (MHz)	Conducted Power (dBm)	G_T-L_C (dB)	EIRP (dBm)	EIRP (mW)	Limit (W)
37850	2580.0	23	0.5	23.5	223.87	2
38000	2595.0	22.9	0.5	23.4	218.78	2
38150	2610.0	22.8	0.5	23.3	213.8	2

CHANNEL BANDWIDTH: 20MHz 64QAM

Channel	Frequency (MHz)	Conducted Power (dBm)	G_T-L_C (dB)	EIRP (dBm)	EIRP (mW)	Limit (W)
37850	2580	21.58	0.5	22.08	161.44	2
38000	2595	21.47	0.5	21.97	157.4	2
38150	2610	21.36	0.5	21.86	153.46	2

LTE BAND 41 （2.6G Band）

CHANNEL BANDWIDTH: 5MHz QPSK

Channel	Frequency (MHz)	Conducted Power (dBm)	G_T-L_C (dB)	EIRP (dBm)	EIRP (mW)	Limit (W)
39675	2498.5	21.65	0.5	22.15	164.06	2
40620	2593	21.88	0.5	22.38	172.98	2
41565	2687.5	21.66	0.5	22.16	164.44	2

CHANNEL BANDWIDTH: 5MHz 16QAM

Channel	Frequency (MHz)	Conducted Power (dBm)	G_T-L_C (dB)	EIRP (dBm)	EIRP (mW)	Limit (W)
39675	2498.5	21.57	0.5	22.07	161.06	2
40620	2593	21.78	0.5	22.28	169.04	2
41565	2687.5	21.54	0.5	22.04	159.96	2

CHANNEL BANDWIDTH: 5MHz 64QAM

Channel	Frequency (MHz)	Conducted Power (dBm)	G_T-L_C (dB)	EIRP (dBm)	EIRP (mW)	Limit (W)
39675	2498.5	19.04	0.5	19.54	89.95	2
40620	2593	19.29	0.5	19.79	95.28	2
41565	2687.5	19.01	0.5	19.51	89.33	2

CHANNEL BANDWIDTH: 10MHz QPSK

Channel	Frequency (MHz)	Conducted Power (dBm)	G_T-L_C (dB)	EIRP (dBm)	EIRP (mW)	Limit (W)
39700	2501	21.65	0.5	22.15	164.06	2
40620	2593	21.89	0.5	22.39	173.38	2
41540	2685	21.67	0.5	22.17	164.82	2

CHANNEL BANDWIDTH: 10MHz 16QAM

Channel	Frequency (MHz)	Conducted Power (dBm)	G_T-L_C (dB)	EIRP (dBm)	EIRP (mW)	Limit (W)
39700	2501	21.62	0.5	22.12	162.93	2
40620	2593	21.78	0.5	22.28	169.04	2
41540	2685	21.52	0.5	22.02	159.22	2

CHANNEL BANDWIDTH: 10MHz 64QAM

Channel	Frequency (MHz)	Conducted Power (dBm)	G_T-L_C (dB)	EIRP (dBm)	EIRP (mW)	Limit (W)
39700	2501	19.09	0.5	19.59	90.99	2
40620	2593	19.27	0.5	19.77	94.84	2
41540	2685	19.02	0.5	19.52	89.54	2

CHANNEL BANDWIDTH: 15MHz QPSK

Channel	Frequency (MHz)	Conducted Power (dBm)	G_T-L_C (dB)	EIRP (dBm)	EIRP (mW)	Limit (W)
39725	2503.5	21.65	0.5	22.15	164.06	2
40620	2593	21.89	0.5	22.39	173.38	2
41515	2682.5	21.62	0.5	22.12	162.93	2

CHANNEL BANDWIDTH: 15MHz 16QAM

Channel	Frequency (MHz)	Conducted Power (dBm)	G_T-L_C (dB)	EIRP (dBm)	EIRP (mW)	Limit (W)
39725	2503.5	21.62	0.5	22.12	162.93	2
40620	2593	21.78	0.5	22.28	169.04	2
41515	2682.5	21.48	0.5	21.98	157.76	2

CHANNEL BANDWIDTH: 15MHz 64QAM

Channel	Frequency (MHz)	Conducted Power (dBm)	G_T-L_C (dB)	EIRP (dBm)	EIRP (mW)	Limit (W)
39725	2503.5	19.09	0.5	19.59	90.99	2
40620	2593	19.27	0.5	19.77	94.84	2
41515	2682.5	18.99	0.5	19.49	88.92	2

CHANNEL BANDWIDTH: 20MHz QPSK

Channel	Frequency (MHz)	Conducted Power (dBm)	G_T-L_C (dB)	EIRP (dBm)	EIRP (mW)	Limit (W)
39750	2506	21.69	0.5	22.19	165.58	2
40620	2593	21.91	0.5	22.41	174.18	2
41490	2680	21.73	0.5	22.23	167.11	2

CHANNEL BANDWIDTH: 20MHz 16QAM

Channel	Frequency (MHz)	Conducted Power (dBm)	G_T-L_C (dB)	EIRP (dBm)	EIRP (mW)	Limit (W)
39750	2506	21.68	0.5	22.18	165.2	2
40620	2593	21.86	0.5	22.36	172.19	2
41490	2680	21.59	0.5	22.09	161.81	2

CHANNEL BANDWIDTH: 20 MHz 64QAM

Channel	Frequency (MHz)	Conducted Power (dBm)	G_T-L_C (dB)	EIRP (dBm)	EIRP (mW)	Limit (W)
39750	2506	19.15	0.5	19.65	92.26	2
40620	2593	19.36	0.5	19.86	96.83	2
41490	2680	19.11	0.5	19.61	91.41	2

LTE BAND 41 （2.6G Band）HPUE

CHANNEL BANDWIDTH: 5MHz QPSK

Channel	Frequency (MHz)	Conducted Power (dBm)	G_T-L_C (dB)	EIRP (dBm)	EIRP (mW)	Limit (W)
39675	2498.5	24.72	0.5	25.22	332.66	2
40620	2593	24.94	0.5	25.44	349.95	2
41565	2687.5	24.68	0.5	25.18	329.61	2

CHANNEL BANDWIDTH: 5MHz 16QAM

Channel	Frequency (MHz)	Conducted Power (dBm)	G_T-L_C (dB)	EIRP (dBm)	EIRP (mW)	Limit (W)
39675	2498.5	24.69	0.5	25.19	330.37	2
40620	2593	24.76	0.5	25.26	335.74	2
41565	2687.5	24.61	0.5	25.11	324.34	2

CHANNEL BANDWIDTH: 5MHz 64QAM

Channel	Frequency (MHz)	Conducted Power (dBm)	G_T-L_C (dB)	EIRP (dBm)	EIRP (mW)	Limit (W)
39675	2498.5	22.44	0.5	22.94	196.79	2
40620	2593	23.76	0.5	24.26	266.69	2
41565	2687.5	22.39	0.5	22.89	194.54	2

CHANNEL BANDWIDTH: 10MHz QPSK

Channel	Frequency (MHz)	Conducted Power (dBm)	G_T-L_C (dB)	EIRP (dBm)	EIRP (mW)	Limit (W)
39700	2501	24.73	0.5	25.23	333.43	2
40620	2593	24.95	0.5	25.45	350.75	2
41540	2685	24.71	0.5	25.21	331.89	2

CHANNEL BANDWIDTH: 10MHz 16QAM

Channel	Frequency (MHz)	Conducted Power (dBm)	G_T-L_C (dB)	EIRP (dBm)	EIRP (mW)	Limit (W)
39700	2501	24.74	0.5	25.24	334.2	2
40620	2593	24.78	0.5	25.28	337.29	2
41540	2685	24.64	0.5	25.14	326.59	2

CHANNEL BANDWIDTH: 10MHz 64QAM

Channel	Frequency (MHz)	Conducted Power (dBm)	G_T-L_C (dB)	EIRP (dBm)	EIRP (mW)	Limit (W)
39700	2501	22.49	0.5	22.99	199.07	2
40620	2593	23.73	0.5	24.23	264.85	2
41540	2685	22.43	0.5	22.93	196.34	2

CHANNEL BANDWIDTH: 15MHz QPSK

Channel	Frequency (MHz)	Conducted Power (dBm)	G_T-L_C (dB)	EIRP (dBm)	EIRP (mW)	Limit (W)
39725	2503.5	24.72	0.5	25.22	332.66	2
40620	2593	24.9	0.5	25.4	346.74	2
41515	2682.5	24.73	0.5	25.23	333.43	2

CHANNEL BANDWIDTH: 15MHz 16QAM

Channel	Frequency (MHz)	Conducted Power (dBm)	G_T-L_C (dB)	EIRP (dBm)	EIRP (mW)	Limit (W)
39725	2503.5	24.73	0.5	25.23	333.43	2
40620	2593	24.78	0.5	25.28	337.29	2
41515	2682.5	24.66	0.5	25.16	328.1	2

CHANNEL BANDWIDTH: 15MHz 64QAM

Channel	Frequency (MHz)	Conducted Power (dBm)	G_T-L_C (dB)	EIRP (dBm)	EIRP (mW)	Limit (W)
39725	2503.5	22.5	0.5	23	199.53	2
40620	2593	23.74	0.5	24.24	265.46	2
41515	2682.5	22.45	0.5	22.95	197.24	2

CHANNEL BANDWIDTH: 20MHz QPSK

Channel	Frequency (MHz)	Conducted Power (dBm)	G_T-L_C (dB)	EIRP (dBm)	EIRP (mW)	Limit (W)
39750	2506	24.76	0.5	25.26	335.74	2
40620	2593	24.96	0.5	25.46	351.56	2
41490	2680	24.75	0.5	25.25	334.97	2

CHANNEL BANDWIDTH: 20MHz 16QAM

Channel	Frequency (MHz)	Conducted Power (dBm)	G_T-L_C (dB)	EIRP (dBm)	EIRP (mW)	Limit (W)
39750	2506	24.77	0.5	25.27	336.51	2
40620	2593	24.8	0.5	25.3	338.84	2
41490	2680	24.68	0.5	25.18	329.61	2

CHANNEL BANDWIDTH: 20 MHz 64QAM

Channel	Frequency (MHz)	Conducted Power (dBm)	G_T-L_C (dB)	EIRP (dBm)	EIRP (mW)	Limit (W)
39750	2506	22.52	0.5	23.02	200.45	2
40620	2593	23.78	0.5	24.28	267.92	2
41490	2680	22.47	0.5	22.97	198.15	2

LTE Band 42

CHANNEL BANDWIDTH: 5MHz QPSK

Channel	Frequency (MHz)	Conducted Power (dBm)	G_T-L_C (dB)	EIRP (dBm)	EIRP (mW)	Limit (W)
42115	3452.5	21.08	0.5	21.58	143.88	1
42590	3500	20.93	0.5	21.43	139	1
43065	3547.5	20.92	0.5	21.42	138.68	1

CHANNEL BANDWIDTH: 5MHz 16QAM

Channel	Frequency (MHz)	Conducted Power (dBm)	G_T-L_C (dB)	EIRP (dBm)	EIRP (mW)	Limit (W)
42115	3452.5	20.01	0.5	20.51	112.46	1
42590	3500	20.2	0.5	20.7	117.49	1
43065	3547.5	20.07	0.5	20.57	114.02	1

CHANNEL BANDWIDTH: 5MHz 64QAM

Channel	Frequency (MHz)	Conducted Power (dBm)	G_T-L_C (dB)	EIRP (dBm)	EIRP (mW)	Limit (W)
42115	3452.5	18.94	0.5	19.44	87.9	1
42590	3500	18.85	0.5	19.35	86.1	1
43065	3547.5	18.81	0.5	19.31	85.31	1

CHANNEL BANDWIDTH: 10MHz QPSK

Channel	Frequency (MHz)	Conducted Power (dBm)	G_T-L_C (dB)	EIRP (dBm)	EIRP (mW)	Limit (W)
42140	3455	21.08	0.5	21.58	143.88	1
42590	3500	20.95	0.5	21.45	139.64	1
43040	3545	20.93	0.5	21.43	139	1

CHANNEL BANDWIDTH: 10MHz 16QAM

Channel	Frequency (MHz)	Conducted Power (dBm)	G_T-L_C (dB)	EIRP (dBm)	EIRP (mW)	Limit (W)
42140	3455	20.06	0.5	20.56	113.76	1
42590	3500	20.16	0.5	20.66	116.41	1
43040	3545	20.1	0.5	20.6	114.82	1

CHANNEL BANDWIDTH: 10MHz 64QAM

Channel	Frequency (MHz)	Conducted Power (dBm)	G_T-L_C (dB)	EIRP (dBm)	EIRP (mW)	Limit (W)
42140	3455	18.93	0.5	19.43	87.7	1
42590	3500	18.81	0.5	19.31	85.31	1
43040	3545	18.85	0.5	19.35	86.1	1

CHANNEL BANDWIDTH: 15MHz QPSK

Channel	Frequency (MHz)	Conducted Power (dBm)	G_T-L_C (dB)	EIRP (dBm)	EIRP (mW)	Limit (W)
42165	3457.5	21.06	0.5	21.56	143.22	1
42590	3500	20.98	0.5	21.48	140.6	1
43015	3542.5	20.88	0.5	21.38	137.4	1

CHANNEL BANDWIDTH: 15MHz 16QAM

Channel	Frequency (MHz)	Conducted Power (dBm)	G_T-L_C (dB)	EIRP (dBm)	EIRP (mW)	Limit (W)
42165	3457.5	20.05	0.5	20.55	113.5	1
42590	3500	20.19	0.5	20.69	117.22	1
43015	3542.5	20.1	0.5	20.6	114.82	1

CHANNEL BANDWIDTH: 15MHz 64QAM

Channel	Frequency (MHz)	Conducted Power (dBm)	G_T-L_C (dB)	EIRP (dBm)	EIRP (mW)	Limit (W)
42165	3457.5	18.95	0.5	19.45	88.1	1
42590	3500	18.82	0.5	19.32	85.51	1
43015	3542.5	18.82	0.5	19.32	85.51	1

CHANNEL BANDWIDTH: 20MHz QPSK

Channel	Frequency (MHz)	Conducted Power (dBm)	G_T-L_C (dB)	EIRP (dBm)	EIRP (mW)	Limit (W)
42190	3460	21.1	0.5	21.6	144.54	1
42590	3500	21.01	0.5	21.51	141.58	1
42990	3540	20.94	0.5	21.44	139.32	1

CHANNEL BANDWIDTH: 20MHz 16QAM

Channel	Frequency (MHz)	Conducted Power (dBm)	G_T-L_C (dB)	EIRP (dBm)	EIRP (mW)	Limit (W)
42190	3460	20.09	0.5	20.59	114.55	1
42590	3500	20.22	0.5	20.72	118.03	1
42990	3540	20.12	0.5	20.62	115.35	1

CHANNEL BANDWIDTH: 20MHz 64QAM

Channel	Frequency (MHz)	Conducted Power (dBm)	G_T-L_C (dB)	EIRP (dBm)	EIRP (mW)	Limit (W)
42190	3460	19.01	0.5	19.51	89.33	1
42590	3500	18.86	0.5	19.36	86.3	1
42990	3540	18.87	0.5	19.37	86.5	1

LTE BAND 66

CHANNEL BANDWIDTH: 1.4MHz QPSK

Channel	Frequency (MHz)	Conducted Power (dBm)	G_T-L_C (dB)	EIRP (dBm)	EIRP (mW)	Limit (W)
131979	1710.7	22.68	-1	21.68	147.23	1
132322	1745	22.67	-1	21.67	146.89	1
132665	1779.3	22.71	-1	21.71	148.25	1

CHANNEL BANDWIDTH: 1.4MHz 16QAM

Channel	Frequency (MHz)	Conducted Power (dBm)	G_T-L_C (dB)	EIRP (dBm)	EIRP (mW)	Limit (W)
131979	1710.7	21.9	-1	20.9	123.03	1
132322	1745	21.8	-1	20.8	120.23	1
132665	1779.3	21.75	-1	20.75	118.85	1

CHANNEL BANDWIDTH: 1.4MHz 64QAM

Channel	Frequency (MHz)	Conducted Power (dBm)	G_T-L_C (dB)	EIRP (dBm)	EIRP (mW)	Limit (W)
131979	1710.7	21.62	-1	20.62	115.35	1
132322	1745	21.62	-1	20.62	115.35	1
132665	1779.3	21.66	-1	20.66	116.41	1

CHANNEL BANDWIDTH: 3MHz QPSK

Channel	Frequency (MHz)	Conducted Power (dBm)	G_T-L_C (dB)	EIRP (dBm)	EIRP (mW)	Limit (W)
131987	1711.5	22.64	-1	21.64	145.88	1
132322	1745	22.61	-1	21.61	144.88	1
132657	1778.5	22.71	-1	21.71	148.25	1

CHANNEL BANDWIDTH: 3MHz 16QAM

Channel	Frequency (MHz)	Conducted Power (dBm)	G_T-L_C (dB)	EIRP (dBm)	EIRP (mW)	Limit (W)
131987	1711.5	21.87	-1	20.87	122.18	1
132322	1745	21.86	-1	20.86	121.9	1
132657	1778.5	21.69	-1	20.69	117.22	1

CHANNEL BANDWIDTH: 3MHz 64QAM

Channel	Frequency (MHz)	Conducted Power (dBm)	G_T-L_C (dB)	EIRP (dBm)	EIRP (mW)	Limit (W)
131987	1711.5	21.64	-1	20.64	115.88	1
132322	1745	21.61	-1	20.61	115.08	1
132657	1778.5	21.62	-1	20.62	115.35	1

CHANNEL BANDWIDTH: 5MHz QPSK

Channel	Frequency (MHz)	Conducted Power (dBm)	G_T-L_C (dB)	EIRP (dBm)	EIRP (mW)	Limit (W)
131997	1712.5	22.69	-1	21.69	147.57	1
132322	1745	22.58	-1	21.58	143.88	1
132647	1777.5	22.71	-1	21.71	148.25	1

CHANNEL BANDWIDTH: 5MHz 16QAM

Channel	Frequency (MHz)	Conducted Power (dBm)	G_T-L_C (dB)	EIRP (dBm)	EIRP (mW)	Limit (W)
131997	1712.5	21.84	-1	20.84	121.34	1
132322	1745	21.82	-1	20.82	120.78	1
132647	1777.5	21.68	-1	20.68	116.95	1

CHANNEL BANDWIDTH: 5MHz 64QAM

Channel	Frequency (MHz)	Conducted Power (dBm)	G_T-L_C (dB)	EIRP (dBm)	EIRP (mW)	Limit (W)
131997	1712.5	21.61	-1	20.61	115.08	1
132322	1745	21.58	-1	20.58	114.29	1
132647	1777.5	21.64	-1	20.64	115.88	1

CHANNEL BANDWIDTH: 10MHz QPSK

Channel	Frequency (MHz)	Conducted Power (dBm)	G_T-L_C (dB)	EIRP (dBm)	EIRP (mW)	Limit (W)
132022	1715	22.69	-1	21.69	147.57	1
132322	1745	22.58	-1	21.58	143.88	1
132622	1775	22.72	-1	21.72	148.59	1

CHANNEL BANDWIDTH: 10MHz 16QAM

Channel	Frequency (MHz)	Conducted Power (dBm)	G_T-L_C (dB)	EIRP (dBm)	EIRP (mW)	Limit (W)
132022	1715	21.89	-1	20.89	122.74	1
132322	1745	21.79	-1	20.79	119.95	1
132622	1775	21.71	-1	20.71	117.76	1

CHANNEL BANDWIDTH: 10MHz 64QAM

Channel	Frequency (MHz)	Conducted Power (dBm)	G_T-L_C (dB)	EIRP (dBm)	EIRP (mW)	Limit (W)
132022	1715	21.66	-1	20.66	116.41	1
132322	1745	21.59	-1	20.59	114.55	1
132622	1775	21.66	-1	20.66	116.41	1

CHANNEL BANDWIDTH: 15MHz QPSK

Channel	Frequency (MHz)	Conducted Power (dBm)	G_T-L_C (dB)	EIRP (dBm)	EIRP (mW)	Limit (W)
132047	1717.5	22.67	-1	21.67	146.89	1
132322	1745	22.63	-1	21.63	145.55	1
132597	1772.5	22.67	-1	21.67	146.89	1

CHANNEL BANDWIDTH: 15MHz 16QAM

Channel	Frequency (MHz)	Conducted Power (dBm)	G_T-L_C (dB)	EIRP (dBm)	EIRP (mW)	Limit (W)
132047	1717.5	21.88	-1	20.88	122.46	1
132322	1745	21.86	-1	20.86	121.9	1
132597	1772.5	21.71	-1	20.71	117.76	1

CHANNEL BANDWIDTH: 15MHz 64QAM

Channel	Frequency (MHz)	Conducted Power (dBm)	G_T-L_C (dB)	EIRP (dBm)	EIRP (mW)	Limit (W)
132047	1717.5	21.67	-1	20.67	116.68	1
132322	1745	21.6	-1	20.6	114.82	1
132597	1772.5	21.63	-1	20.63	115.61	1

CHANNEL BANDWIDTH: 20MHz QPSK

Channel	Frequency (MHz)	Conducted Power (dBm)	G_T-L_C (dB)	EIRP (dBm)	EIRP (mW)	Limit (W)
132072	1720	22.71	-1	21.71	148.25	1
132322	1745	22.66	-1	21.66	146.55	1
132572	1770	22.73	-1	21.73	148.94	1

CHANNEL BANDWIDTH: 20MHz 16QAM

Channel	Frequency (MHz)	Conducted Power (dBm)	G_T-L_C (dB)	EIRP (dBm)	EIRP (mW)	Limit (W)
132072	1720	21.92	-1	20.92	123.59	1
132322	1745	21.87	-1	20.87	122.18	1
132572	1770	21.73	-1	20.73	118.3	1

CHANNEL BANDWIDTH: 20MHz 64QAM

Channel	Frequency (MHz)	Conducted Power (dBm)	G_T-L_C (dB)	EIRP (dBm)	EIRP (mW)	Limit (W)
132072	1720	21.69	-1	20.69	117.22	1
132322	1745	21.63	-1	20.63	115.61	1
132572	1770	21.68	-1	20.68	116.95	1

REMARKS: ERP Output Power (dBm) = EIRP (dBm) -2.15(dB).

3.2 FREQUENCY STABILITY MEASUREMENT

3.2.1 LIMITS OF FREQUENCY STABILIITY MEASUREMENT

The frequency stability shall be sufficient to ensure that the fundamental emissions stay within the authorized bands of operation.

3.2.2 TEST PROCEDURE

a. Device is placed at the oven room. The oven room could control the temperatures and humidity. Power warm up is at least 15 min and power applied should perform before recording frequency error.
b. EUT is connected the external power supply to control the DC input power. The test voltage range is from minimum to maximum working voltage. Each step shall be record the frequency error rate.
c. The temperature range step is 10 degrees in this test items. All temperature levels shall be hold the ±0.5℃ during the measurement testing. The each temperature step shall be at least 0.5 hours, consider the EUT could be test under the stability condition.

NOTE: The frequency error was recorded frequency error from the communication simulator.

3.2.3 TEST SETUP

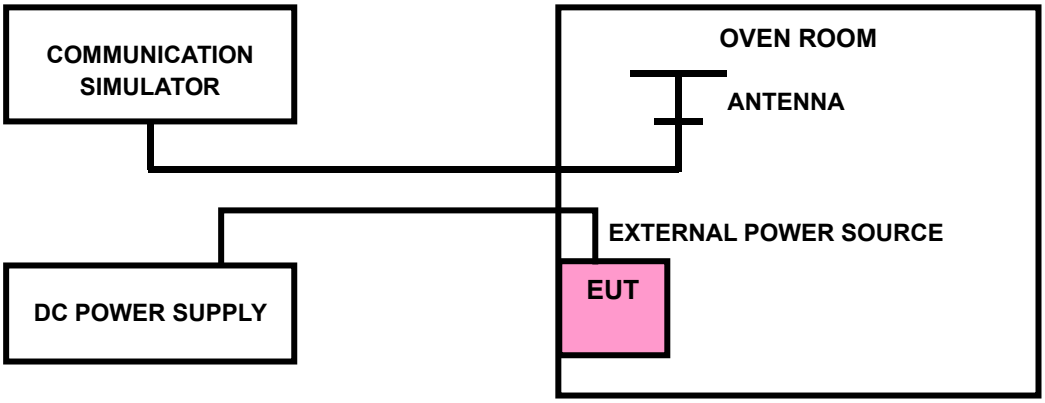

3.2.4 TEST RESULTS

Please Refer to Appendix Of this test report.

3.3 OCCUPIED BANDWIDTH MEASUREMENT

3.3.1 LIMITS OF OCCUPIED BANDWIDTH MEASUREMENT

The width of a frequency band such that, below the lower and above the upper frequency limits, the mean powers emitted are each equal to a specified percentage 0.5 %of the total mean power of a given emission.

3.3.2 TEST SETUP

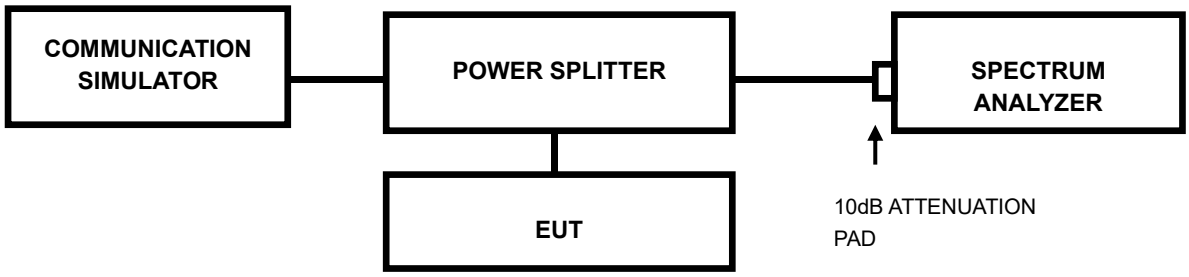

3.3.3 TEST PROCEDURES

a. The conducted occupied bandwidth used the power splitter via EUT RF power connector between simulation base station and spectrum analyzer.
b. Use OBW measurement function of Spectrum analyzer to measure 99 % occupied bandwidth.

3.3.4 TEST RESULTS

Please Refer to Appendix Of this test report.

3.4 BAND EDGE MEASUREMENT

3.4.1 LIMITS OF BAND EDGE MEASUREMENT

According to FCC Part 27.53(h) specified that for operations in the 1710-1755 MHz band, the power of any emission outside a licensee's frequency band(s) of operation shall be attenuated below the transmitter power (P) within the licensed band(s) of operation, measured in watts, by at least 43 + 10 log (P) dB. However, in the 1-megahertz bands immediately outside and adjacent to the licensee's frequency block, a resolution bandwidth of at least one percent of the emission bandwidth of the fundamental emission of the transmitter may be employed.

47 CFR 27.50(d)(4)

Fixed, mobile, and portable (hand-held) stations operating in the 1710–1755 MHz band and mobile and portable stations operating in the 1695–1710 MHz and 1755–1780 MHz bands are limited to 1-watt EIRP. Fixed stations operating in the 1710–1755 MHz band are limited to a maximum antenna height of 10 meters above ground. Mobile and portable stations operating in these bands must employ a means for limiting power to the minimum necessary for successful communications.

47 CFR 27.50(k)(3)

3450 – 3550 MHz : Mobile devices are limited to 1Watt (30 dBm) EIRP. Mobile devices operating in these bands must employ a means for limiting power to the minimum necessary for successful communications.

3.4.2 TEST SETUP

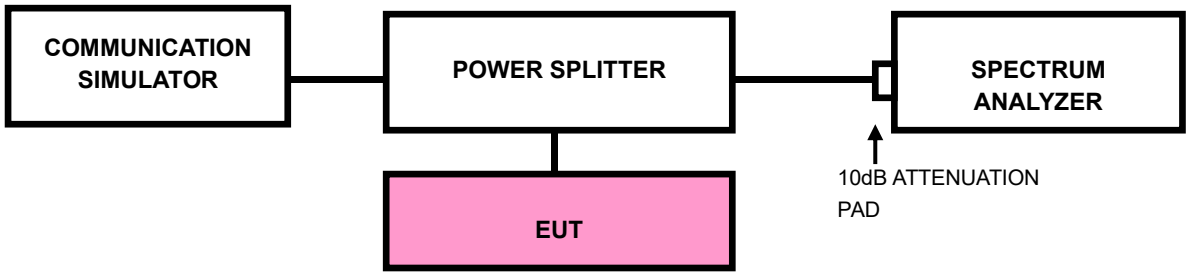

3.4.3 TEST PROCEDURES

a) Connect the transmitter to the spectrum analyzer via coaxial cable while ensuring proper impedance matching.

b) Tune the analyzer to the nominal center frequency of the emission bandwidth (EBW).

c) Set the resolution bandwidth (RBW) ≧ 1% EBW in the 1MHz band immediately outside and adjacent to the band edge.

d) Beyond the 1MHz band from the band edge, RBW=1MHz was used.

e) Set the video bandwidth (VBW) to ≧3 x RBW.

f) Select the average power (RMS) display detector.

g) Set the number of measurement points to ≧ 1001.

h) Use auto-coupled sweep time.

i) Perform the measurement over an interval of time when the transmission is continuous and at its maximum power level.

j) The RF fundamental frequency should be excluded against the limit line in the operating frequency band and use RBW is 10KHz or 100KHz.

k) Record the max trace plot into the test report.

3.4.4 TEST RESULTS

Please Refer to Appendix Of this test report.

3.5 CONDUCTED SPURIOUS EMISSIONS

3.5.1 LIMITS OF CONDUCTED SPURIOUS EMISSIONS MEASUREMENT

For LTE Band4/66
The power of any emission outside of the authorized operating frequency ranges must be attenuated below the transmitting power (P) by a factor of at least 43 + 10 log(P) dB. The emission limit is equal to –13dBm.

For: LTE Band42
For mobile operations in the 3450–3550 MHz band, the conducted power of any emission outside the licensee's authorized bandwidth shall not exceed -13 dBm/MHz.

For LTE Band38/41

The power of any emission outside a licensee's frequency block shall be attenuated below the transmitter power (P) by at least 55 +10 log10(P) dB. The limit of emission is equal to -25dBm.

3.5.2 TEST PROCEDURE

a. The EUT makes a phone call to the communication simulator. All measurements were done at low, middle and high operational frequency range.

b. Measuring frequency range is from 9kHz up to a frequency including its 10th harmonic. 10dB attenuation pad is connected with spectrum. RBW=1MHz and VBW=3MHz is used for conducted emission measurement.

3.5.3 TEST SETUP

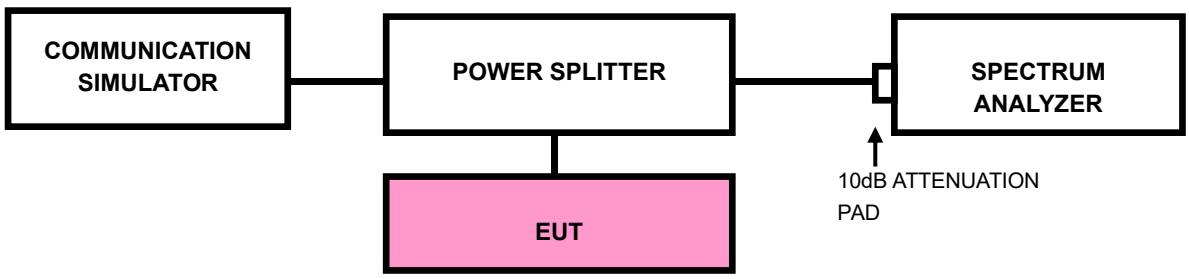

3.5.4 TEST RESULTS

NOTE：The 9K~30MHz amplitude of spurious emissions attenuated more than 20 dB below the permissible value is not required in the report.

Please Refer to Appendix Of this test report.

3.6 RADIATED EMISSION MEASUREMENT

3.6.1 LIMITS OF RADIATED EMISSION MEASUREMENT

For LTE Band4/66
The power of any emission outside of the authorized operating frequency ranges must be attenuated below the transmitting power (P) by a factor of at least 43 + 10 log(P) dB. The emission limit is equal to –13dBm.

For: LTE Band42
For mobile operations in the 3450–3550 MHz band, the conducted power of any emission outside the licensee's authorized bandwidth shall not exceed -13 dBm/MHz.

For LTE Band38/41

The power of any emission outside a licensee's frequency block shall be attenuated below the transmitter power (P) by at least 55 +10 log10(P) dB. The limit of emission is equal to -25dBm.

3.6.2 TEST PROCEDURES

a. Substitution method is used for E.I.R.P measurement. In the semi-anechoic chamber, EUT placed on the 0.8m height of Turn Table, rotated the table around 360 degrees to search the maximum radiation power and receiver antenna shall be rotated vertical and horizontal polarization and moved height from 1m to 4m to find the maximum polar radiated power. The “Read Value” is the spectrum reading the maximum power value.
b. The substitution horn antenna is substituted for EUT at the same position and signals generator export the CW signal to the substitution antenna via a TX cable. Rotated the Turn Table and moved receiving antenna to find the maximum radiation power. Adjust output power level of S.G to get a Value of spectrum reading equal to “Read Value “ of step a. Record the power level of S.G.
c. EIRP = Output power level of S.G – TX cable loss + Antenna gain of substitution horn.
d. E.R.P power can be calculated form E.I.R.P power by subtracting the gain of dipole, E.R.P power = E.I.P.R power - 2.15dBi.

NOTE: The resolution bandwidth of spectrum analyzer is 1 MHz and the video bandwidth is 3 MHz.

3.6.3 DEVIATION FROM TEST STANDARD

No deviation

3.6.4 TEST SETUP

< Frequency Range below 30MHz >

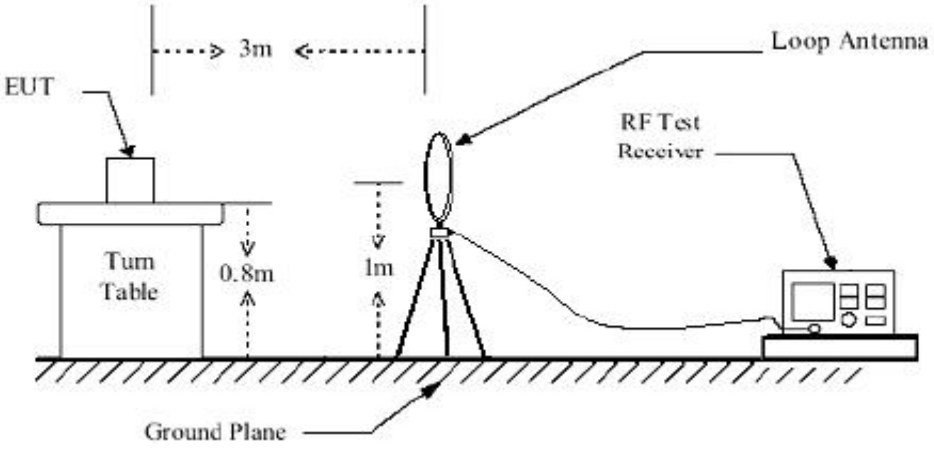

< Frequency Range 30MHz~1GHz >

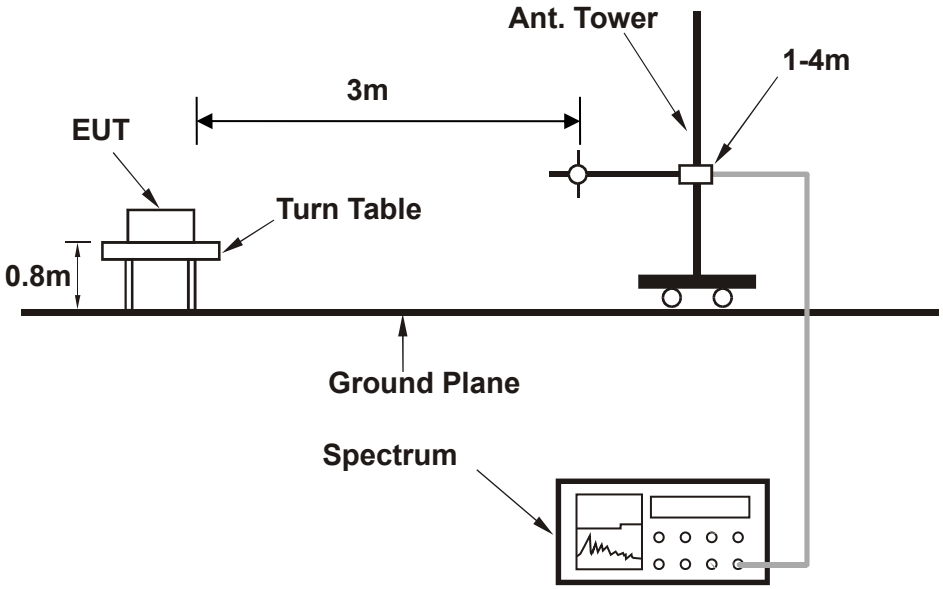

<Frequency Range above 1GHz>

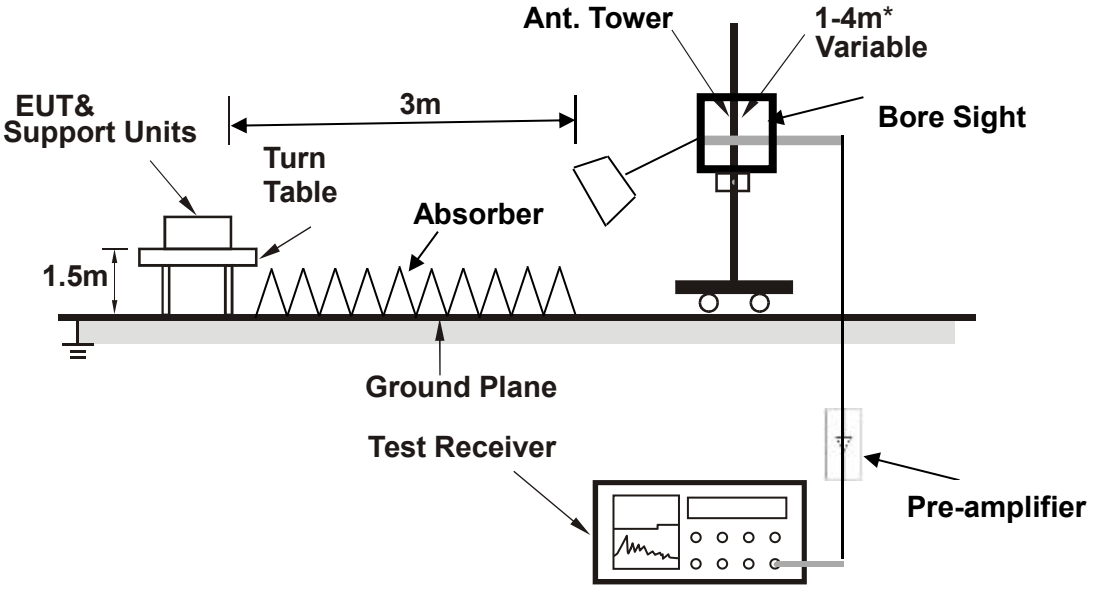

Note: Above 1G is a directional antenna depends on the EUT height and the antenna 3dB beamwidth both, refer to section 7.3 of CISPR 16-2-3.

For the actual test configuration, please refer to the attached file (Test Setup Photo).

3.6.5 TEST RESULTS

NOTE：The 9K~30MHz amplitude of spurious emissions attenuated more than 20 dB below the permissible value is not required in the report.

BELOW 1GHz WORST-CASE DATA

30 MHz – 1GHz data:

LTE Band 41
CHANNEL BANDWIDTH: 20MHz / QPSK

MODE	TX channel 39750	**FREQUENCY RANGE**	Below 1000MHz
ENVIRONMENTAL CONDITIONS	23deg. C, 70%RH	**INPUT POWER**	AC 120V 60HZ
TESTED BY	Chao Wu		
ANTENNA POLARITY & TEST DISTANCE: HORIZONTAL AT 3 M			

Rg	Frequency [MHz]	PK+ Level [dBm]	PK+ Limit [dBm]	PK+ Margin [dB]	Correction [dB]	Polarization	Azimuth [deg]	Antenna Height [m]
1	32.650	-60.08	-25.00	35.08	6.64	H	129.7	1
1	59.450	-67.78	-25.00	42.78	2.40	H	129.7	1
1	96.000	-73.98	-25.00	48.98	-4.14	H	225.4	2
1	233.700	-66.83	-25.00	41.83	8.23	H	4.4	2
1	441.900	-68.61	-25.00	43.61	7.04	H	1	2
2	930.471	-61.51	-25.00	36.51	13.72	H	1	2

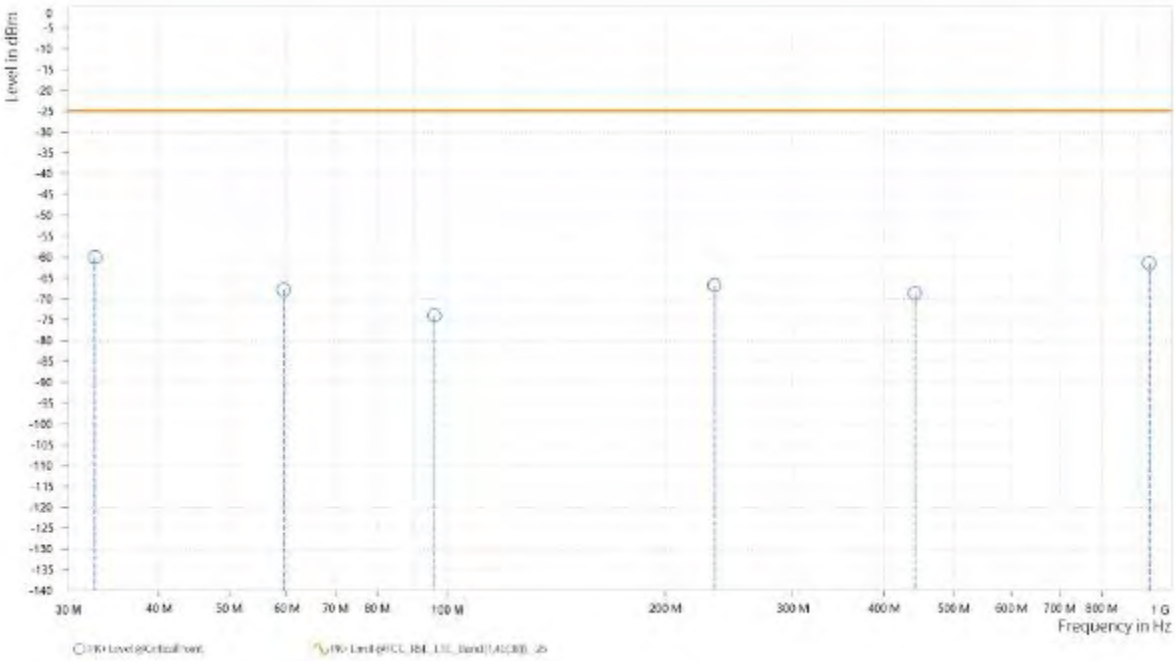

MODE	TX channel 39750	FREQUENCY RANGE	Below 1000MHz
ENVIRONMENTAL CONDITIONS	23deg. C, 70%RH	INPUT POWER	AC 120V 60HZ
TESTED BY	Chao Wu		
ANTENNA POLARITY & TEST DISTANCE: VERTICAL AT 3 M			

Rg	Frequency [MHz]	PK+ Level [dBm]	PK+ Limit [dBm]	PK+ Margin [dB]	Correction [dB]	Polarization	Azimuth [deg]	Antenna Height [m]
1	42.350	-63.57	-25.00	38.57	5.89	V	5	1
1	103.400	-61.24	-25.00	36.24	9.95	V	5	1
1	194.050	-73.25	-25.00	48.25	0.16	V	359.1	2
1	369.700	-69.79	-25.00	44.79	6.62	V	325.7	2
2	588.692	-67.88	-25.00	42.88	8.07	V	356.1	2
2	957.833	-61.77	-25.00	36.77	13.51	V	1	2

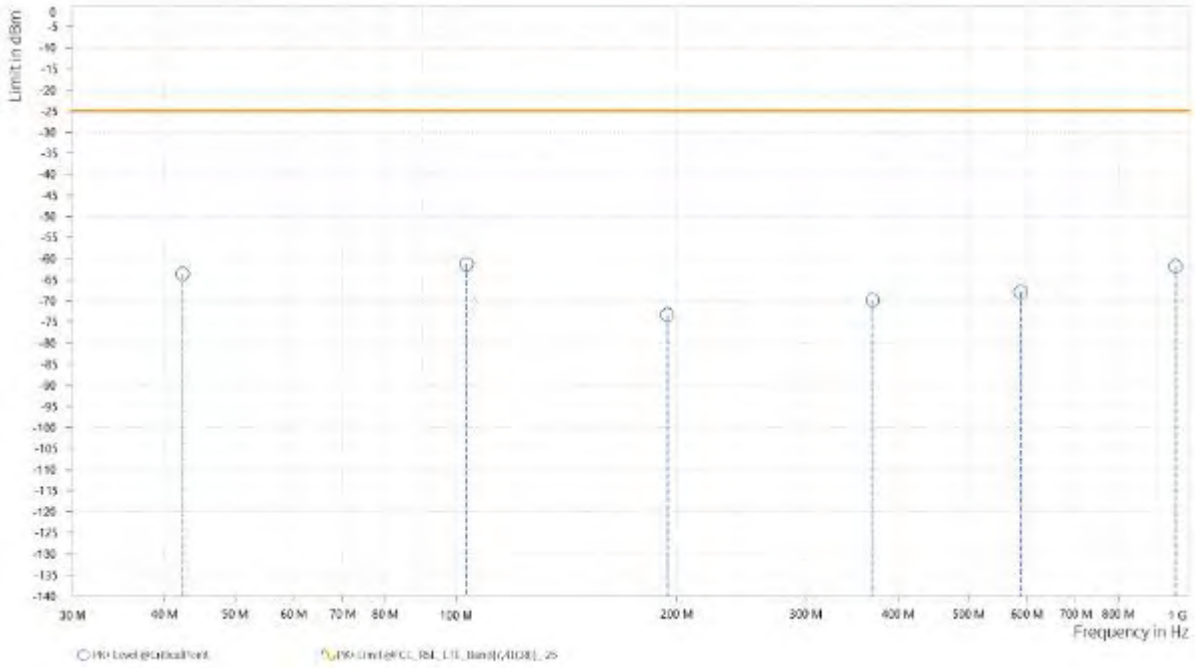

ABOVE 1GHz

Note: For higher frequency, the emission is too low to be detected.

LTE BAND 41

CHANNEL BANDWIDTH: 5MHz / QPSK

MODE	TX channel 40620	**FREQUENCY RANGE**	Above 1000MHz
ENVIRONMENTAL CONDITIONS	23deg. C, 70%RH	**INPUT POWER**	AC 120V 60HZ
TESTED BY	Chao Wu		
ANTENNA POLARITY & TEST DISTANCE: HORIZONTAL AT 3 M			

Rg	Frequency [MHz]	PK+ Level [dBm]	PK+ Limit [dBm]	PK+ Margin [dB]	Correction [dB]	Polarization	Azimuth [deg]	Antenna Height [m]
4	5,181.500	-55.54	-25.00	30.54	17.17	H	129.8	2
4	7,955.000	-49.74	-25.00	24.74	22.02	H	129.8	2

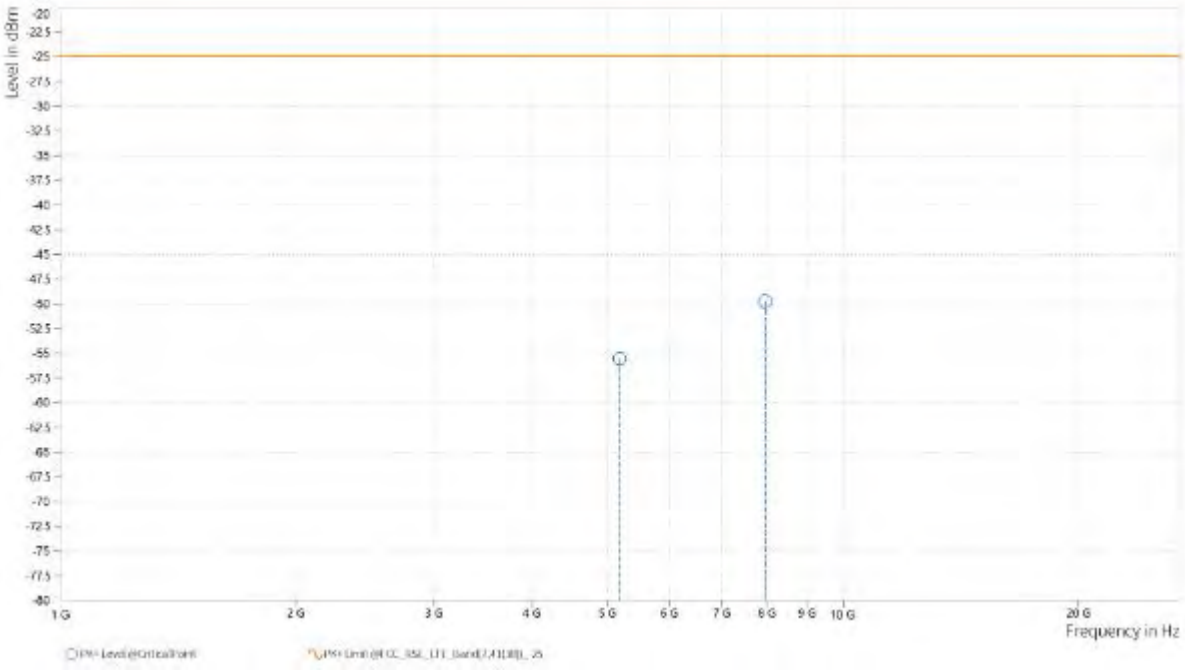

MODE	TX channel 40620	FREQUENCY RANGE	Above 1000MHz
ENVIRONMENTAL CONDITIONS	23deg. C, 70%RH	INPUT POWER	AC 120V 60HZ
TESTED BY	Chao Wu		
ANTENNA POLARITY & TEST DISTANCE: VERTICAL AT 3 M			

Rg	Frequency [MHz]	PK+ Level [dBm]	PK+ Limit [dBm]	PK+ Margin [dB]	Correction [dB]	Polarization	Azimuth [deg]	Antenna Height [m]
4	5,181.000	-55.14	-25.00	30.14	17.17	V	359.1	1
4	7,928.000	-49.59	-25.00	24.59	21.85	V	1	2

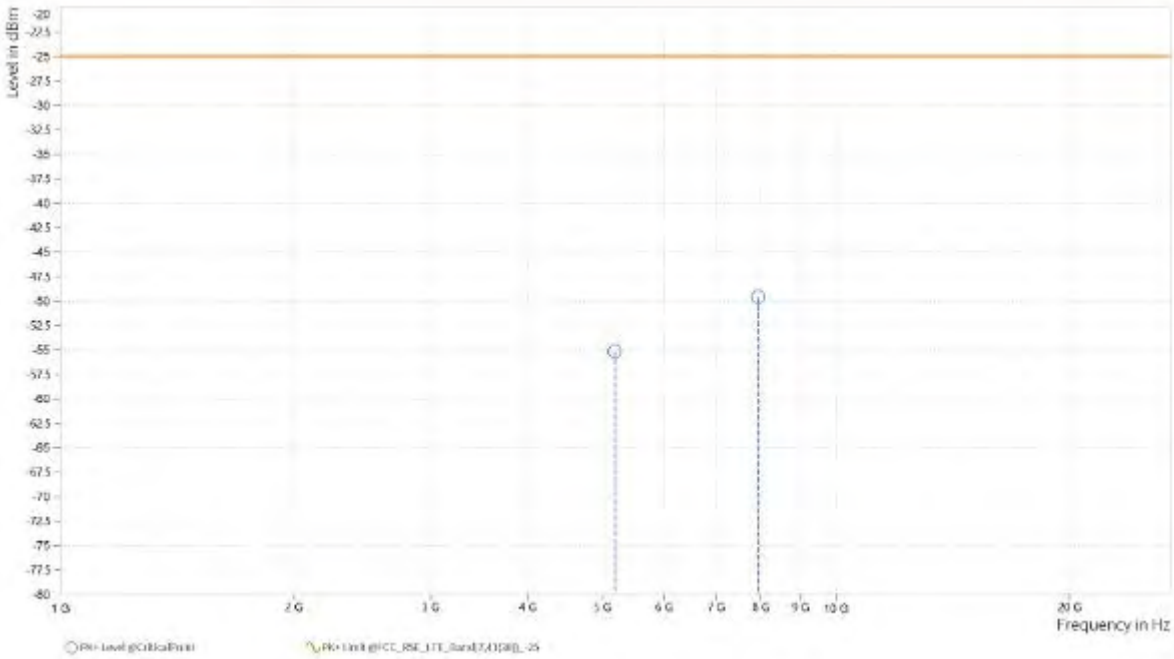

CHANNEL BANDWIDTH: 10MHz / QPSK

MODE	TX channel 40620	**FREQUENCY RANGE**	Above 1000MHz
ENVIRONMENTAL CONDITIONS	23deg. C, 70%RH	**INPUT POWER**	AC 120V 60HZ
TESTED BY	Chao Wu		
ANTENNA POLARITY & TEST DISTANCE: HORIZONTAL AT 3 M			

Rg	Frequency [MHz]	PK+ Level [dBm]	PK+ Limit [dBm]	PK+ Margin [dB]	Correction [dB]	Polarization	Azimuth [deg]	Antenna Height [m]
4	5,177.000	-54.55	-25.00	29.55	17.18	H	128.7	2
4	7,947.500	-50.13	-25.00	25.13	22.05	H	243.2	1

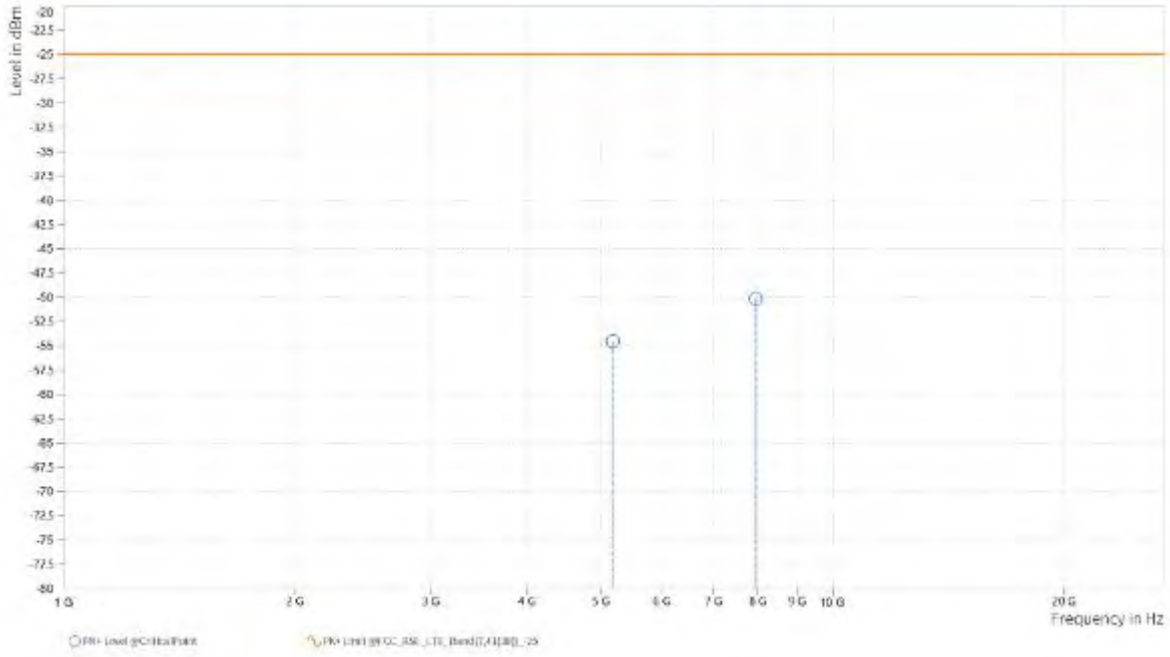

MODE	TX channel 40620	FREQUENCY RANGE	Above 1000MHz
ENVIRONMENTAL CONDITIONS	23deg. C, 70%RH	INPUT POWER	AC 120V 60HZ
TESTED BY	Chao Wu		
ANTENNA POLARITY & TEST DISTANCE: VERTICAL AT 3 M			

Rg	Frequency [MHz]	PK+ Level [dBm]	PK+ Limit [dBm]	PK+ Margin [dB]	Correction [dB]	Polarization	Azimuth [deg]	Antenna Height [m]
4	5,177.000	-53.54	-25.00	28.54	17.18	V	359.2	1
4	7,984.000	-49.69	-25.00	24.69	22.00	V	1	1

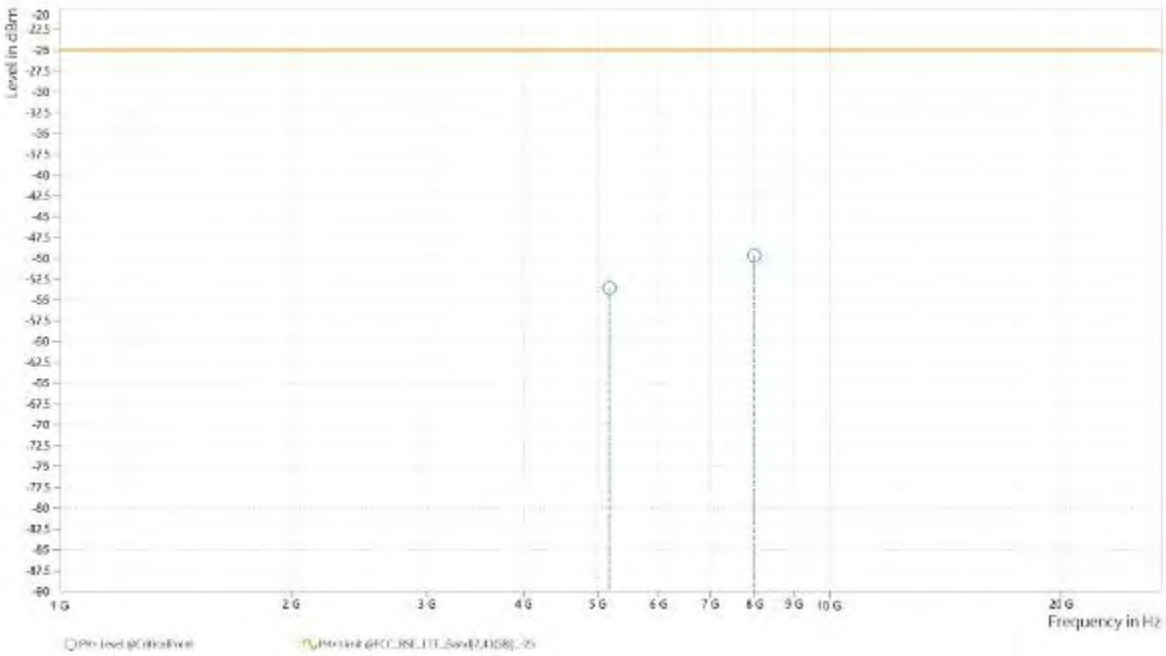

CHANNEL BANDWIDTH: 15MHz / QPSK

CH40620

MODE	TX channel 40620	**FREQUENCY RANGE**	Above 1000MHz
ENVIRONMENTAL CONDITIONS	23deg. C, 70%RH	**INPUT POWER**	AC 120V 60HZ
TESTED BY	Chao Wu		
ANTENNA POLARITY & TEST DISTANCE: HORIZONTAL AT 3 M			

Rg	Frequency [MHz]	PK+ Level [dBm]	PK+ Limit [dBm]	PK+ Margin [dB]	Correction [dB]	Polarization	Azimuth [deg]	Antenna Height [m]
4	5,172.000	-54.55	-25.00	29.55	17.19	H	359.1	1
4	7,975.000	-49.79	-25.00	24.79	21.94	H	0.9	2

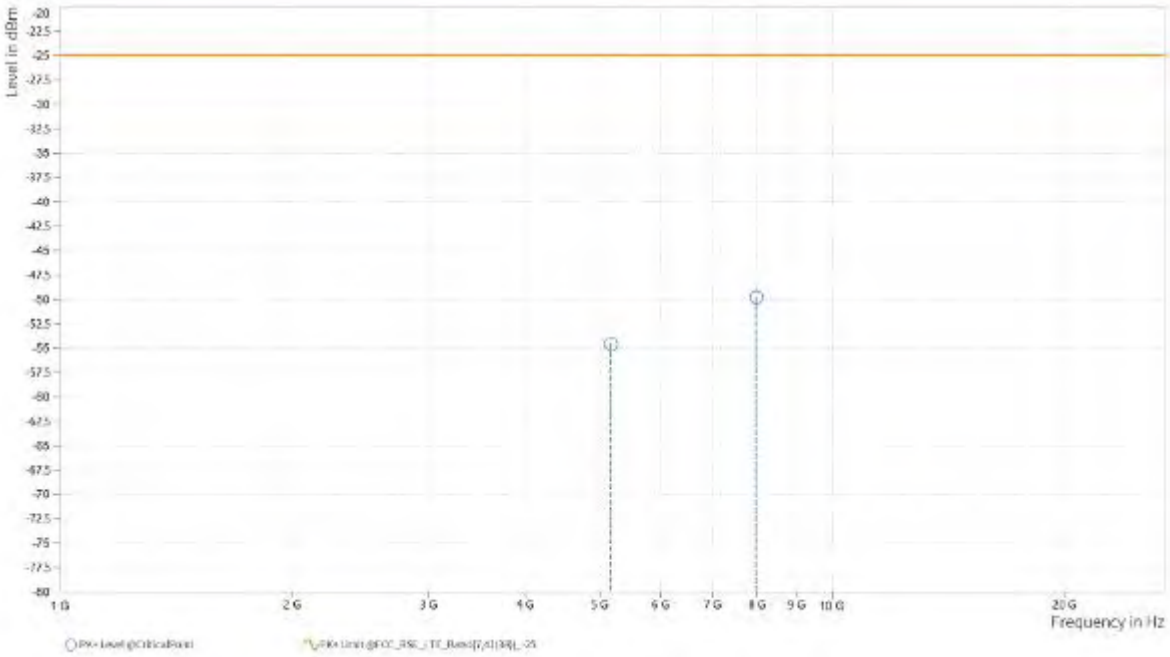

MODE	TX channel 40620	FREQUENCY RANGE	Above 1000MHz
ENVIRONMENTAL CONDITIONS	23deg. C, 70%RH	INPUT POWER	AC 120V 60HZ
TESTED BY	Chao Wu		
ANTENNA POLARITY & TEST DISTANCE: VERTICAL AT 3 M			

Rg	Frequency [MHz]	PK+ Level [dBm]	PK+ Limit [dBm]	PK+ Margin [dB]	Correction [dB]	Polarization	Azimuth [deg]	Antenna Height [m]
4	5,172.000	-55.57	-25.00	30.57	17.19	V	359.1	1
4	7,940.500	-50.19	-25.00	25.19	21.97	V	233.6	2

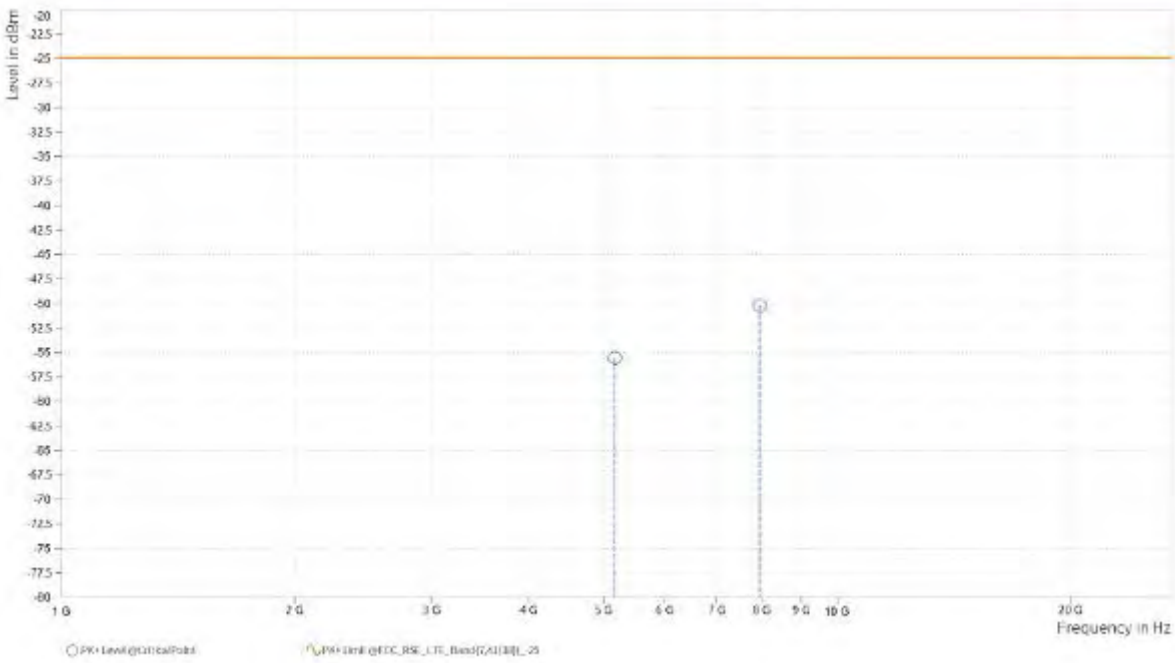

CHANNEL BANDWIDTH: 20MHz / QPSK

CH39750

MODE	TX channel 39750	**FREQUENCY RANGE**	Above 1000MHz
ENVIRONMENTAL CONDITIONS	23deg. C, 70%RH	**INPUT POWER**	AC 120V 60HZ
TESTED BY	Chao Wu		
ANTENNA POLARITY & TEST DISTANCE: HORIZONTAL AT 3 M			

Rg	Frequency [MHz]	PK+ Level [dBm]	PK+ Limit [dBm]	PK+ Margin [dB]	Correction [dB]	Polarization	Azimuth [deg]	Antenna Height [m]
4	4,994.000	-48.37	-25.00	23.37	25.79	H	359	2
5	7,992.530	-42.36	-25.00	17.36	29.52	H	267.3	1

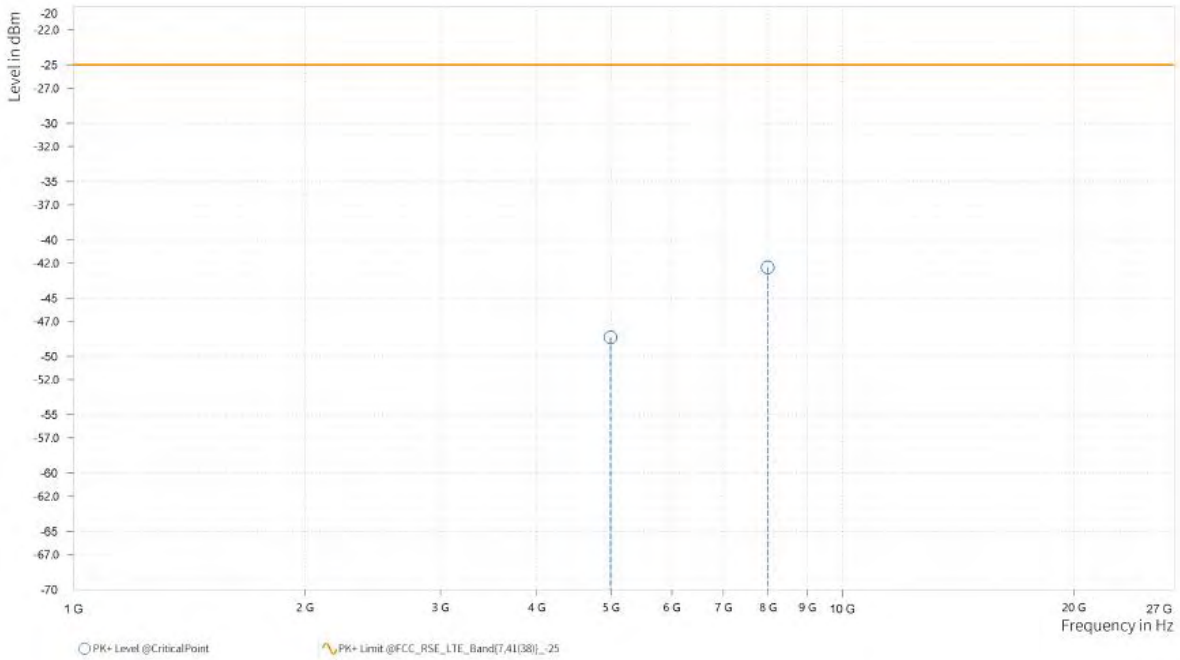

MODE	TX channel 39750	FREQUENCY RANGE	Above 1000MHz
ENVIRONMENTAL CONDITIONS	23deg. C, 70%RH	INPUT POWER	AC 120V 60HZ
TESTED BY	Chao Wu		
ANTENNA POLARITY & TEST DISTANCE: VERTICAL AT 3 M			

Rg	Frequency [MHz]	PK+ Level [dBm]	PK+ Limit [dBm]	PK+ Margin [dB]	Correction [dB]	Polarization	Azimuth [deg]	Antenna Height [m]
4	4,994.000	-46.84	-25.00	21.84	25.65	V	0.9	2
5	7,666.182	-42.42	-25.00	17.42	29.36	V	1	1

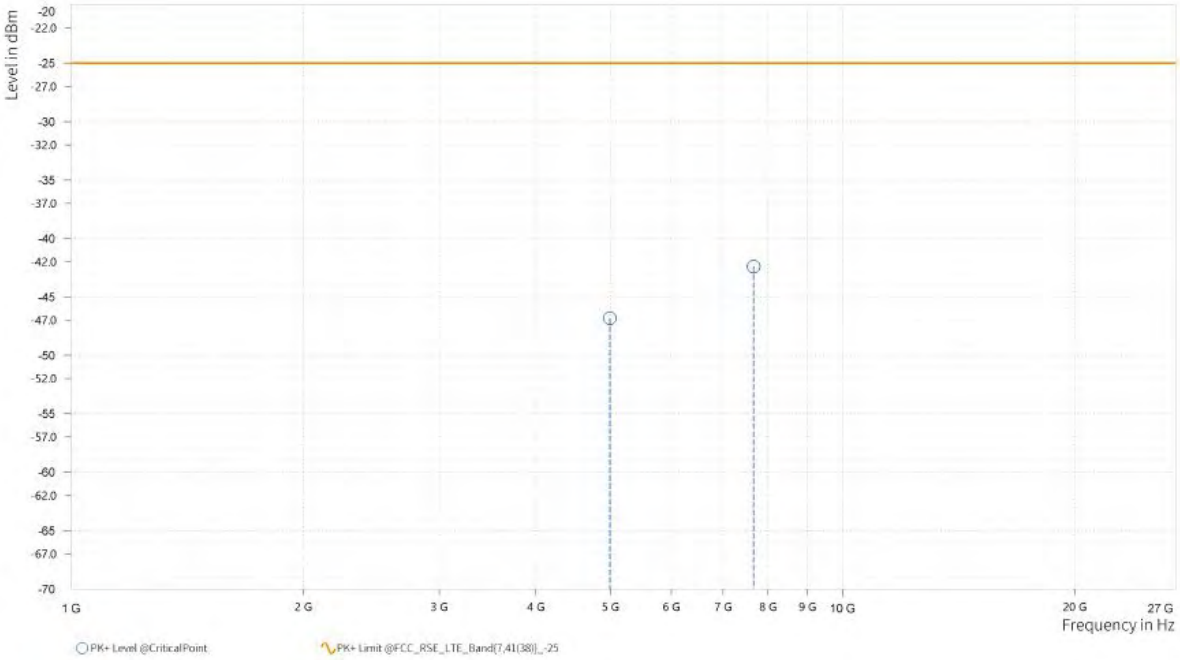

MODE	TX channel 40620	FREQUENCY RANGE	Above 1000MHz
ENVIRONMENTAL CONDITIONS	23deg. C, 70%RH	INPUT POWER	AC 120V 60HZ
TESTED BY	Chao Wu		
ANTENNA POLARITY & TEST DISTANCE: HORIZONTAL AT 3 M			

Rg	Frequency [MHz]	PK+ Level [dBm]	PK+ Limit [dBm]	PK+ Margin [dB]	Correction [dB]	Polarization	Azimuth [deg]	Antenna Height [m]
4	5,168.500	-46.38	-25.00	21.38	27.00	H	359	1
5	7,217.227	-42.24	-25.00	17.24	29.00	H	266	1

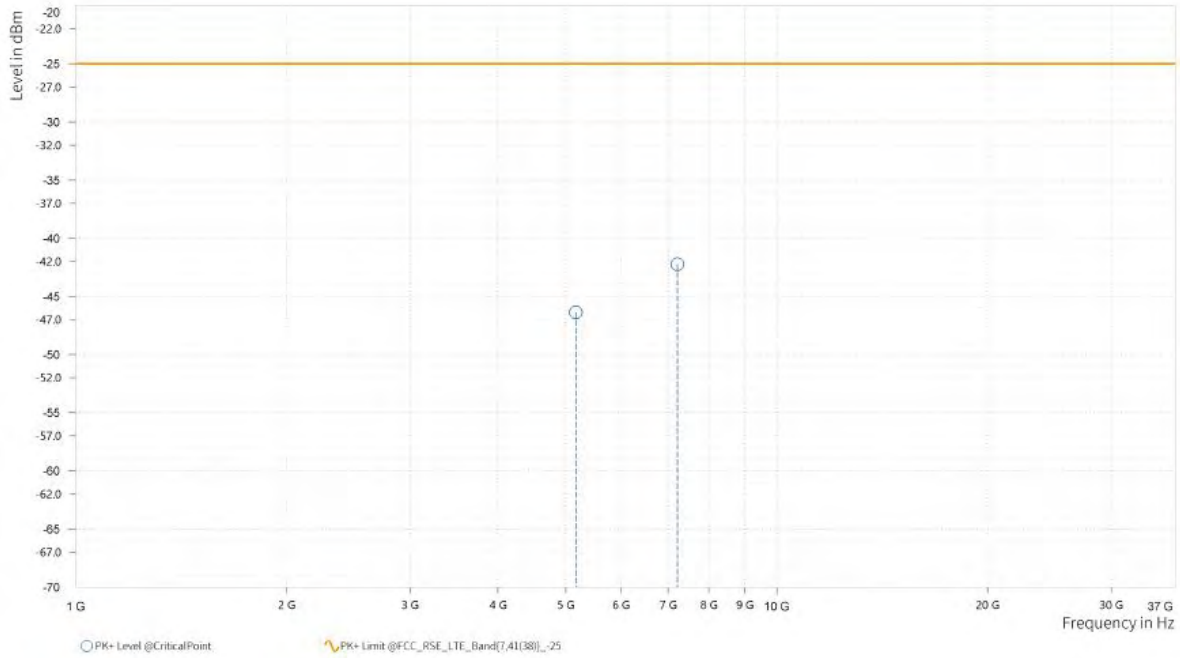

MODE	TX channel 40620	FREQUENCY RANGE	Above 1000MHz
ENVIRONMENTAL CONDITIONS	23deg. C, 70%RH	INPUT POWER	AC 120V 60HZ
TESTED BY	Chao Wu		
ANTENNA POLARITY & TEST DISTANCE: VERTICAL AT 3 M			

Rg	Frequency [MHz]	PK+ Level [dBm]	PK+ Limit [dBm]	PK+ Margin [dB]	Correction [dB]	Polarization	Azimuth [deg]	Antenna Height [m]
4	5,168.500	-45.86	-25.00	20.86	26.92	V	359	2
5	6,327.818	-42.23	-25.00	17.23	29.01	V	1	1

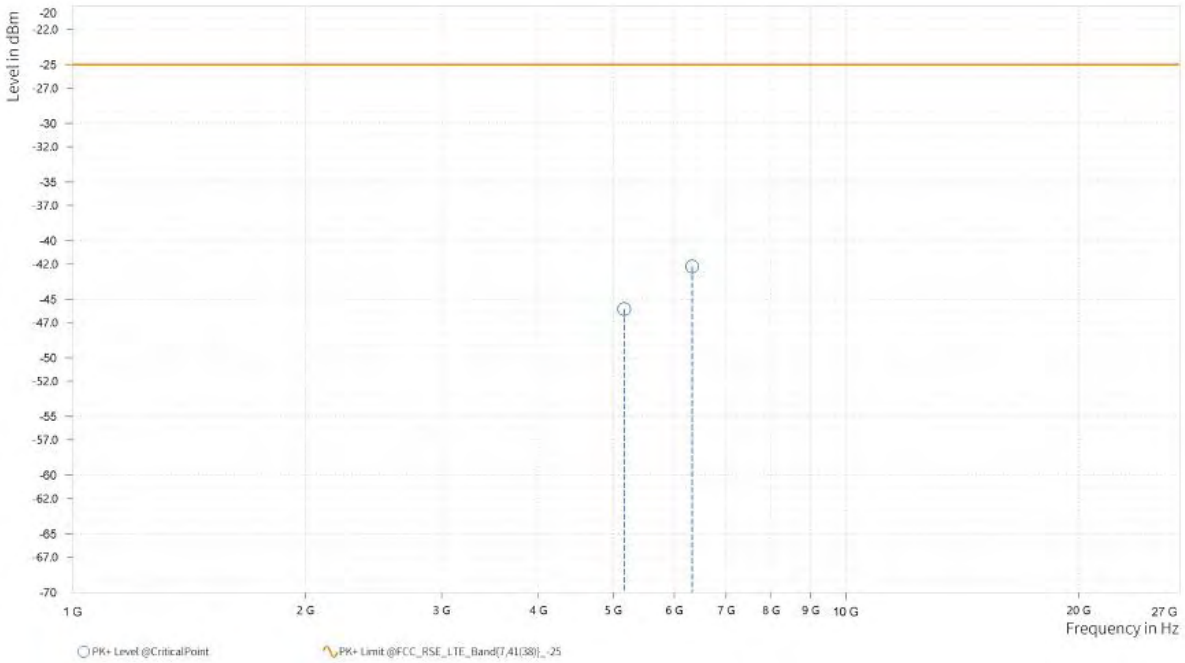

CH 41490

MODE	TX channel 41490	**FREQUENCY RANGE**	Above 1000MHz
ENVIRONMENTAL CONDITIONS	23deg. C, 70%RH	**INPUT POWER**	AC 120V 60HZ
TESTED BY	Chao Wu		
ANTENNA POLARITY & TEST DISTANCE: HORIZONTAL AT 3 M			

Rg	Frequency [MHz]	PK+ Level [dBm]	PK+ Limit [dBm]	PK+ Margin [dB]	Correction [dB]	Polarization	Azimuth [deg]	Antenna Height [m]
4	5,342.500	-46.84	-25.00	21.84	26.13	H	1	1
5	7,663.091	-41.92	-25.00	16.92	29.40	H	359	2

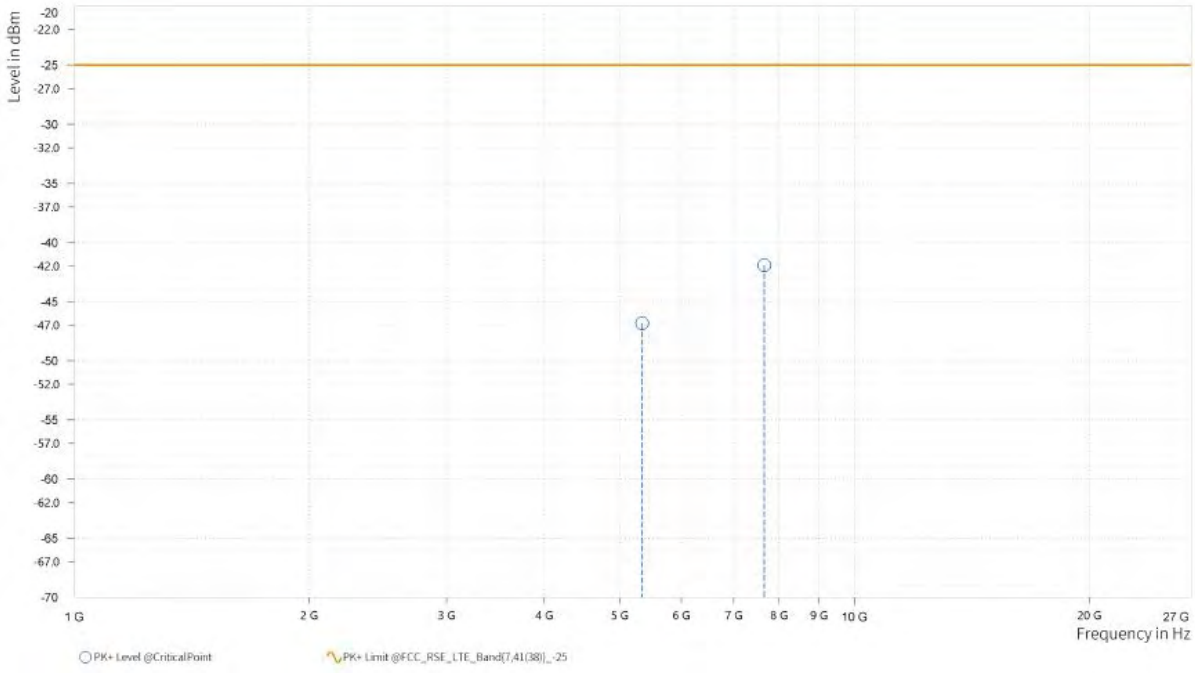

MODE	TX channel 41490	FREQUENCY RANGE	Above 1000MHz
ENVIRONMENTAL CONDITIONS	23deg. C, 70%RH	INPUT POWER	AC 120V 60HZ
TESTED BY	Chao Wu		
ANTENNA POLARITY & TEST DISTANCE: VERTICAL AT 3 M			

Rg	Frequency [MHz]	PK+ Level [dBm]	PK+ Limit [dBm]	PK+ Margin [dB]	Correction [dB]	Polarization	Azimuth [deg]	Antenna Height [m]
4	5,342.000	-47.74	-25.00	22.74	25.97	V	176.2	2
5	6,710.833	-42.26	-25.00	17.26	28.39	V	359	1

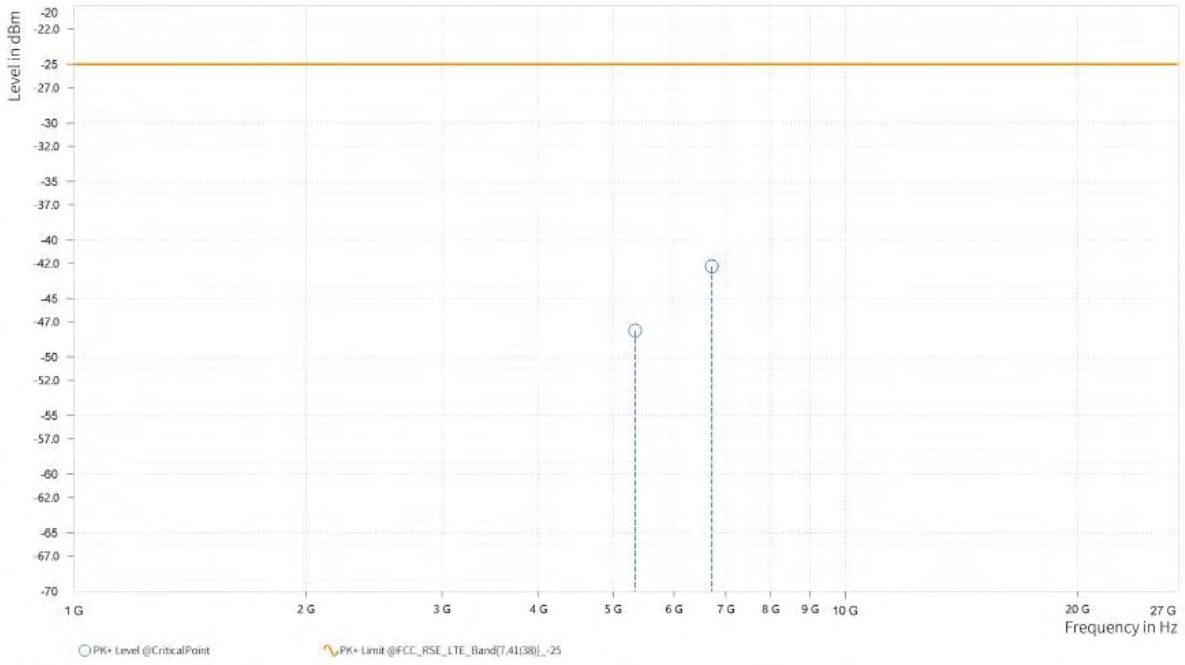

LTE BAND 42

CHANNEL BANDWIDTH: 5MHz / QPSK

MODE	TX channel 42590	**FREQUENCY RANGE**	Above 1000MHz
ENVIRONMENTAL CONDITIONS	23deg. C, 70%RH	**INPUT POWER**	AC 120V/60Hz
TESTED BY	Chao Wu		
ANTENNA POLARITY & TEST DISTANCE: HORIZONTAL AT 3 M			

Rg	Frequency [MHz]	PK+ Level [dBm]	PK+ Limit [dBm]	PK+ Margin [dB]	Correction [dB]	Polarization	Azimuth [deg]	Antenna Height [m]
5	6,999.576	-45.48	-13.00	32.48	28.70	H	266.1	2
6	10,492.500	-37.14	-13.00	24.14	21.15	H	345.8	2

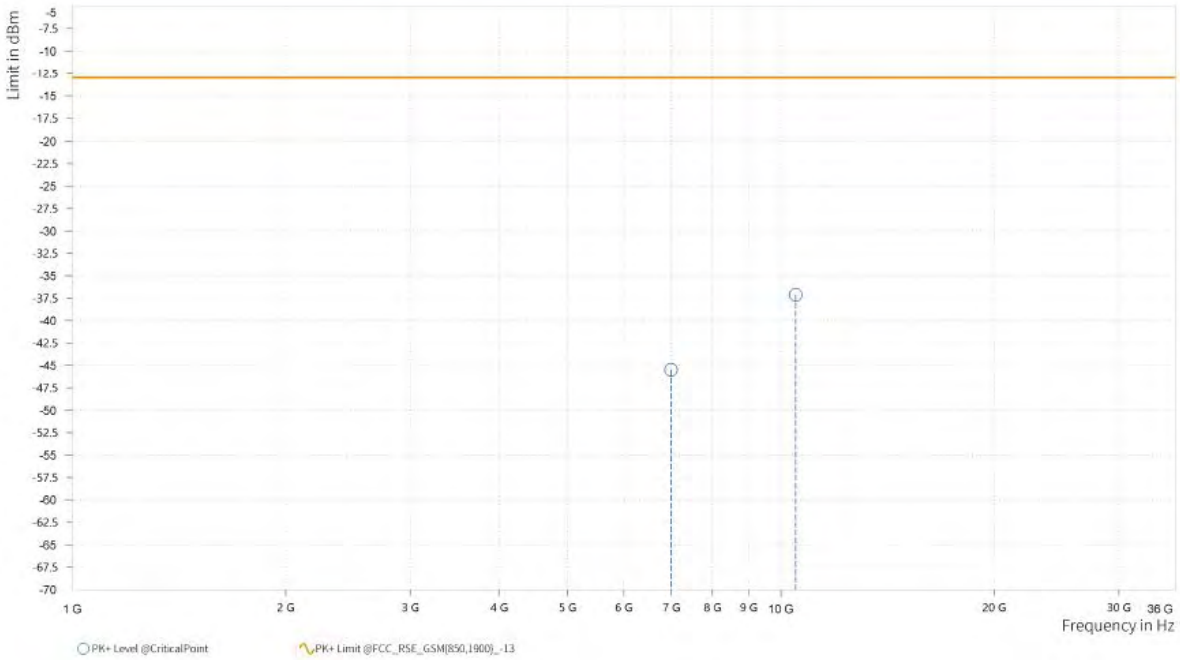

MODE	TX channel 42590	FREQUENCY RANGE	Above 1000MHz
ENVIRONMENTAL CONDITIONS	23deg. C, 70%RH	INPUT POWER	AC 120V/60Hz
TESTED BY	Chao Wu		
ANTENNA POLARITY & TEST DISTANCE: VERTICAL AT 3 M			

Rg	Frequency [MHz]	PK+ Level [dBm]	PK+ Limit [dBm]	PK+ Margin [dB]	Correction [dB]	Polarization	Azimuth [deg]	Antenna Height [m]
5	6,999.061	-45.15	-13.00	32.15	28.78	V	268.5	2
6	10,494.000	-36.09	-13.00	23.09	21.23	V	347.3	2

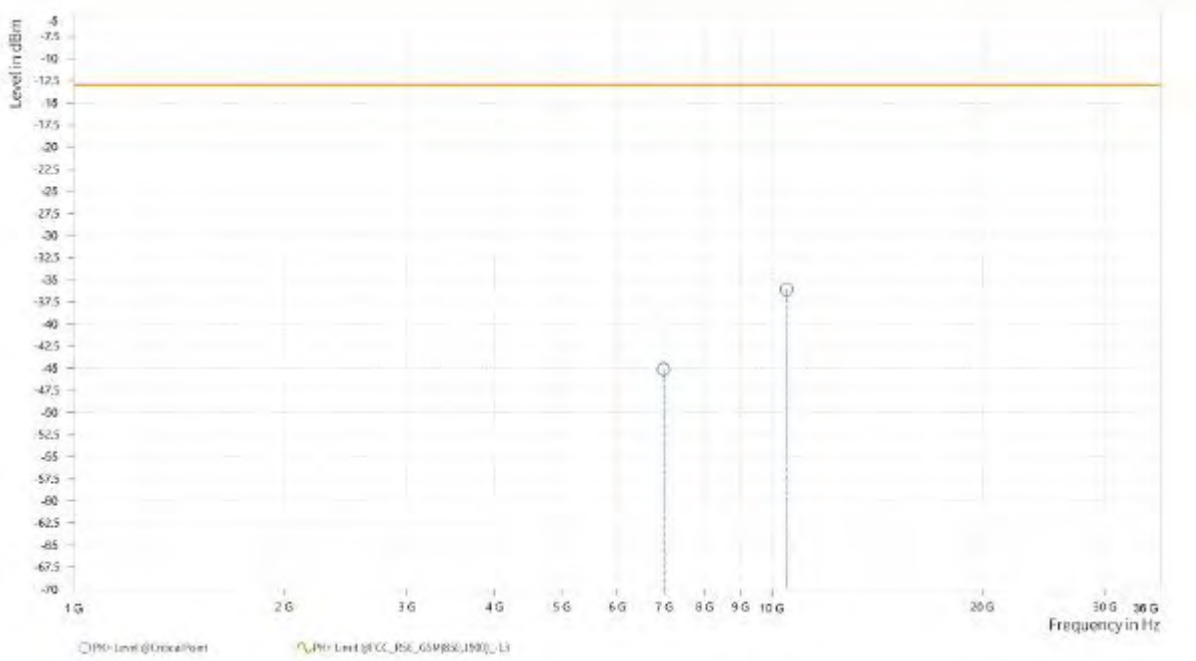

CHANNEL BANDWIDTH: 10MHz / QPSK

MODE	TX channel 42590	**FREQUENCY RANGE**	Above 1000MHz
ENVIRONMENTAL CONDITIONS	23deg. C, 70%RH	**INPUT POWER**	AC 120V/60Hz
TESTED BY	Chao Wu		
ANTENNA POLARITY & TEST DISTANCE: HORIZONTAL AT 3 M			

Rg	Frequency [MHz]	PK+ Level [dBm]	PK+ Limit [dBm]	PK+ Margin [dB]	Correction [dB]	Polarization	Azimuth [deg]	Antenna Height [m]
5	6,990.561	-43.84	-13.00	30.84	28.59	H	359.1	2
6	10,487.500	-47.11	-13.00	34.11	21.15	H	359.1	2

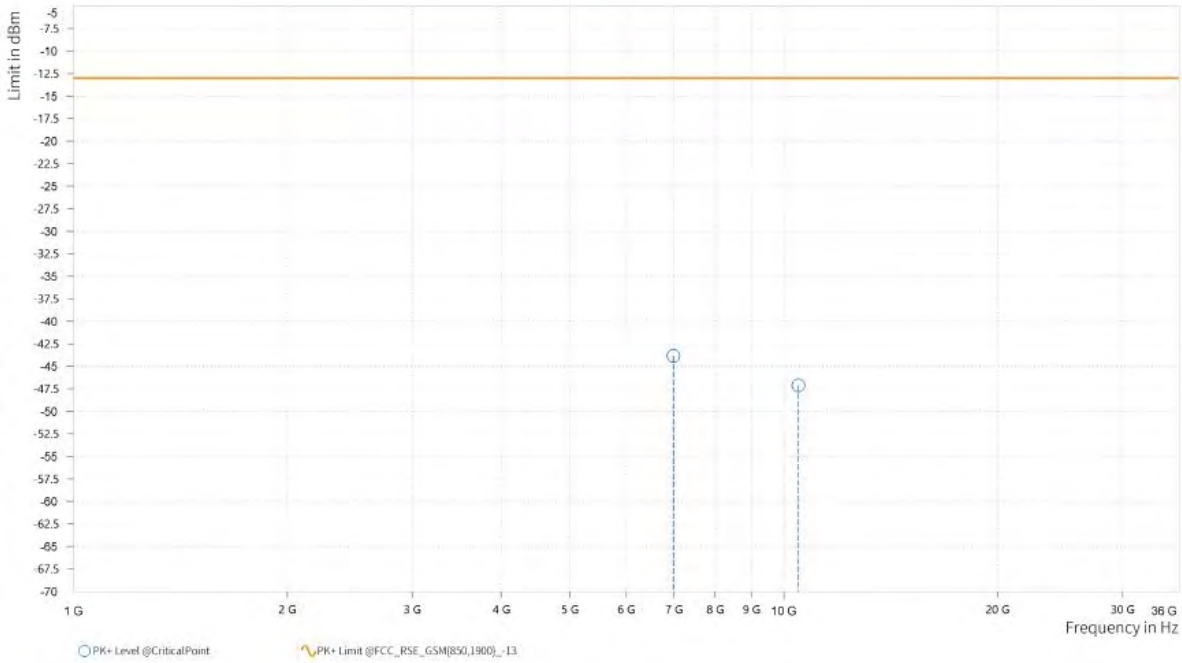

MODE	TX channel 42590	FREQUENCY RANGE	Above 1000MHz
ENVIRONMENTAL CONDITIONS	23deg. C, 70%RH	INPUT POWER	AC 120V/60Hz
TESTED BY	Chao Wu		
ANTENNA POLARITY & TEST DISTANCE: VERTICAL AT 3 M			

Rg	Frequency [MHz]	PK+ Level [dBm]	PK+ Limit [dBm]	PK+ Margin [dB]	Correction [dB]	Polarization	Azimuth [deg]	Antenna Height [m]
5	6,992.106	-44.81	-13.00	31.81	28.69	V	304.3	1
6	10,487.000	-37.74	-13.00	24.74	21.23	V	357.8	2

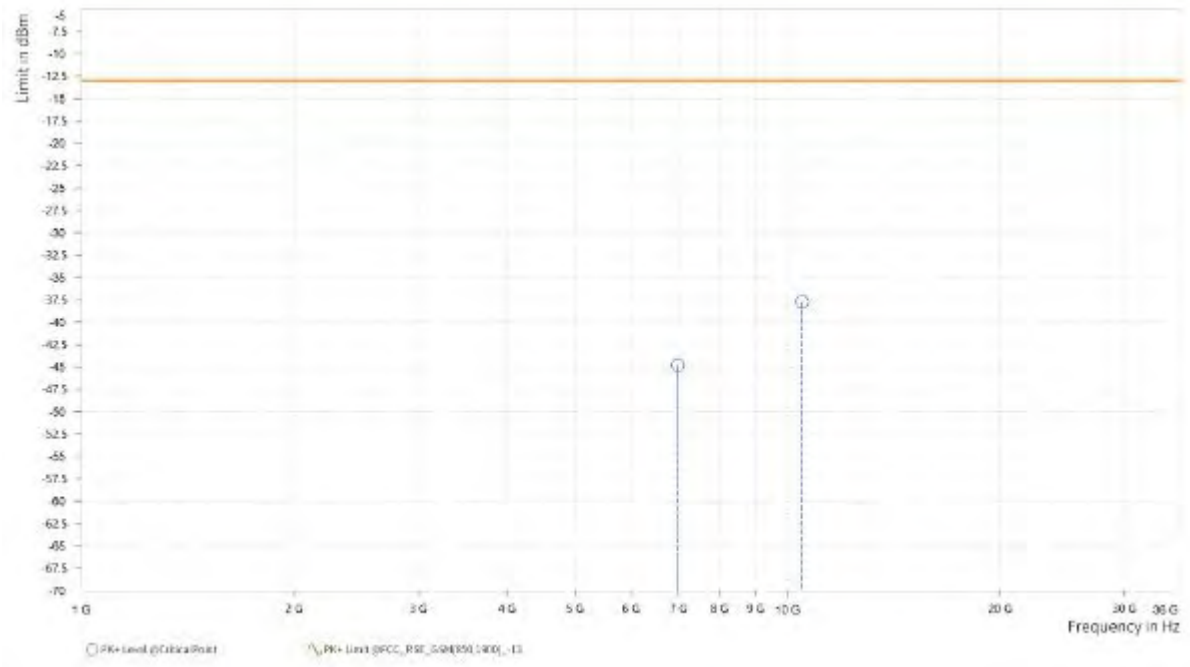

CHANNEL BANDWIDTH: 15MHz / QPSK

MODE	TX channel 42590	**FREQUENCY RANGE**	Above 1000MHz
ENVIRONMENTAL CONDITIONS	23deg. C, 70%RH	**INPUT POWER**	AC 120V/60Hz
TESTED BY	Chao Wu		
ANTENNA POLARITY & TEST DISTANCE: HORIZONTAL AT 3 M			

Rg	Frequency [MHz]	PK+ Level [dBm]	PK+ Limit [dBm]	PK+ Margin [dB]	Correction [dB]	Polarization	Azimuth [deg]	Antenna Height [m]
5	6,985.924	-45.43	-13.00	32.43	28.53	H	1	1
6	10,480.000	-34.81	-13.00	21.81	21.14	H	359.1	1

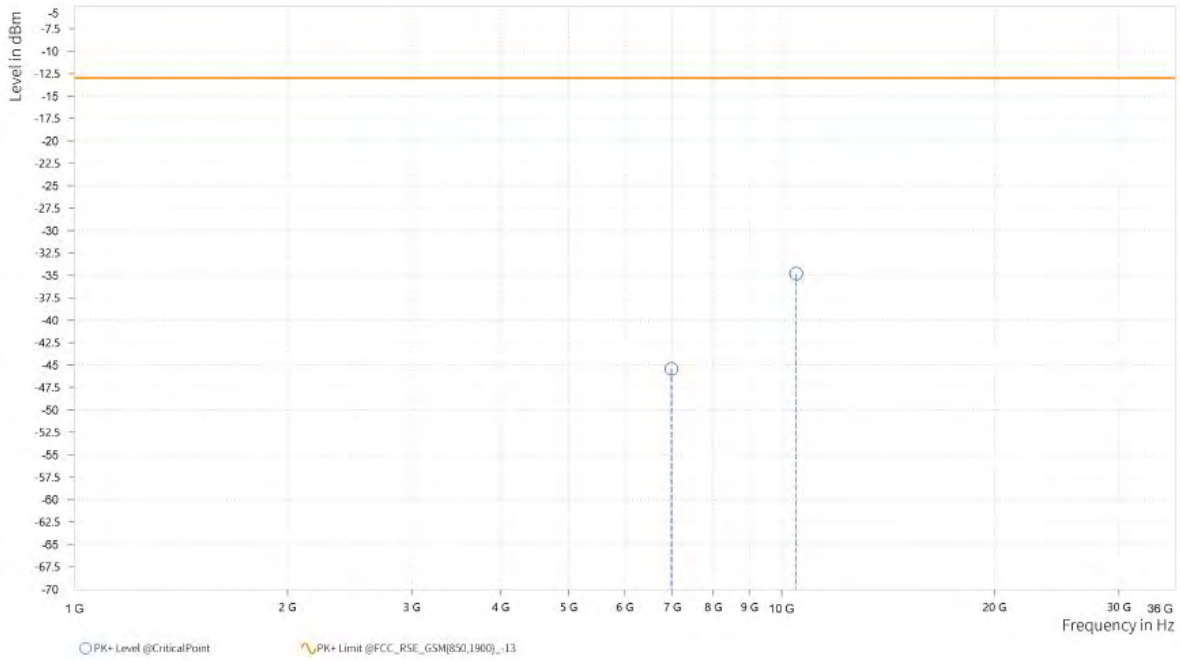

MODE	TX channel 42590	FREQUENCY RANGE	Above 1000MHz
ENVIRONMENTAL CONDITIONS	23deg. C, 70%RH	INPUT POWER	AC 120V/60Hz
TESTED BY	Chao Wu		
ANTENNA POLARITY & TEST DISTANCE: VERTICAL AT 3 M			

Rg	Frequency [MHz]	PK+ Level [dBm]	PK+ Limit [dBm]	PK+ Margin [dB]	Correction [dB]	Polarization	Azimuth [deg]	Antenna Height [m]
5	6,986.439	-44.91	-13.00	31.91	28.63	V	268.4	1
6	10,481.000	-46.90	-13.00	33.90	21.24	V	1	2

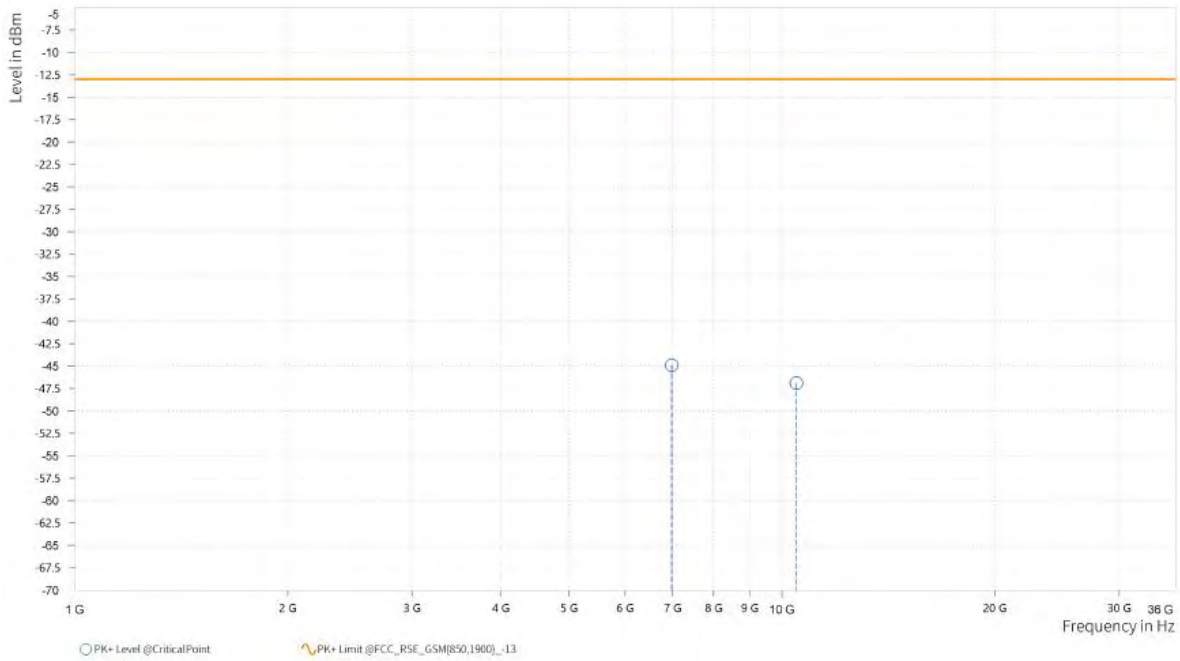

CHANNEL BANDWIDTH: 20MHz / QPSK

CH 42190

MODE	TX channel 42190	**FREQUENCY RANGE**	Above 1000MHz
ENVIRONMENTAL CONDITIONS	23deg. C, 70%RH	**INPUT POWER**	AC 120V/60Hz
TESTED BY	Chao Wu		
ANTENNA POLARITY & TEST DISTANCE: HORIZONTAL AT 3 M			

Rg	Frequency [MHz]	PK+ Level [dBm]	PK+ Limit [dBm]	PK+ Margin [dB]	Correction [dB]	Polarization	Azimuth [deg]	Antenna Height [m]
5	6,900.152	-45.11	-13.00	32.11	28.35	H	268.4	1
6	10,202.500	-32.52	-13.00	19.52	21.32	H	1	2

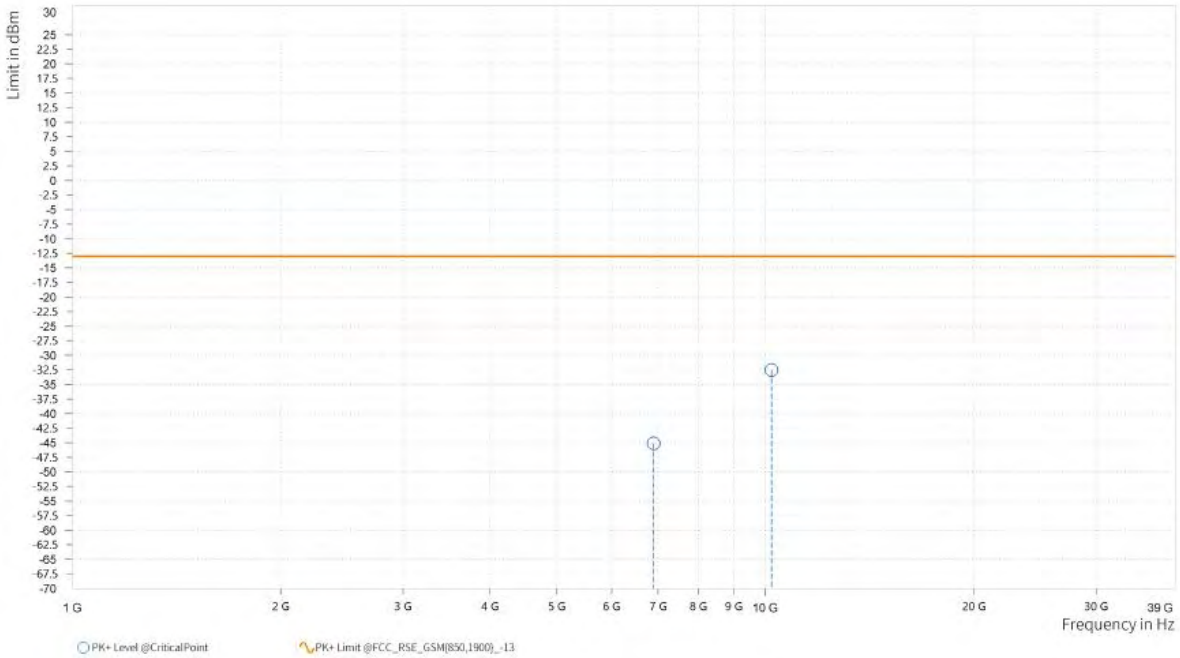

MODE	TX channel 42190	FREQUENCY RANGE	Above 1000MHz
ENVIRONMENTAL CONDITIONS	23deg. C, 70%RH	INPUT POWER	AC 120V/60Hz
TESTED BY	Chao Wu		
ANTENNA POLARITY & TEST DISTANCE: VERTICAL AT 3 M			

Rg	Frequency [MHz]	PK+ Level [dBm]	PK+ Limit [dBm]	PK+ Margin [dB]	Correction [dB]	Polarization	Azimuth [deg]	Antenna Height [m]
5	6,900.152	-45.97	-13.00	32.97	28.46	V	359	2
6	10,203.500	-33.94	-13.00	20.94	21.70	V	1	2

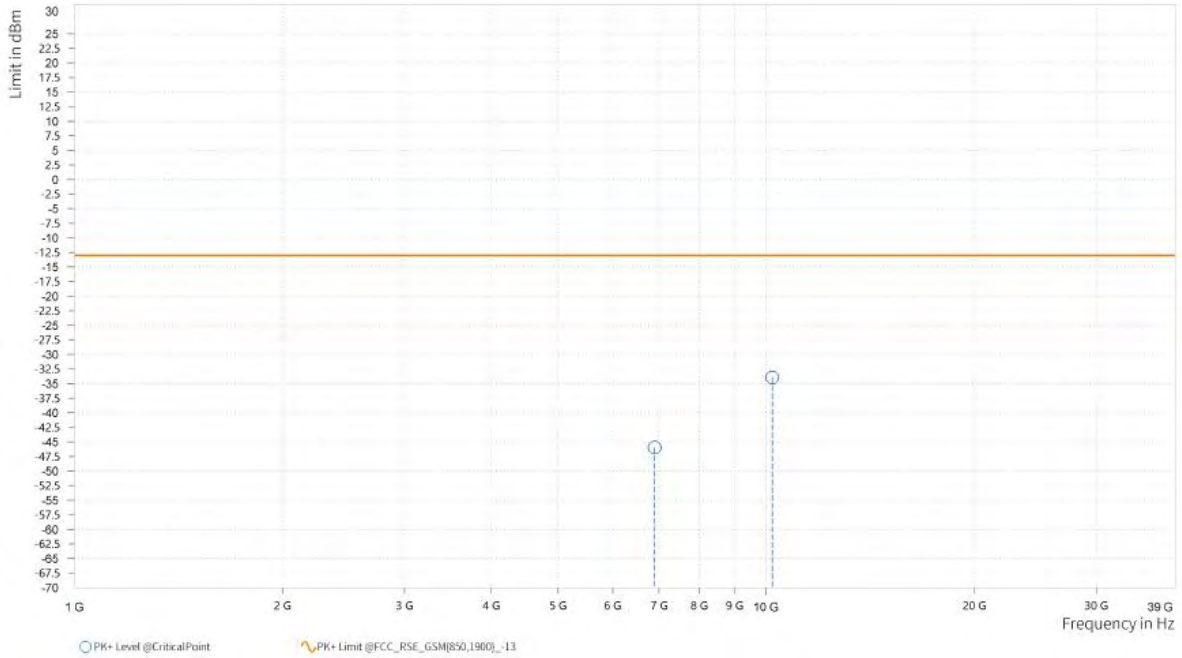

CH 42590

MODE	TX channel 42590	FREQUENCY RANGE	Above 1000MHz
ENVIRONMENTAL CONDITIONS	23deg. C, 70%RH	INPUT POWER	AC 120V/60Hz
TESTED BY	Chao Wu		
ANTENNA POLARITY & TEST DISTANCE: HORIZONTAL AT 3 M			

Rg	Frequency [MHz]	PK+ Level [dBm]	PK+ Limit [dBm]	PK+ Margin [dB]	Correction [dB]	Polarization	Azimuth [deg]	Antenna Height [m]
5	6,982.576	-45.10	-13.00	32.10	28.49	H	92.6	2
6	10,473.500	-32.07	-13.00	19.07	21.14	H	12.6	2

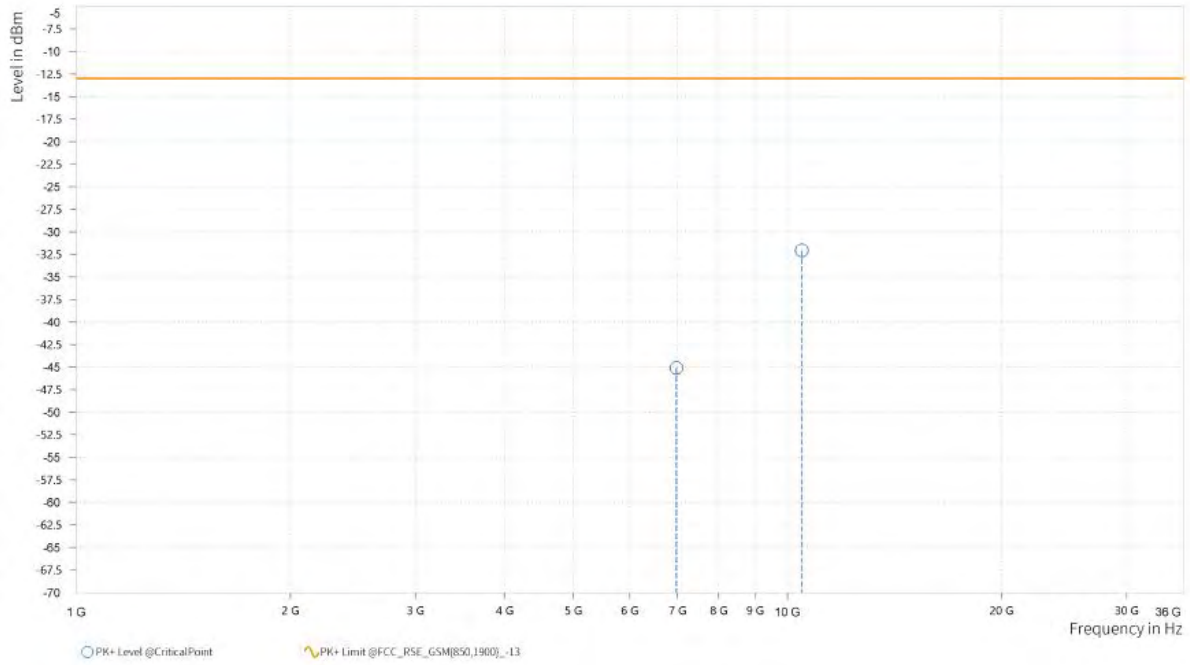

MODE	TX channel 42590	FREQUENCY RANGE	Above 1000MHz
ENVIRONMENTAL CONDITIONS	23deg. C, 70%RH	INPUT POWER	AC 120V/60Hz
TESTED BY	Chao Wu		
ANTENNA POLARITY & TEST DISTANCE: VERTICAL AT 3 M			

Rg	Frequency [MHz]	PK+ Level [dBm]	PK+ Limit [dBm]	PK+ Margin [dB]	Correction [dB]	Polarization	Azimuth [deg]	Antenna Height [m]
5	6,981.803	-45.24	-13.00	32.24	28.57	V	359.1	1
6	10,473.000	-35.34	-13.00	22.34	21.25	V	1	2

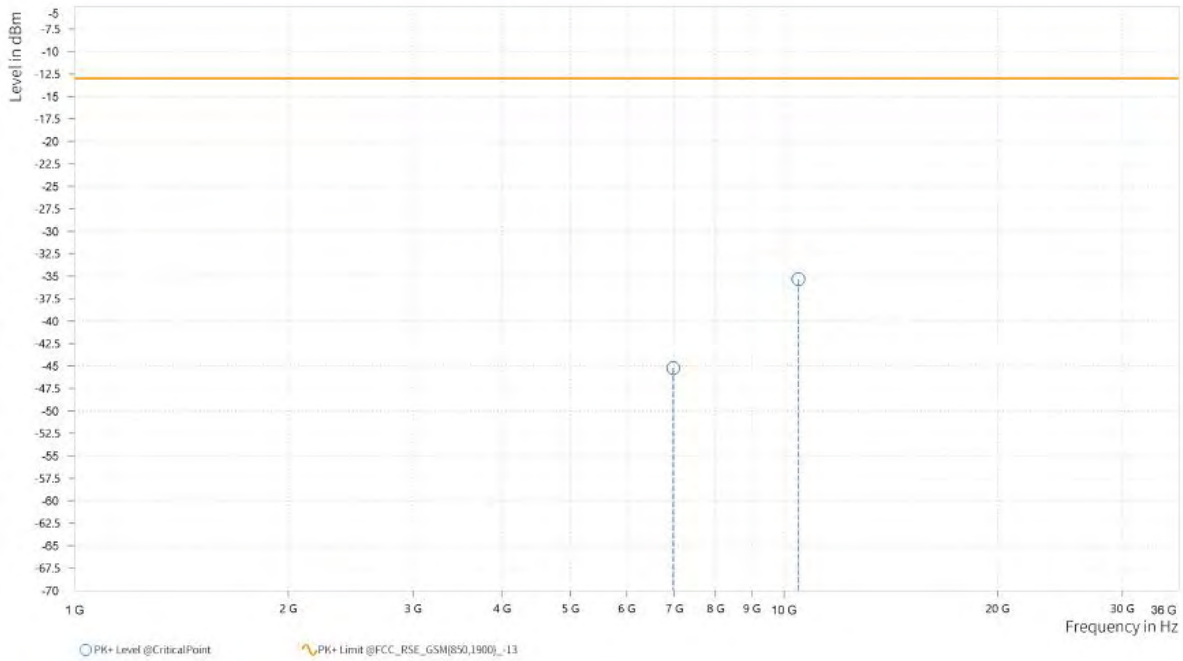

CH 42990

MODE	TX channel 42990	**FREQUENCY RANGE**	Above 1000MHz
ENVIRONMENTAL CONDITIONS	23deg. C, 70%RH	**INPUT POWER**	AC 120V/60Hz
TESTED BY	Chao Wu		
ANTENNA POLARITY & TEST DISTANCE: HORIZONTAL AT 3 M			

Rg	Frequency [MHz]	PK+ Level [dBm]	PK+ Limit [dBm]	PK+ Margin [dB]	Correction [dB]	Polarization	Azimuth [deg]	Antenna Height [m]
5	7,060.106	-45.14	-13.00	32.14	28.84	H	359	2
6	10,743.500	-36.52	-13.00	23.52	21.35	H	13.4	2

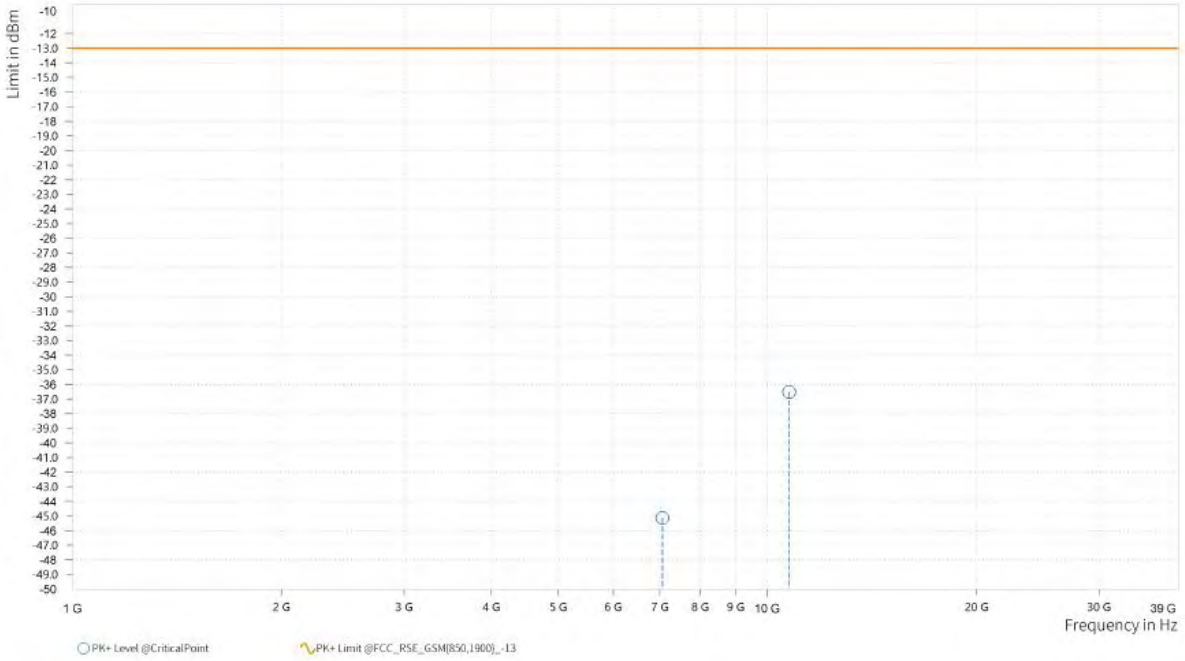

MODE	TX channel 42990	FREQUENCY RANGE	Above 1000MHz
ENVIRONMENTAL CONDITIONS	23deg. C, 70%RH	INPUT POWER	AC 120V/60Hz
TESTED BY	Chao Wu		
ANTENNA POLARITY & TEST DISTANCE: VERTICAL AT 3 M			

Rg	Frequency [MHz]	PK+ Level [dBm]	PK+ Limit [dBm]	PK+ Margin [dB]	Correction [dB]	Polarization	Azimuth [deg]	Antenna Height [m]
5	7,059.848	-45.45	-13.00	32.45	28.93	V	0.9	2
6	10,742.500	-40.55	-13.00	27.55	21.30	V	0.9	2

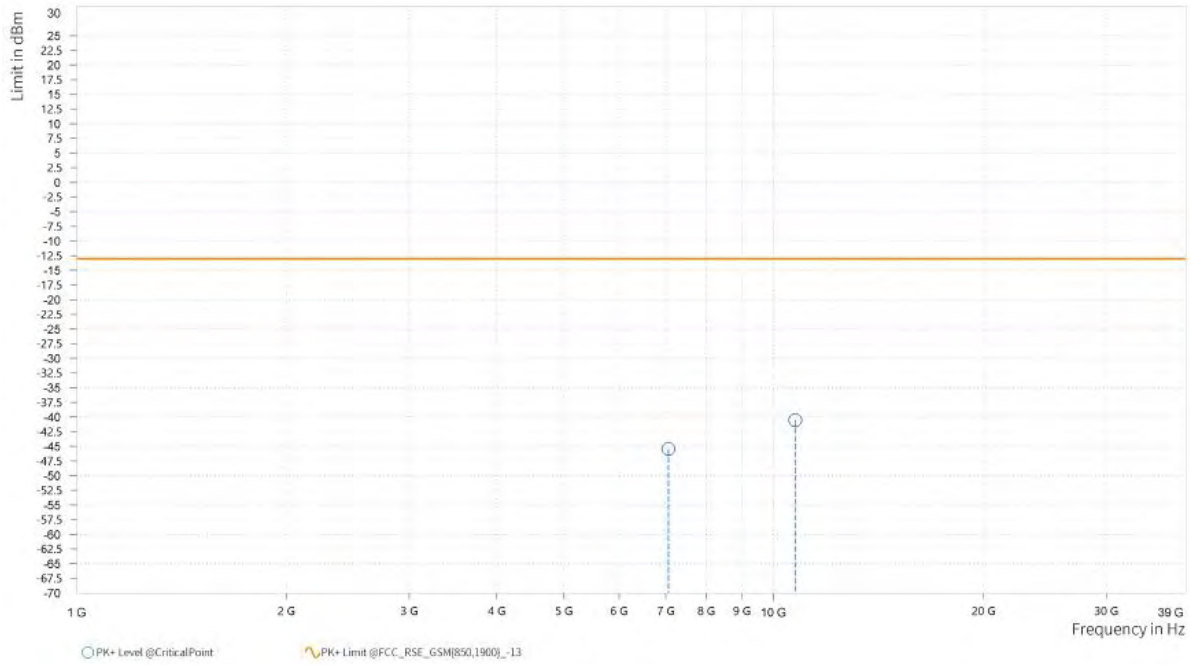

LTE B66

CHANNEL BANDWIDTH: 1.4MHz / QPSK

CH131979

MODE	TX channel 131979	**FREQUENCY RANGE**	Above 1000MHz
ENVIRONMENTAL CONDITIONS	23deg. C, 70%RH	**INPUT POWER**	AC 120V 60HZ
TESTED BY	Chao Wu		
ANTENNA POLARITY & TEST DISTANCE: HORIZONTAL AT 3 M			

Rg	Frequency [MHz]	PK+ Level [dBm]	PK+ Limit [dBm]	PK+ Margin [dB]	Correction [dB]	Polarization	Azimuth [deg]	Antenna Height [m]
4	3,420.500	-55.96	-13.00	42.96	13.37	H	231.3	1
4	7,939.500	-50.16	-13.00	37.16	21.96	H	1	1

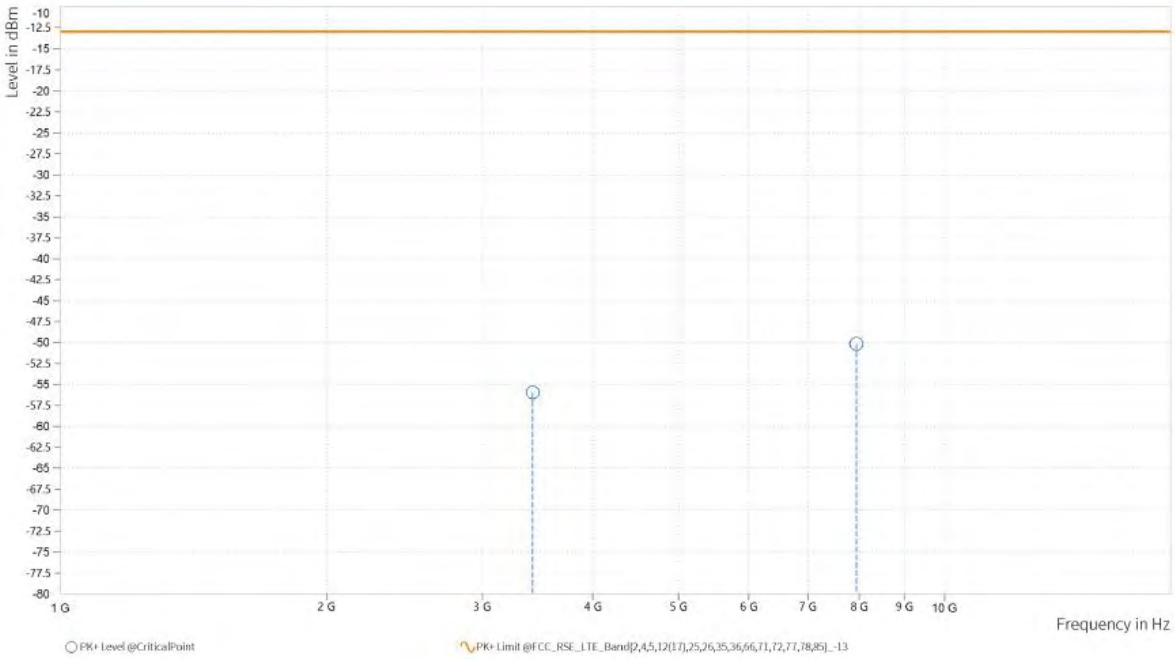

MODE	TX channel 131979	FREQUENCY RANGE	Above 1000MHz
ENVIRONMENTAL CONDITIONS	23deg. C, 70%RH	INPUT POWER	AC 120V 60HZ
TESTED BY	Chao Wu		
ANTENNA POLARITY & TEST DISTANCE: VERTICAL AT 3 M			

Rg	Frequency [MHz]	PK+ Level [dBm]	PK+ Limit [dBm]	PK+ Margin [dB]	Correction [dB]	Polarization	Azimuth [deg]	Antenna Height [m]
4	3,420.000	-57.44	-13.00	44.44	13.37	V	359.1	1
4	7,912.500	-49.48	-13.00	36.48	21.80	V	228.9	1

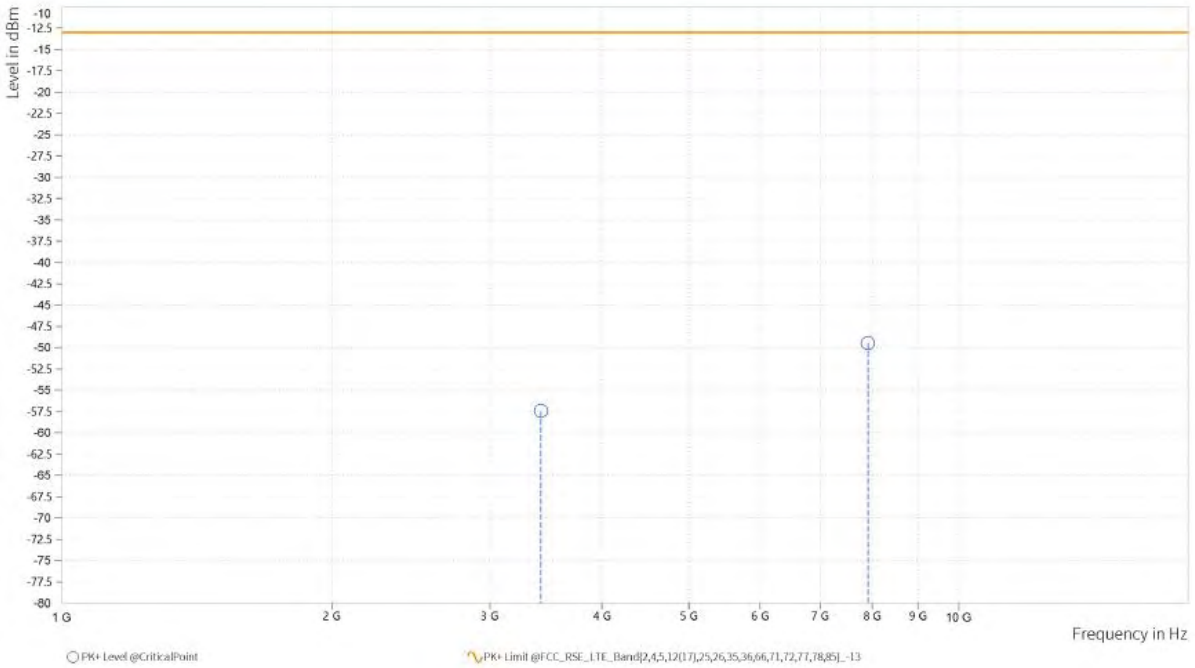

MODE	TX channel 132322	FREQUENCY RANGE	Above 1000MHz
ENVIRONMENTAL CONDITIONS	23deg. C, 70%RH	INPUT POWER	AC 120V 60HZ
TESTED BY	Chao Wu		
ANTENNA POLARITY & TEST DISTANCE: HORIZONTAL AT 3 M			

Rg	Frequency [MHz]	PK+ Level [dBm]	PK+ Limit [dBm]	PK+ Margin [dB]	Correction [dB]	Polarization	Azimuth [deg]	Antenna Height [m]
4	3,488.000	-57.29	-13.00	44.29	13.08	H	0.9	2
4	7,873.500	-50.15	-13.00	37.15	21.49	H	232.5	1

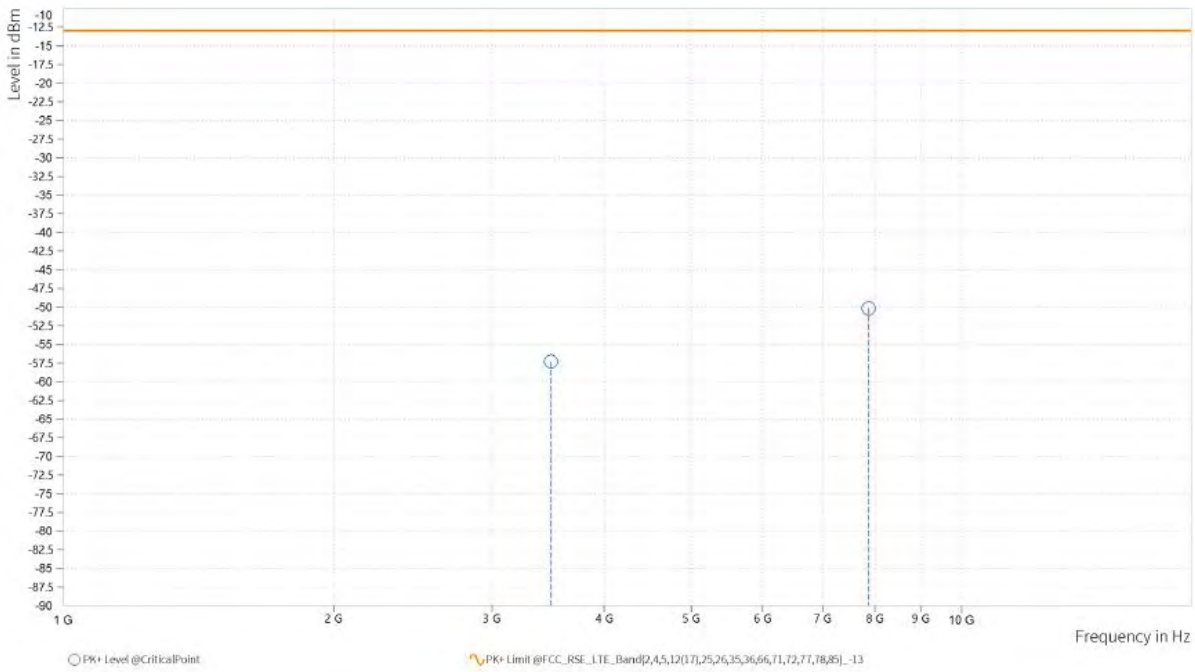

MODE	TX channel 132322	FREQUENCY RANGE	Above 1000MHz
ENVIRONMENTAL CONDITIONS	23deg. C, 70%RH	INPUT POWER	AC 120V 60HZ
TESTED BY	Chao Wu		
ANTENNA POLARITY & TEST DISTANCE: VERTICAL AT 3 M			

Rg	Frequency [MHz]	PK+ Level [dBm]	PK+ Limit [dBm]	PK+ Margin [dB]	Correction [dB]	Polarization	Azimuth [deg]	Antenna Height [m]
4	3,557.500	-56.91	-13.00	43.91	13.00	V	129.9	2
4	7,835.500	-49.98	-13.00	36.98	21.33	V	359.1	1

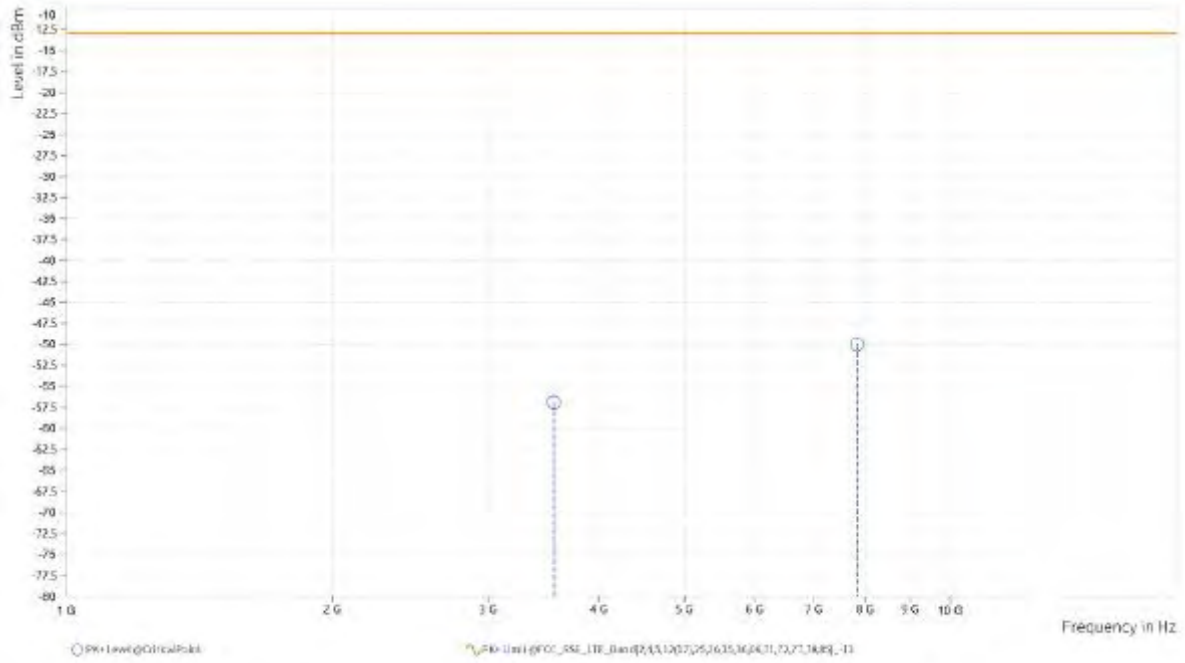

CH132665

MODE	TX channel 132665	**FREQUENCY RANGE**	Above 1000MHz
ENVIRONMENTAL CONDITIONS	23deg. C, 70%RH	**INPUT POWER**	AC 120V 60HZ
TESTED BY	Chao Wu		
ANTENNA POLARITY & TEST DISTANCE: HORIZONTAL AT 3 M			

Rg	Frequency [MHz]	PK+ Level [dBm]	PK+ Limit [dBm]	PK+ Margin [dB]	Correction [dB]	Polarization	Azimuth [deg]	Antenna Height [m]
4	3,557.500	-55.45	-13.00	42.45	13.00	H	359	2
4	7,950.000	-50.11	-13.00	37.11	22.06	H	129.9	2

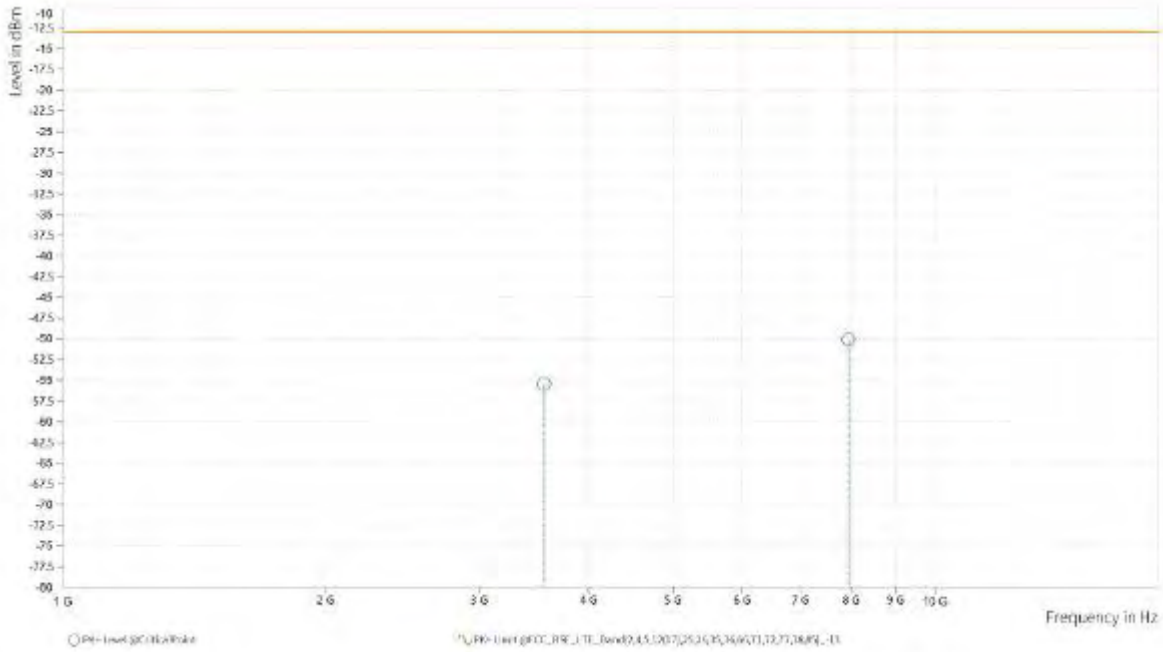

MODE	TX channel 132665	FREQUENCY RANGE	Above 1000MHz
ENVIRONMENTAL CONDITIONS	23deg. C, 70%RH	INPUT POWER	AC 120V 60HZ
TESTED BY	Chao Wu		
ANTENNA POLARITY & TEST DISTANCE: VERTICAL AT 3 M			

Rg	Frequency [MHz]	PK+ Level [dBm]	PK+ Limit [dBm]	PK+ Margin [dB]	Correction [dB]	Polarization	Azimuth [deg]	Antenna Height [m]
4	3,488.000	-57.66	-13.00	44.66	13.08	V	359.1	1
4	7,952.500	-48.14	-13.00	35.14	22.04	V	359	2

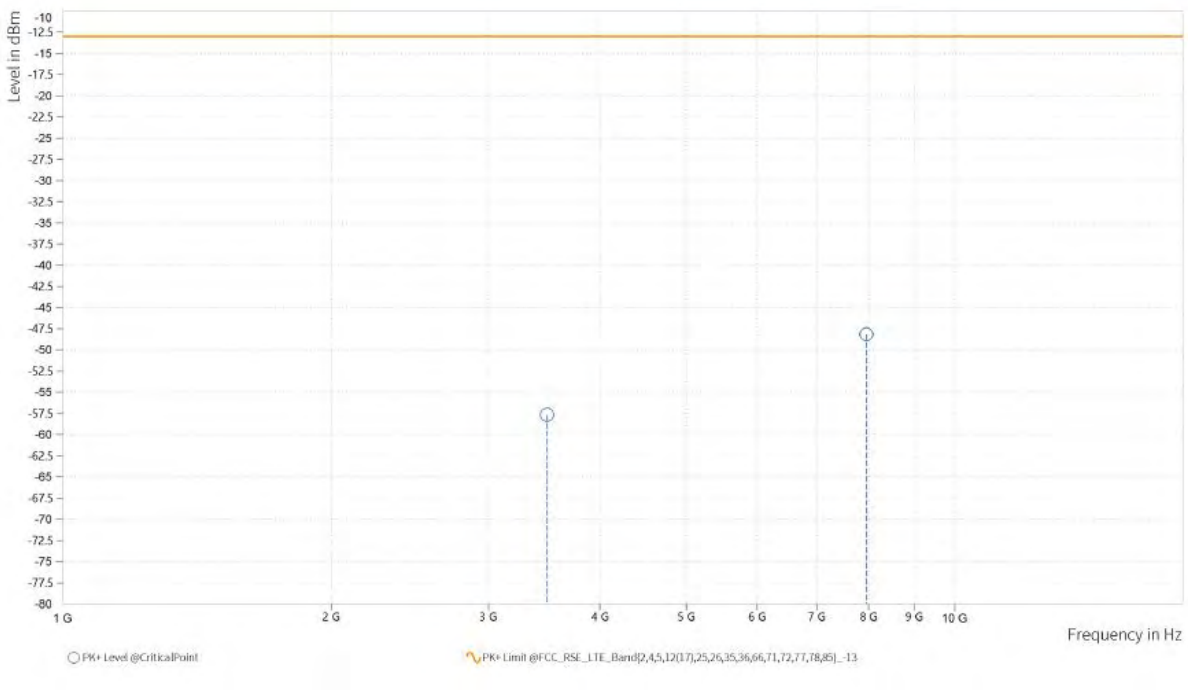

CHANNEL BANDWIDTH: 3MHz / QPSK

MODE	TX channel 132322	**FREQUENCY RANGE**	Above 1000MHz
ENVIRONMENTAL CONDITIONS	23deg. C, 70%RH	**INPUT POWER**	AC 120V 60HZ
TESTED BY	Chao Wu		
ANTENNA POLARITY & TEST DISTANCE: HORIZONTAL AT 3 M			

Rg	Frequency [MHz]	PK+ Level [dBm]	PK+ Limit [dBm]	PK+ Margin [dB]	Correction [dB]	Polarization	Azimuth [deg]	Antenna Height [m]
4	3,487.000	-58.14	-13.00	45.14	13.05	H	245.6	1
4	7,197.000	-49.99	-13.00	36.99	20.51	H	1	1

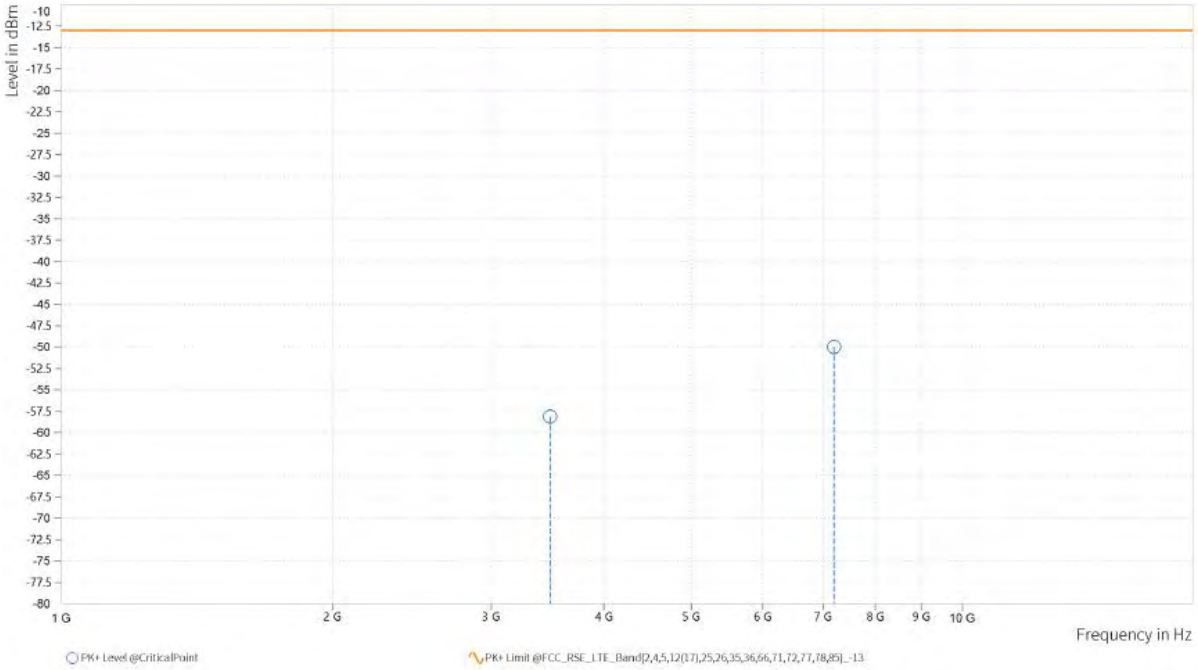

MODE	TX channel 132322	FREQUENCY RANGE	Above 1000MHz
ENVIRONMENTAL CONDITIONS	23deg. C, 70%RH	INPUT POWER	AC 120V 60HZ
TESTED BY	Chao Wu		
ANTENNA POLARITY & TEST DISTANCE: VERTICAL AT 3 M			

Rg	Frequency [MHz]	PK+ Level [dBm]	PK+ Limit [dBm]	PK+ Margin [dB]	Correction [dB]	Polarization	Azimuth [deg]	Antenna Height [m]
4	3,487.000	-57.62	-13.00	44.62	13.05	V	359	2
4	7,922.500	-50.44	-13.00	37.44	21.83	V	1	1

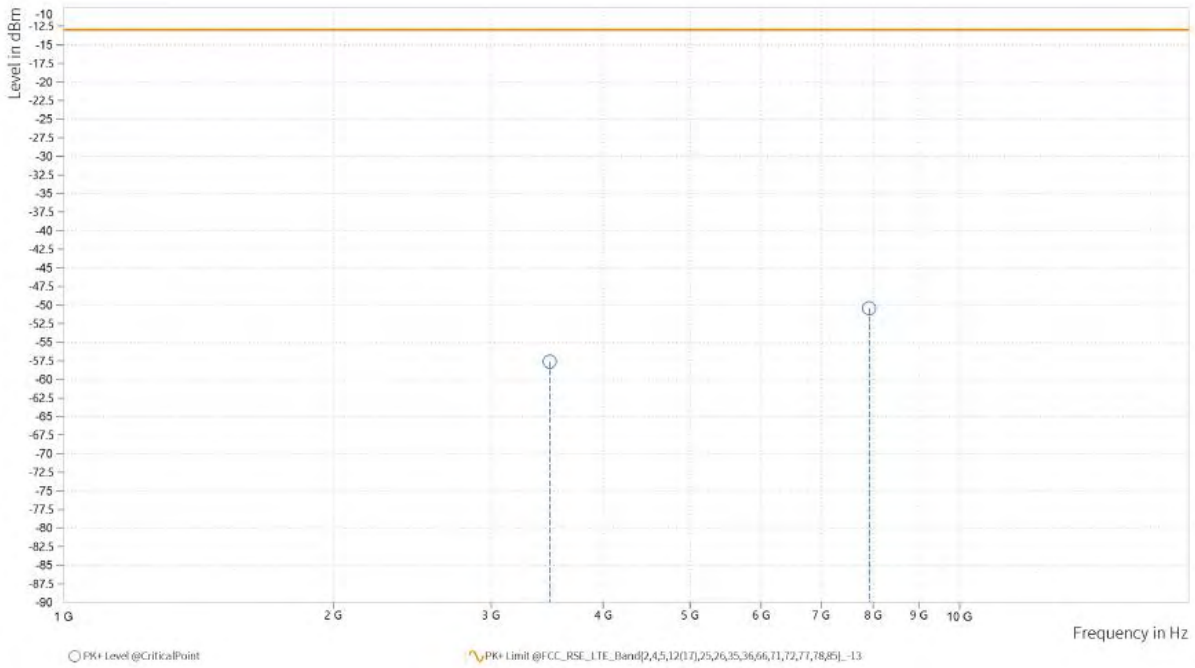

CHANNEL BANDWIDTH: 5MHz / QPSK

MODE	TX channel 132322	**FREQUENCY RANGE**	Above 1000MHz
ENVIRONMENTAL CONDITIONS	23deg. C, 70%RH	**INPUT POWER**	AC 120V 60HZ
TESTED BY	Chao Wu		
ANTENNA POLARITY & TEST DISTANCE: HORIZONTAL AT 3 M			

Rg	Frequency [MHz]	PK+ Level [dBm]	PK+ Limit [dBm]	PK+ Margin [dB]	Correction [dB]	Polarization	Azimuth [deg]	Antenna Height [m]
4	3,485.000	-57.82	-13.00	44.82	13.01	H	359.1	1
4	7,990.000	-50.09	-13.00	37.09	21.95	H	1	1

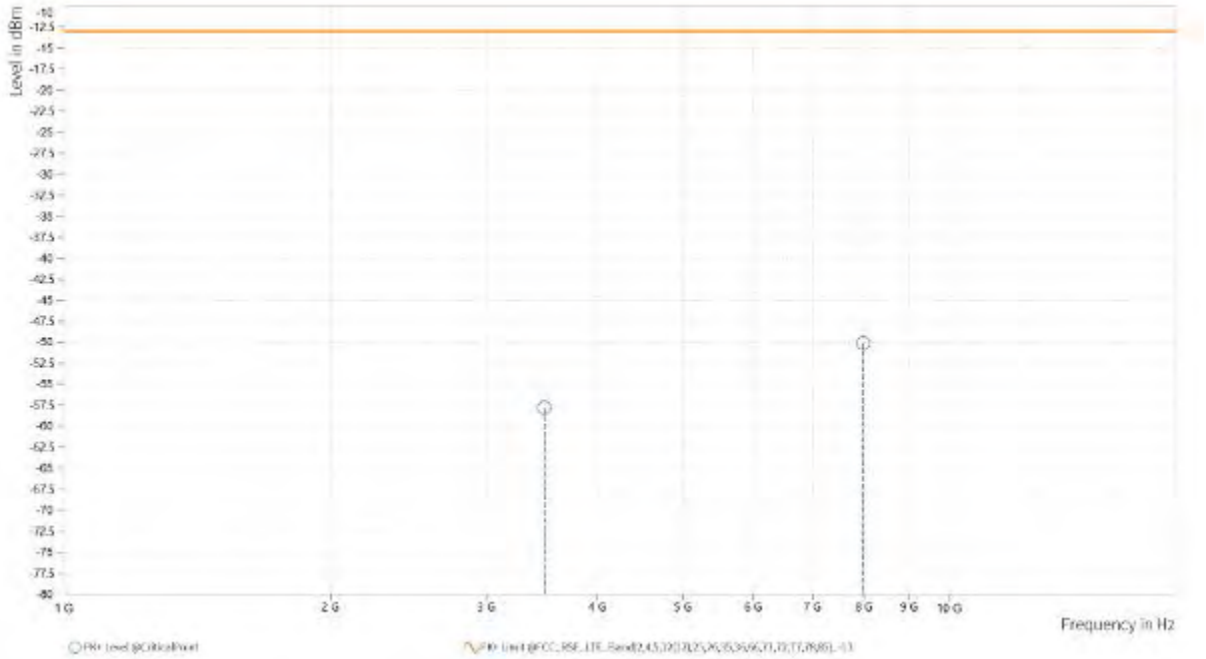

MODE	TX channel 132322	FREQUENCY RANGE	Above 1000MHz
ENVIRONMENTAL CONDITIONS	23deg. C, 70%RH	INPUT POWER	AC 120V 60HZ
TESTED BY	Chao Wu		
ANTENNA POLARITY & TEST DISTANCE: VERTICAL AT 3 M			

Rg	Frequency [MHz]	PK+ Level [dBm]	PK+ Limit [dBm]	PK+ Margin [dB]	Correction [dB]	Polarization	Azimuth [deg]	Antenna Height [m]
4	3,485.000	-59.14	-13.00	46.14	13.01	V	359	2
4	7,960.500	-49.90	-13.00	36.90	21.98	V	359.1	1

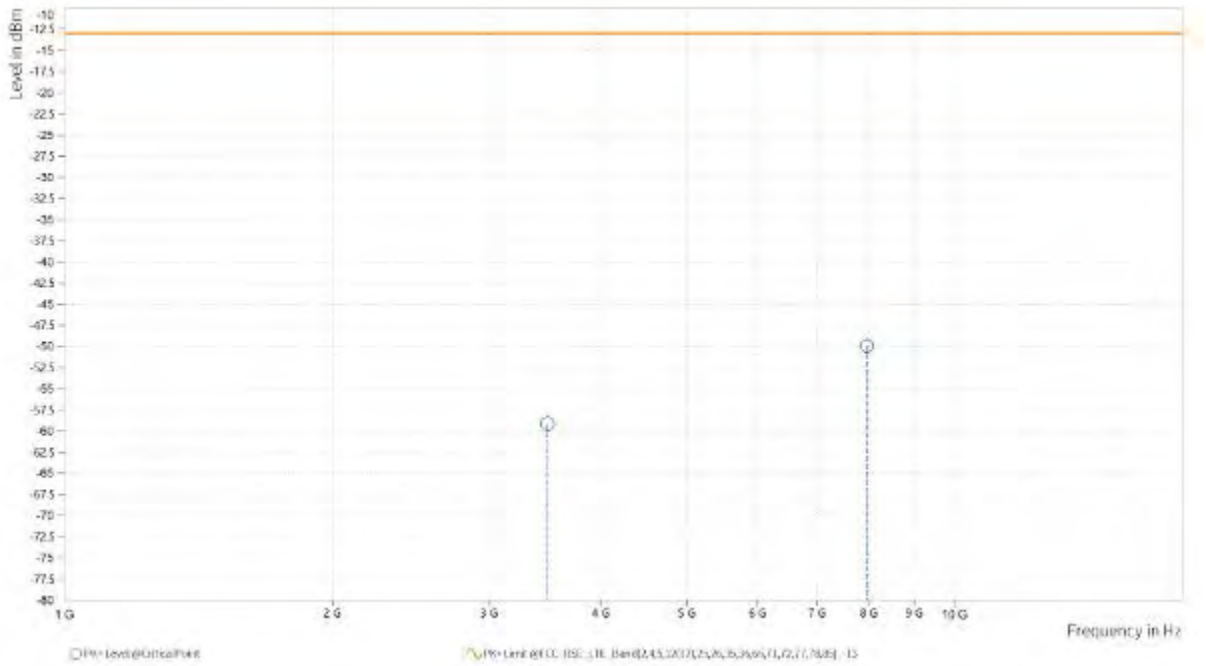

CHANNEL BANDWIDTH: 10MHz / QPSK

CH132322

MODE	TX channel 132322	**FREQUENCY RANGE**	Above 1000MHz
ENVIRONMENTAL CONDITIONS	23deg. C, 70%RH	**INPUT POWER**	AC 120V 60HZ
TESTED BY	Chao Wu		
ANTENNA POLARITY & TEST DISTANCE: HORIZONTAL AT 3 M			

Rg	Frequency [MHz]	PK+ Level [dBm]	PK+ Limit [dBm]	PK+ Margin [dB]	Correction [dB]	Polarization	Azimuth [deg]	Antenna Height [m]
4	3,482.000	-57.03	-13.00	44.03	12.94	H	267.1	1
4	7,959.500	-50.06	-13.00	37.06	21.99	H	359	2

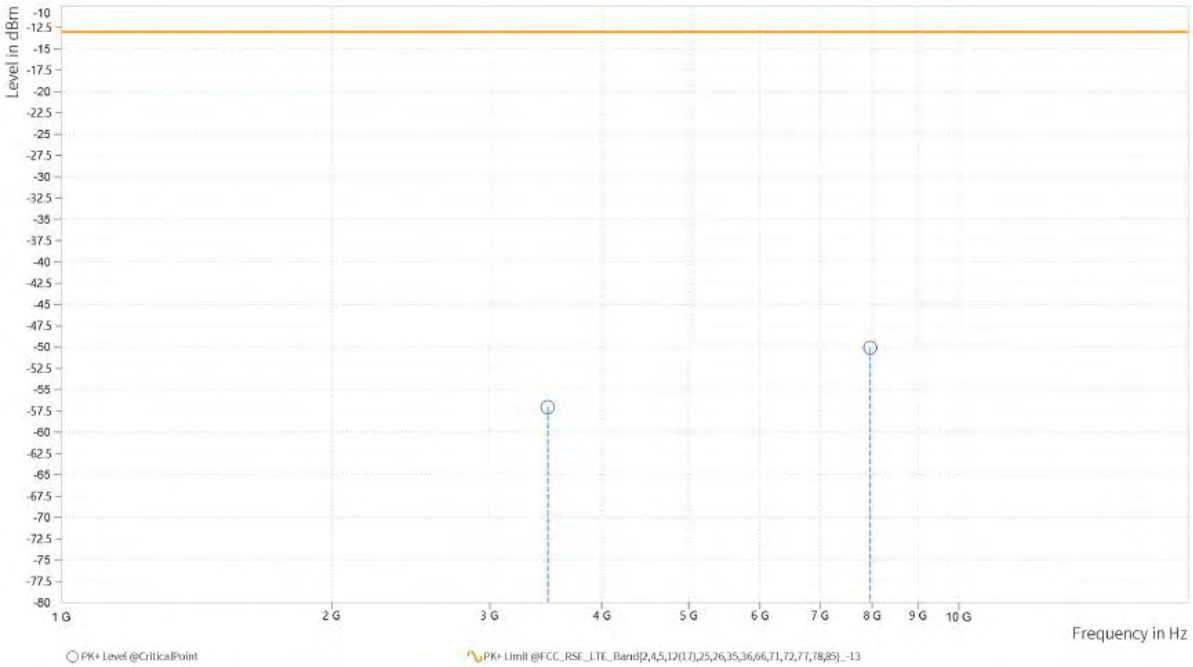

MODE	TX channel 132322	FREQUENCY RANGE	Above 1000MHz
ENVIRONMENTAL CONDITIONS	23deg. C, 70%RH	INPUT POWER	AC 120V 60HZ
TESTED BY	Chao Wu		
ANTENNA POLARITY & TEST DISTANCE: VERTICAL AT 3 M			

Rg	Frequency [MHz]	PK+ Level [dBm]	PK+ Limit [dBm]	PK+ Margin [dB]	Correction [dB]	Polarization	Azimuth [deg]	Antenna Height [m]
4	3,481.000	-59.06	-13.00	46.06	12.92	V	231.3	1
4	7,122.500	-49.88	-13.00	36.88	20.55	V	359	2

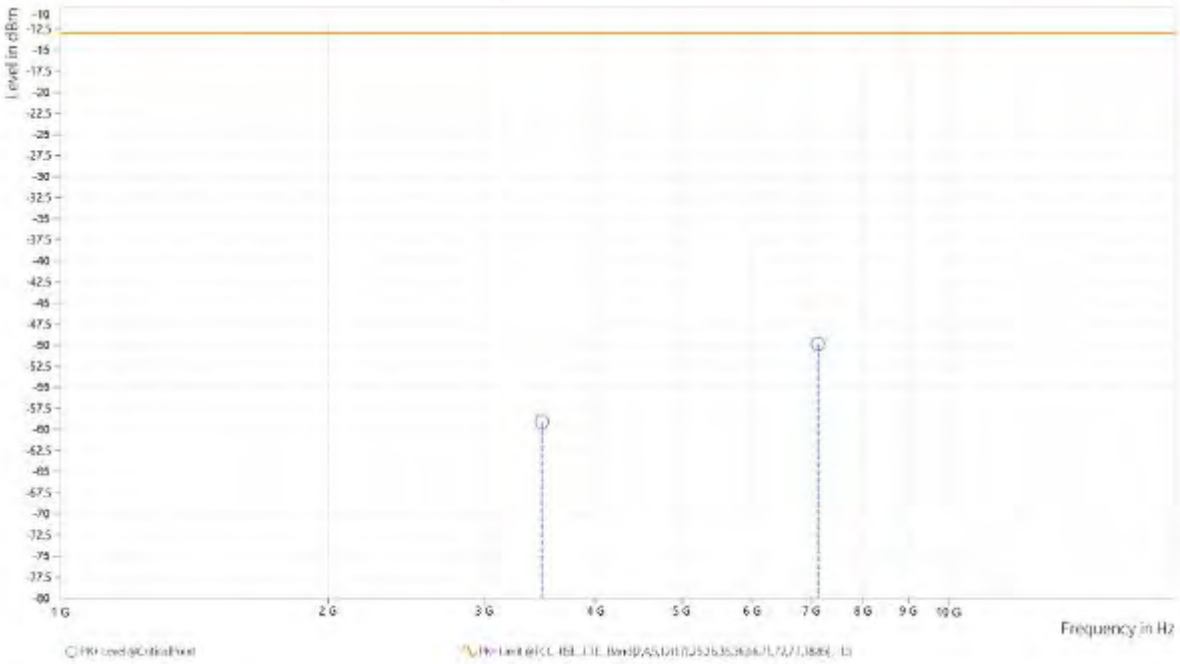

CHANNEL BANDWIDTH: 15MHz / QPSK

MODE	TX channel 132322	**FREQUENCY RANGE**	Above 1000MHz
ENVIRONMENTAL CONDITIONS	23deg. C, 70%RH	**INPUT POWER**	AC 120V 60HZ
TESTED BY	Chao Wu		
ANTENNA POLARITY & TEST DISTANCE: HORIZONTAL AT 3 M			

Rg	Frequency [MHz]	PK+ Level [dBm]	PK+ Limit [dBm]	PK+ Margin [dB]	Correction [dB]	Polarization	Azimuth [deg]	Antenna Height [m]
4	3,475.000	-56.59	-13.00	43.59	12.88	H	1	1
4	7,453.500	-50.06	-13.00	37.06	20.60	H	359.1	1

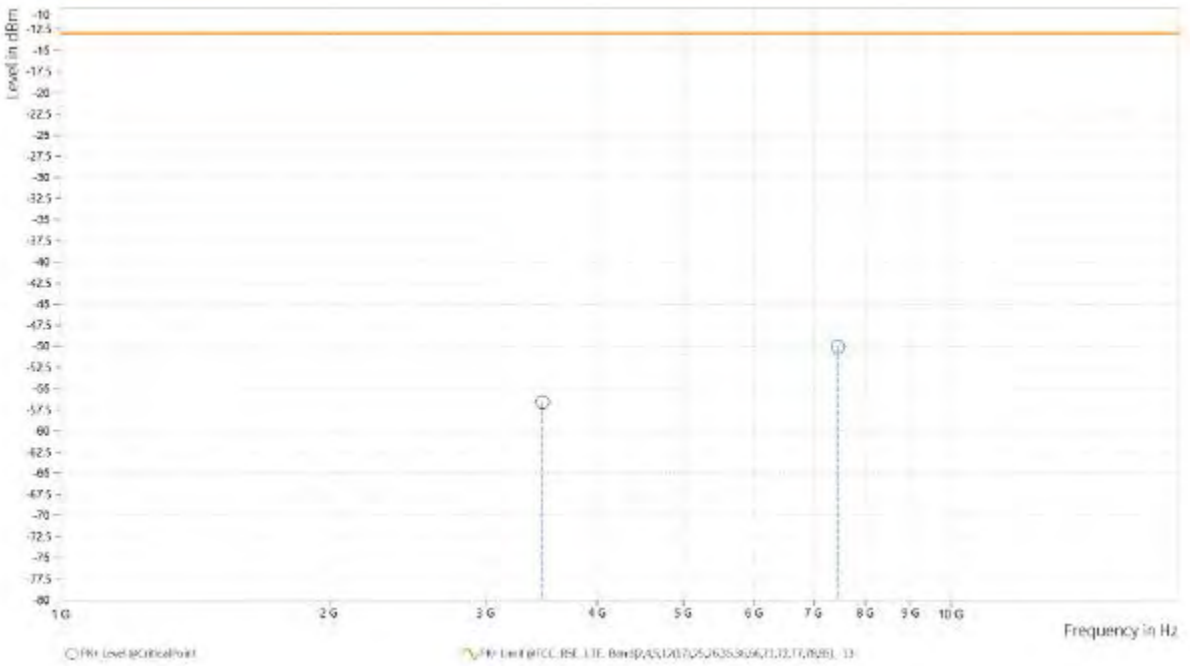

MODE	TX channel 132322	FREQUENCY RANGE	Above 1000MHz
ENVIRONMENTAL CONDITIONS	23deg. C, 70%RH	INPUT POWER	AC 120V 60HZ
TESTED BY	Chao Wu		
ANTENNA POLARITY & TEST DISTANCE: VERTICAL AT 3 M			

Rg	Frequency [MHz]	PK+ Level [dBm]	PK+ Limit [dBm]	PK+ Margin [dB]	Correction [dB]	Polarization	Azimuth [deg]	Antenna Height [m]
4	3,476.000	-58.90	-13.00	45.90	12.89	V	342.1	1
4	7,900.000	-49.52	-13.00	36.52	21.82	V	359	2

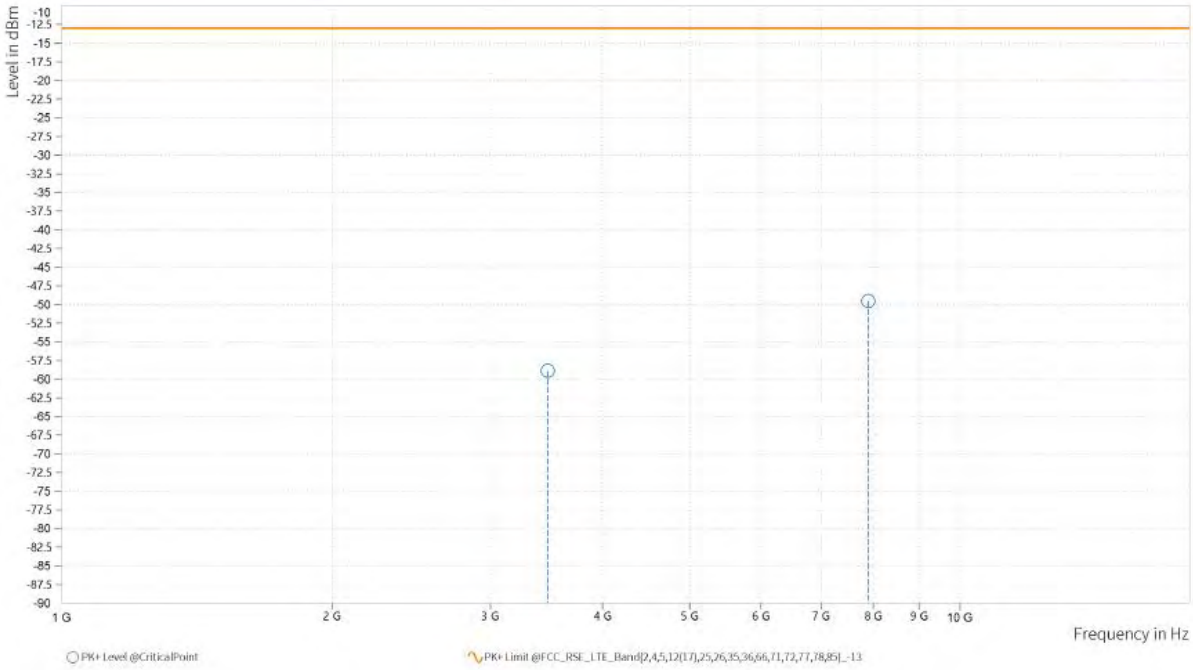

CHANNEL BANDWIDTH: 20MHz / QPSK

MODE	TX channel 132322	**FREQUENCY RANGE**	Above 1000MHz
ENVIRONMENTAL CONDITIONS	23deg. C, 70%RH	**INPUT POWER**	AC 120V 60HZ
TESTED BY	Chao Wu		
ANTENNA POLARITY & TEST DISTANCE: HORIZONTAL AT 3 M			

Rg	Frequency [MHz]	PK+ Level [dBm]	PK+ Limit [dBm]	PK+ Margin [dB]	Correction [dB]	Polarization	Azimuth [deg]	Antenna Height [m]
4	3,472.000	-56.65	-13.00	43.65	12.87	H	1	2
4	7,970.500	-49.75	-13.00	36.75	21.92	H	1	1

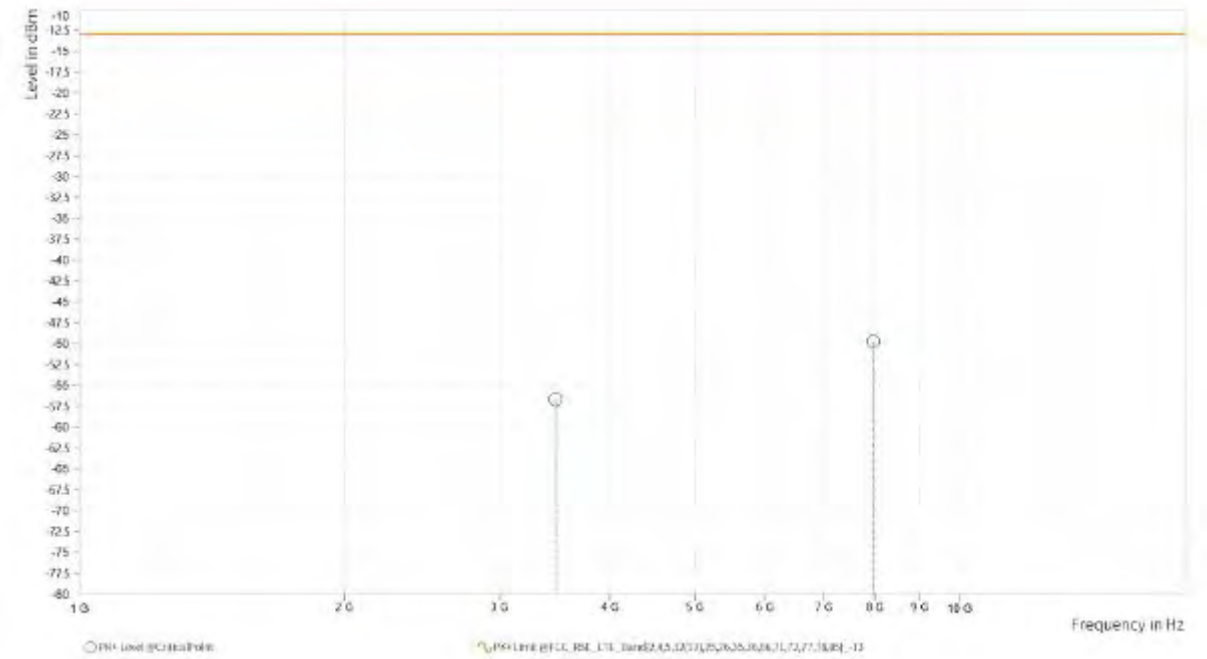

MODE	TX channel 132322	FREQUENCY RANGE	Above 1000MHz
ENVIRONMENTAL CONDITIONS	23deg. C, 70%RH	INPUT POWER	AC 120V 60HZ
TESTED BY	Chao Wu		
ANTENNA POLARITY & TEST DISTANCE: VERTICAL AT 3 M			

Rg	Frequency [MHz]	PK+ Level [dBm]	PK+ Limit [dBm]	PK+ Margin [dB]	Correction [dB]	Polarization	Azimuth [deg]	Antenna Height [m]
4	3,472.000	-57.40	-13.00	44.40	12.87	V	359	2
4	7,960.000	-49.76	-13.00	36.76	21.98	V	359.1	1

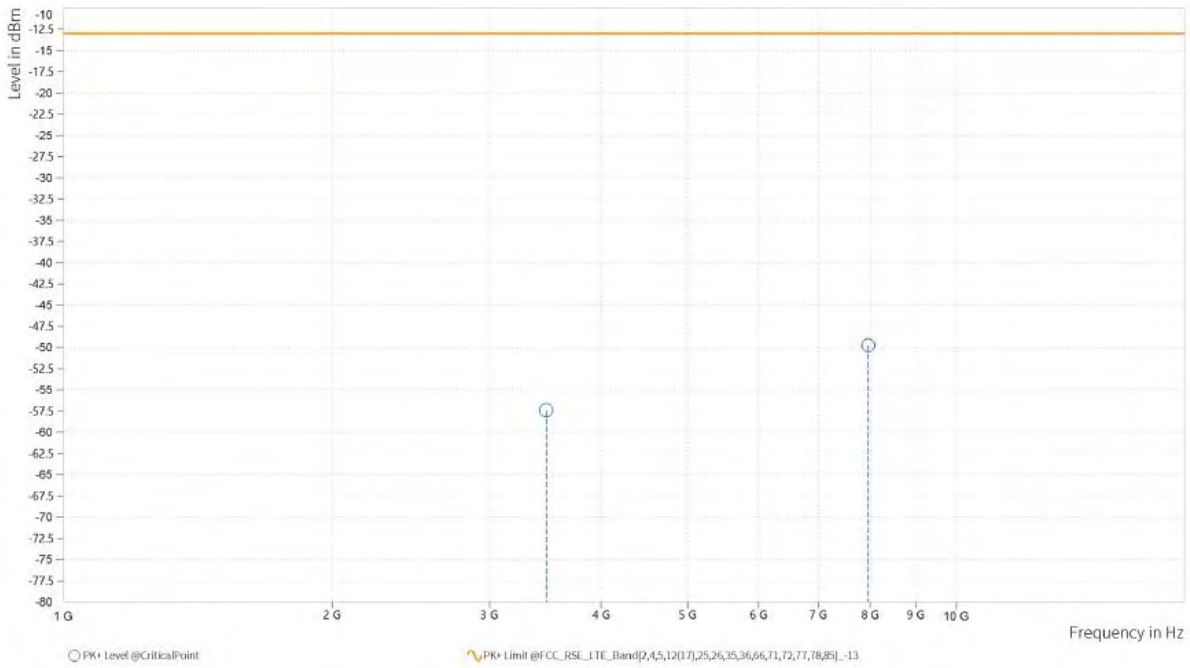

3.7 PEAK TO AVERAGE RATIO

3.7.1 LIMITS OF PEAK TO AVERAGE RATIO MEASUREMENT

In measuring transmissions in this band using an average power technique, the peak to-average ratio (PAR) of the transmission may not exceed 13 dB

3.7.2 TEST SETUP

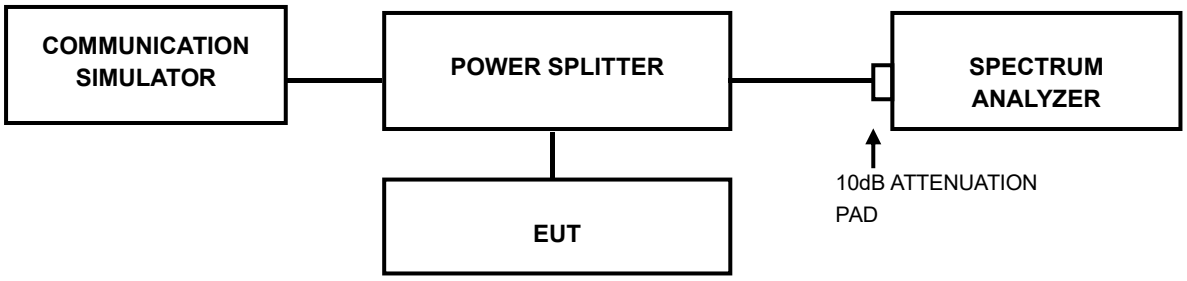

3.7.3 TEST PROCEDURES

1. Set resolution/measurement bandwidth ≥ signal's occupied bandwidth;
2. Set the number of counts to a value that stabilizes the measured CCDF curve;
3. Record the maximum PAPR level associated with a probability of 0.1%.

3.7.4 TEST RESULTS

Please Refer to Appendix Of this test report.

4 INFORMATION ON THE TESTING LABORATORIES

We, Huarui 7layers High Technology (Suzhou) Co., Ltd. ,were founded in 2020 to provide our best service in EMC, Radio, Telecom and Safety consultation. Our laboratories are accredited and approved according to ISO/IEC 17025.

If you have any comments, please feel free to contact us at the following:

Suzhou EMC/RF Lab:
Tel: +86 (0557) 368 1008

5 MODIFICATIONS RECORDERS FOR ENGINEERING CHANGES TO THE EUT BY THE LAB

No any modifications are made to the EUT by the lab during the test.

6 Appendix

LTE BAND41 (INDCLUDING LTE BAND38)

PEAK-TO-AVERAGE RATIO(CCDF)

Test Result

Band	Bandwidth	Modulation	Channel	RB Configuration	Result(dB)	Limit(dB)	Verdict
Band41	20MHz	QPSK	39750	1RB#0	5.12	13	PASS
Band41	20MHz	QPSK	39750	100RB#0	5.49	13	PASS
Band41	20MHz	QPSK	40620	1RB#0	5.19	13	PASS
Band41	20MHz	QPSK	40620	100RB#0	5.49	13	PASS
Band41	20MHz	QPSK	41490	1RB#0	5.26	13	PASS
Band41	20MHz	QPSK	41490	100RB#0	6.33	13	PASS
Band41	20MHz	16QAM	39750	1RB#0	5.31	13	PASS
Band41	20MHz	16QAM	39750	100RB#0	6.87	13	PASS
Band41	20MHz	16QAM	40620	1RB#0	5.33	13	PASS
Band41	20MHz	16QAM	40620	100RB#0	5.97	13	PASS
Band41	20MHz	16QAM	41490	1RB#0	5.49	13	PASS
Band41	20MHz	16QAM	41490	100RB#0	6.82	13	PASS
Band41	20MHz	64QAM	39750	1RB#0	5.37	13	PASS
Band41	20MHz	64QAM	39750	100RB#0	6.85	13	PASS
Band41	20MHz	64QAM	40620	1RB#0	5.88	13	PASS
Band41	20MHz	64QAM	40620	100RB#0	6.70	13	PASS
Band41	20MHz	64QAM	41490	1RB#0	6.36	13	PASS
Band41	20MHz	64QAM	41490	100RB#0	7.15	13	PASS

Test Graphs

Band41-20MHz-QPSK-39750-1RB#0

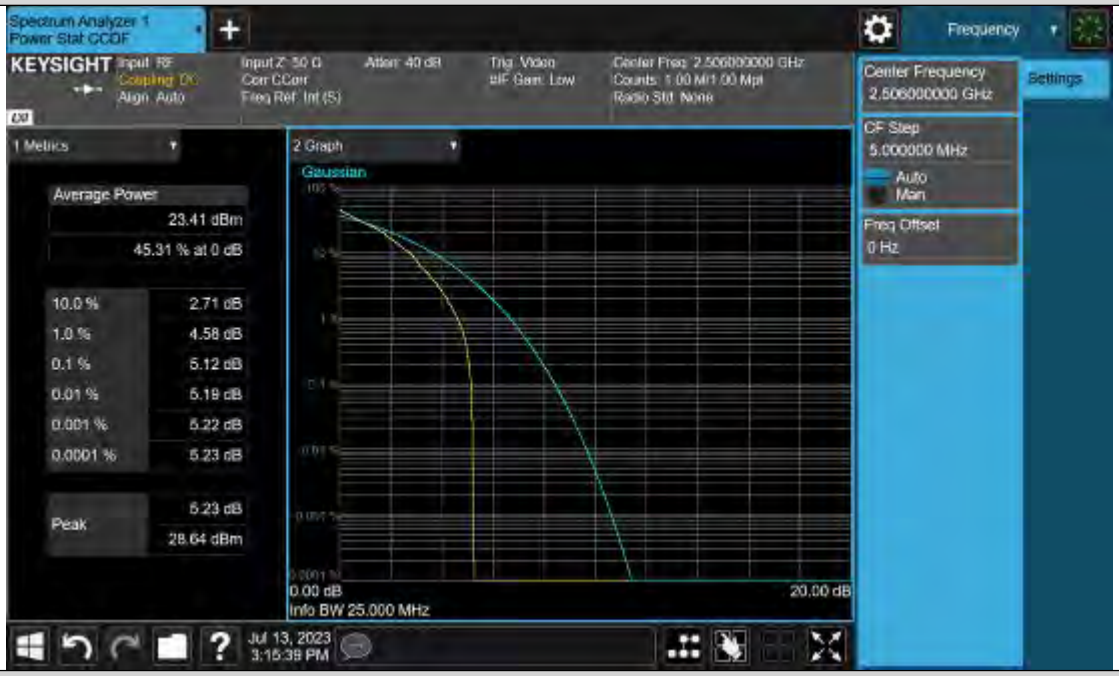

Band41-20MHz-QPSK-39750-100RB#0

Band41-20MHz-QPSK-40620-1RB#0

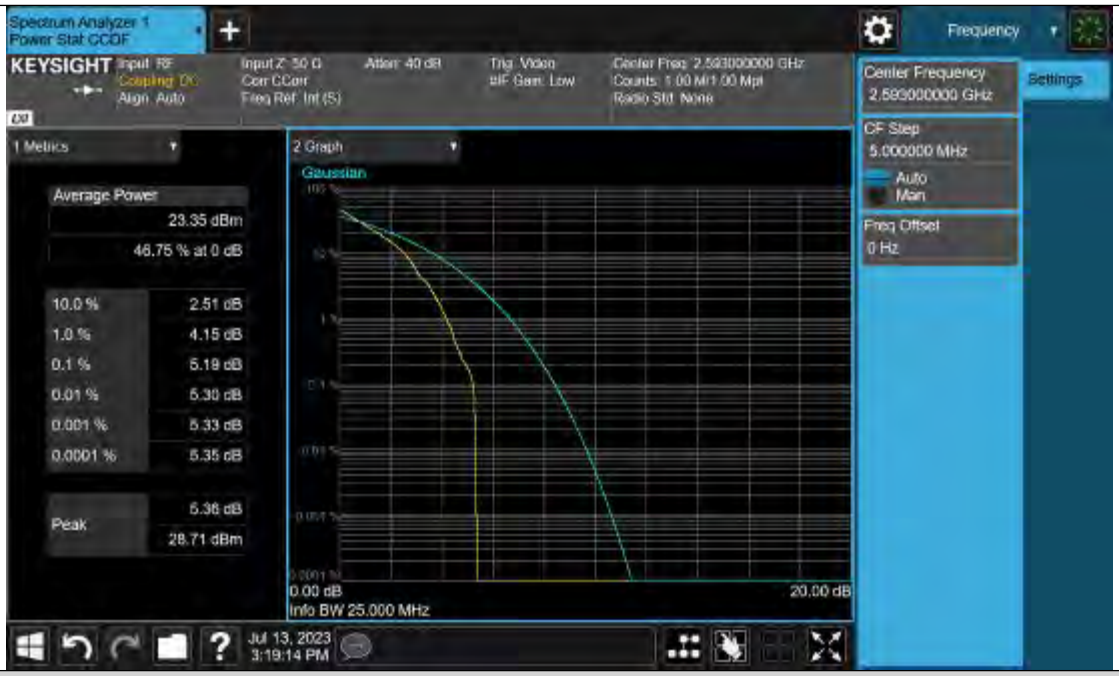

Band41-20MHz-QPSK-40620-100RB#0

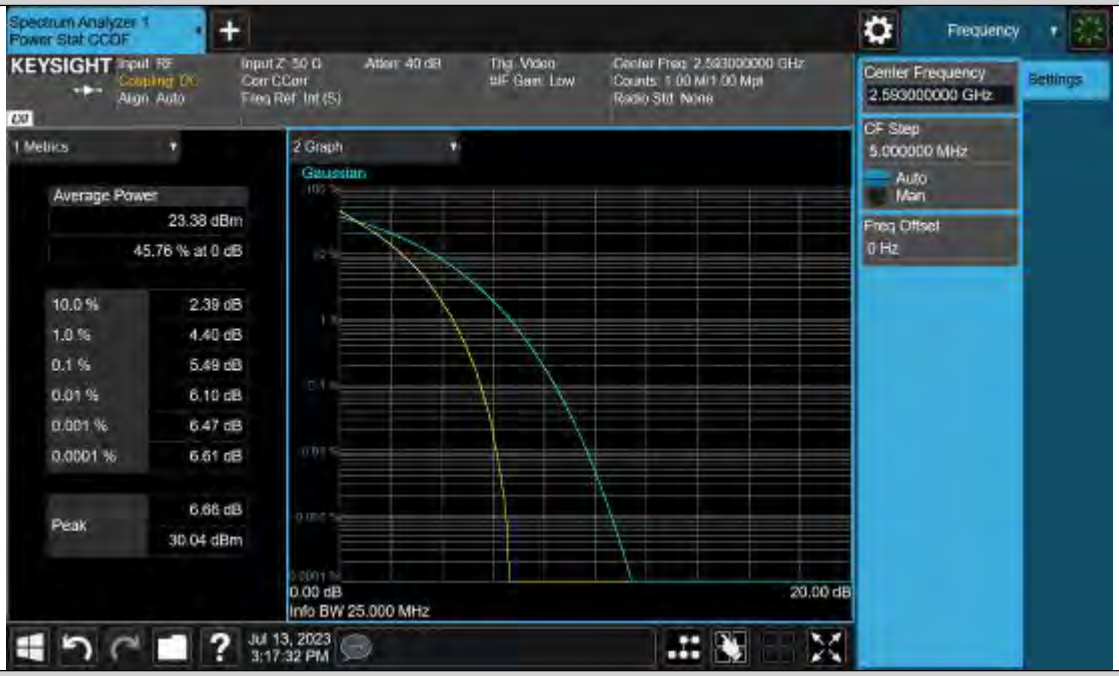

Band41-20MHz-QPSK-41490-1RB#0

Band41-20MHz-QPSK-41490-100RB#0

Band41-20MHz-16QAM-39750-1RB#0

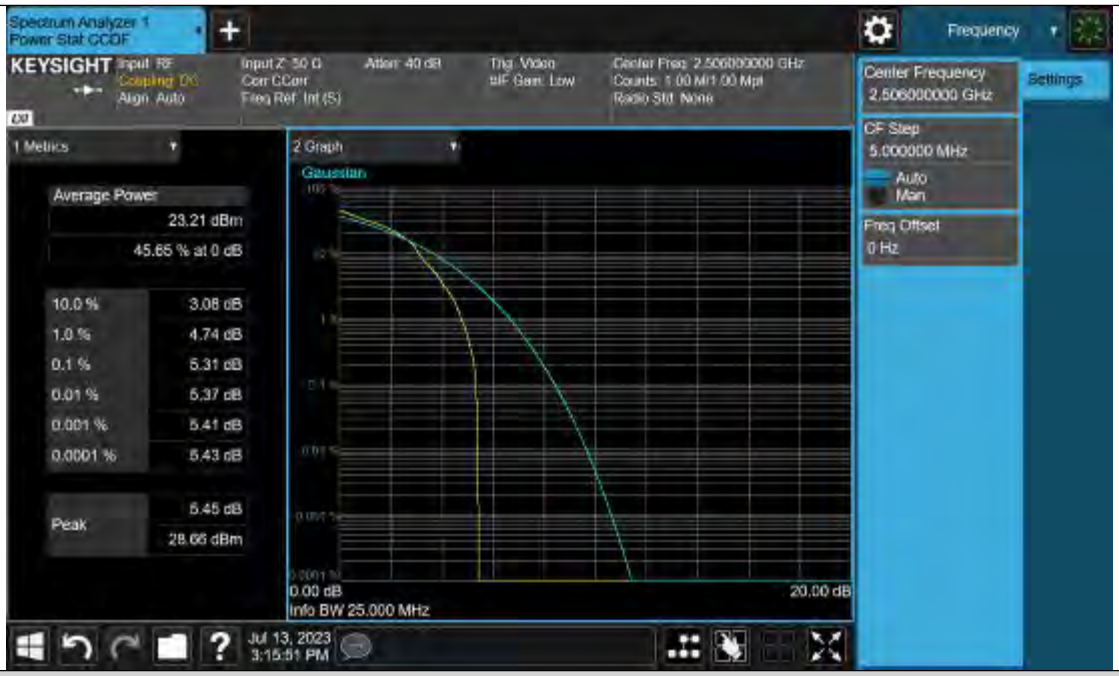

Band41-20MHz-16QAM-39750-100RB#0

Band41-20MHz-16QAM-40620-1RB#0

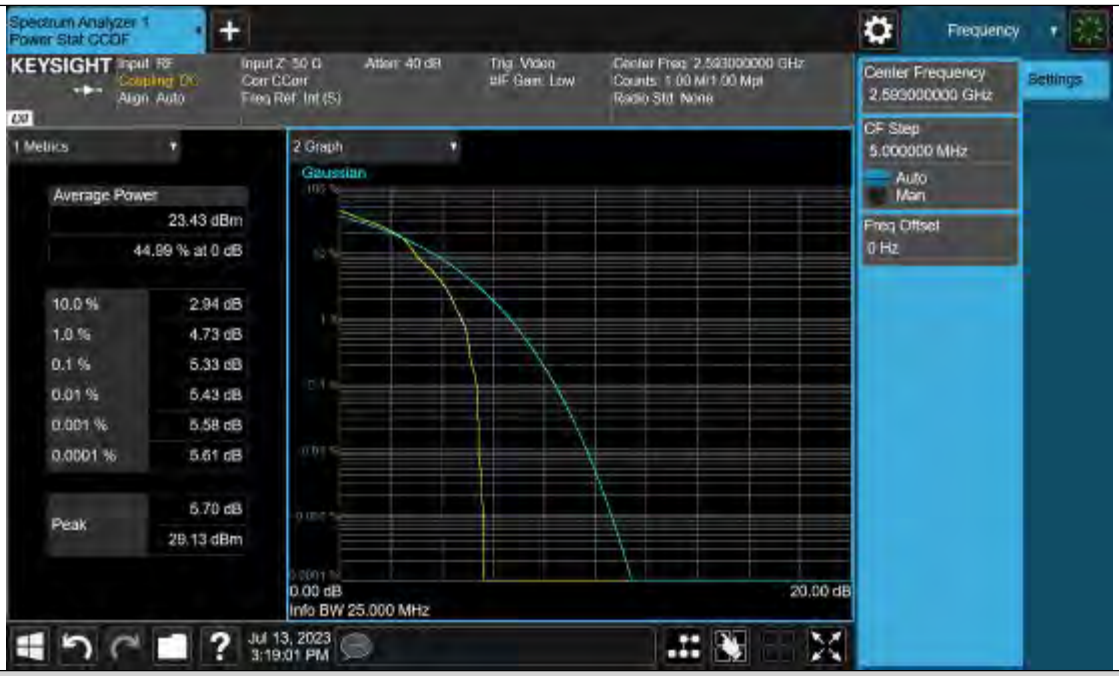

Band41-20MHz-16QAM-40620-100RB#0

Band41-20MHz-16QAM-41490-1RB#0

Band41-20MHz-16QAM-41490-100RB#0

Band41-20MHz-64QAM-39750-1RB#0

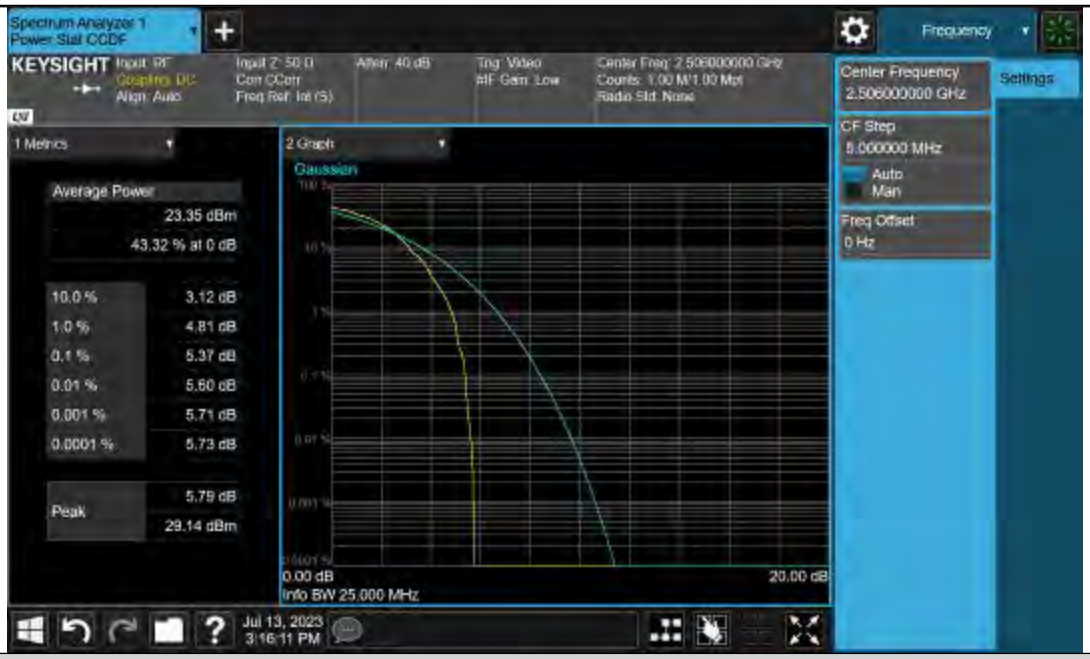

Band41-20MHz-64QAM-39750-100RB#0

Band41-20MHz-64QAM-40620-1RB#0

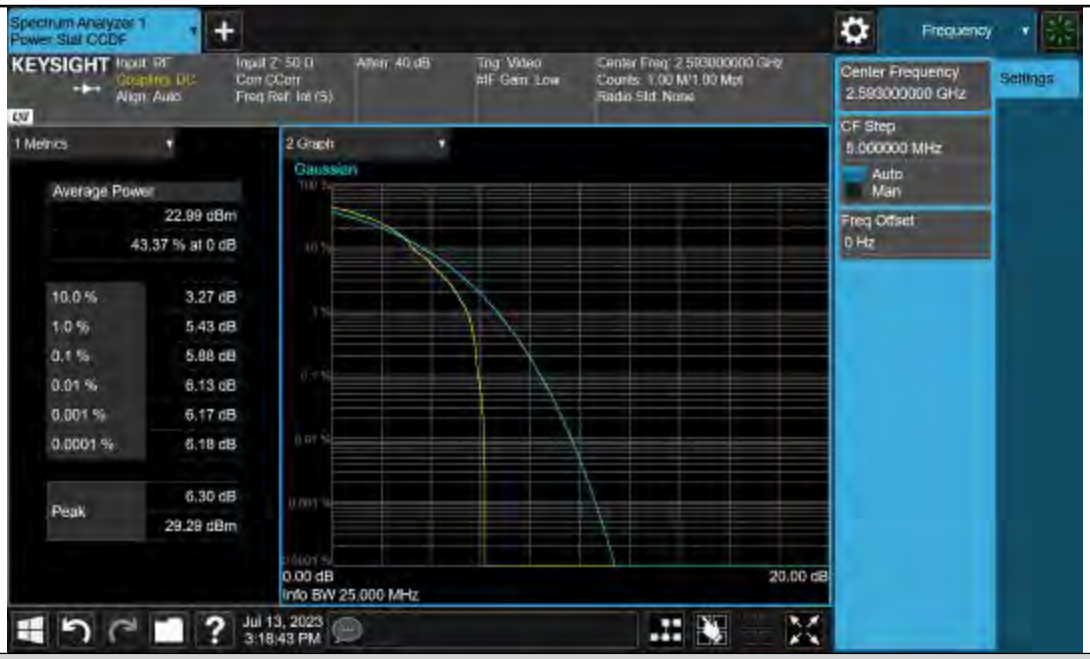

Band41-20MHz-64QAM-40620-100RB#0

Band41-20MHz-64QAM-41490-1RB#0

Band41-20MHz-64QAM-41490-100RB#0

26DB BANDWIDTH AND OCCUPIED BANDWIDTH

Test Result

Band	Bandwidth	Modulation	Channel	RB Configuration	Occupied Bandwidth (MHz)	26dB Bandwidth (MHz)	Verdict
Band41	5MHz	QPSK	39675	25RB#0	4.5030	5.004	PASS
Band41	5MHz	QPSK	40620	25RB#0	4.5275	5.244	PASS
Band41	5MHz	QPSK	41565	25RB#0	4.5102	5.302	PASS
Band41	5MHz	16QAM	39675	25RB#0	4.5058	4.984	PASS
Band41	5MHz	16QAM	40620	25RB#0	4.5064	4.912	PASS
Band41	5MHz	16QAM	41565	25RB#0	4.5078	4.968	PASS
Band41	5MHz	64QAM	39675	25RB#0	4.5231	4.990	PASS
Band41	5MHz	64QAM	40620	25RB#0	4.5106	4.944	PASS
Band41	5MHz	64QAM	41565	25RB#0	4.5072	4.973	PASS
Band41	10MHz	QPSK	39700	50RB#0	9.0147	9.9981	PASS
Band41	10MHz	QPSK	40620	50RB#0	9.0033	10.07	PASS
Band41	10MHz	QPSK	41540	50RB#0	9.0114	10.47	PASS
Band41	10MHz	16QAM	39700	50RB#0	8.9937	9.841	PASS
Band41	10MHz	16QAM	40620	50RB#0	8.9731	9.698	PASS
Band41	10MHz	16QAM	41540	50RB#0	8.9609	9.786	PASS
Band41	10MHz	64QAM	39700	50RB#0	8.9944	9.940	PASS
Band41	10MHz	64QAM	40620	50RB#0	8.9847	10.19	PASS
Band41	10MHz	64QAM	41540	50RB#0	8.9857	9.871	PASS
Band41	15MHz	QPSK	39725	75RB#0	13.491	14.95	PASS
Band41	15MHz	QPSK	40620	75RB#0	13.466	14.82	PASS
Band41	15MHz	QPSK	41515	75RB#0	13.459	15.58	PASS
Band41	15MHz	16QAM	39725	75RB#0	13.449	15.37	PASS
Band41	15MHz	16QAM	40620	75RB#0	13.504	15.43	PASS
Band41	15MHz	16QAM	41515	75RB#0	13.519	14.79	PASS
Band41	15MHz	64QAM	39725	75RB#0	13.447	14.84	PASS
Band41	15MHz	64QAM	40620	75RB#0	13.503	14.92	PASS
Band41	15MHz	64QAM	41515	75RB#0	13.451	15.53	PASS
Band41	20MHz	QPSK	39750	100RB#0	17.988	19.24	PASS
Band41	20MHz	QPSK	40620	100RB#0	17.896	20.04	PASS
Band41	20MHz	QPSK	41490	100RB#0	17.929	19.65	PASS
Band41	20MHz	16QAM	39750	100RB#0	17.931	21.43	PASS
Band41	20MHz	16QAM	40620	100RB#0	17.959	24.65	PASS
Band41	20MHz	16QAM	41490	100RB#0	17.946	20.281	PASS
Band41	20MHz	64QAM	39750	100RB#0	17.913	19.90	PASS
Band41	20MHz	64QAM	40620	100RB#0	17.959	19.62	PASS
Band41	20MHz	64QAM	41490	100RB#0	17.957	19.24	PASS

Test Graphs

Band41-5MHz-QPSK-39675-25RB#0

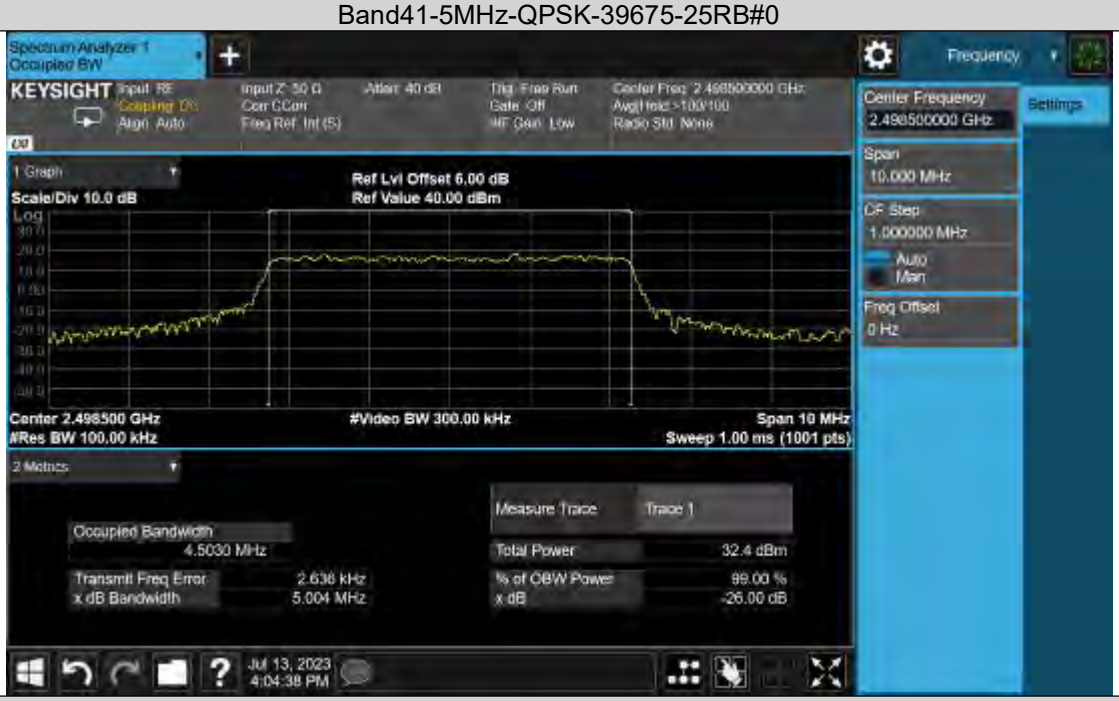

Band41-5MHz-QPSK-40620-25RB#0

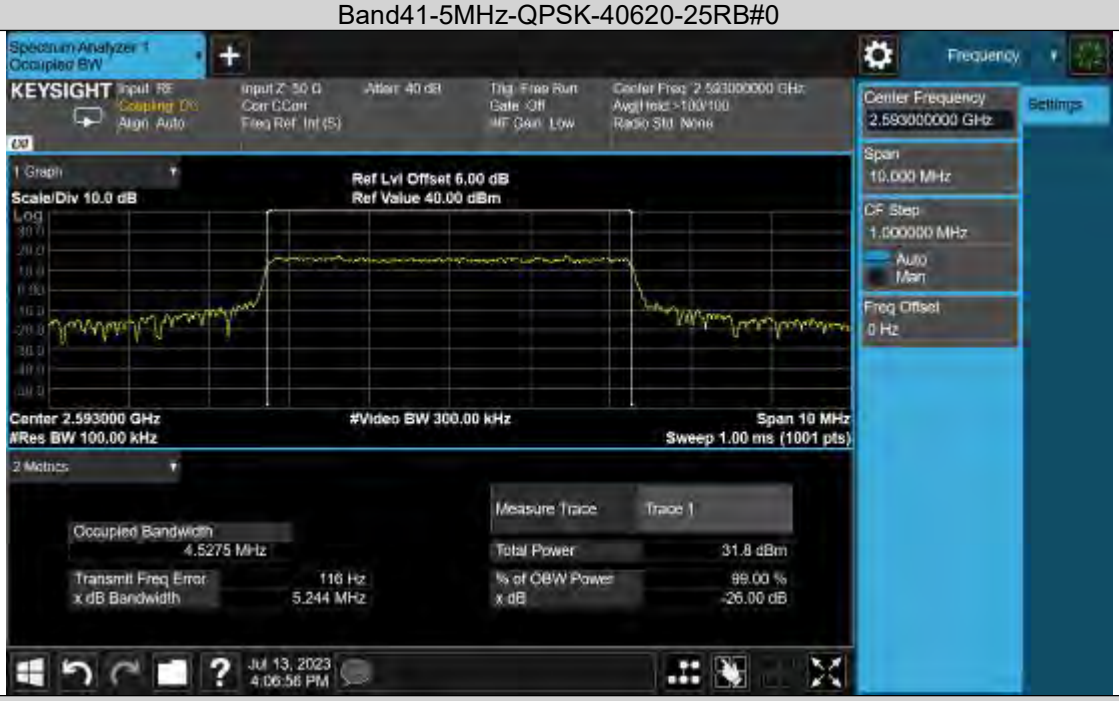

Band41-5MHz-QPSK-41565-25RB#0

Band41-5MHz-16QAM-39675-25RB#0

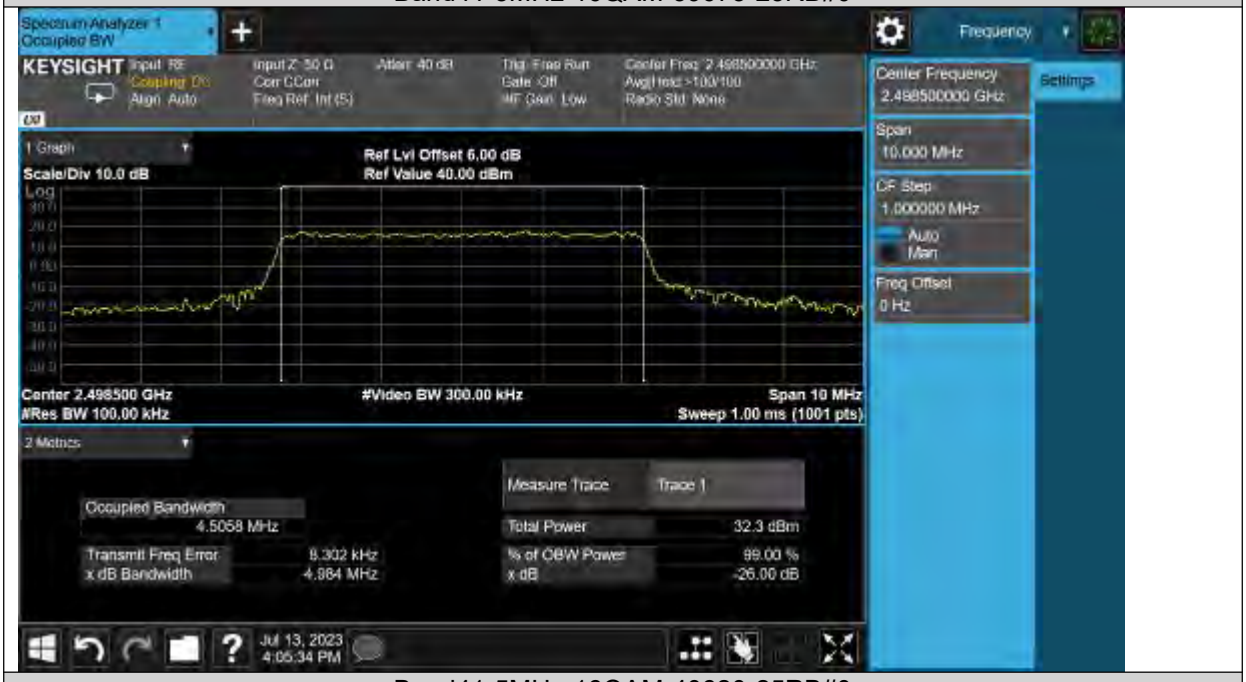

Band41-5MHz-16QAM-40620-25RB#0

Band41-5MHz-16QAM-41565-25RB#0

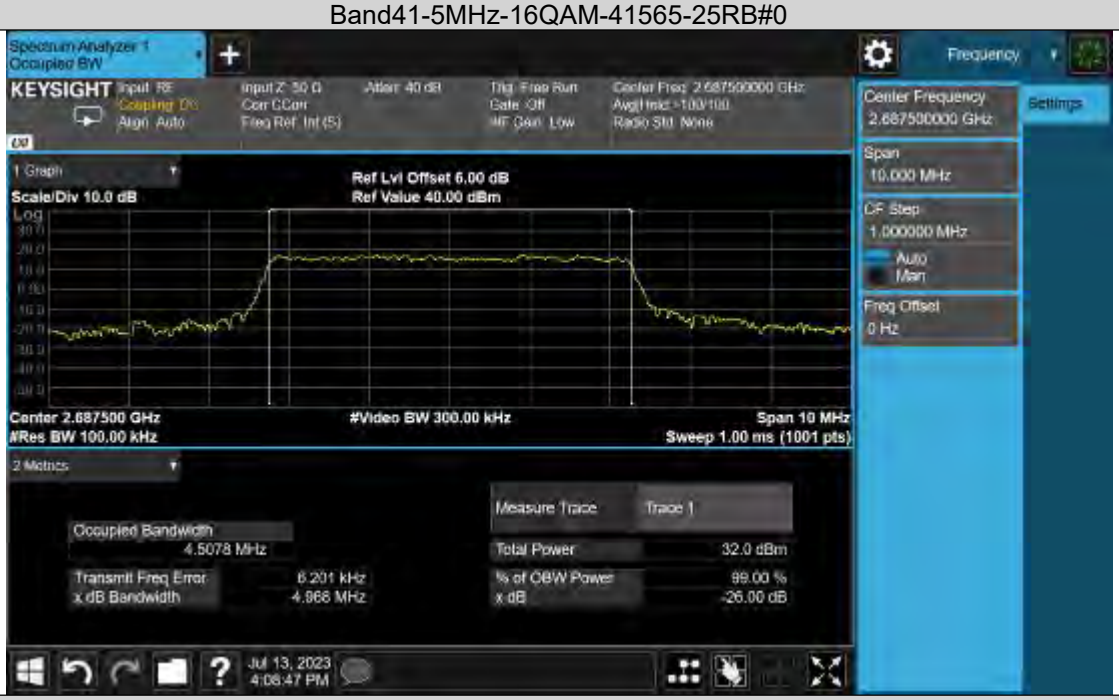

Band41-5MHz-64QAM-39675-25RB#0

Band41-5MHz-64QAM-40620-25RB#0

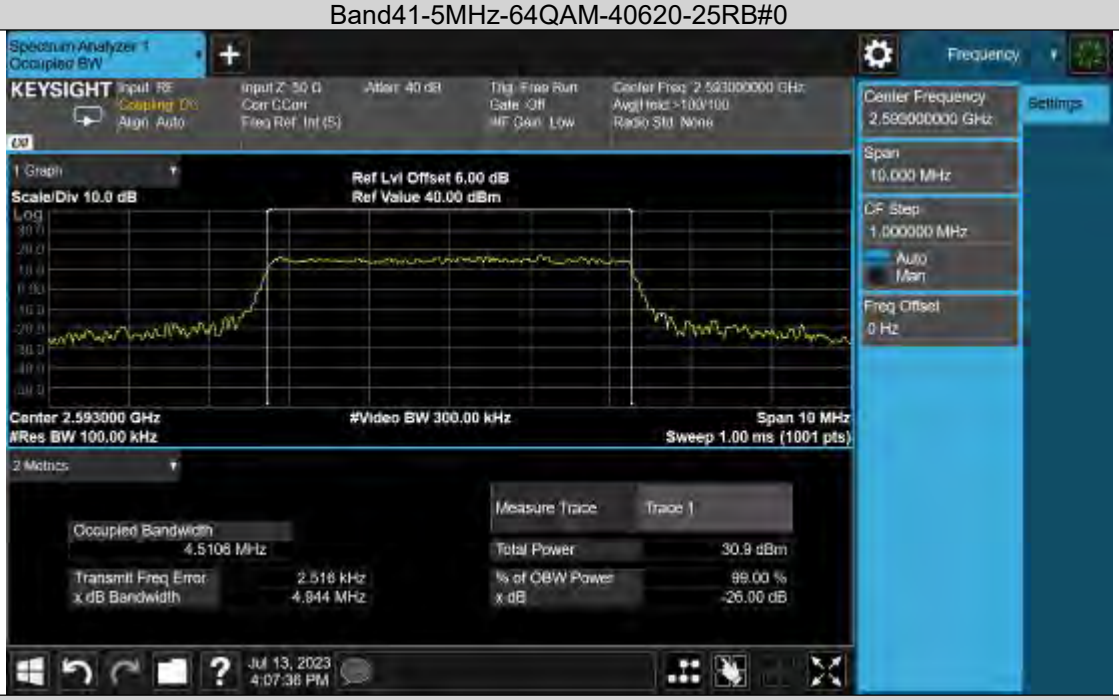

Band41-5MHz-64QAM-41540-25RB#0

Band41-10MHz-QPSK-39700-50RB#0

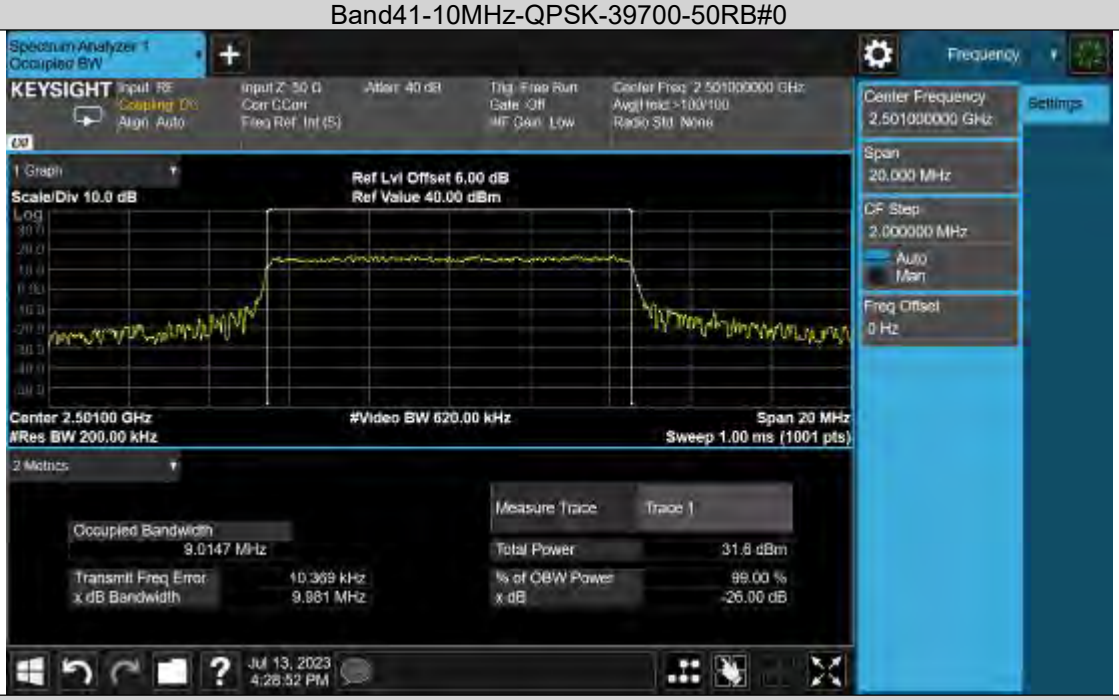

Band41-10MHz-QPSK-40620-50RB#0

Band41-10MHz-QPSK-41540-50RB#0

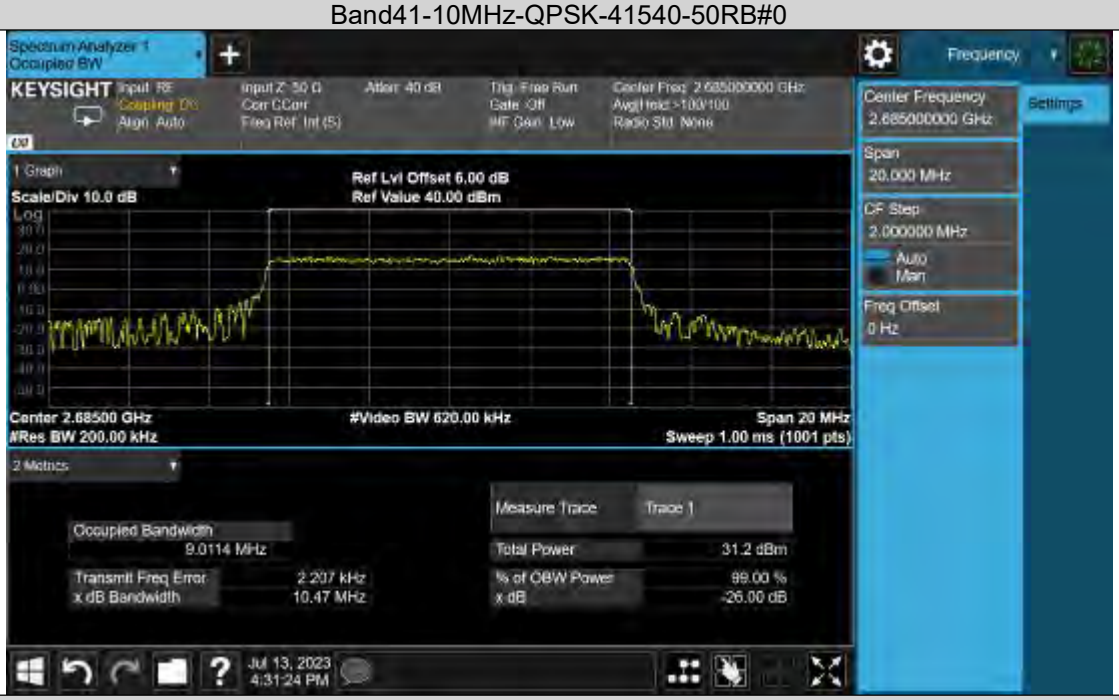

Band41-10MHz-16QAM-39700-50RB#0

Band41-10MHz-16QAM-40620-50RB#0

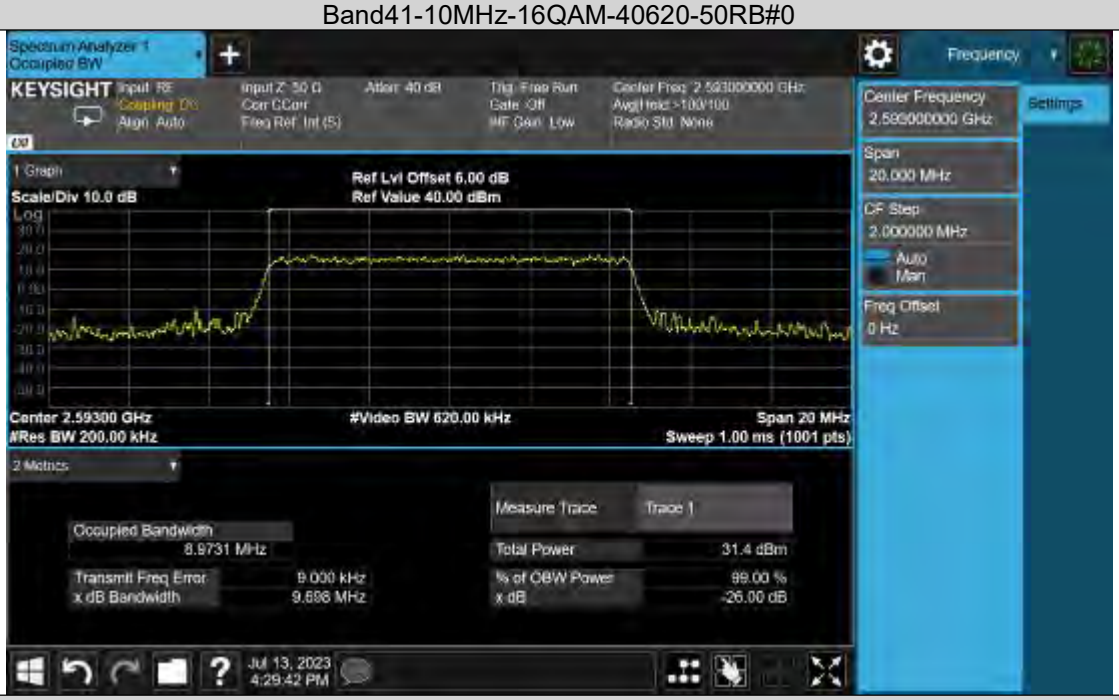

Band41-10MHz-16QAM-41540-50RB#0

Band41-10MHz-64QAM-39700-50RB#0

Band41-10MHz-64QAM-40620-50RB#0

Band41-10MHz-64QAM-41540-50RB#0

Band41-15MHz-QPSK-39725-75RB#0

Band41-15MHz-QPSK-40620-75RB#0

Band41-15MHz-QPSK-41515-75RB#0

Band41-15MHz-16QAM-39725-75RB#0

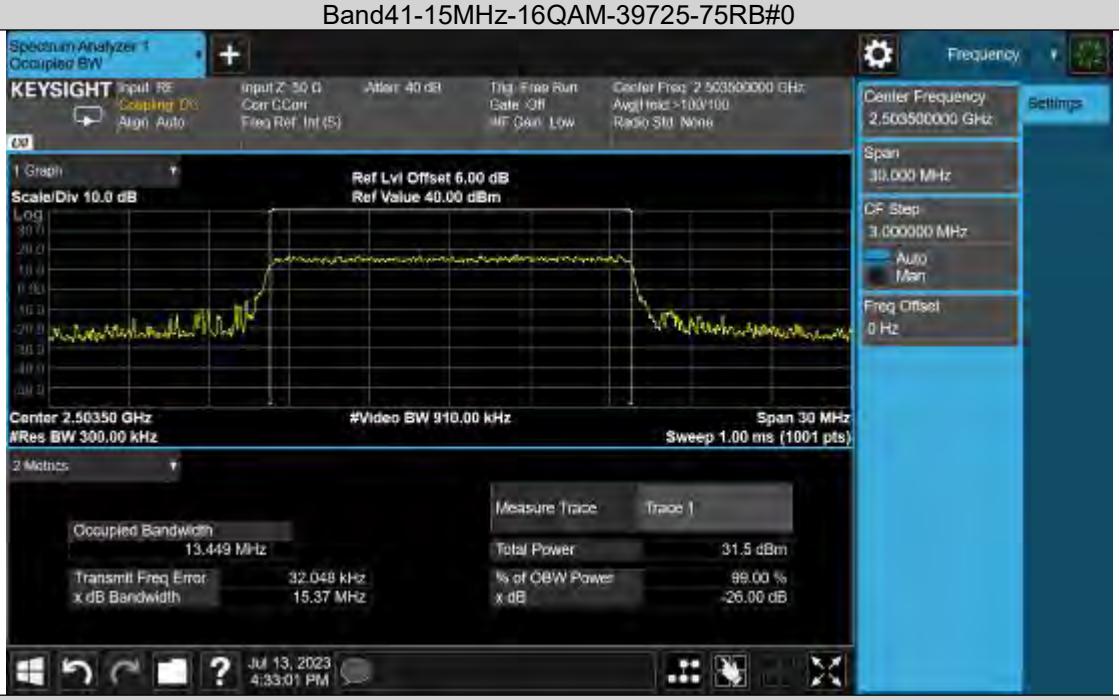

Band41-15MHz-16QAM-40620-75RB#0

Band41-15MHz-16QAM-41515-75RB#0

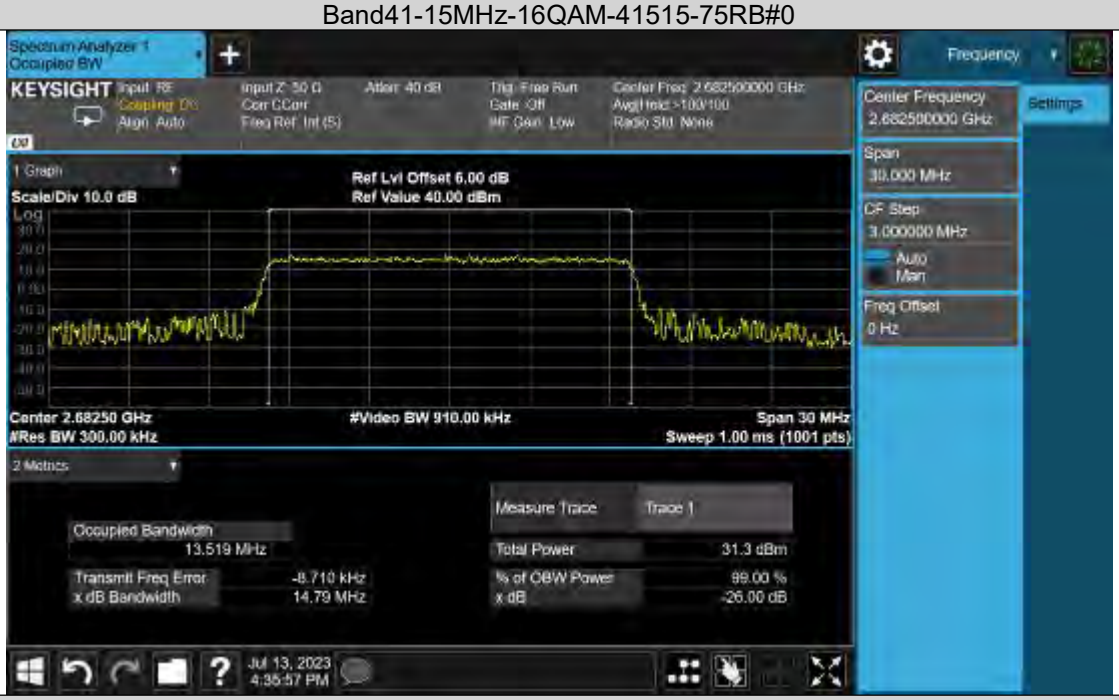

Band41-15MHz-64QAM-39725-75RB#0

Band41-15MHz-64QAM-40620-75RB#0

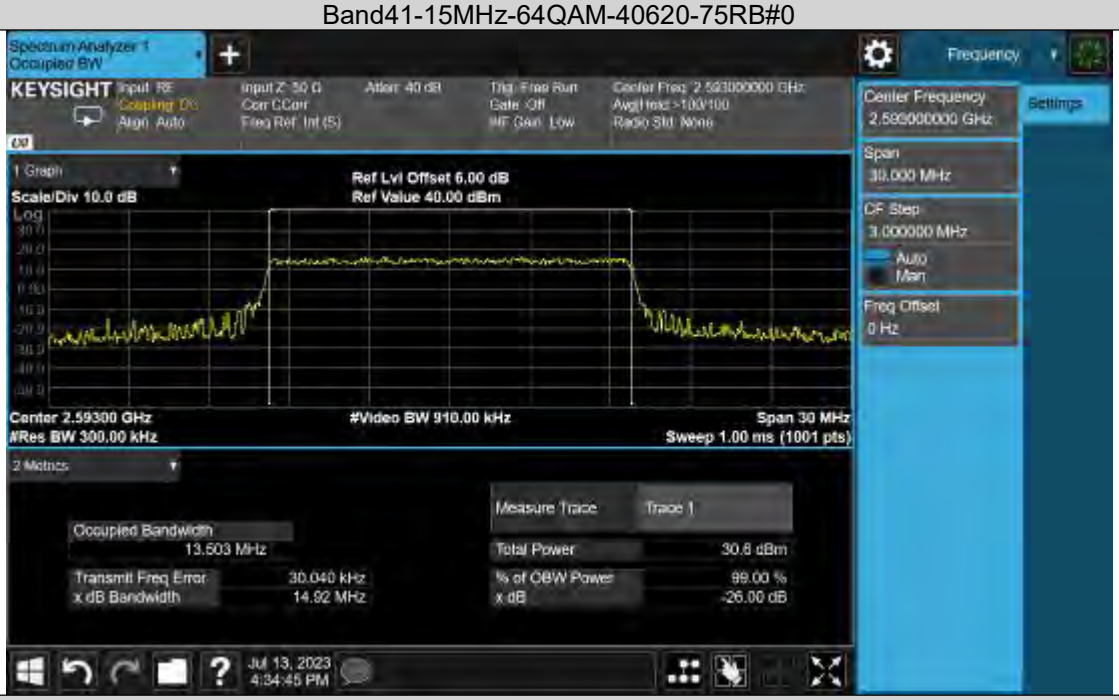

Band41-15MHz-64QAM-41515-75RB#0

Band41-20MHz-QPSK-39750-100RB#0

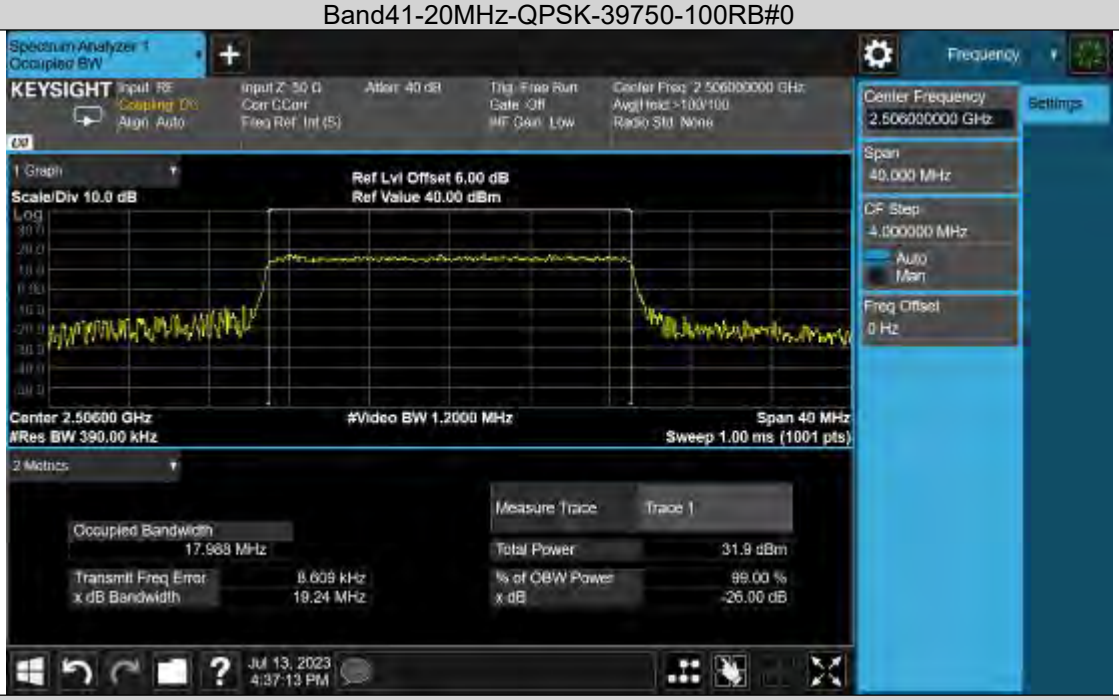

Band41-20MHz-QPSK-40620-100RB#0

Band41-20MHz-QPSK-41490-100RB#0

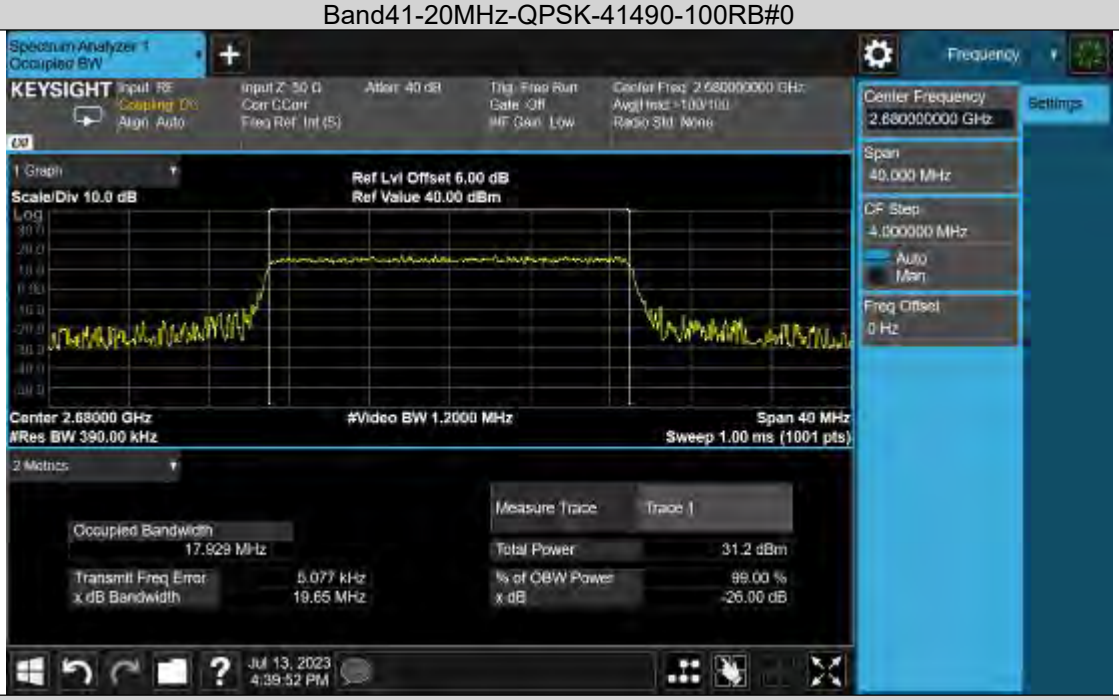

Band41-20MHz-16QAM-39750-100RB#0

Band41-20MHz-16QAM-40620-100RB#0

Band41-20MHz-16QAM-41490-100RB#0

Band41-20MHz-64QAM-39750-100RB#0

Band41-20MHz-64QAM-40620-100RB#0

Band41-20MHz-64QAM-41490-100RB#0

BAND EDGE

Test Result

Band	Bandwidth	Modulation	Channel	RB Configuration	Result(dBm)	Verdict
Band41	5MHz	QPSK	39675	1RB#0	-19.62	PASS
Band41	5MHz	QPSK	39675	25RB#0	-24.35	PASS
Band41	5MHz	QPSK	41565	1RB#24	-13.26	PASS
Band41	5MHz	QPSK	41565	25RB#0	-21.80	PASS
Band41	5MHz	16QAM	39675	1RB#0	-19.04	PASS
Band41	5MHz	16QAM	39675	25RB#0	-22.13	PASS
Band41	5MHz	16QAM	41565	1RB#24	-14.50	PASS
Band41	5MHz	16QAM	41565	25RB#0	-23.13	PASS
Band41	5MHz	64QAM	39675	1RB#0	-18.91	PASS
Band41	5MHz	64QAM	39675	25RB#0	-22.93	PASS
Band41	5MHz	64QAM	41565	1RB#24	-13.13	PASS
Band41	5MHz	64QAM	41565	25RB#0	-22.86	PASS
Band41	10MHz	QPSK	39700	1RB#0	-29.88	PASS
Band41	10MHz	QPSK	39700	50RB#0	-26.50	PASS
Band41	10MHz	QPSK	41540	1RB#49	-18.39	PASS
Band41	10MHz	QPSK	41540	50RB#0	-27.52	PASS
Band41	10MHz	16QAM	39700	1RB#0	-27.94	PASS
Band41	10MHz	16QAM	39700	50RB#0	-25.40	PASS
Band41	10MHz	16QAM	41540	1RB#49	-20.88	PASS
Band41	10MHz	16QAM	41540	50RB#0	-26.47	PASS
Band41	10MHz	64QAM	39700	1RB#0	-21.88	PASS
Band41	10MHz	64QAM	39700	50RB#0	-26.42	PASS
Band41	10MHz	64QAM	41540	1RB#49	-18.69	PASS
Band41	10MHz	64QAM	41540	50RB#0	-26.64	PASS
Band41	15MHz	QPSK	39725	1RB#0	-28.42	PASS
Band41	15MHz	QPSK	39725	75RB#0	-27.63	PASS
Band41	15MHz	QPSK	41515	1RB#74	-27.17	PASS
Band41	15MHz	QPSK	41515	75RB#0	-29.05	PASS
Band41	15MHz	16QAM	39725	1RB#0	-28.69	PASS
Band41	15MHz	16QAM	39725	75RB#0	-26.78	PASS
Band41	15MHz	16QAM	41515	1RB#74	-30.06	PASS
Band41	15MHz	16QAM	41515	75RB#0	-28.72	PASS
Band41	15MHz	64QAM	39725	1RB#0	-26.42	PASS
Band41	15MHz	64QAM	39725	75RB#0	-27.05	PASS
Band41	15MHz	64QAM	41515	1RB#74	-29.50	PASS
Band41	15MHz	64QAM	41515	75RB#0	-27.62	PASS
Band41	20MHz	QPSK	39750	1RB#0	-29.94	PASS
Band41	20MHz	QPSK	39750	100RB#0	-29.42	PASS
Band41	20MHz	QPSK	41490	1RB#99	-31.21	PASS
Band41	20MHz	QPSK	41490	100RB#0	-29.88	PASS
Band41	20MHz	16QAM	39750	1RB#0	-27.71	PASS
Band41	20MHz	16QAM	39750	100RB#0	-29.21	PASS
Band41	20MHz	16QAM	41490	1RB#99	-29.37	PASS
Band41	20MHz	16QAM	41490	100RB#0	-29.98	PASS
Band41	20MHz	64QAM	39750	1RB#0	-30.06	PASS

Band41	20MHz	64QAM	39750	100RB#0	--28.49	PASS
Band41	20MHz	64QAM	41490	1RB#99	-31.21	PASS
Band41	20MHz	64QAM	41490	100RB#0	-29.88	PASS

Test Graphs

Band41-5MHz-QPSK-39675-1RB#0

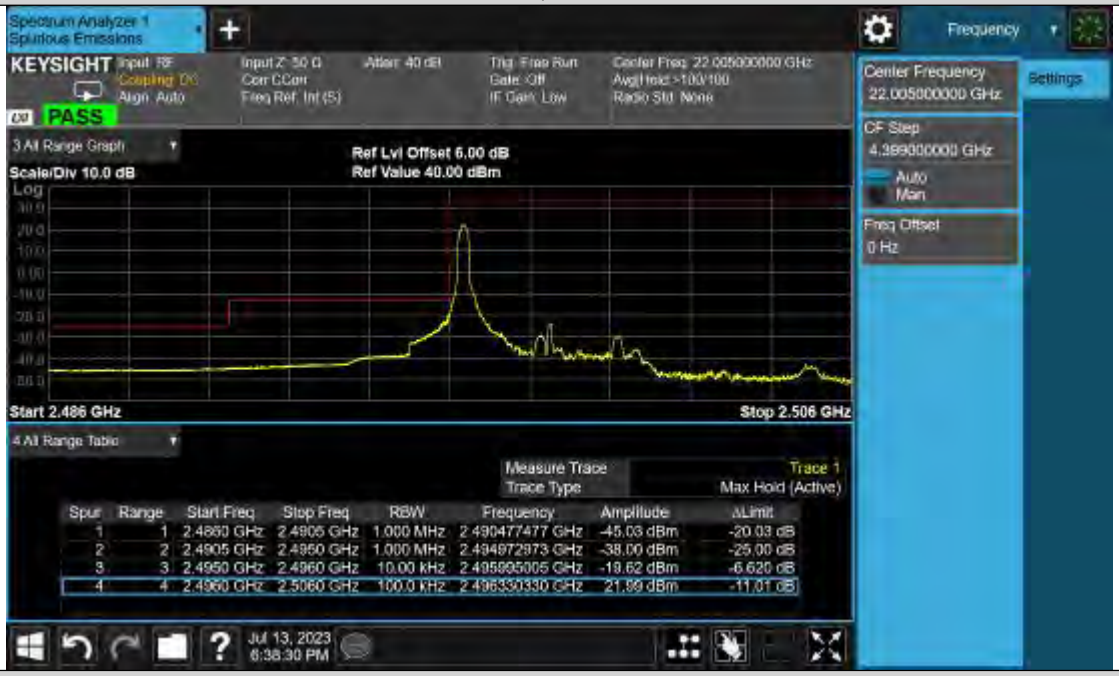

Band41-5MHz-QPSK-39675-25RB#0

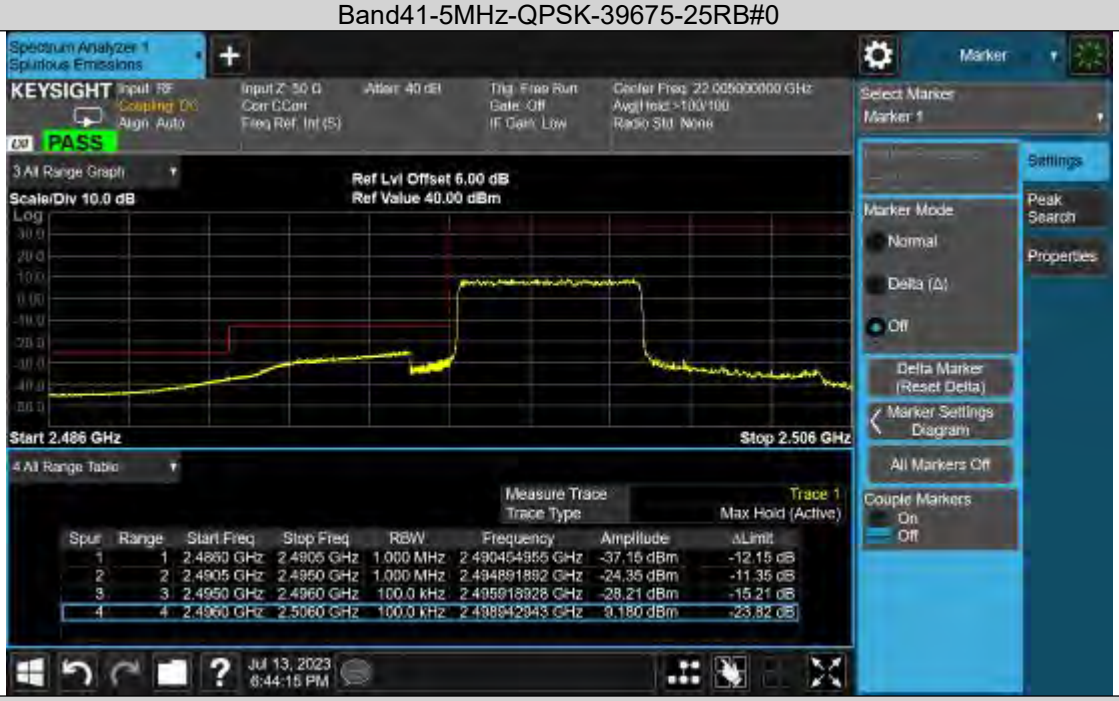

Band41-5MHz-QPSK-41565-1RB#24

Band41-5MHz-QPSK-41565-25RB#0

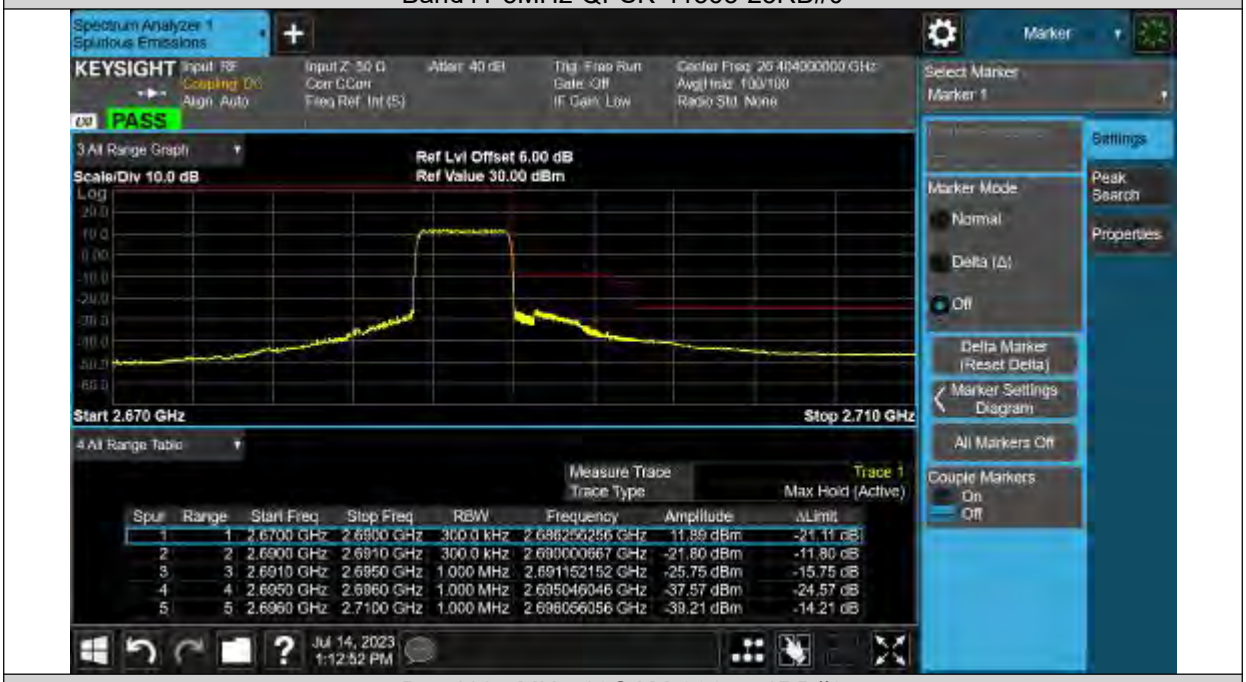

Band41-5MHz-16QAM-39675-1RB#0

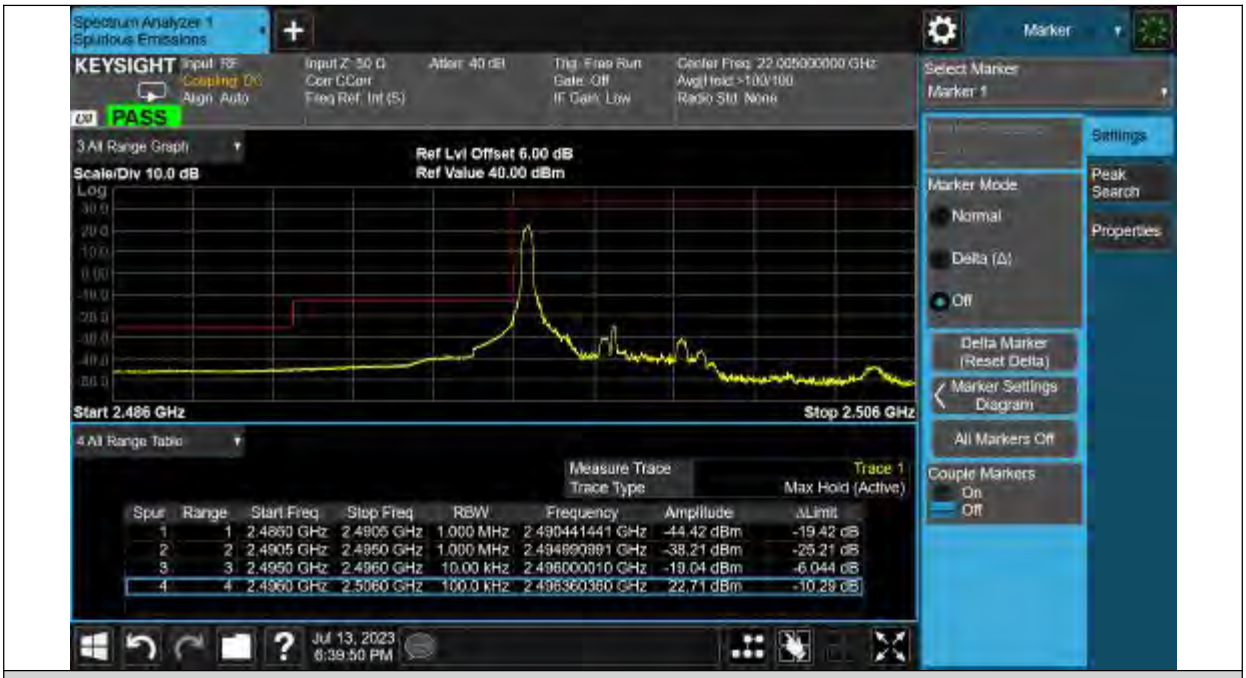

Band41-5MHz-16QAM-39675-25RB#0

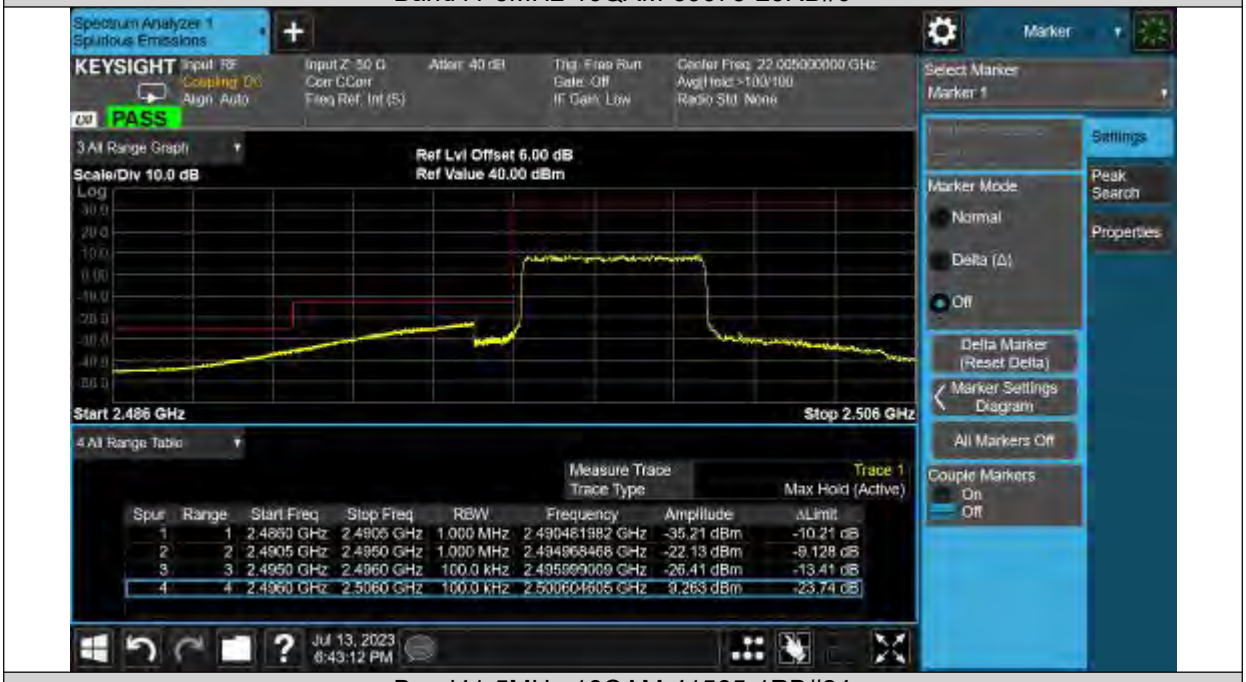

Band41-5MHz-16QAM-41565-1RB#24

Band41-5MHz-16QAM-41565-25RB#0

Band41-5MHz-64QAM-39700-1RB#0

Band41-5MHz-64QAM-39700-25RB#0

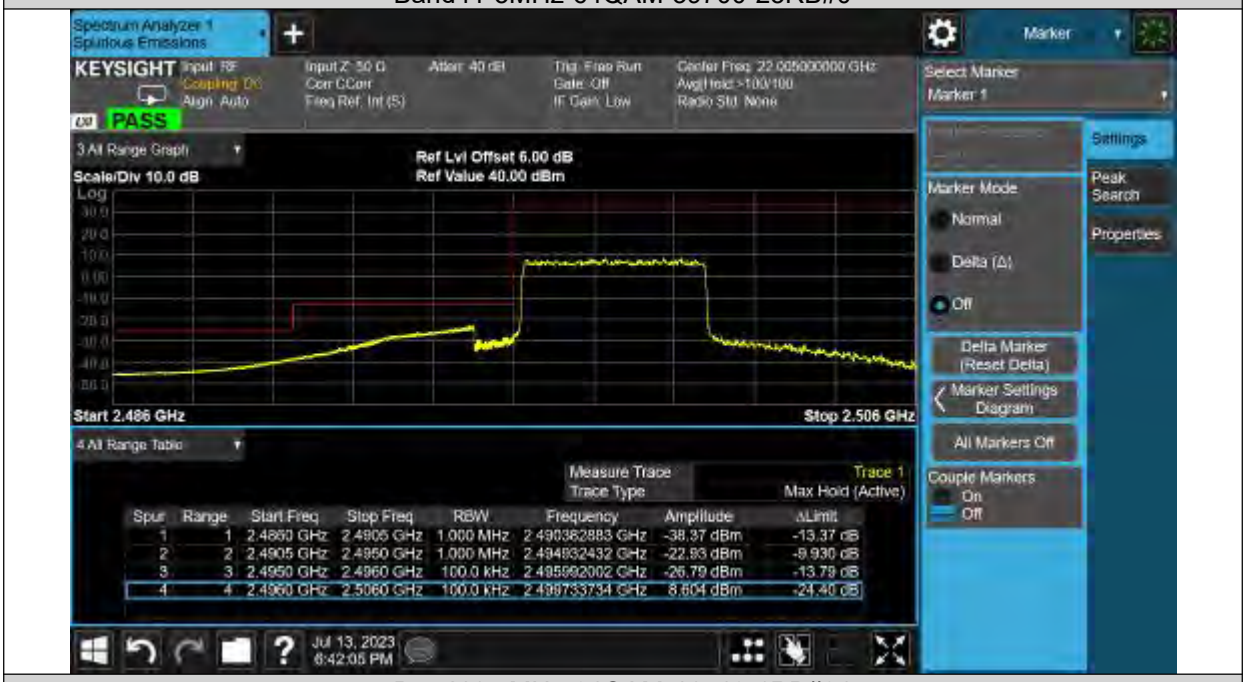

Band41-5MHz-64QAM-41540-1RB#24

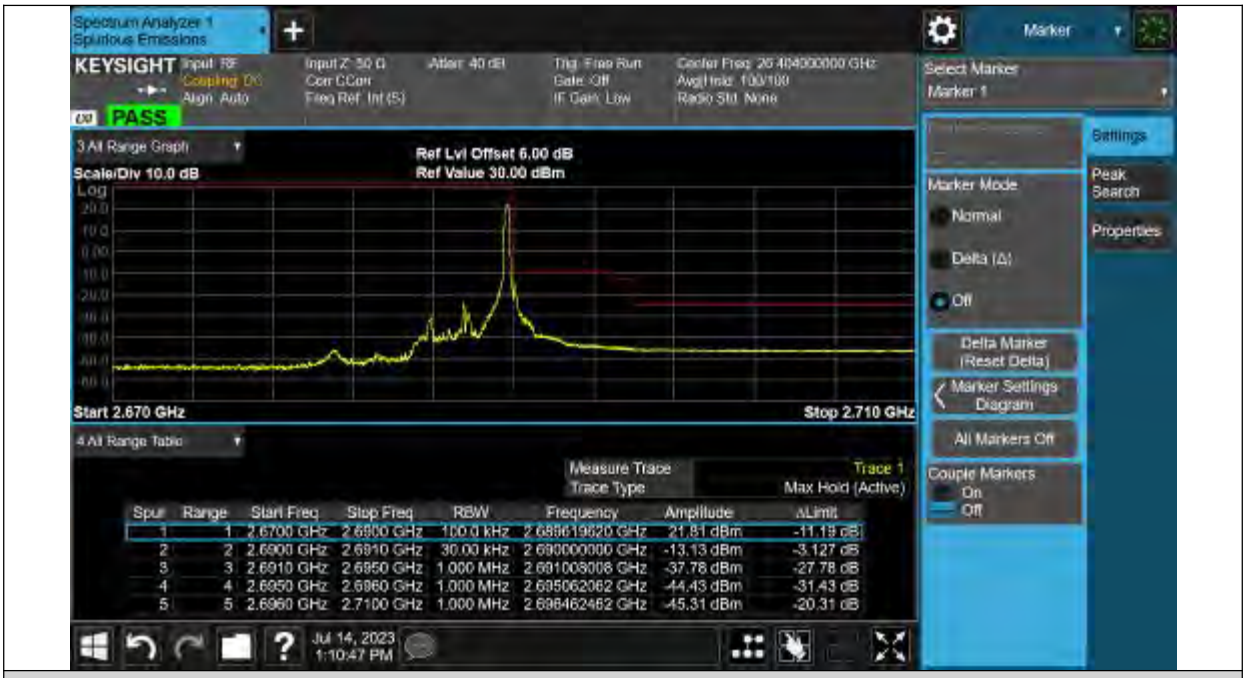

Band41-5MHz-64QAM-41540-25RB#0

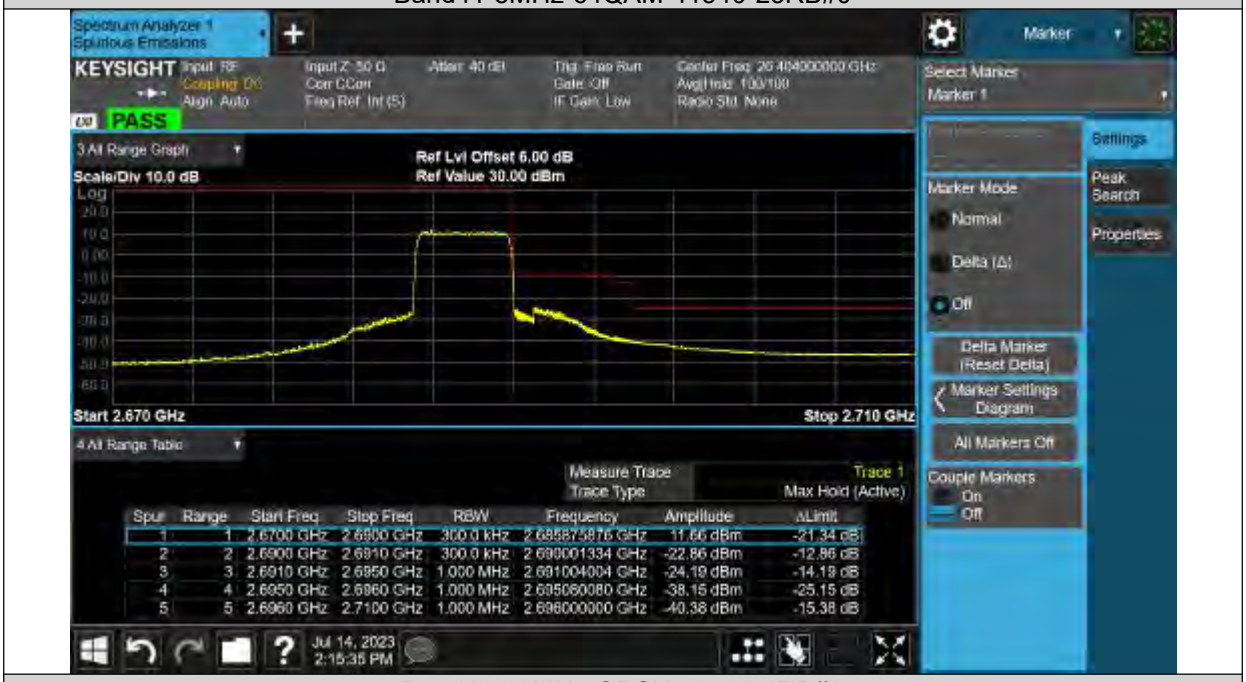

Band41-10MHz-QPSK-39700-1RB#0

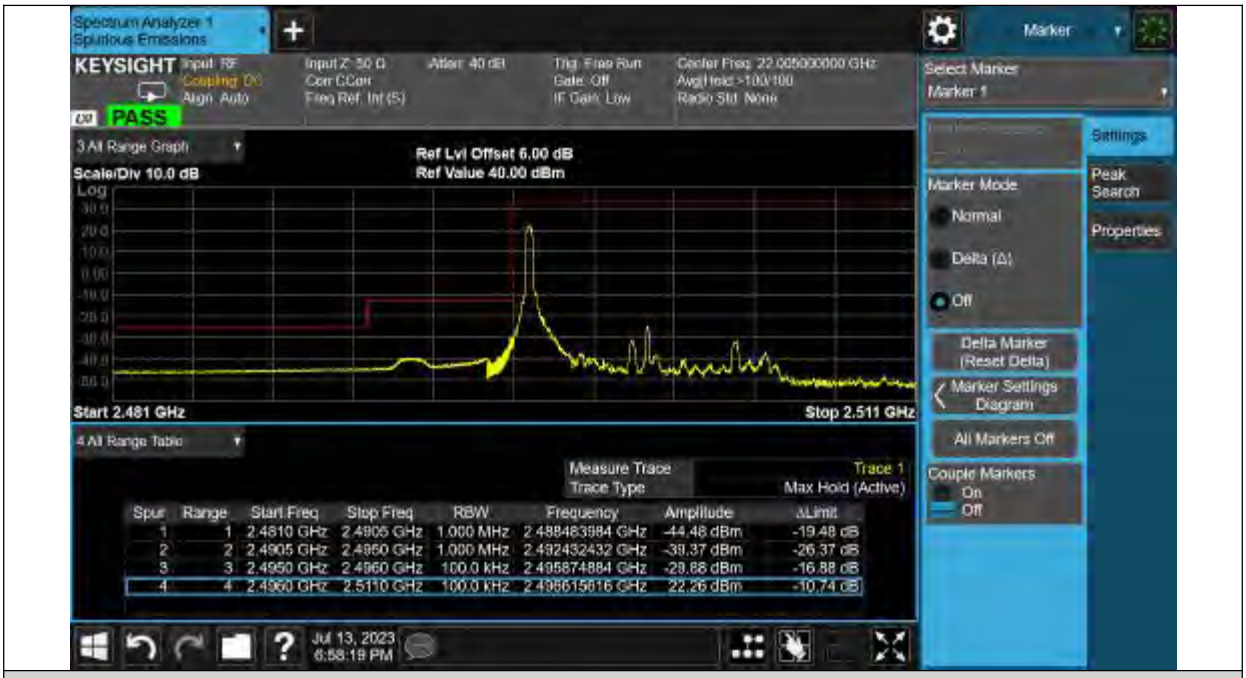

Band41-10MHz-QPSK-39700-50RB#0

Band41-10MHz-QPSK-41540-1RB#49

Band41-10MHz-QPSK-41540-50RB#0

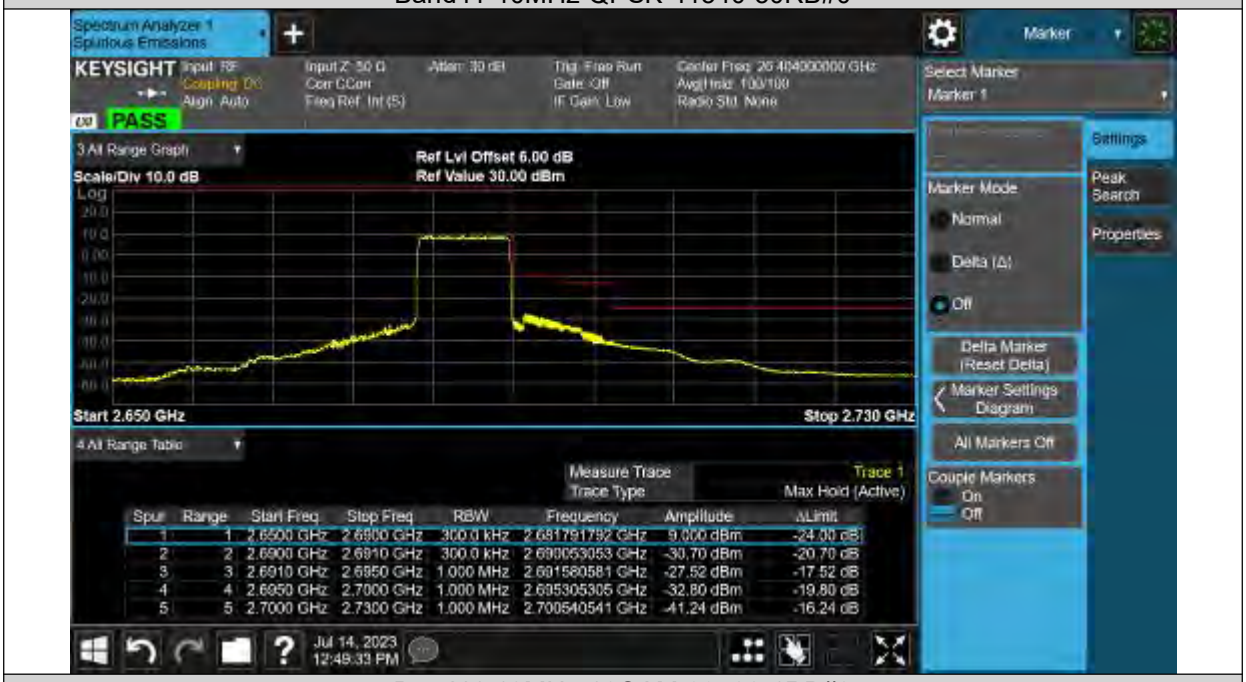

Band41-10MHz-16QAM-39700-1RB#0

Band41-10MHz-16QAM-39700-50RB#0

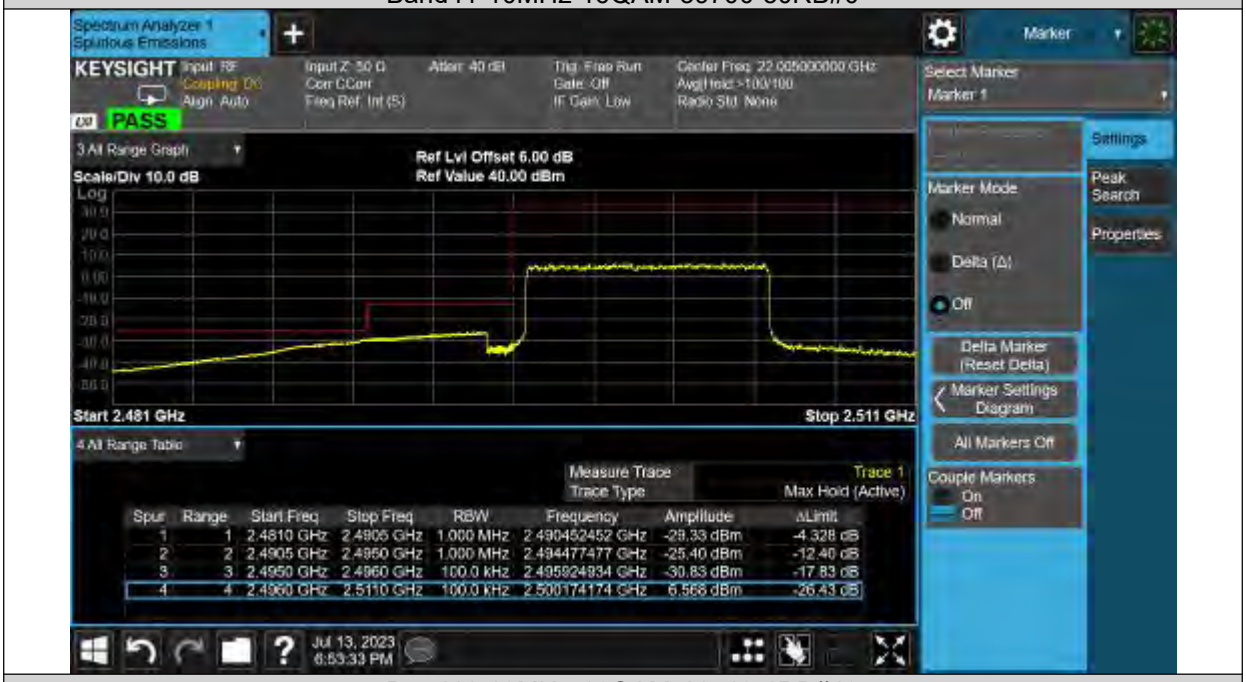

Band41-10MHz-16QAM-41540-1RB#49

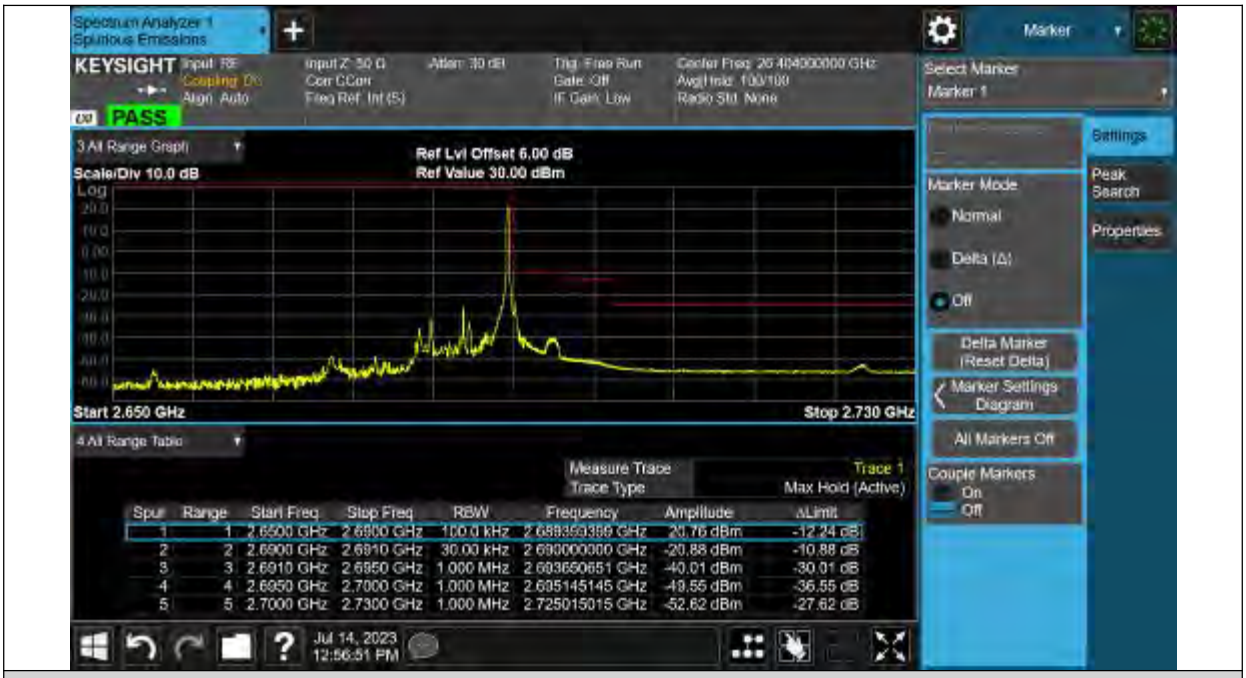

Band41-10MHz-16QAM-41540-50RB#0

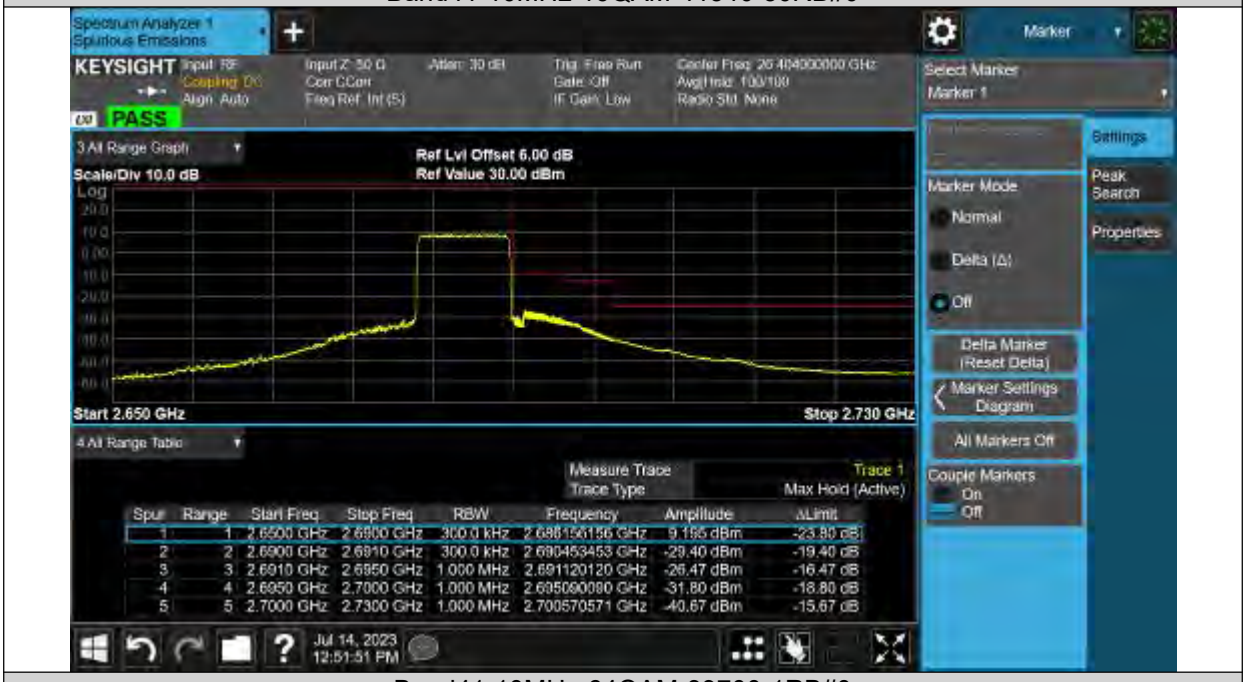

Band41-10MHz-64QAM-39700-1RB#0

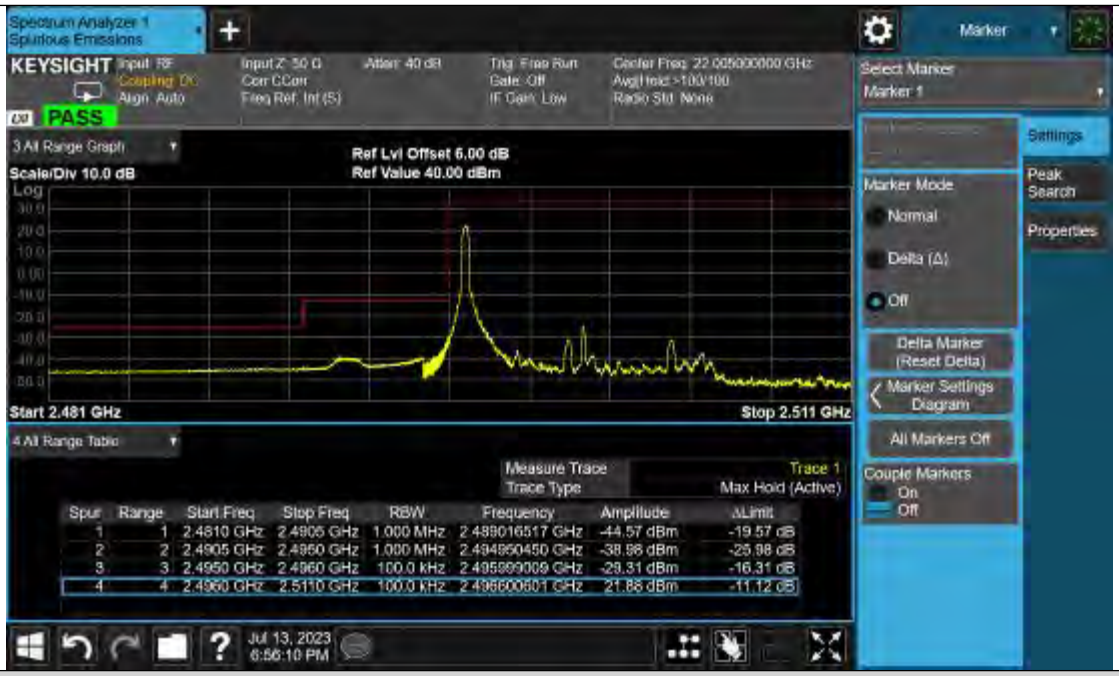

Band41-10MHz-64QAM-39700-50RB#0

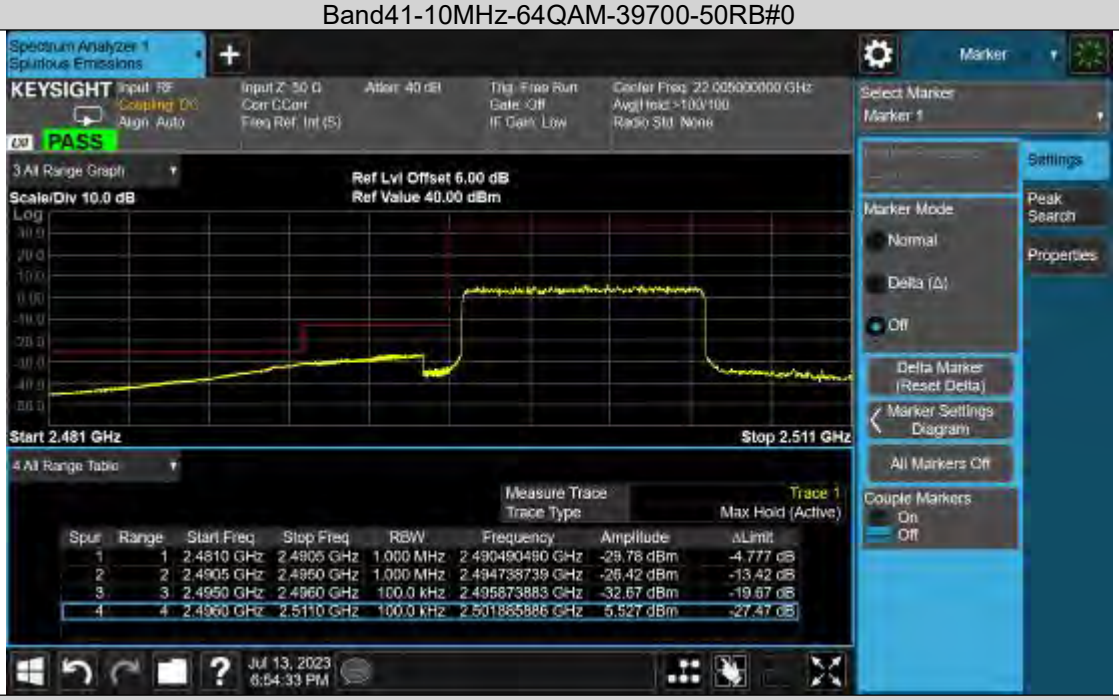

Band41-10MHz-64QAM-41540-1RB#49

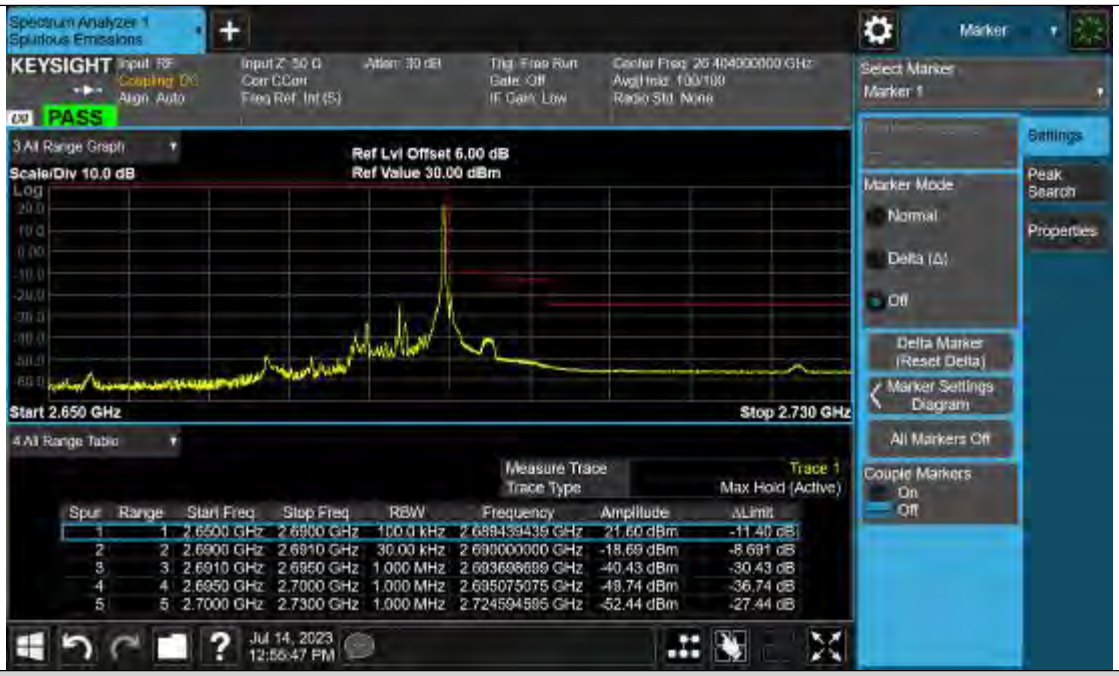

Band41-10MHz-64QAM-41540-50RB#0

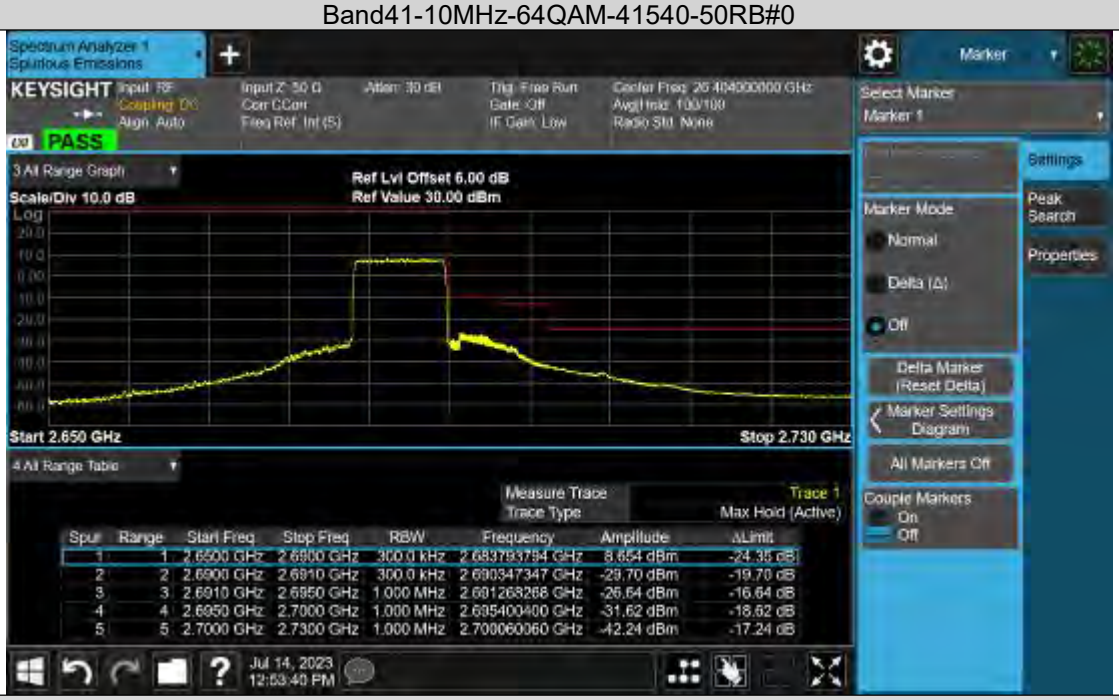

Band41-15MHz-QPSK -39725-1RB#0

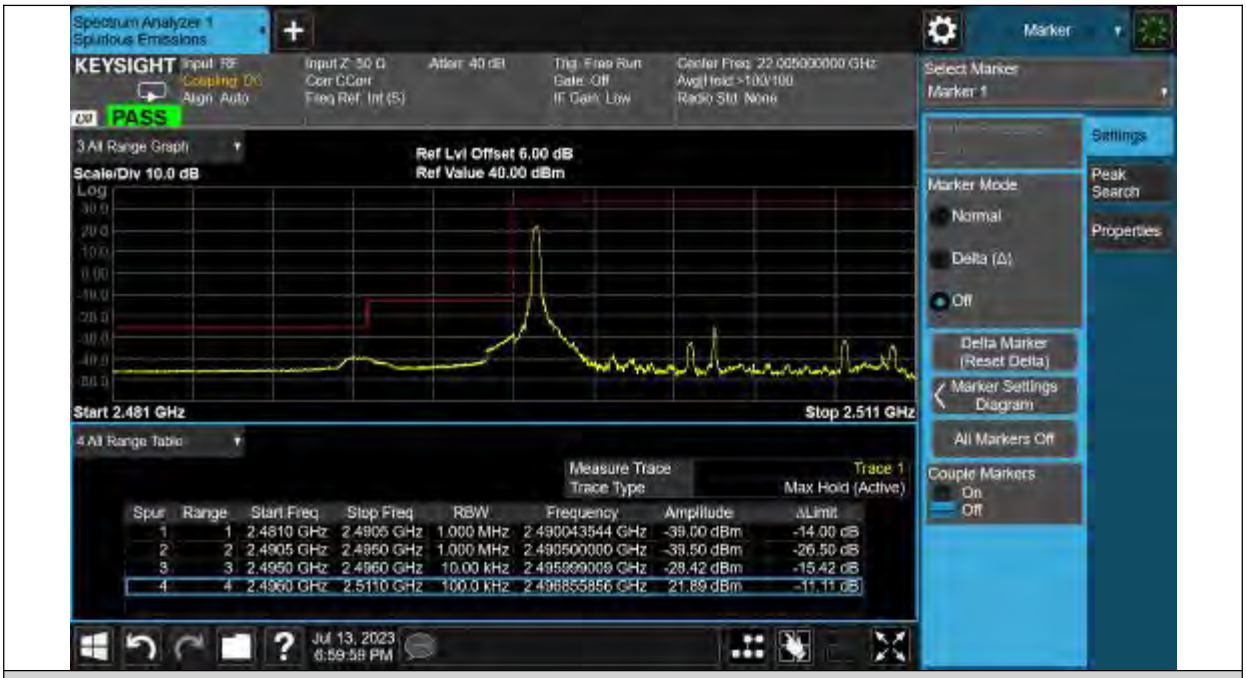

Band41-15MHz-QPSK-39725-75RB#0

Band41-15MHz-QPSK-41515-1RB#74

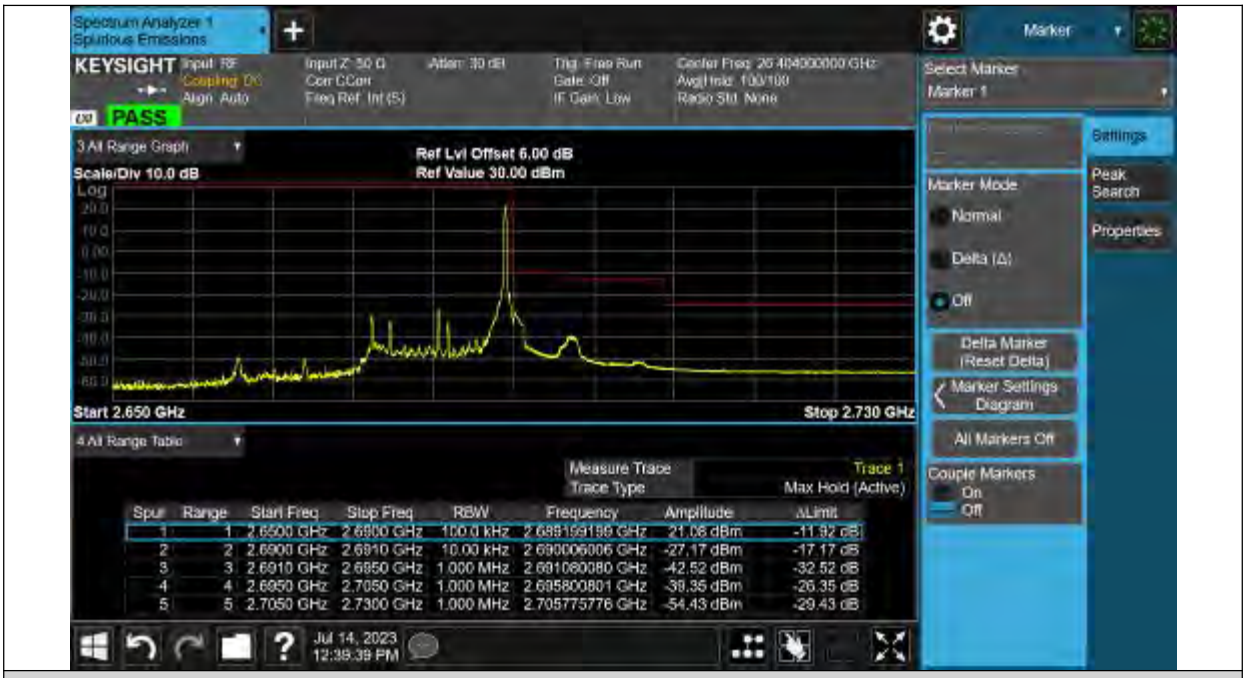

Band41-15MHz-QPSK-41515-75RB#0

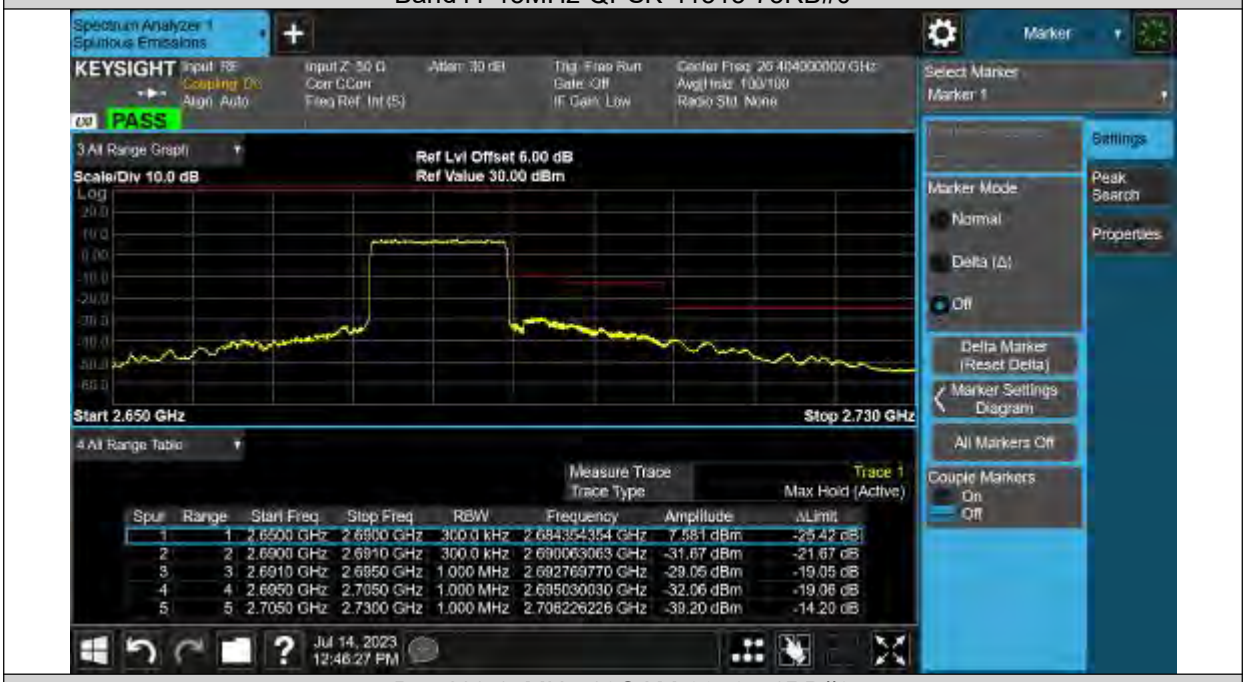

Band41-15MHz-16QAM-39725-1RB#0

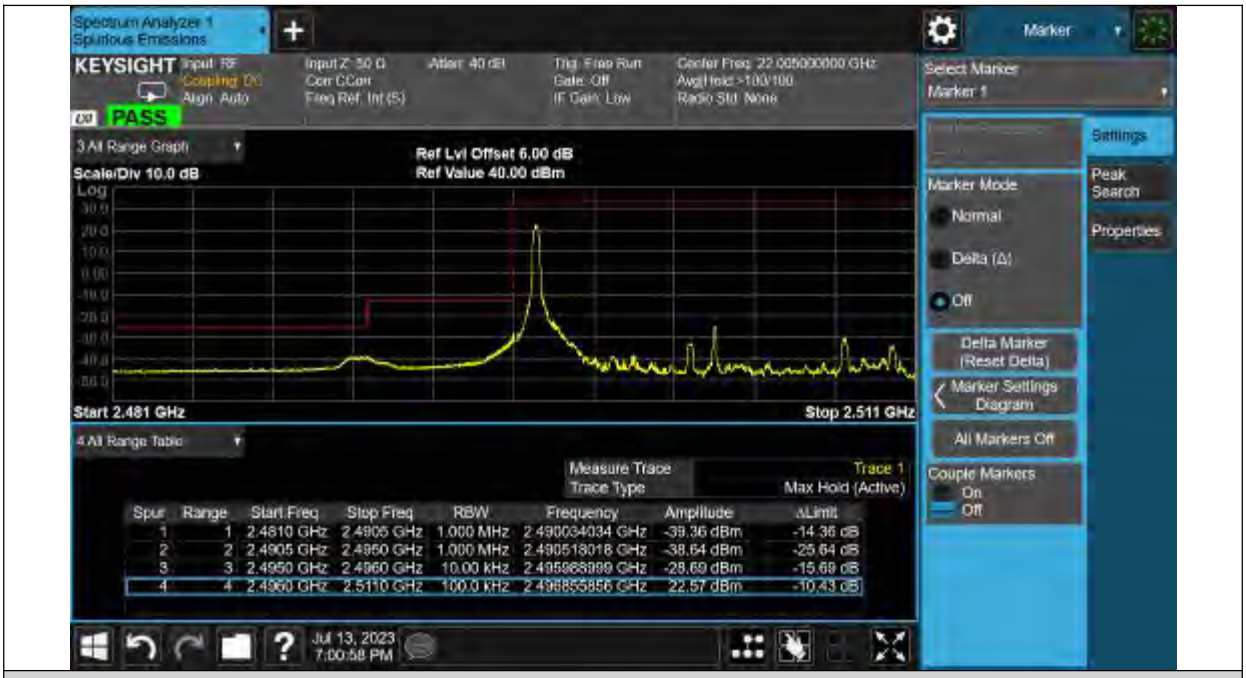

Band41-15MHz-16QAM-39725-75RB#0

Band41-15MHz-16QAM-41515-1RB#74

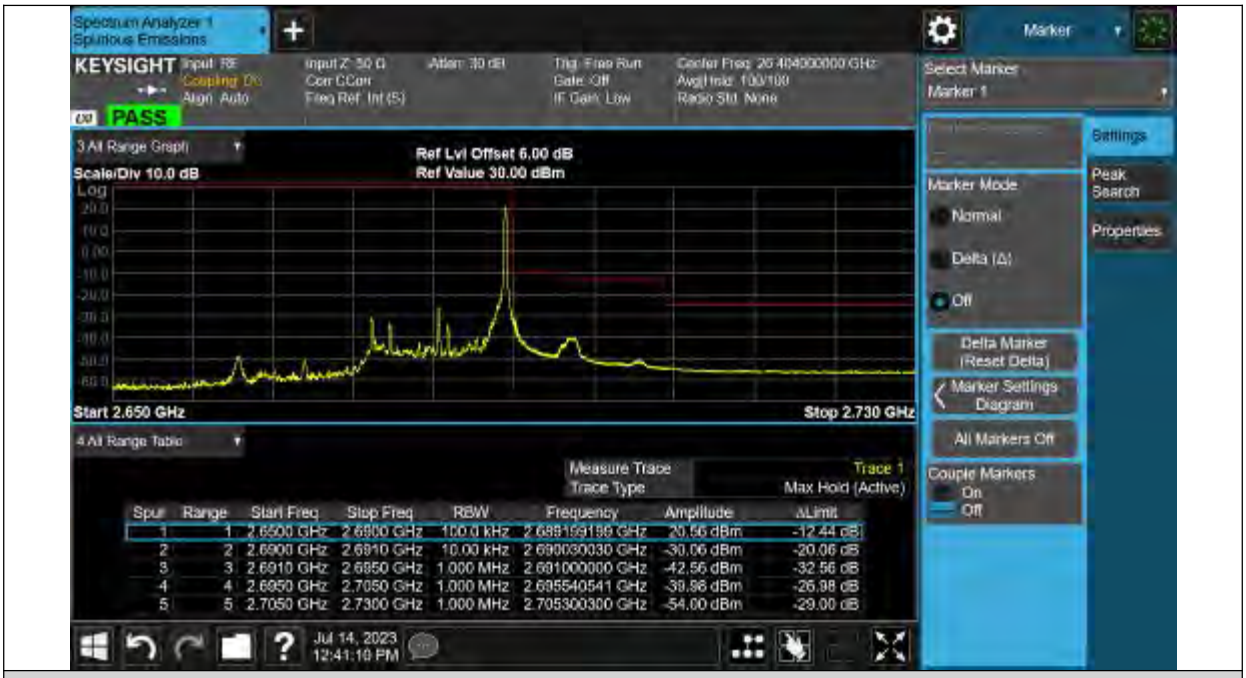

Band41-15MHz-16QAM-41515-75RB#0

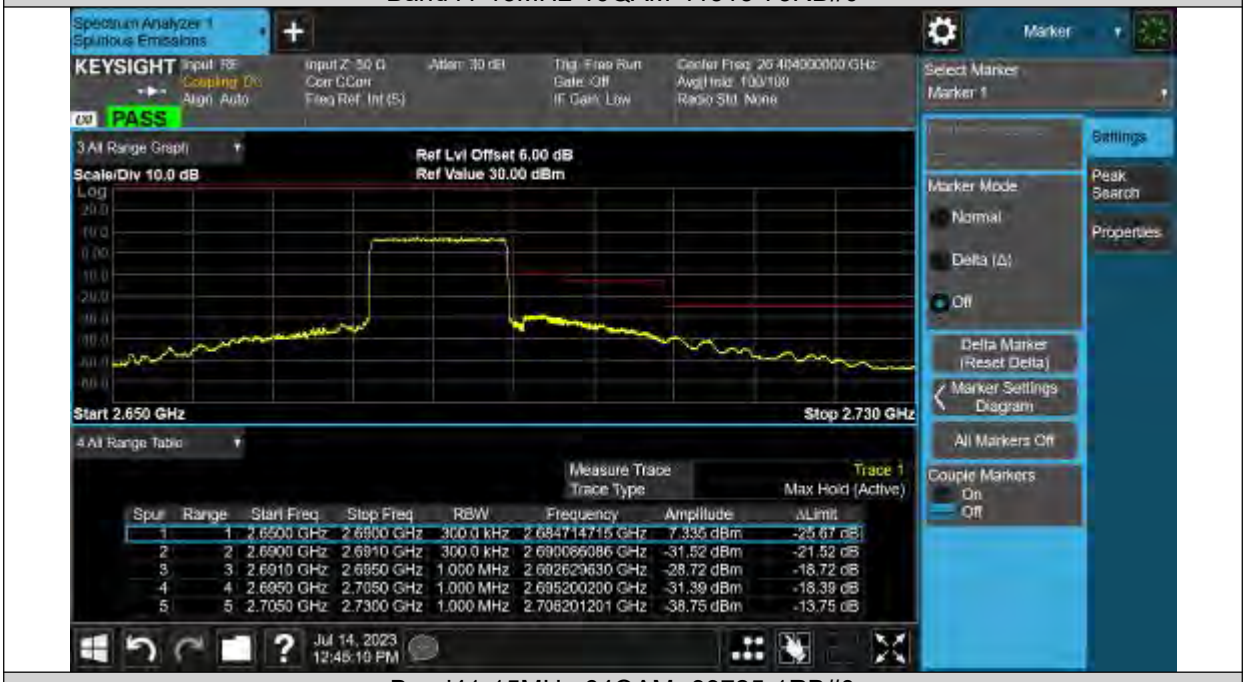

Band41-15MHz-64QAM -39725-1RB#0

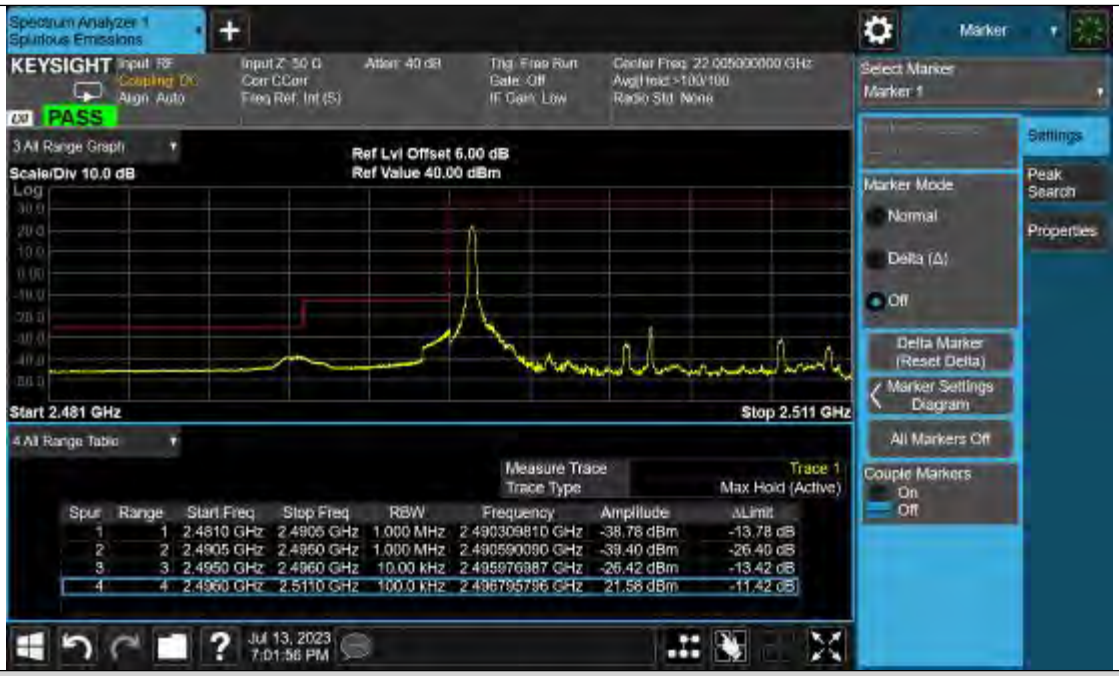

Band41-15MHz-64QAM-39725-75RB#0

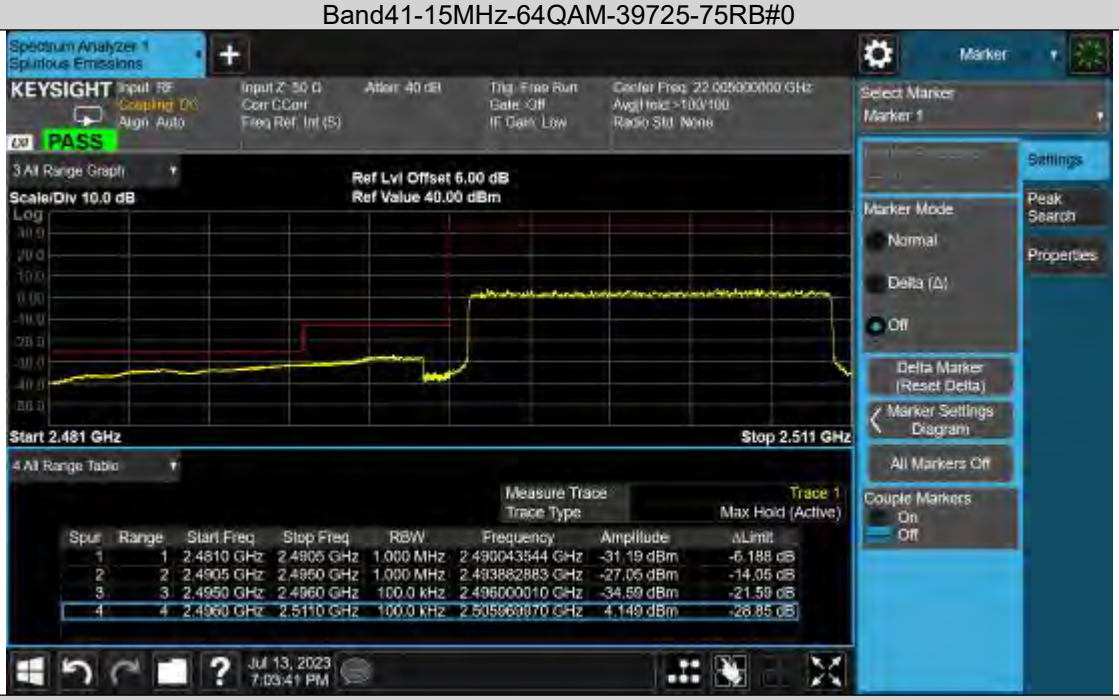

Band41-15MHz-64QAM-41515-1RB#74

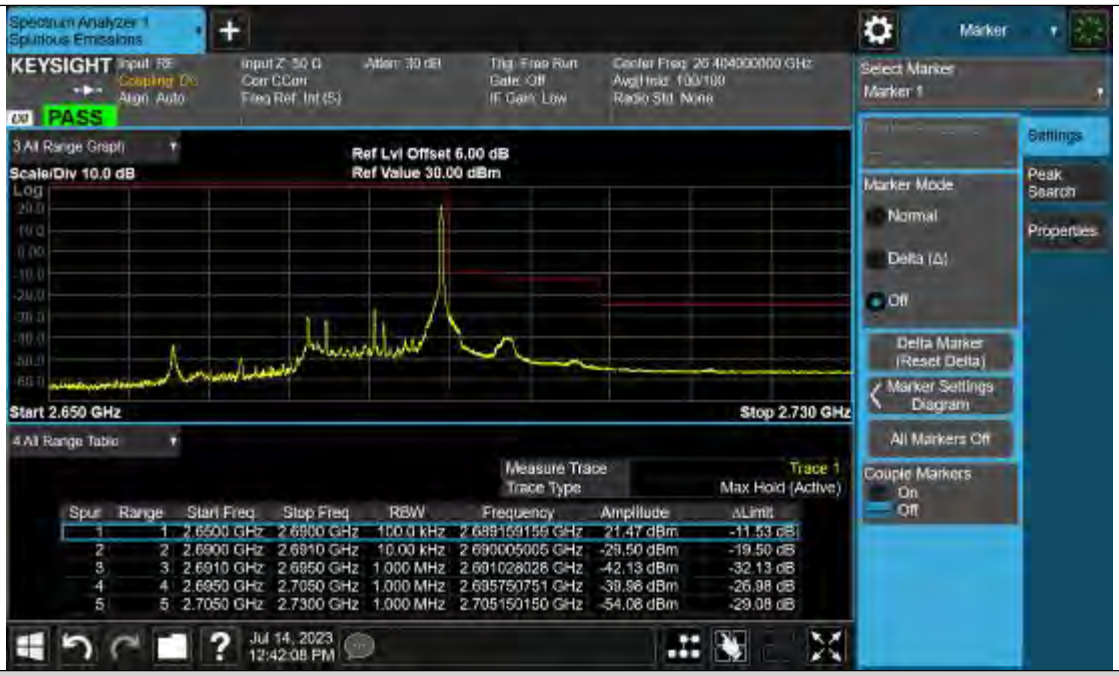

Band41-15MHz-64QAM-41515-75RB#0

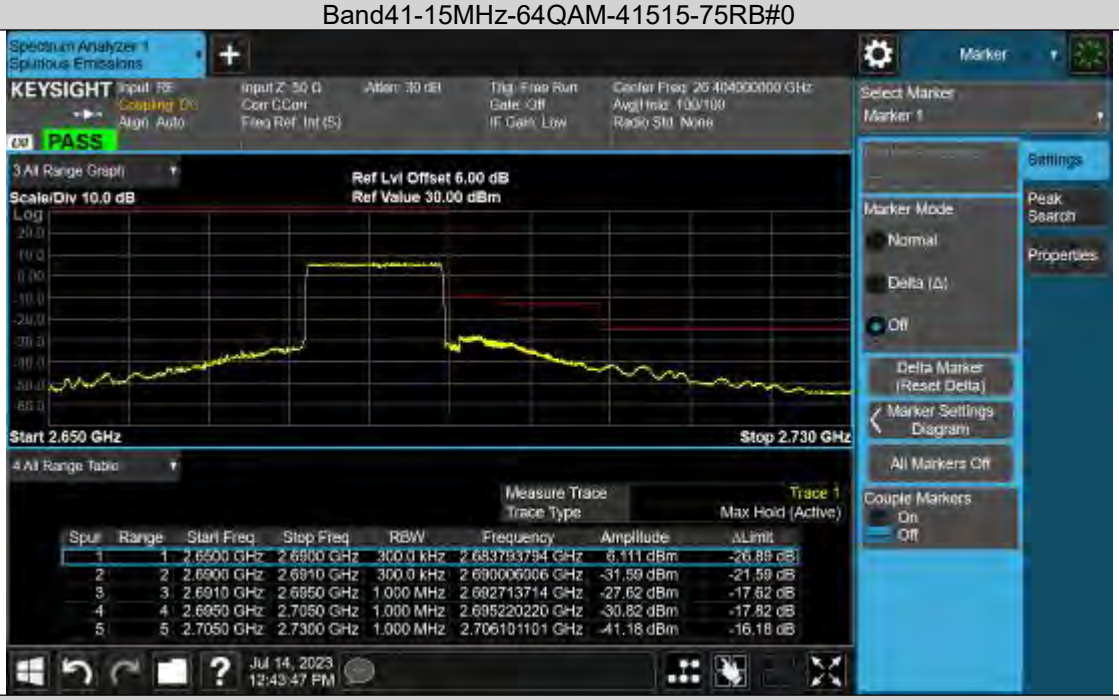

Band41-20MHz-QPSK-39750-100RB#0

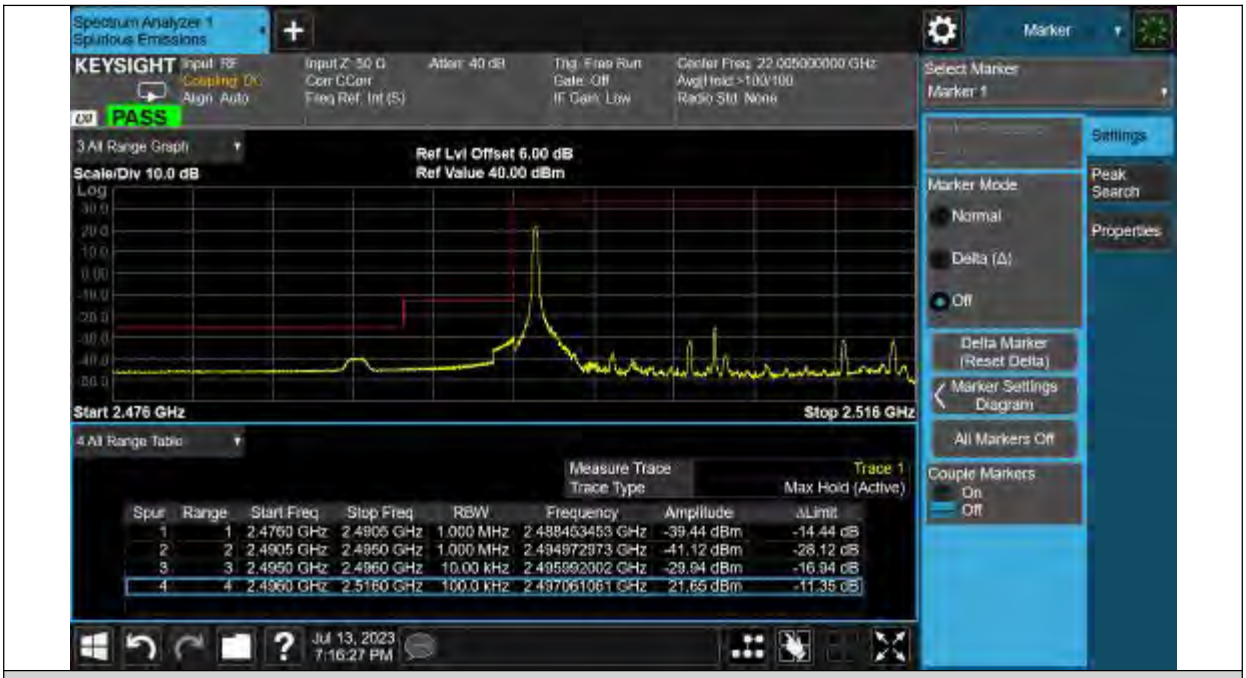

Band41-20MHz-QPSK-39750-1RB#0

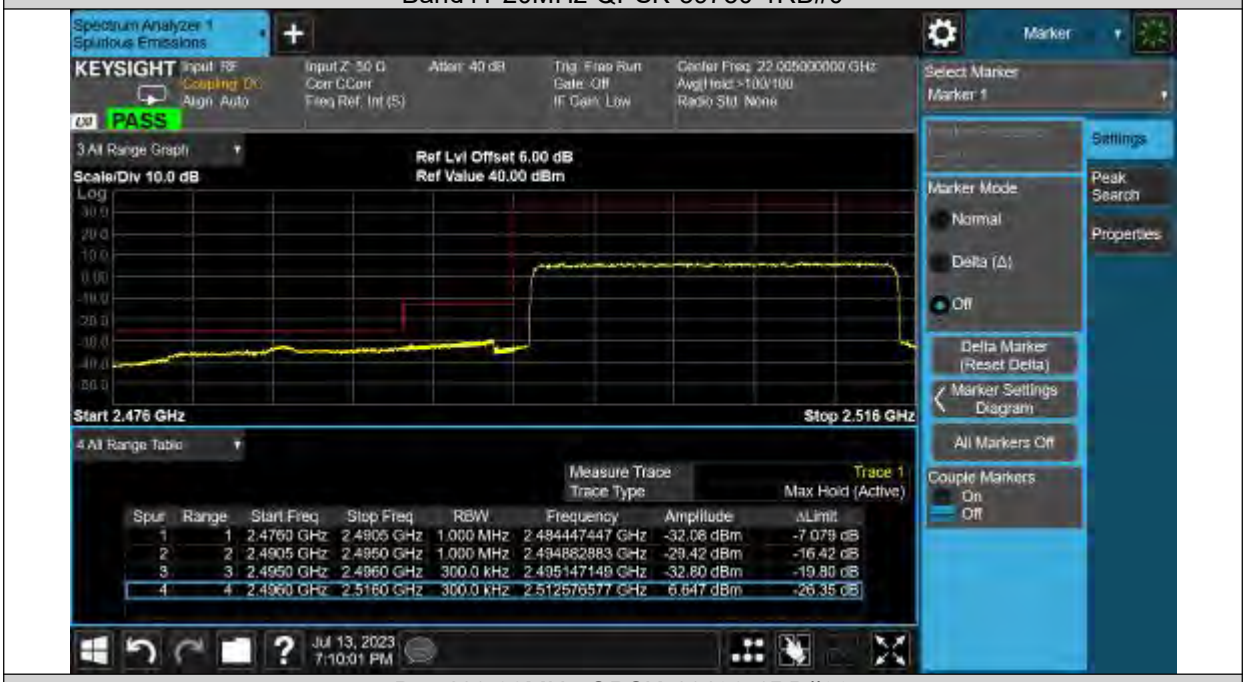

Band41-20MHz-QPSK-41490-1RB#99

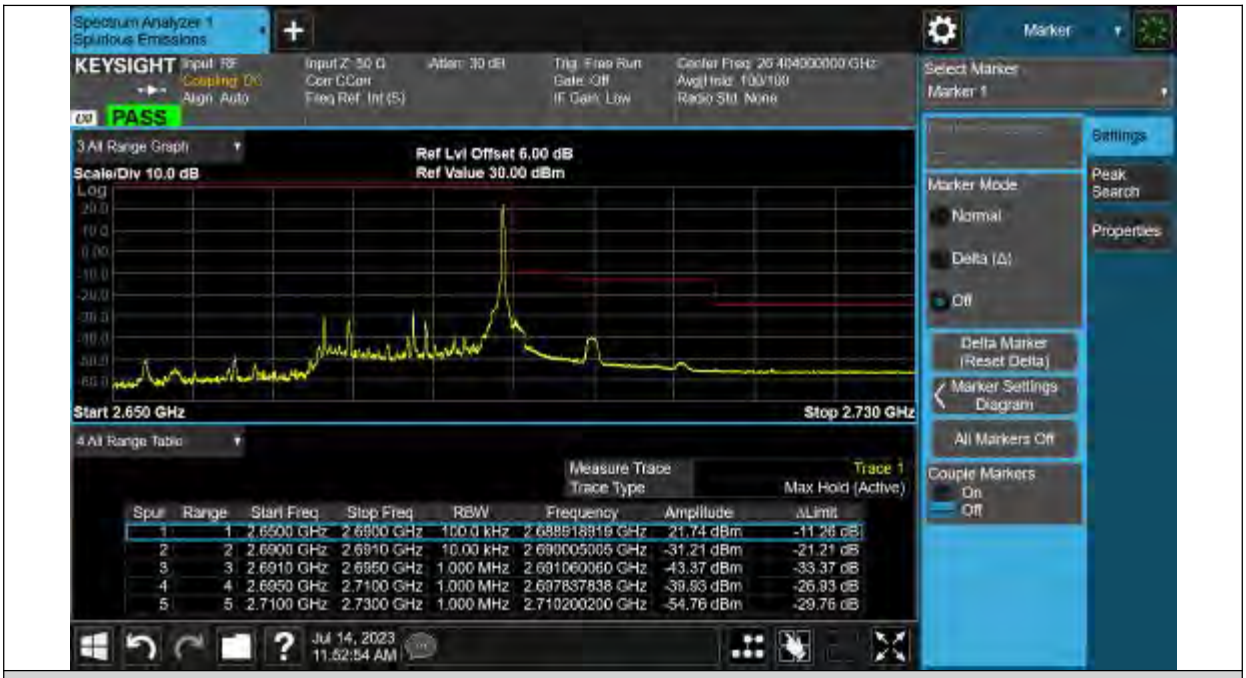

Band41-20MHz-QPSK-41490-100RB#0

Band41-20MHz-16QAM-39750-1RB#0

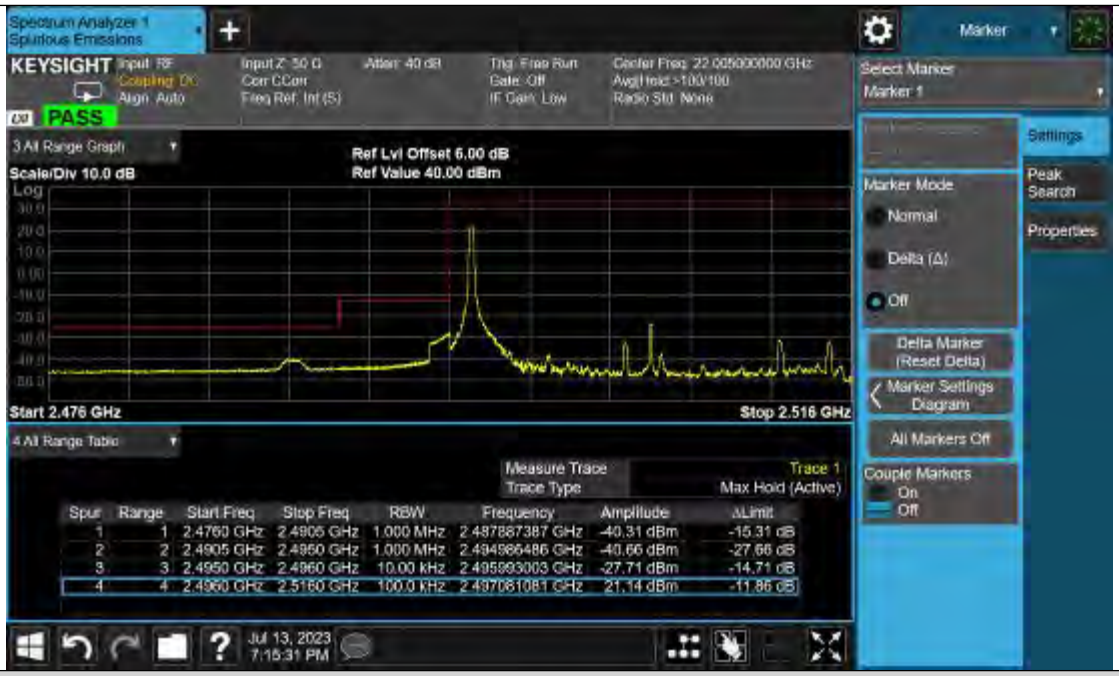

Band41-20MHz-16QAM-39750-100RB#0

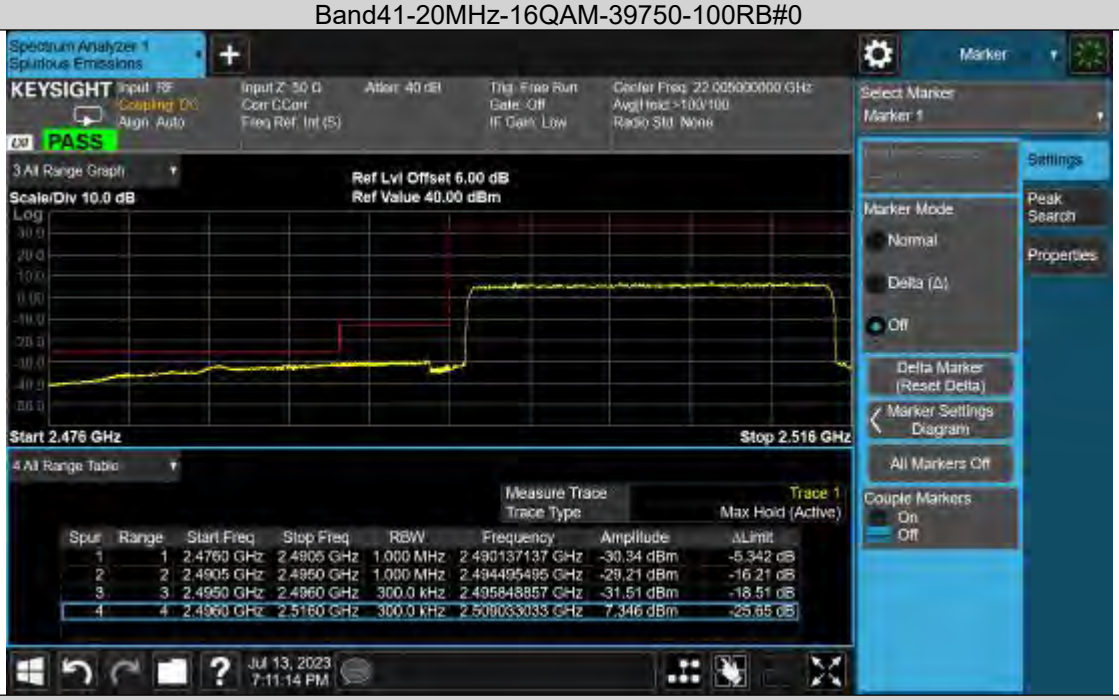

Band41-20MHz-16QAM-41490-1RB#99

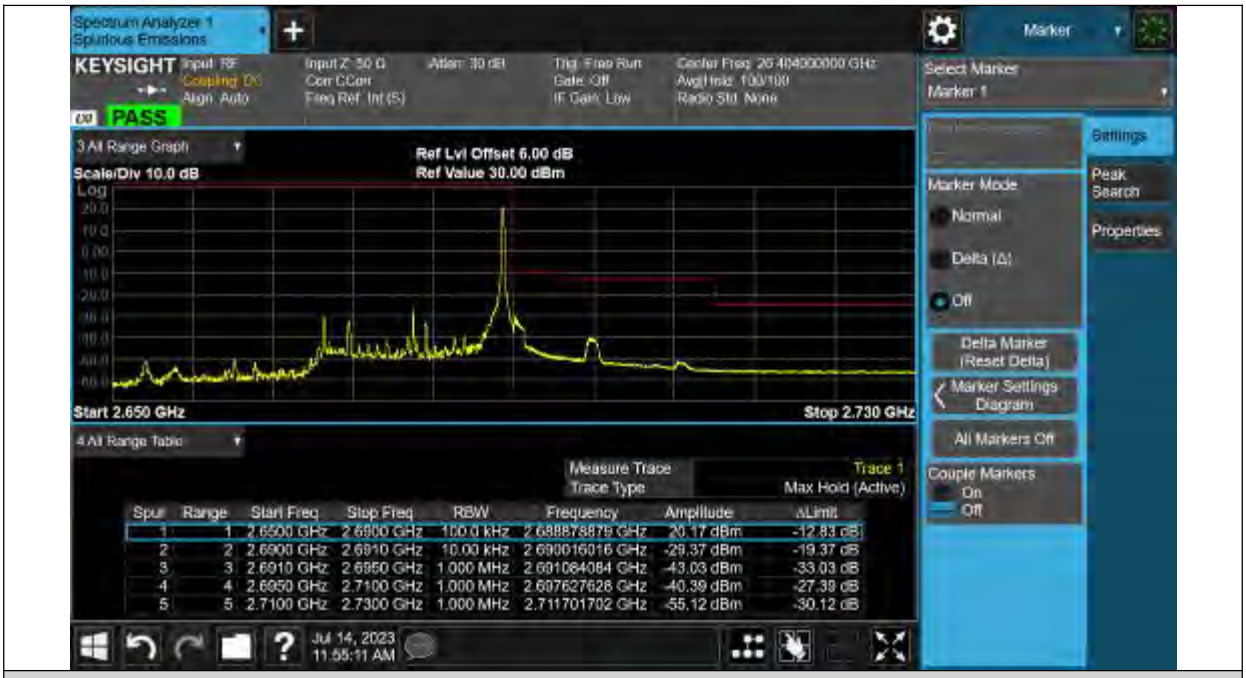

Band41-20MHz-16QAM-41490-100RB#0

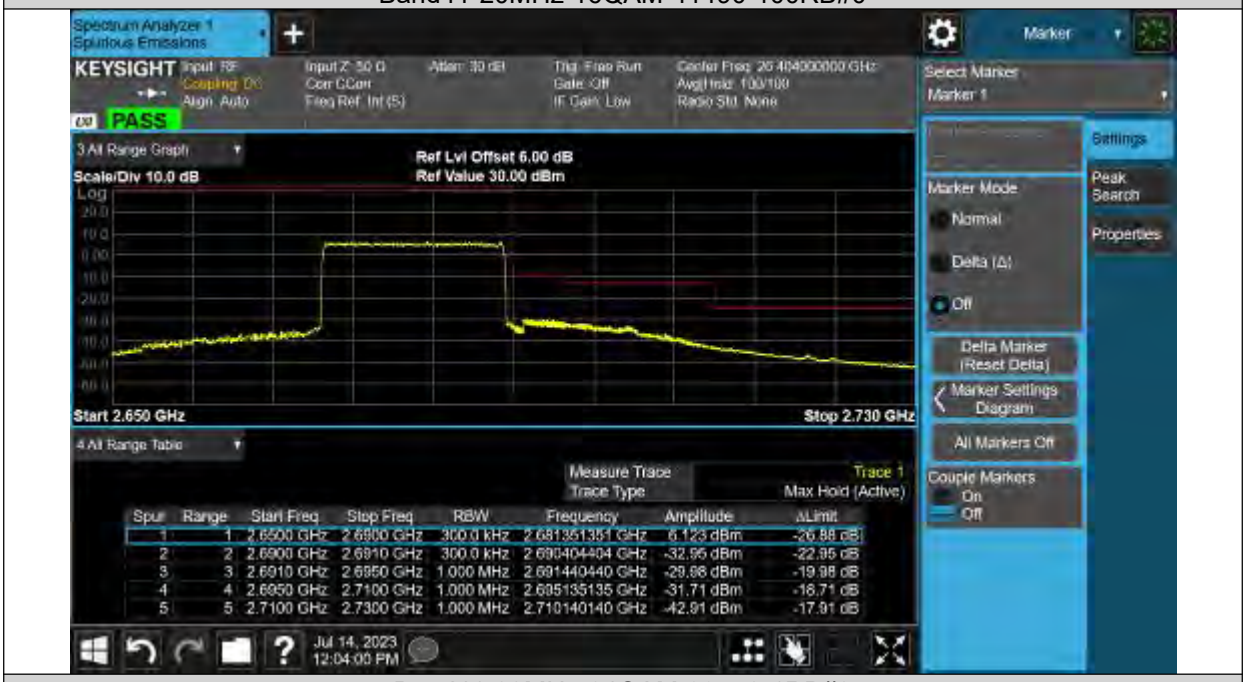

Band41-20MHz-64QAM-39750-1RB#0

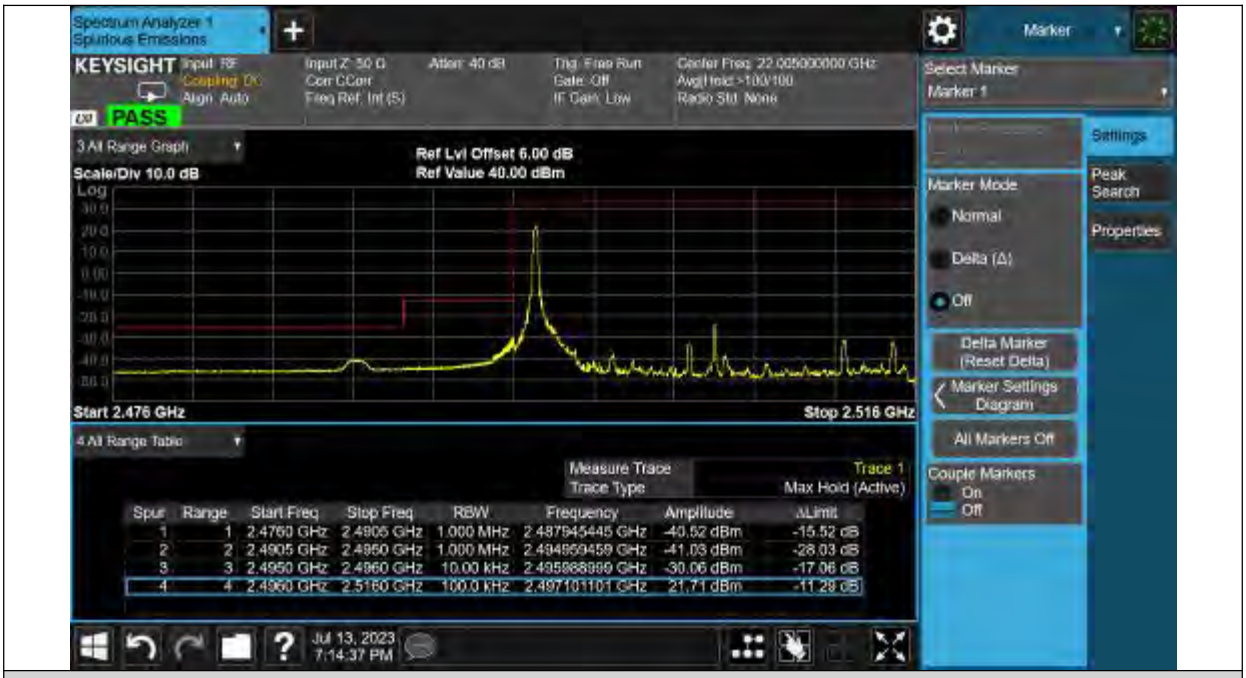

Band41-20MHz-64QAM-39750-100RB#0

Band41-20MHz-64QAM-41490-1RB#99

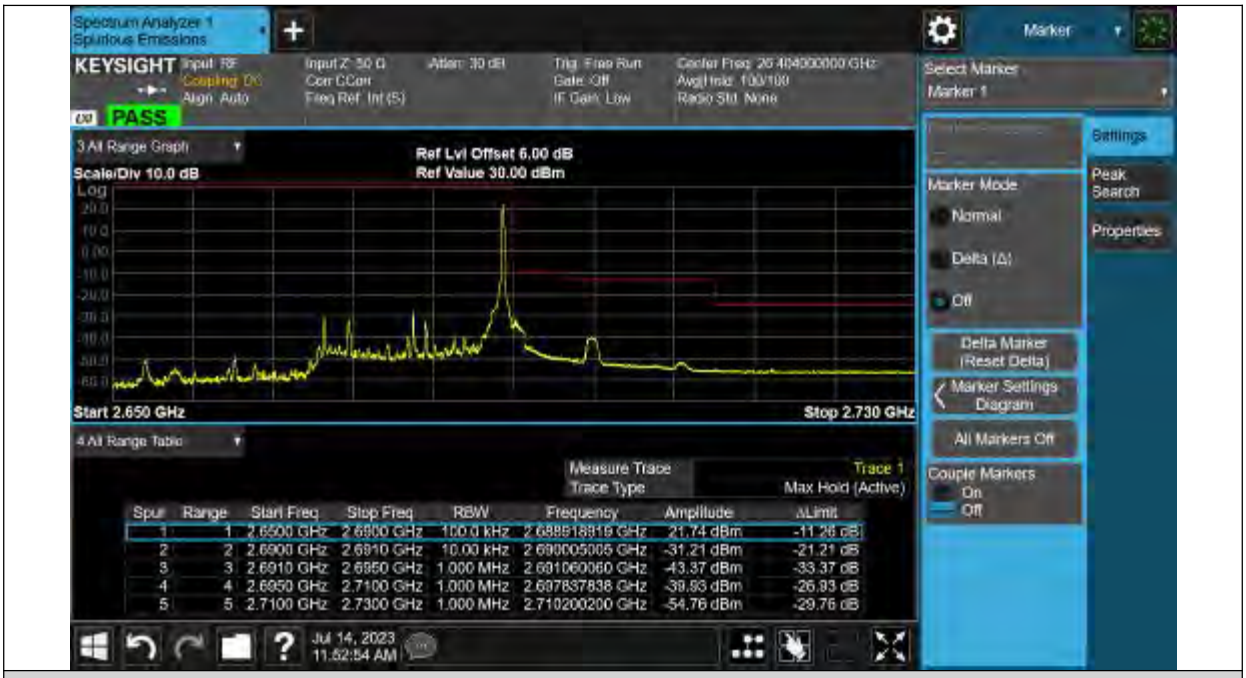

Band41-20MHz-64QAM-41490-100RB#0

CONDUCTED SPURIOUS EMISSION

Test Result

Band	Bandwidth	Modulation	Channel	RB Configuration	Frequency Range	Result (dBm)	Verdict
Band41	5MHz	QPSK	39675	1RB#0	Range1:30~1000MHz	-45.05	PASS
Band41	5MHz	QPSK	39675	1RB#0	Range2:1000~27000MHz	-35.94	PASS
Band41	5MHz	QPSK	40620	1RB#0	Range1:30~1000MHz	-44.53	PASS
Band41	5MHz	QPSK	40620	1RB#0	Range2:1000~27000MHz	-36.30	PASS
Band41	5MHz	QPSK	41565	1RB#0	Range1:30~1000MHz	-44.44	PASS
Band41	5MHz	QPSK	41565	1RB#0	Range2:1000~27000MHz	-36.42	PASS
Band41	5MHz	16QAM	39675	1RB#0	Range1:30~1000MHz	-44.87	PASS
Band41	5MHz	16QAM	39675	1RB#0	Range2:1000~27000MHz	-36.44	PASS
Band41	5MHz	16QAM	40620	1RB#0	Range1:30~1000MHz	-45.23	PASS
Band41	5MHz	16QAM	40620	1RB#0	Range2:1000~27000MHz	-35.76	PASS
Band41	5MHz	16QAM	41565	1RB#0	Range1:30~1000MHz	-45.11	PASS
Band41	5MHz	16QAM	41565	1RB#0	Range2:1000~27000MHz	-36.26	PASS
Band41	5MHz	64QAM	39675	1RB#0	Range1:30~1000MHz	-45.17	PASS
Band41	5MHz	64QAM	39675	1RB#0	Range2:1000~27000MHz	-36.49	PASS
Band41	5MHz	64QAM	40620	1RB#0	Range1:30~1000MHz	-44.82	PASS
Band41	5MHz	64QAM	40620	1RB#0	Range2:1000~27000MHz	-36.91	PASS
Band41	5MHz	64QAM	41565	1RB#0	Range1:30~1000MHz	-44.61	PASS
Band41	5MHz	64QAM	41565	1RB#0	Range2:1000~27000MHz	-36.24	PASS
Band41	10MHz	QPSK	39700	1RB#0	Range1:30~1000MHz	-45.02	PASS
Band41	10MHz	QPSK	39700	1RB#0	Range2:1000~27000MHz	-36.40	PASS
Band41	10MHz	QPSK	40620	1RB#0	Range1:30~1000MHz	-45.12	PASS
Band41	10MHz	QPSK	40620	1RB#0	Range2:1000~27000MHz	-35.97	PASS
Band41	10MHz	QPSK	41540	1RB#0	Range1:30~1000MHz	-44.92	PASS
Band41	10MHz	QPSK	41540	1RB#0	Range2:1000~27000MHz	-36.33	PASS
Band41	10MHz	16QAM	39700	1RB#0	Range1:30~1000MHz	-45.19	PASS
Band41	10MHz	16QAM	39700	1RB#0	Range2:1000~27000MHz	-36.36	PASS
Band41	10MHz	16QAM	40620	1RB#0	Range1:30~1000MHz	-44.80	PASS
Band41	10MHz	16QAM	40620	1RB#0	Range2:1000~27000MHz	-36.90	PASS
Band41	10MHz	16QAM	41540	1RB#0	Range1:30~1000MHz	-44.92	PASS
Band41	10MHz	16QAM	41540	1RB#0	Range2:1000~27000MHz	-36.33	PASS
Band41	10MHz	64QAM	39700	1RB#0	Range1:30~1000MHz	-44.77	PASS
Band41	10MHz	64QAM	39700	1RB#0	Range2:1000~27000MHz	-36.06	PASS
Band41	10MHz	64QAM	40620	1RB#0	Range1:30~1000MHz	-44.65	PASS
Band41	10MHz	64QAM	40620	1RB#0	Range2:1000~27000MHz	-36.13	PASS
Band41	10MHz	64QAM	41540	1RB#0	Range1:30~1000MHz	-44.11	PASS
Band41	10MHz	64QAM	41540	1RB#0	Range2:1000~27000MHz	-36.40	PASS
Band41	15MHz	QPSK	39725	1RB#0	Range1:30~1000MHz	-44.13	PASS
Band41	15MHz	QPSK	39725	1RB#0	Range2:1000~27000MHz	-36.54	PASS
Band41	15MHz	QPSK	40620	1RB#0	Range1:30~1000MHz	-44.34	PASS
Band41	15MHz	QPSK	40620	1RB#0	Range2:1000~27000MHz	-36.44	PASS
Band41	15MHz	QPSK	41515	1RB#0	Range1:30~1000MHz	-45.01	PASS
Band41	15MHz	QPSK	41515	1RB#0	Range2:1000~27000MHz	-35.50	PASS
Band41	15MHz	16QAM	39725	1RB#0	Range1:30~1000MHz	-43.99	PASS
Band41	15MHz	16QAM	39725	1RB#0	Range2:1000~27000MHz	-36.97	PASS
Band41	15MHz	16QAM	40620	1RB#0	Range1:30~1000MHz	-45.23	PASS

Band41	15MHz	16QAM	40620	1RB#0	Range2:1000~27000MHz	-36.32	PASS
Band41	15MHz	16QAM	41515	1RB#0	Range1:30~1000MHz	-44.63	PASS
Band41	15MHz	16QAM	41515	1RB#0	Range2:1000~27000MHz	-35.77	PASS
Band41	15MHz	64QAM	39725	1RB#0	Range1:30~1000MHz	-44.56	PASS
Band41	15MHz	64QAM	39725	1RB#0	Range2:1000~27000MHz	-36.06	PASS
Band41	15MHz	64QAM	40620	1RB#0	Range1:30~1000MHz	-45.25	PASS
Band41	15MHz	64QAM	40620	1RB#0	Range2:1000~27000MHz	-36.22	PASS
Band41	15MHz	64QAM	41515	1RB#0	Range1:30~1000MHz	-44.55	PASS
Band41	15MHz	64QAM	41515	1RB#0	Range2:1000~27000MHz	-35.58	PASS
Band41	20MHz	QPSK	39750	1RB#0	Range1:30~1000MHz	-44.53	PASS
Band41	20MHz	QPSK	39750	1RB#0	Range2:1000~27000MHz	-36.03	PASS
Band41	20MHz	QPSK	40620	1RB#0	Range1:30~1000MHz	-45.19	PASS
Band41	20MHz	QPSK	40620	1RB#0	Range2:1000~27000MHz	-35.82	PASS
Band41	20MHz	QPSK	41490	1RB#0	Range1:30~1000MHz	-44.87	PASS
Band41	20MHz	QPSK	41490	1RB#0	Range2:1000~27000MHz	-36.39	PASS
Band41	20MHz	16QAM	39750	1RB#0	Range1:30~1000MHz	-45.16	PASS
Band41	20MHz	16QAM	39750	1RB#0	Range2:1000~27000MHz	-36.14	PASS
Band41	20MHz	16QAM	40620	1RB#0	Range1:30~1000MHz	-44.65	PASS
Band41	20MHz	16QAM	40620	1RB#0	Range2:1000~27000MHz	-36.33	PASS
Band41	20MHz	16QAM	41490	1RB#0	Range1:30~1000MHz	-44.65	PASS
Band41	20MHz	16QAM	41490	1RB#0	Range2:1000~27000MHz	-36.17	PASS
Band41	20MHz	64QAM	39750	1RB#0	Range1:30~1000MHz	-44.87	PASS
Band41	20MHz	64QAM	39750	1RB#0	Range2:1000~27000MHz	-35.85	PASS
Band41	20MHz	64QAM	40620	1RB#0	Range1:30~1000MHz	-44.68	PASS
Band41	20MHz	64QAM	40620	1RB#0	Range2:1000~27000MHz	-36.39	PASS
Band41	20MHz	64QAM	41490	1RB#0	Range1:30~1000MHz	-44.87	PASS
Band41	20MHz	64QAM	41490	1RB#0	Range2:1000~27000MHz	-36.84	PASS

Test Graphs

Band41-5MHz-QPSK-39675-1RB#0-Range1:30~1000MHz

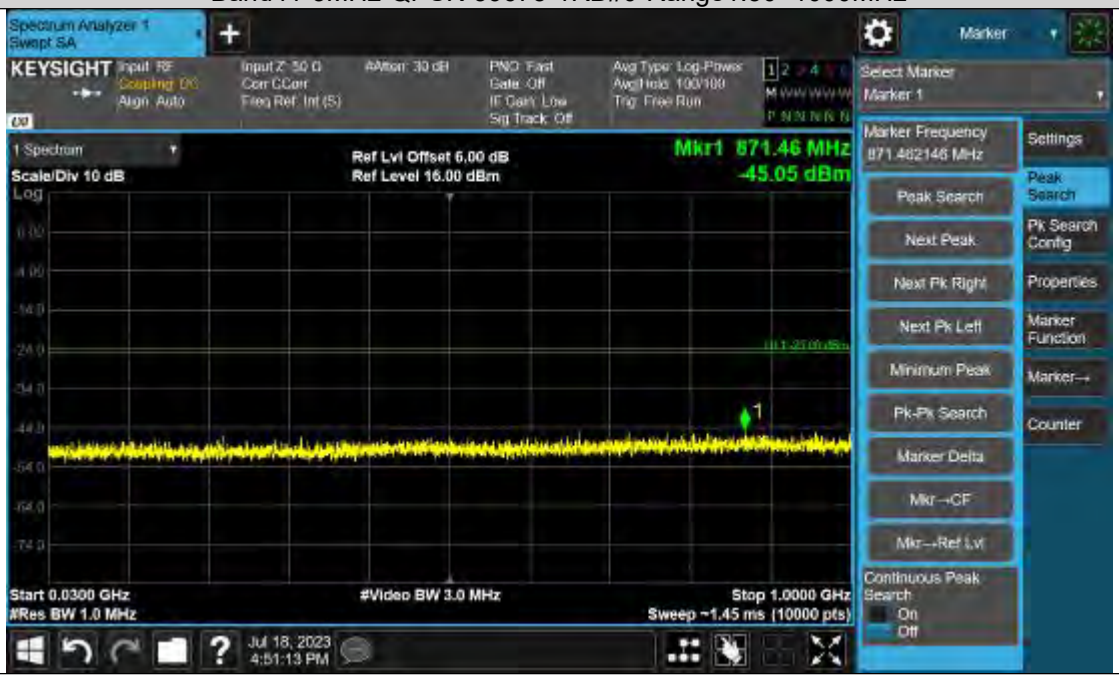

Band41-5MHz-QPSK-39675-1RB#0-Range2:1000~27000MHz

Band41-5MHz-QPSK-40620-1RB#0-Range1:30~1000MHz

Band41-5MHz-QPSK-40620-1RB#0-Range2:1000~27000MHz

Band41-5MHz-QPSK-41565-1RB#0-Range1:30~1000MHz

Band41-5MHz-QPSK-41565-1RB#0-Range2:1000~27000MHz

Band41-5MHz-16QAM-39675-1RB#0-Range1:30~1000MHz

Band41-5MHz-16QAM-39675-1RB#0-Range2:1000~27000MHz

Band41-5MHz-16QAM-40620-1RB#0-Range1:30~1000MHz

Band41-5MHz-16QAM-40620-1RB#0-Range2:1000~27000MHz

Band41-5MHz-16QAM-41565-1RB#0-Range1:30~1000MHz

Band41-5MHz-16QAM-41565-1RB#0-Range2:1000~27000MHz

Band41-5MHz-64QAM-39675-1RB#0-Range1:30~1000MHz

Band41-5MHz-64QAM-39675-1RB#0-Range2:1000~27000MHz

Band41-5MHz-64QAM-40620-1RB#0-Range1:30~1000MHz

Band41-5MHz-64QAM-40620-1RB#0-Range2:1000~27000MHz

Band41-5MHz-64QAM-41565-1RB#0-Range1:30~1000MHz

Band41-5MHz-64QAM-41565-1RB#0-Range2:1000~27000MHz

Band41-10MHz-QPSK-39700-1RB#0-Range1:30~1000MHz

Band41-10MHz-QPSK-39700-1RB#0-Range2:1000~27000MHz

Band41-10MHz-QPSK-40620-1RB#0-Range1:30~1000MHz

Band41-10MHz-QPSK-40620-1RB#0-Range2:1000~27000MHz

Band41-10MHz-QPSK-41540-1RB#0-Range1:30~1000MHz

Band41-10MHz-QPSK-41540-1RB#0-Range2:1000~27000MHz

Band41-10MHz-16QAM-39700-1RB#0-Range1:30~1000MHz

Band41-10MHz-16QAM-39700-1RB#0-Range2:1000~27000MHz

Band41-10MHz-16QAM-40620-1RB#0-Range1:30~1000MHz

Band41-10MHz-16QAM-40620-1RB#0-Range2:1000~27000MHz

Band41-10MHz-16QAM-41540-1RB#0-Range1:30~1000MHz

Band41-10MHz-16QAM-41540-1RB#0-Range2:1000~27000MHz

Band41-10MHz-64QAM-39725-1RB#0-Range1:30~1000MHz

Band41-10MHz-64QAM-39725-1RB#0-Range2:1000~27000MHz

Band41-10MHz-64QAM-40620-1RB#0-Range1:30~1000MHz

Band41-10MHz-64QAM-40620-1RB#0-Range2:1000~27000MHz

Band41-10MHz-64QAM-41515-1RB#0-Range1:30~1000MHz

Band41-10MHz-64QAM-41515-1RB#0-Range2:1000~27000MHz

Band41-15MHz-QPSK-39725-1RB#0-Range1:30~1000MHz

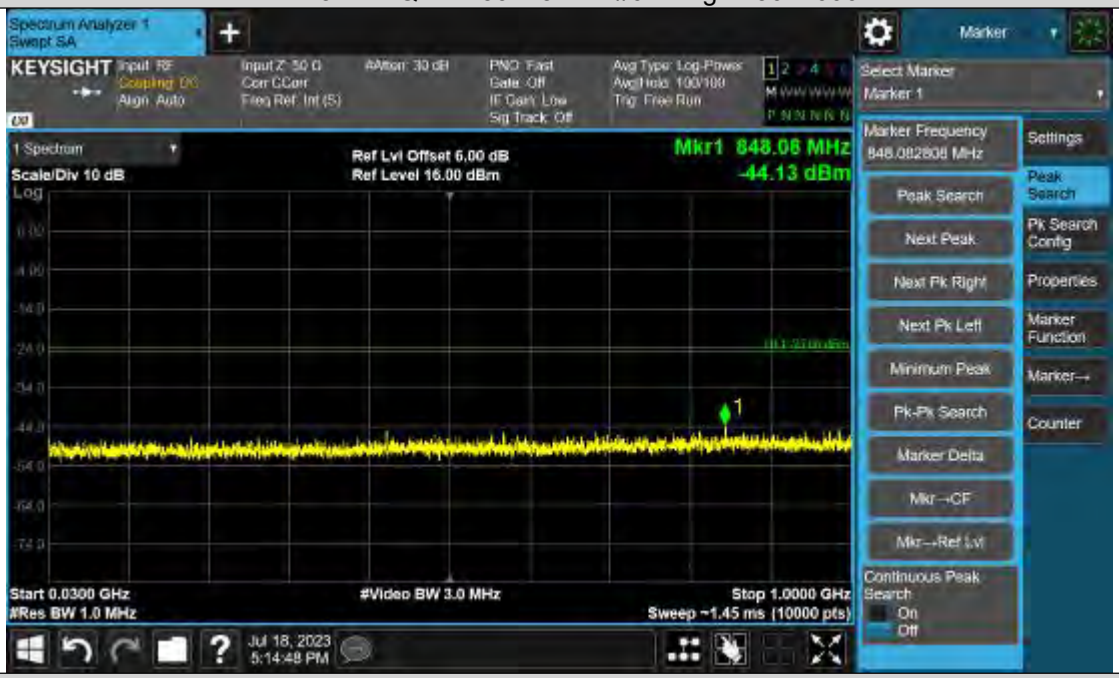

Band41-15MHz-QPSK-39725-1RB#0-Range2:1000~27000MHz

Band41-15MHz-QPSK-40620-1RB#0-Range1:30~1000MHz

Band41-15MHz-QPSK-40620-1RB#0-Range2:1000~27000MHz

Band41-15MHz-QPSK-41515-1RB#0-Range1:30~1000MHz

Band41-15MHz-QPSK-41515-1RB#0-Range2:1000~27000MHz

Band41-15MHz-16QAM-39725-1RB#0-Range1:30~1000MHz

Band41-15MHz-16QAM-39725-1RB#0-Range2:1000~27000MHz

Band41-15MHz-16QAM-40620-1RB#0-Range1:30~1000MHz

Band41-15MHz-16QAM-40620-1RB#0-Range2:1000~27000MHz

Band41-15MHz-16QAM-41515-1RB#0-Range1:30~1000MHz

Band41-15MHz-16QAM-41515-1RB#0-Range2:1000~27000MHz

Band41-15MHz-64QAM-39725-1RB#0-Range1:30~1000MHz

Band41-15MHz-64QAM-39725-1RB#0-Range2:1000~9000MHz

Band41-15MHz-64QAM-40620-1RB#0-Range1:30~1000MHz

Band41-15MHz-64QAM-40620-1RB#0-Range2:1000~9000MHz

Band41-15MHz-64QAM-41515-1RB#0-Range1:30~1000MHz

Band41-15MHz-64QAM-41515-1RB#0-Range2:1000~9000MHz

Band41-20MHz-QPSK-39750-1RB#0-Range1:30~1000MHz

Band41-20MHz-QPSK-39750-1RB#0-Range2:1000~27000MHz

Band41-20MHz-QPSK-40620-1RB#0-Range1:30~1000MHz

Band41-20MHz-QPSK-40620-1RB#0-Range2:1000~9000MHz

Band41-20MHz-QPSK-41490-1RB#0-Range1:30~1000MHz

Band41-20MHz-QPSK-41490-1RB#0-Range2:1000~27000MHz

Band41-20MHz-16QAM-39750-1RB#0-Range1:30~1000MHz

Band41-20MHz-16QAM-39750-1RB#0-Range2:1000~27000MHz