三合一无线充电器

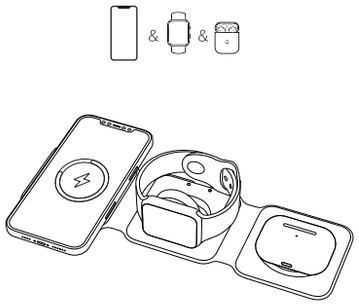

说明书

外观说明

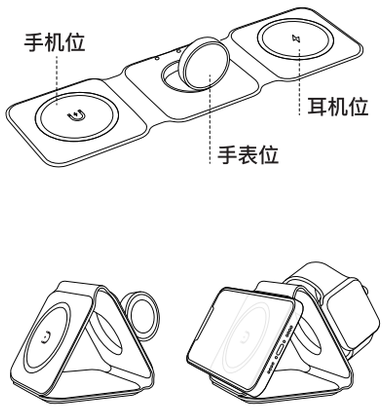

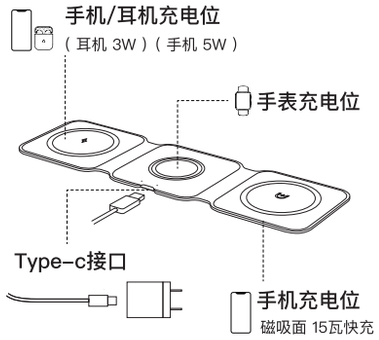

产品参数

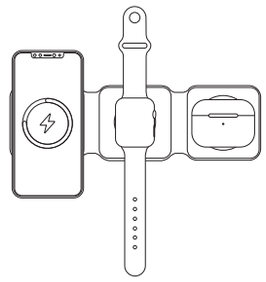

产品名称：三合一无线充电器
材　　质：ABS+硅胶
尺　　寸：247*74.5*7.5MM
接　　口：USB-C
输　　入：9V-2A,12V-2A
手机输出：5W/7.5W/10W/15W
手表输出：2.5W
耳机输出：3W
兼 容 性：支持符合Qi标准的手机、耳机、手表

使用步骤

- 设备通过充电线连接电源，即可开始通电工作状态。
- 给手机充电时，将手机平放在手机充电区，即可开始为手机充电；当充满电后，直接取下手机即可；充电过程中，如果需要终止充电，直接取下手机。
- 给苹果手表充电时，将手表平放在手表充电区，即可开始为手表充电，当充满电后，直接取下手表即可；充电过程中，如果需要终止充电，直接取下手表即可。
- 给蓝牙耳机充电时，将耳机平放在耳机充电区，即可开始为耳机充电;当充满电后，直接取下耳机即可；充电过程中，如果需要终止充电，直接取下耳机。

特别说明：

1. 手表位充电时，推荐使用平放和垂直90度充电。请勿选择30度，此角度可能无法充电。
2. 推荐使用配送的充电线供电，不建议使用iphone原装数据线。

包装配件

3合1无线充*1
USB–C 充电线*1
说明书*1
包装盒*1

本说明书的内容及产品的规格技术说明如有变更，恕不另行通知

3in1 Wireless Charger

User Manual

Device Layout：

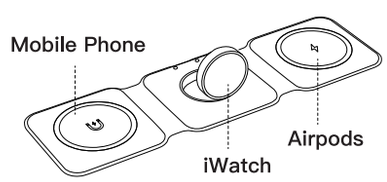

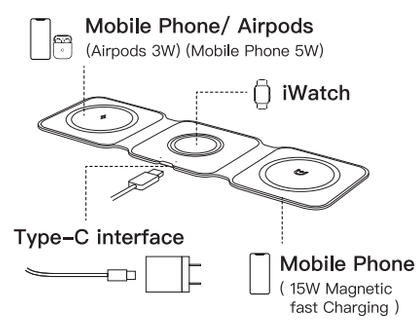

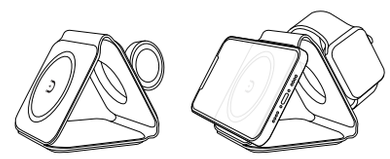

Product Parameter

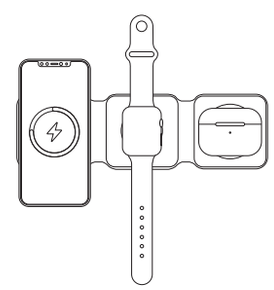

Product name: 3 in 1 wireless charger
Material quality: ABS + Silicone
Dimensions: 247*74.5*7.5MM
Interface: USB–C
Input: 9V–2A,12V–2A
Mobile phone output: 5W/7.5W/10W/15W
iWatch output: 2.5W
Airpods: 3W
Compatibility: support mobile phones, Airpods, and iWatch that comply with the Qi standard

Steps for usage

The device is connected to the power supply through the charging cable, and then it can be powered on.
When charging the mobile phone, place the mobile phone flat in the mobile phone charging area to start charging the mobile phone.
After fully charged, simply take off the phone, during the charging process, if you need to terminate the charging, take it directly.
When charging the Apple Watch, place the iWatch flat in the charging area to start charging the watch. After fully charged, directly remove the iWatch; During the charging process, if you need to terminate the charging, remove the iWatch directly.
When charging the Airpods , place the Airpods flat in the charging area to start charging ;
After fully charged, simply remove the Airpods; During the charging process, if you need to terminate the charging, remove it directly.

Special Note:
1. When charging the iwatch, recommended to use flat and vertical charging at 90 degrees. Do not select 30 degrees, as charging may not be possible at this angle.
2. Recommended to use the supplied charging cable for power supply, and not to use the original iphone cable.

Packaging accessories

3 in 1 wireless charging *1
USB–C charging cable *1
Mannual *1
Packing box *1

The content of this manual and product specifications are subject to change without notice

FCC Caution:

This device complies with part 15 of the FCC Rules. Operation is subject to the following two conditions: (1) this device may not cause harmful interference, and (2) this device must accept any interference received, including interference that may cause undesired operation.

Any changes or modifications not expressly approved by the party responsible for compliance could void the user's authority to operate the equipment.

NOTE: This equipment has been tested and found to comply with the limits for a Class B digital device, pursuant to Part 15 of the FCC Rules. These limits are designed to provide reasonable protection against harmful interference in a residential installation. This equipment generates, uses and can radiate radio frequency energy and, if not installed and used in accordance with the instructions, may cause harmful interference to radio communications. However, there is no guarantee that interference will not occur in a particular installation.

If this equipment does cause harmful interference to radio or television reception,which can be determined by turning the equipment off and on, the user is encouraged to try to correct the interference by one or more of the following measures:

-- Reorient or relocate the receiving antenna.

-- Increase the separation between the equipment and receiver.

-- Connect the equipment into an outlet on a circuit different from that to which the receiver is connected.

-- Consult the dealer or an experienced radio/TV technician for help.

To maintain compliance with FCC’s RF Exposure guidelines, This equipment should be installed and operated with minimum distance between 20cm the radiator your body: Use only the supplied antenna.