Appendix Test Data

Report No.:	18220WC30075002	Test Sample No.:	1-2-2
Start Test Date:	2023.04.28	Finish Test Date:	2023.05.23
Test Engineer:	Rick Luo	Auditor:	Edward. Pan
Temperature:	23.8℃	Relative Humidity:	45%
Pressure:	1012 hPa		

Appendix A: DTS Bandwidth

Test Result

Test Mode	Antenna	Frequency[MHz]	DTS BW [MHz]	FL[MHz]	FH[MHz]	Limit[MHz]	Verdict
11B	Ant1	2412	9.520	2407.480	2417.000	≥0.5	PASS
		2437	9.080	2432.480	2441.560	≥0.5	PASS
		2462	9.080	2457.480	2466.560	≥0.5	PASS
11G	Ant1	2412	15.040	2404.520	2419.560	≥0.5	PASS
		2437	15.160	2429.440	2444.600	≥0.5	PASS
		2462	15.040	2454.480	2469.520	≥0.5	PASS
11N20SISO	Ant1	2412	13.200	2404.480	2417.680	≥0.5	PASS
		2437	15.160	2429.440	2444.600	≥0.5	PASS
		2462	13.880	2455.680	2469.560	≥0.5	PASS

Test Graphs

11B_Ant1_2412

11B_Ant1_2437

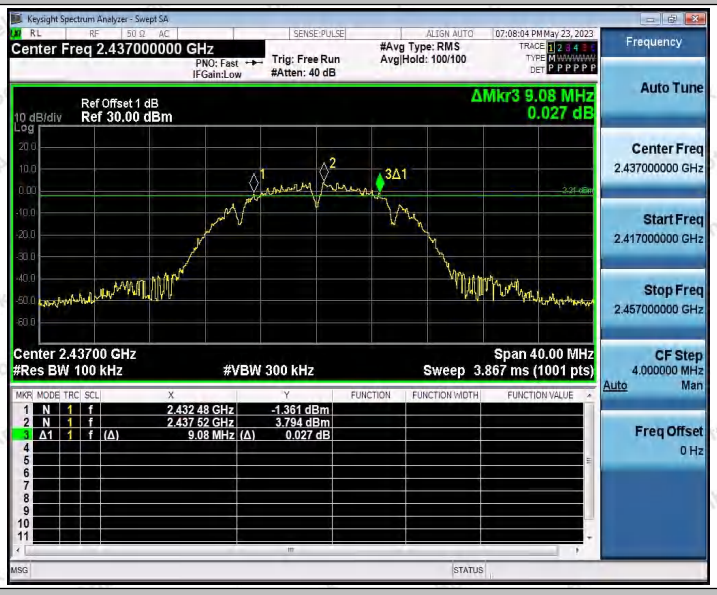

11B_Ant1_2462

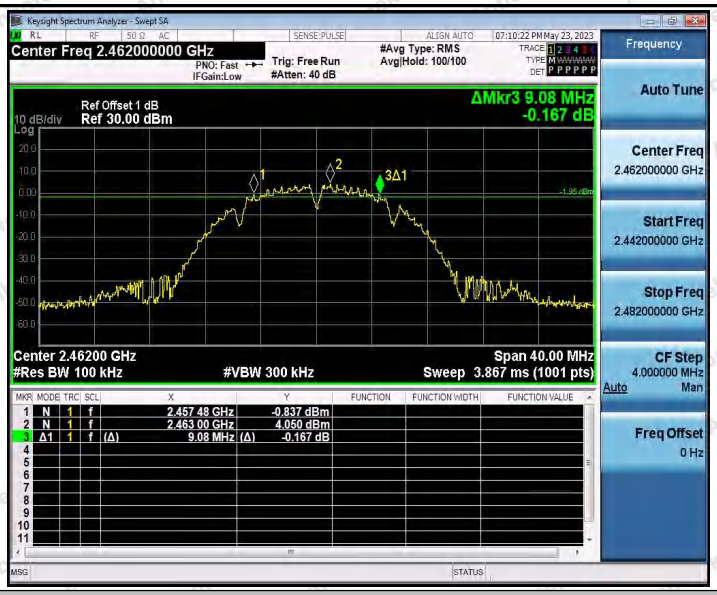

11G_Ant1_2412

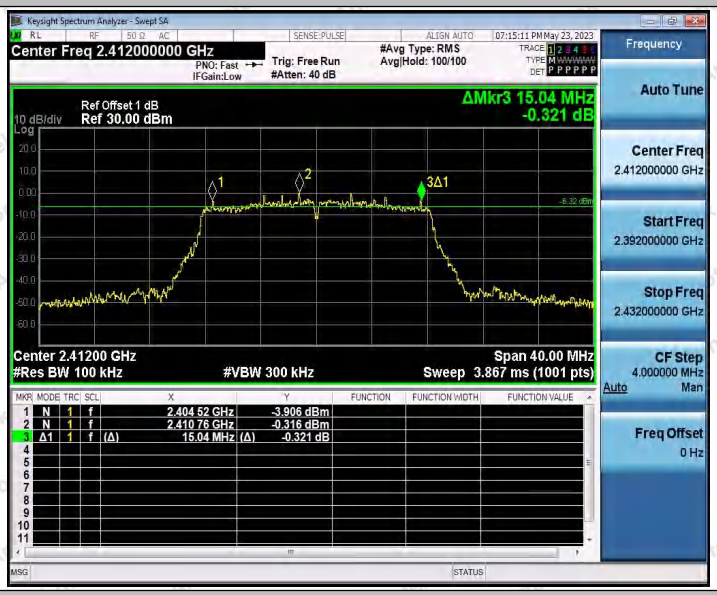

11G_Ant1_2437

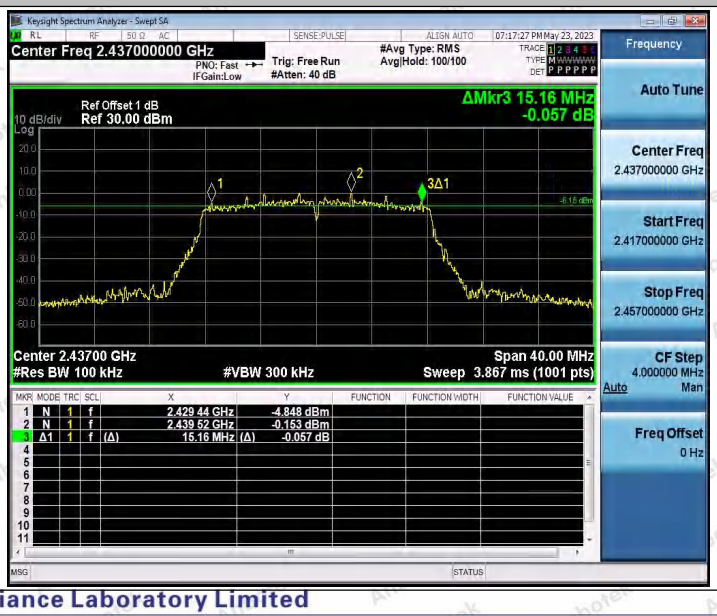

11G_Ant1_2462

11N20SISO_Ant1_2412

11N20SISO_Ant1_2437

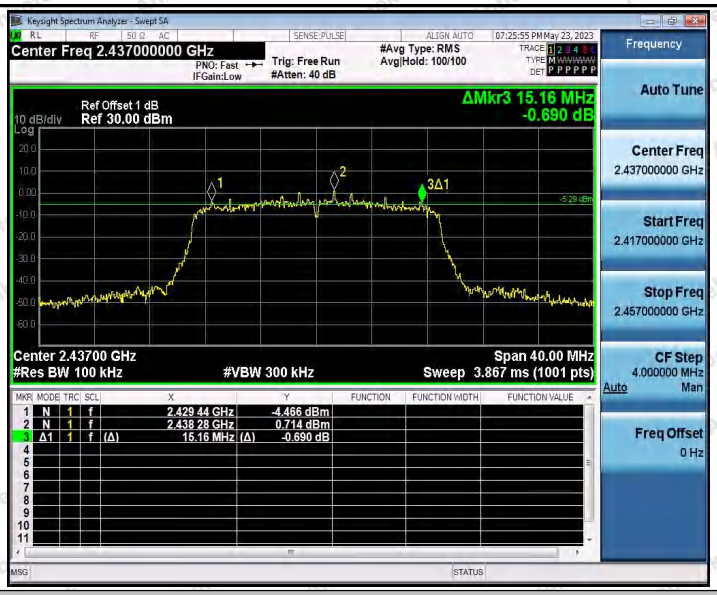

11N20SISO_Ant1_2462

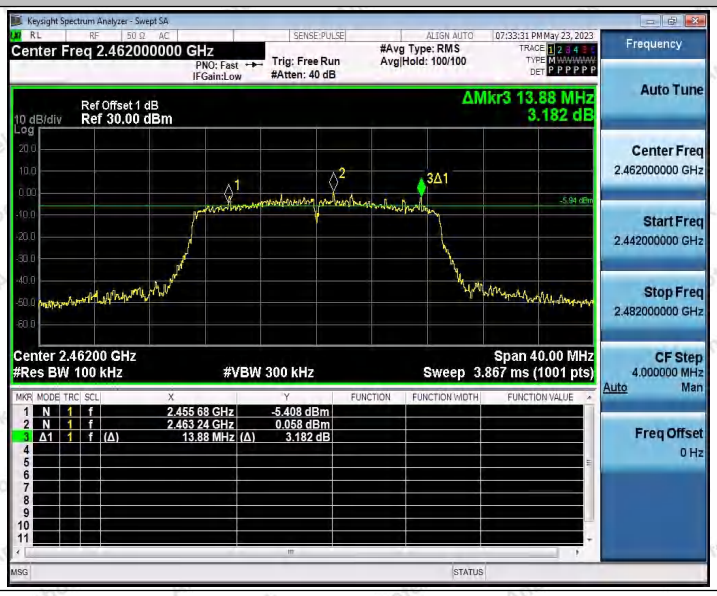

Appendix B: Occupied Channel Bandwidth

Test Result

Test Mode	Antenna	Channel Frequency[MHz]	OCB [MHz]	FL[MHz]	FH[MHz]
11B	Ant1	2412	13.410	2405.3576	2418.7676
		2437	13.403	2430.3502	2443.7532
		2462	13.363	2455.3586	2468.7216
11G	Ant1	2412	16.538	2403.7806	2420.3186
		2437	16.516	2428.8239	2445.3399
		2462	16.535	2453.7892	2470.3242
11N20SISO	Ant1	2412	17.368	2403.3570	2420.7250
		2437	17.404	2428.3483	2445.7523
		2462	17.399	2453.3376	2470.7366

Test Graphs

11B_Ant1_2412

11B_Ant1_2437

11B_Ant1_2462

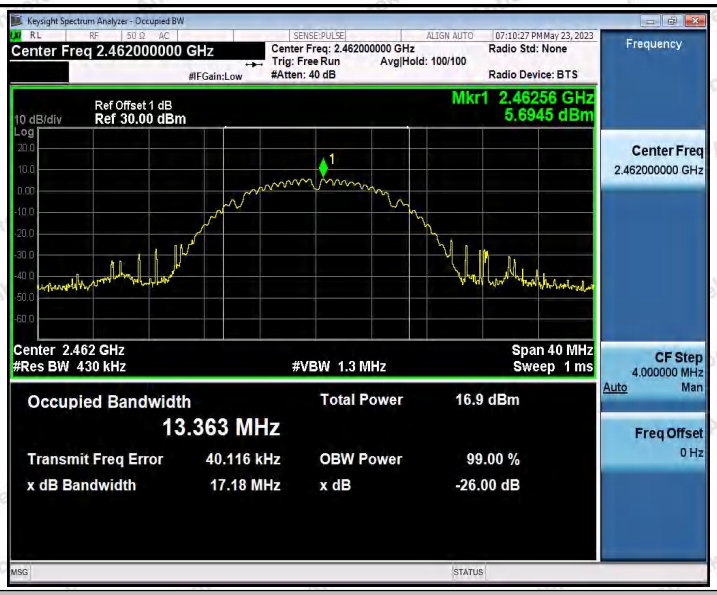

11G_Ant1_2412

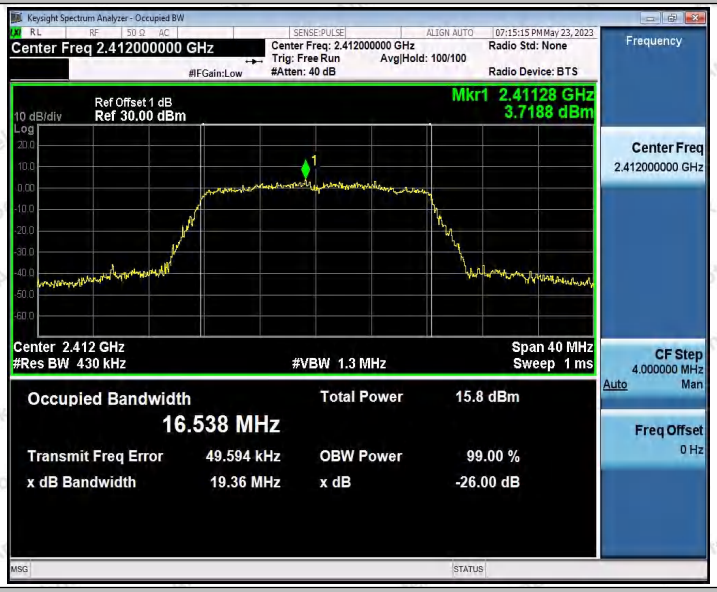

11G_Ant1_2437

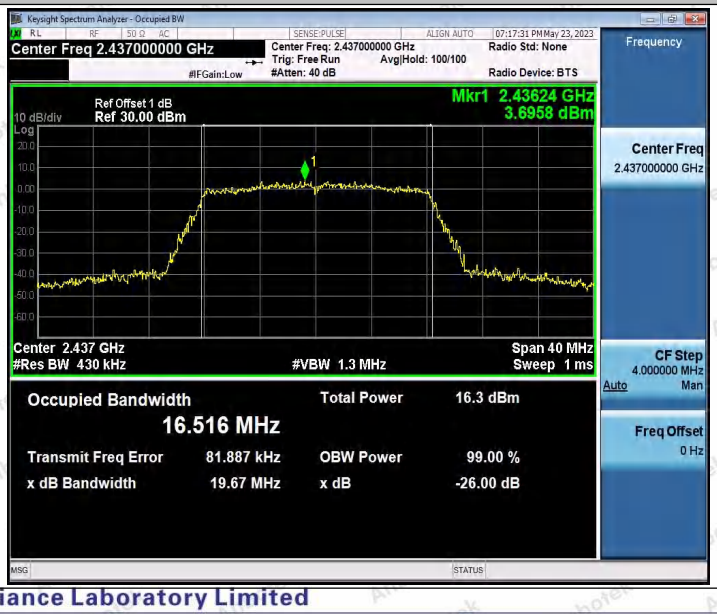

11G_Ant1_2462

11N20SISO_Ant1_2412

11N20SISO_Ant1_2437

11N20SISO_Ant1_2462

Appendix C: Maximum conducted output power

Test Result Peak

Test Mode	Antenna	Frequency[MHz]	Peak Power[dBm]	Conducted Limit[dBm]
11B	Ant1	2412	16.37	≤30.00
		2437	16.64	≤30.00
		2462	16.91	≤30.00
11G	Ant1	2412	16.83	≤30.00
		2437	17.22	≤30.00
		2462	17.61	≤30.00
11N20SISO	Ant1	2412	17.18	≤30.00
		2437	17.46	≤30.00
		2462	**17.75**	≤30.00

Appendix D: Maximum power spectral density

Test Result

Test Mode	Antenna	Frequency[MHz]	Result[dBm/3kHz]	Limit[dBm/3kHz]	Verdict
11B	Ant1	2412	-10.12	≤8.00	PASS
		2437	-9.46	≤8.00	PASS
		2462	-9.24	≤8.00	PASS
11G	Ant1	2412	-14.7	≤8.00	PASS
		2437	-14.19	≤8.00	PASS
		2462	-14.58	≤8.00	PASS
11N20SISO	Ant1	2412	-14.08	≤8.00	PASS
		2437	-14.75	≤8.00	PASS
		2462	-13.66	≤8.00	PASS

Test Graphs

11B_Ant1_2412

11B_Ant1_2437

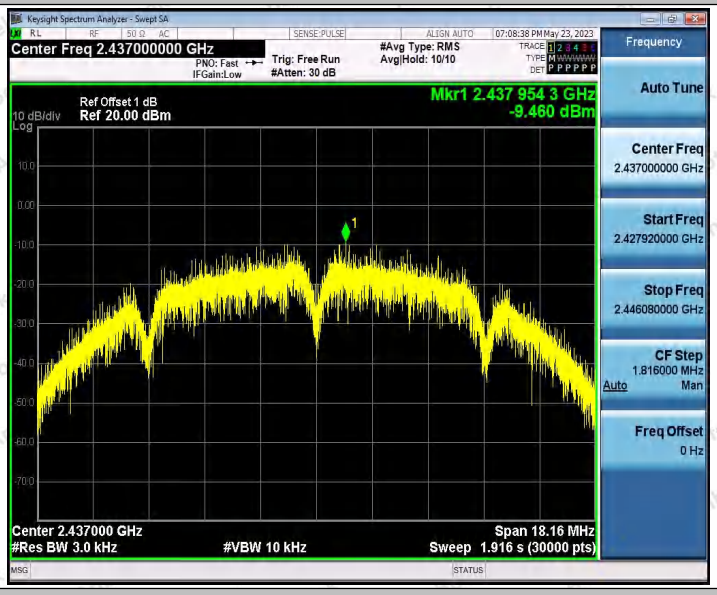

11B_Ant1_2462

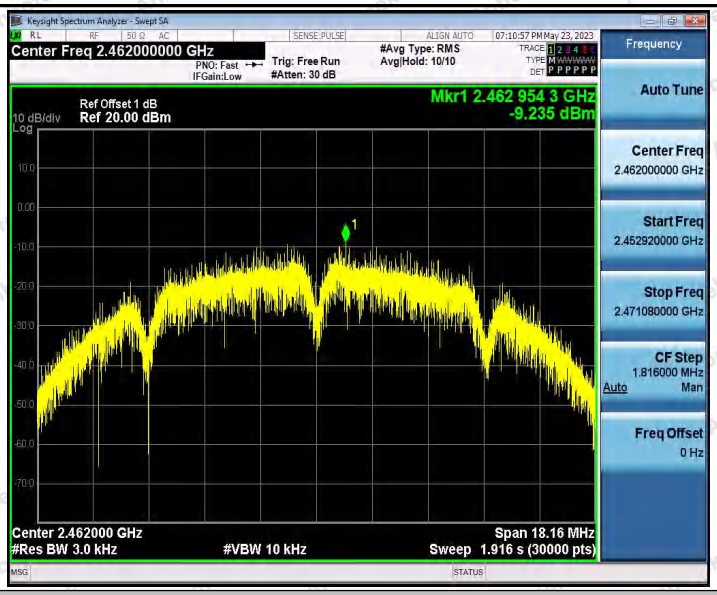

11G_Ant1_2412

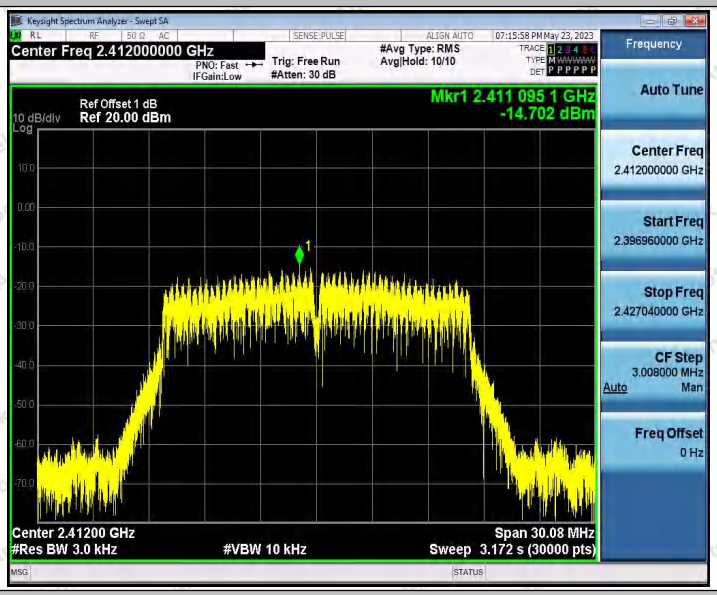

11G_Ant1_2437

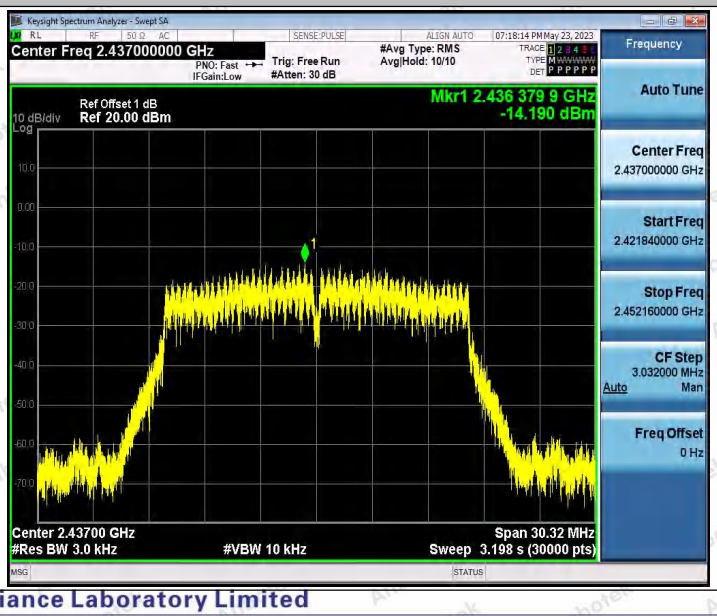

11G_Ant1_2462

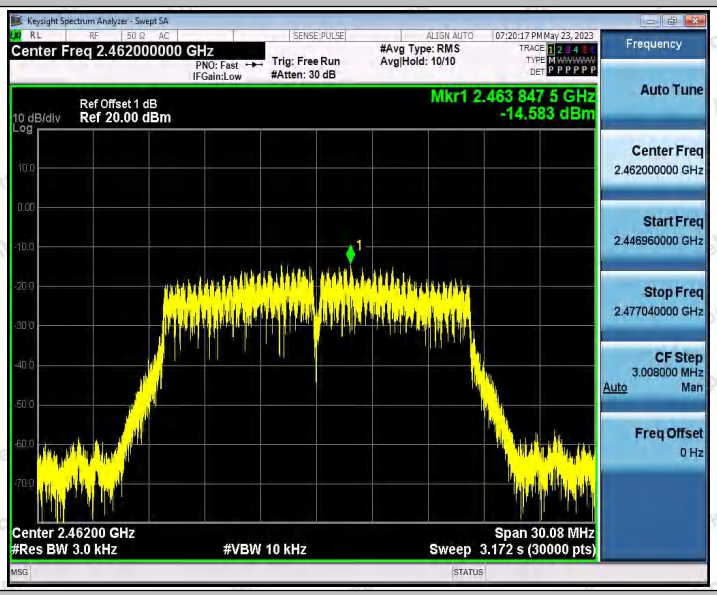

11N20SISO_Ant1_2412

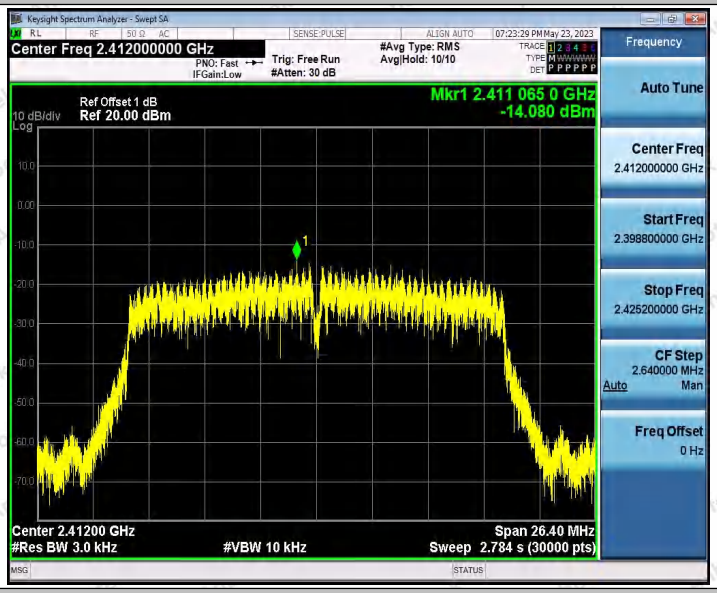

11N20SISO_Ant1_2437

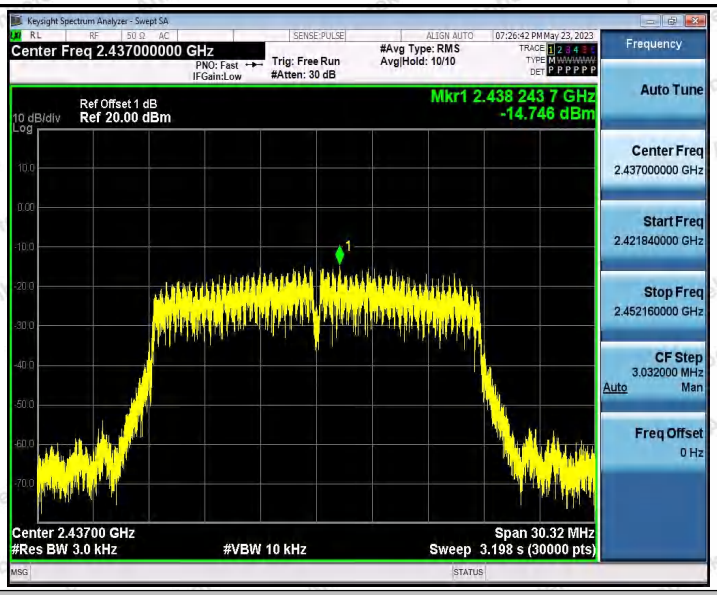

11N20SISO_Ant1_2462

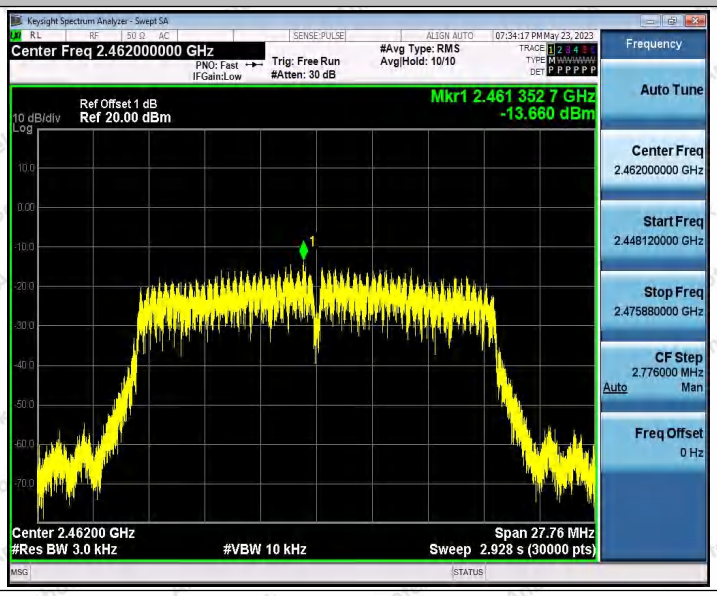

Appendix E: Band edge measurements

Test Result

TestMode	Antenna	ChName	Frequency [MHz]	RefLevel[dBm]	Result[dBm]	Limit[dBm]	Verdict
11B	Ant1	Low	2412	3.36	-40.31	≤-16.64	PASS
		High	2462	4.17	-56.38	≤-15.84	PASS
11G	Ant1	Low	2412	0.30	-43.35	≤-19.7	PASS
		High	2462	0.27	-54.12	≤-19.73	PASS
11N20SISO	Ant1	Low	2412	-0.40	-44.43	≤-20.4	PASS
		High	2462	0.36	-53.42	≤-19.64	PASS

Test Graphs

11B_Ant1_Low_2412

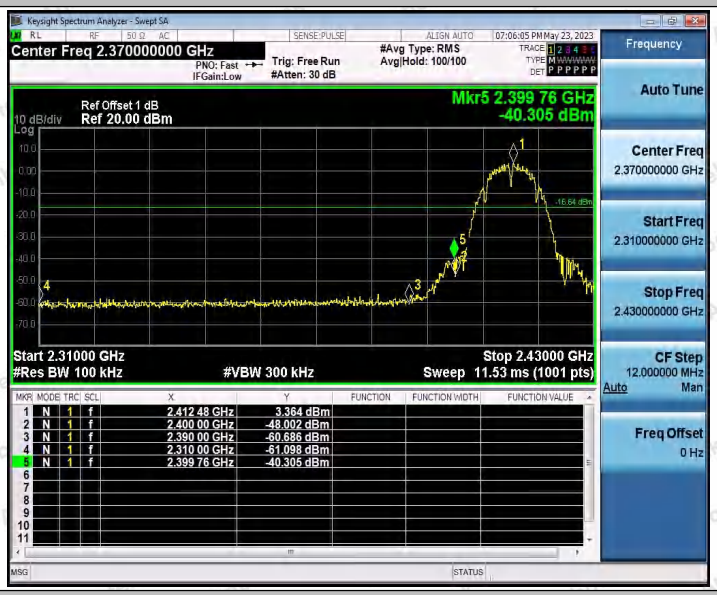

11B_Ant1_High_2462

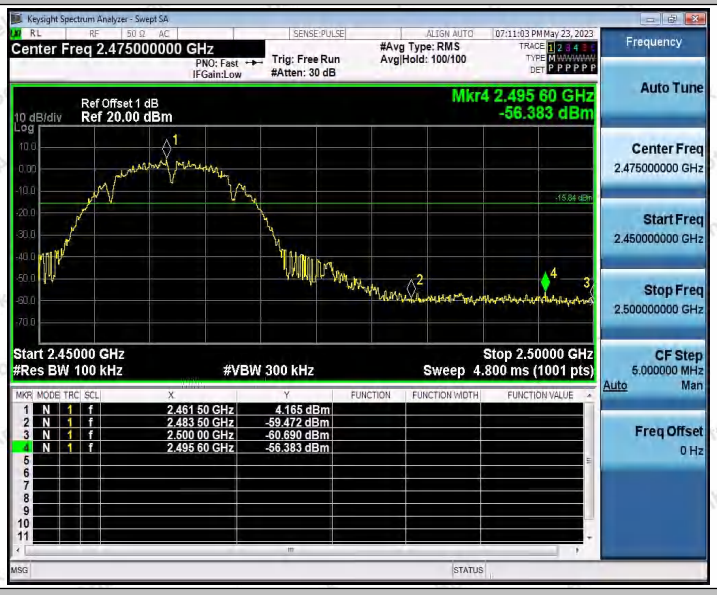

11G_Ant1_Low_2412

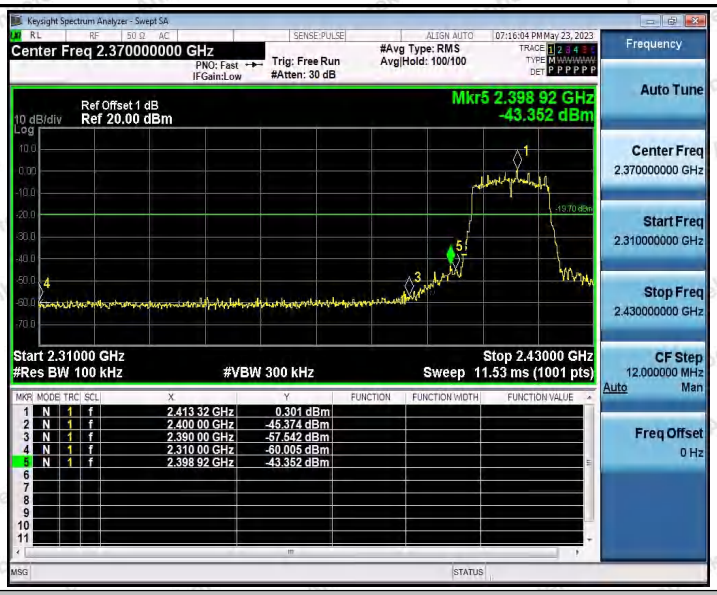

11G_Ant1_High_2462

11N20SISO_Ant1_Low_2412

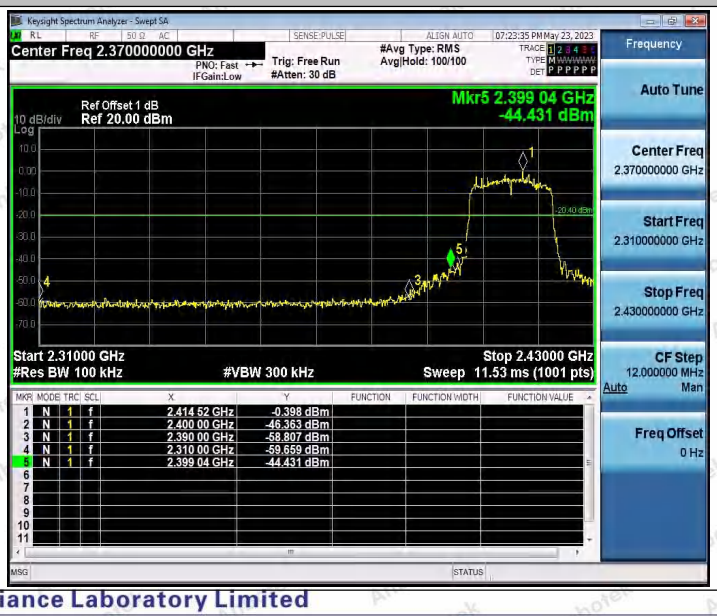

11N20SISO_Ant1_High_2462

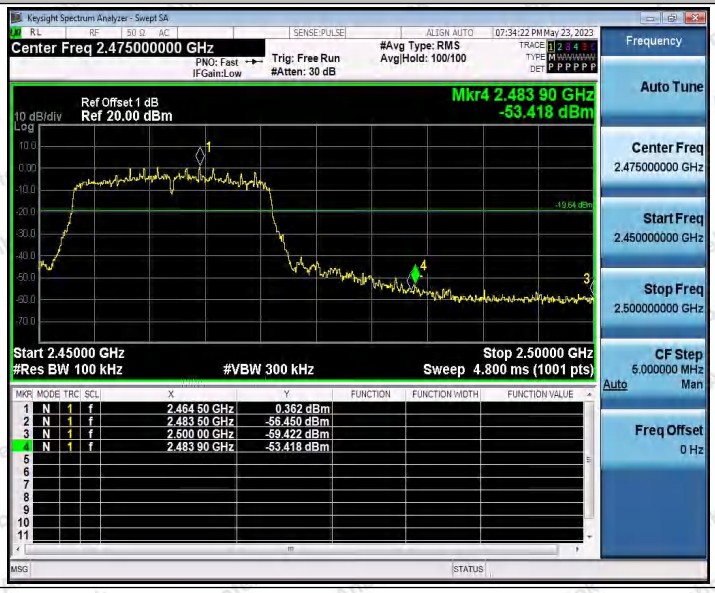

Appendix F: Conducted Spurious Emission

Test Result

TestMode	Antenna	Frequency[MHz]	FreqRange [Mhz]	RefLevel [dBm]	Result [dBm]	Limit [dBm]	Verdict
11B	Ant1	2412	Reference	3.53	3.53	---	PASS
			30~1000	3.53	-43.12	≤-16.47	PASS
			1000~26500	3.53	-49.26	≤-16.47	PASS
		2437	Reference	3.94	3.94	---	PASS
			30~1000	3.94	-42.57	≤-16.06	PASS
			1000~26500	3.94	-49.4	≤-16.06	PASS
		2462	Reference	4.16	4.16	---	PASS
			30~1000	4.16	-43.1	≤-15.84	PASS
			1000~26500	4.16	-49.74	≤-15.84	PASS
11G	Ant1	2412	Reference	-2.37	-2.37	---	PASS
			30~1000	-2.37	-43.06	≤-22.37	PASS
			1000~26500	-2.37	-53.6	≤-22.37	PASS
		2437	Reference	-2.62	-2.62	---	PASS
			30~1000	-2.62	-42.57	≤-22.62	PASS
			1000~26500	-2.62	-53.38	≤-22.62	PASS
		2462	Reference	-2.40	-2.40	---	PASS
			30~1000	-2.40	-43.19	≤-22.4	PASS
			1000~26500	-2.40	-52.72	≤-22.4	PASS
11N20SISO	Ant1	2412	Reference	-4.42	-4.42	---	PASS
			30~1000	-4.42	-42.69	≤-24.42	PASS
			1000~26500	-4.42	-53.14	≤-24.42	PASS
		2437	Reference	-2.11	-2.11	---	PASS
			30~1000	-2.11	-43.1	≤-22.11	PASS
			1000~26500	-2.11	-53.51	≤-22.11	PASS
		2462	Reference	-0.87	-0.87	---	PASS
			30~1000	-0.87	-44.37	≤-20.87	PASS
			1000~26500	-0.87	-53.38	≤-20.87	PASS

Test Graphs

11B_Ant1_2412_0~Reference

11B_Ant1_2412_30~1000

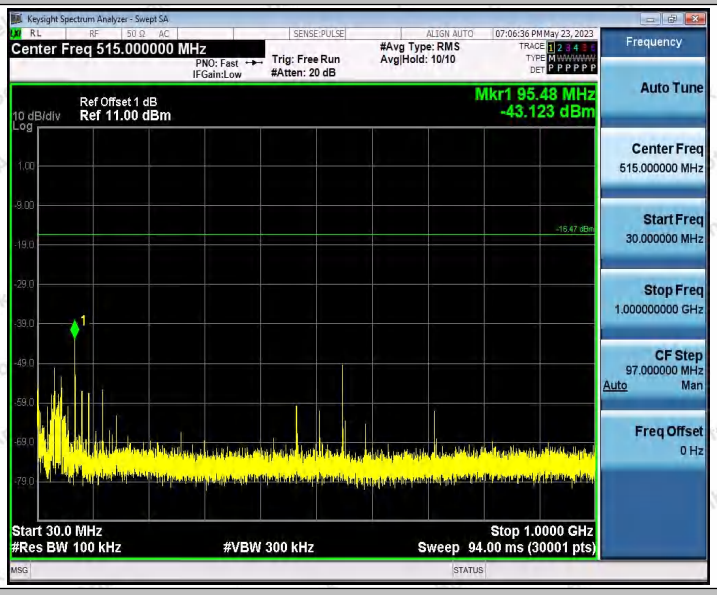

11B_Ant1_2412_1000~26500

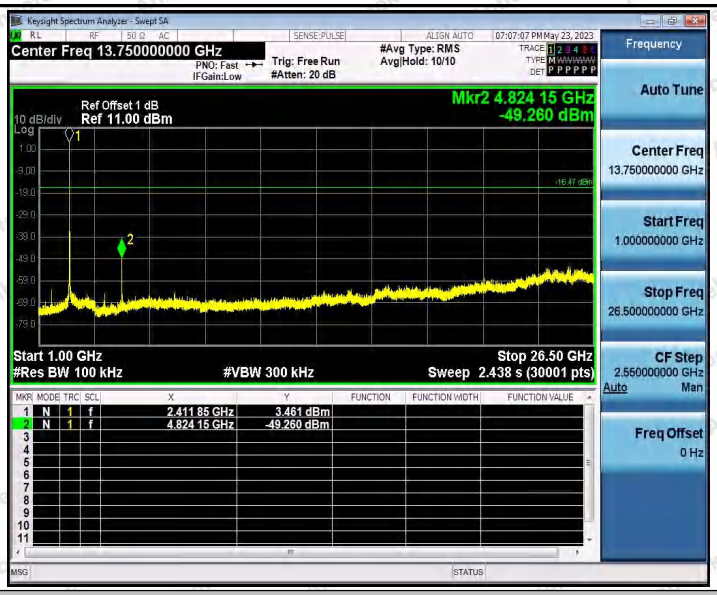

11B_Ant1_2437_0~Reference

11B_Ant1_2437_30~1000

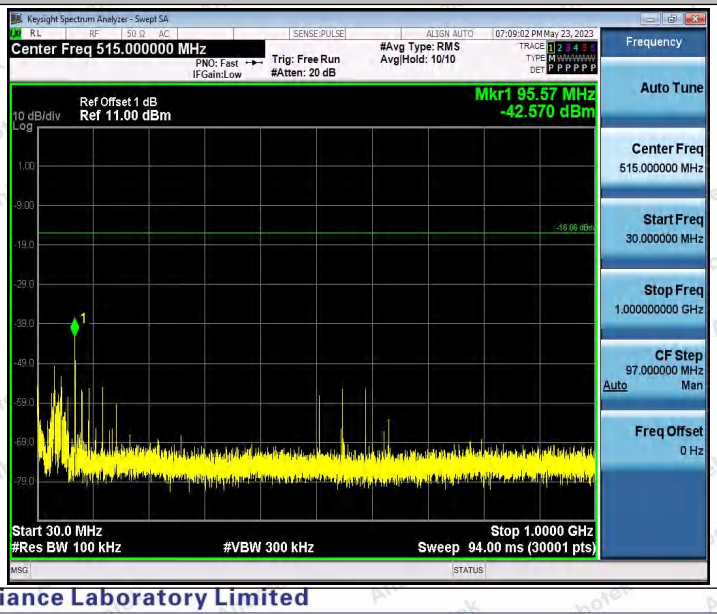

11B_Ant1_2437_1000~26500

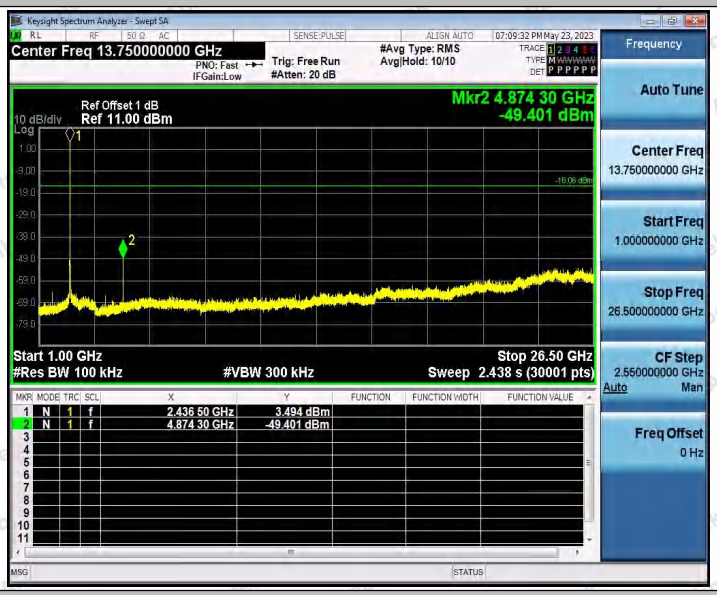

11B_Ant1_2462_0~Reference

11B_Ant1_2462_30~1000

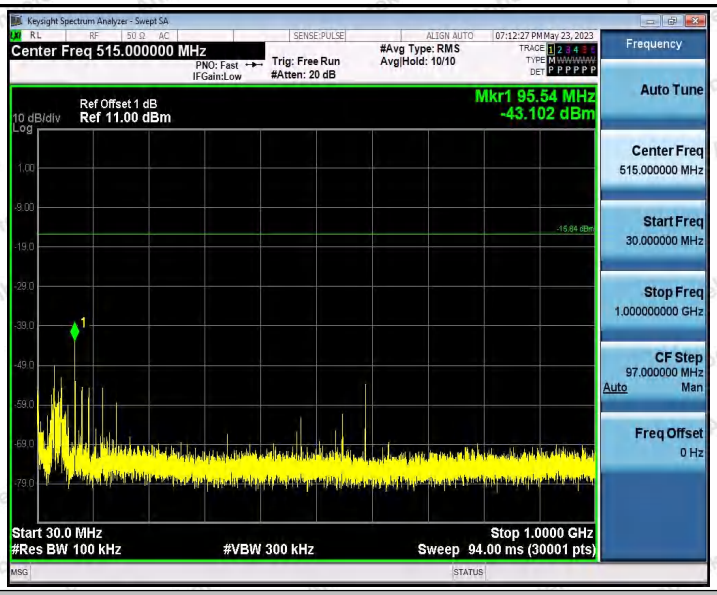

11B_Ant1_2462_1000~26500

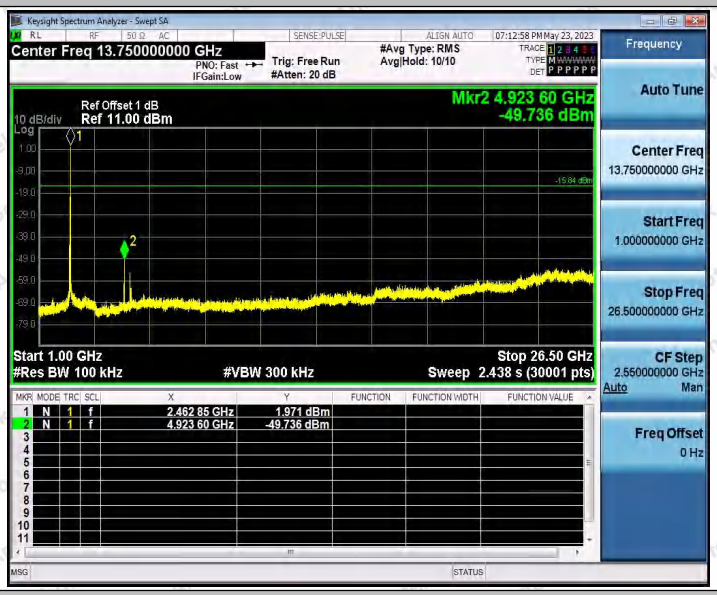

11G_Ant1_2412_0~Reference

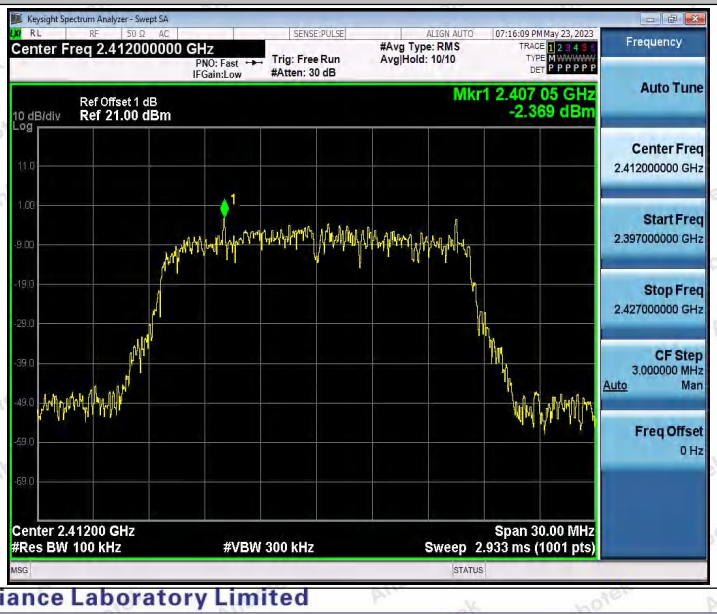

11G_Ant1_2412_30~1000

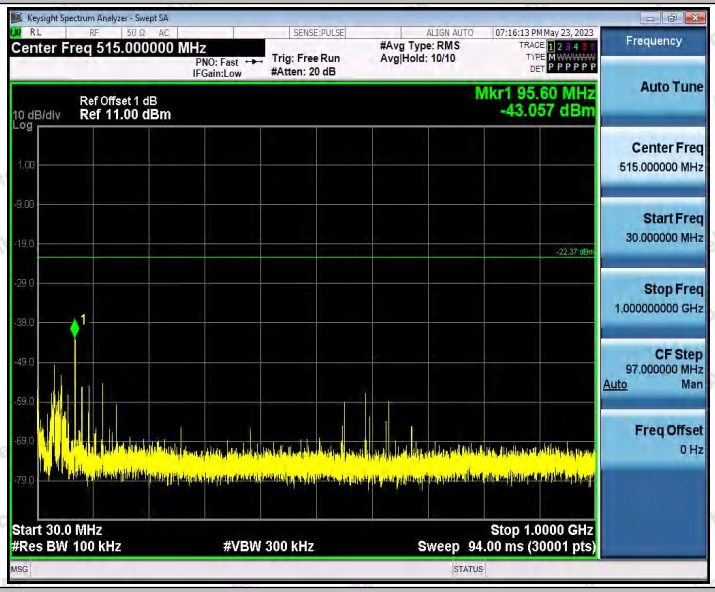

11G_Ant1_2412_1000~26500

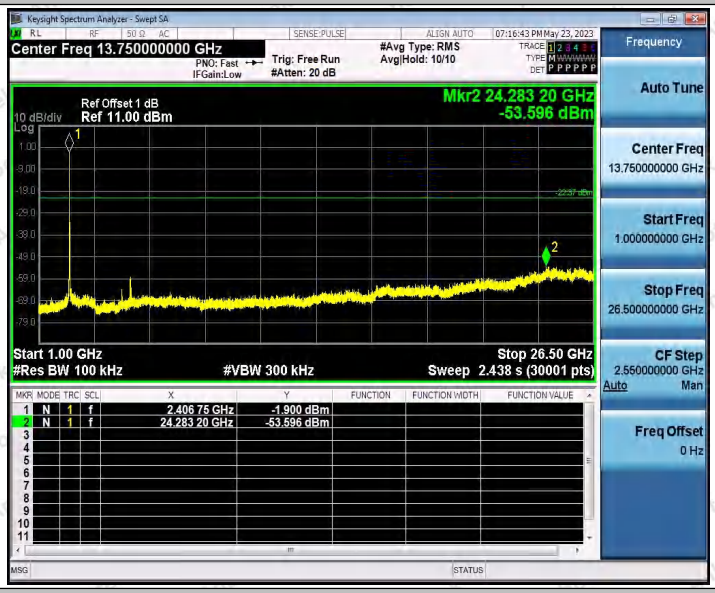

11G_Ant1_2437_0~Reference

11G_Ant1_2437_30~1000

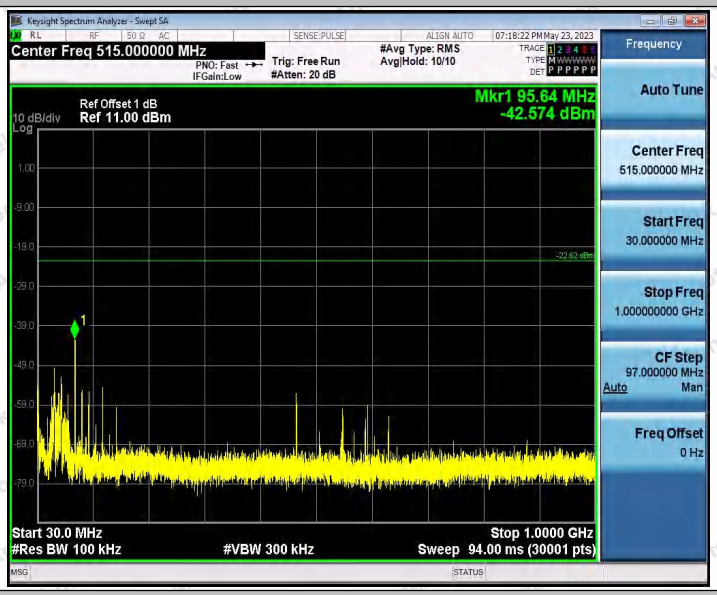

11G_Ant1_2437_1000~26500

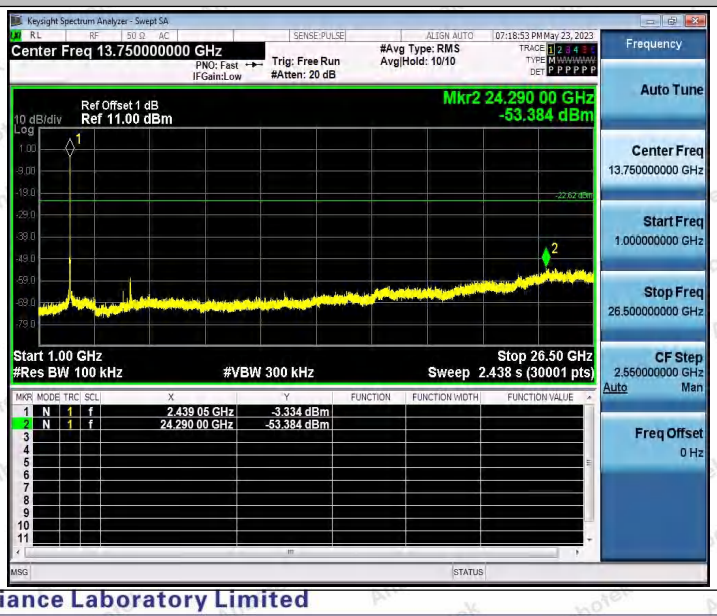

11G_Ant1_2462_0~Reference

11G_Ant1_2462_30~1000

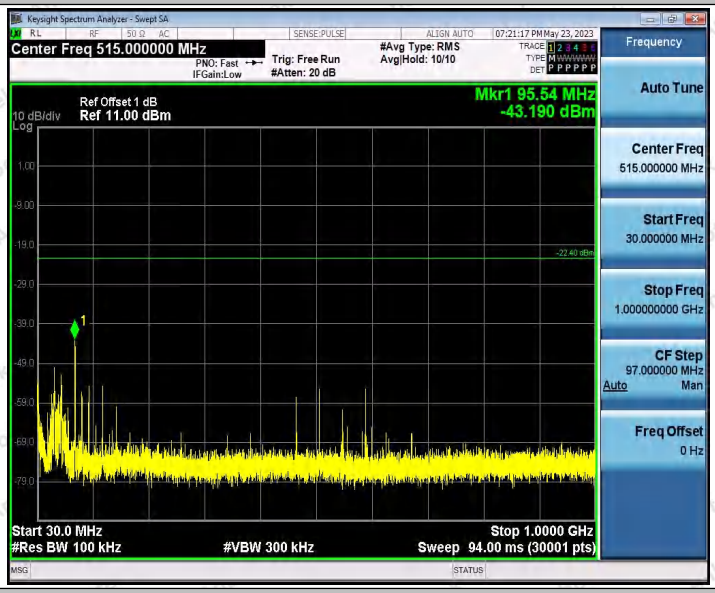

11G_Ant1_2462_1000~26500

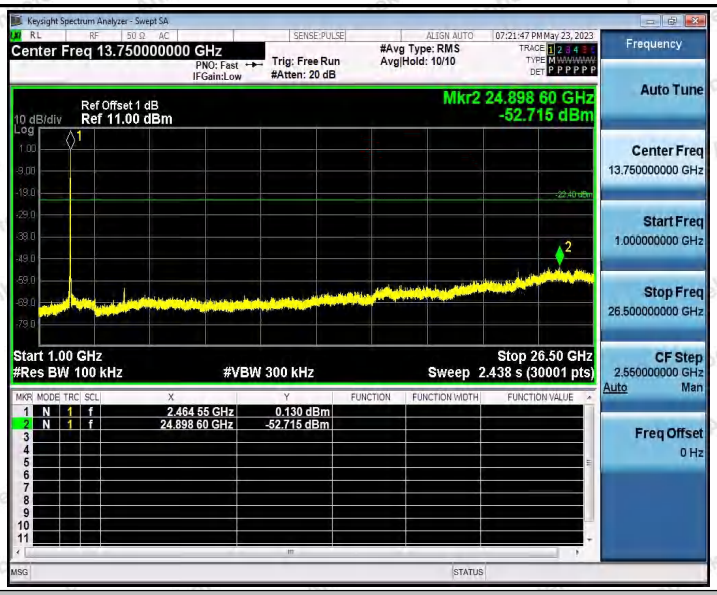

11N20SISO_Ant1_2412_0~Reference

11N20SISO_Ant1_2412_30~1000

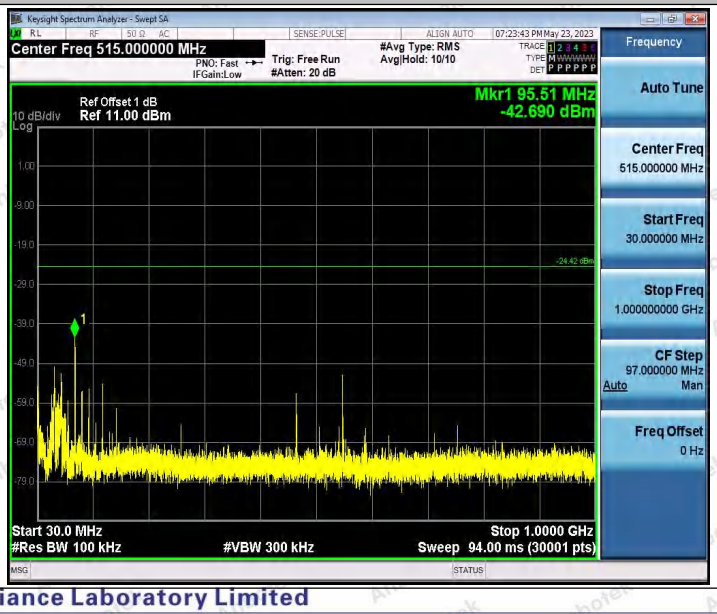

11N20SISO_Ant1_2412_1000~26500

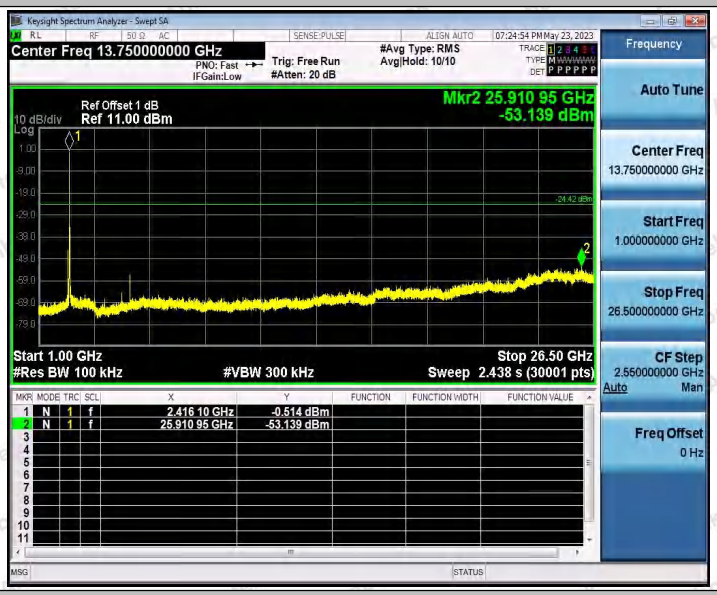

11N20SISO_Ant1_2437_0~Reference

11N20SISO_Ant1_2437_30~1000

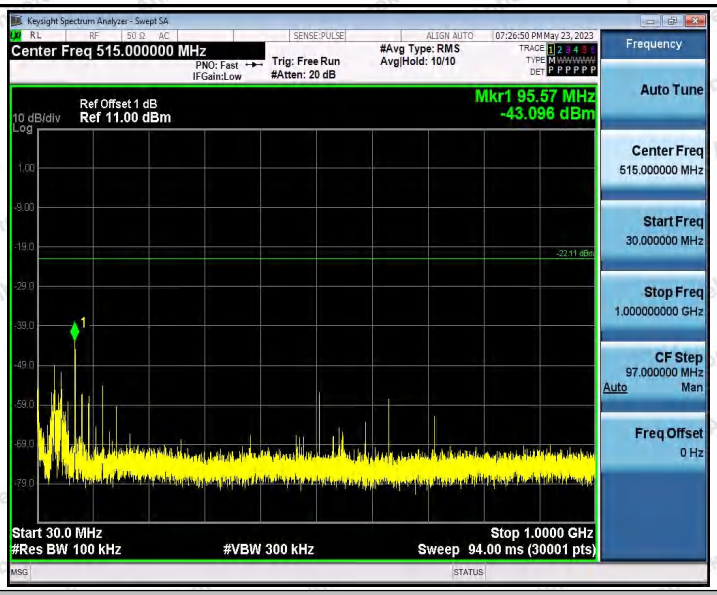

11N20SISO_Ant1_2437_1000~26500

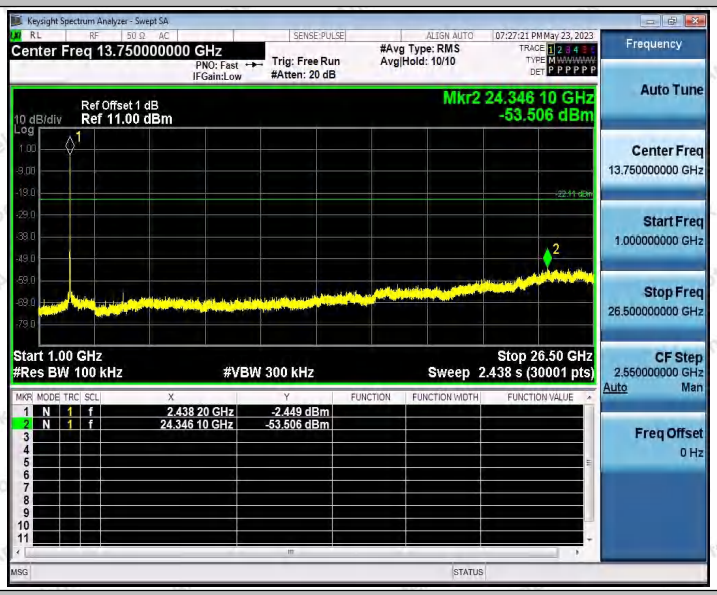

11N20SISO_Ant1_2462_0~Reference

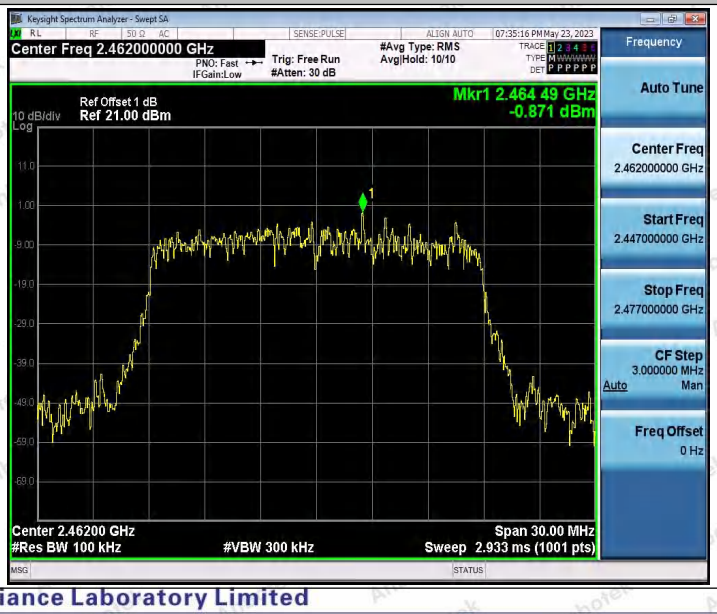

11N20SISO_Ant1_2462_30~1000

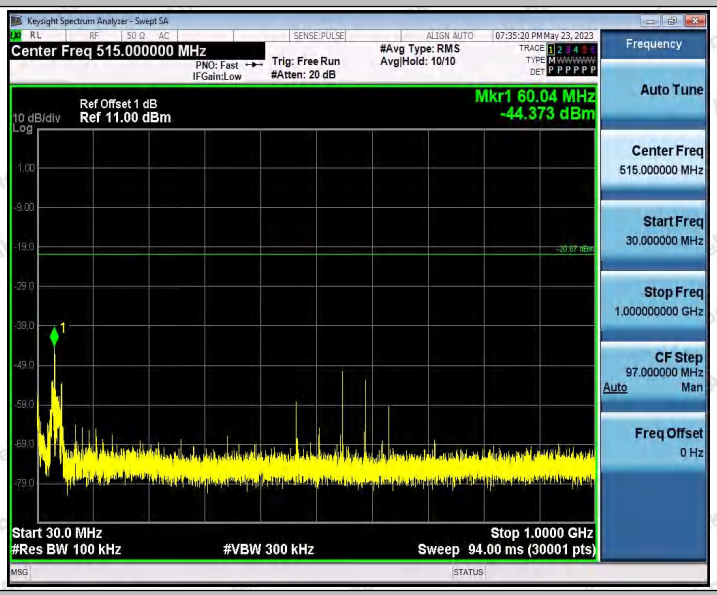

11N20SISO_Ant1_2462_1000~26500

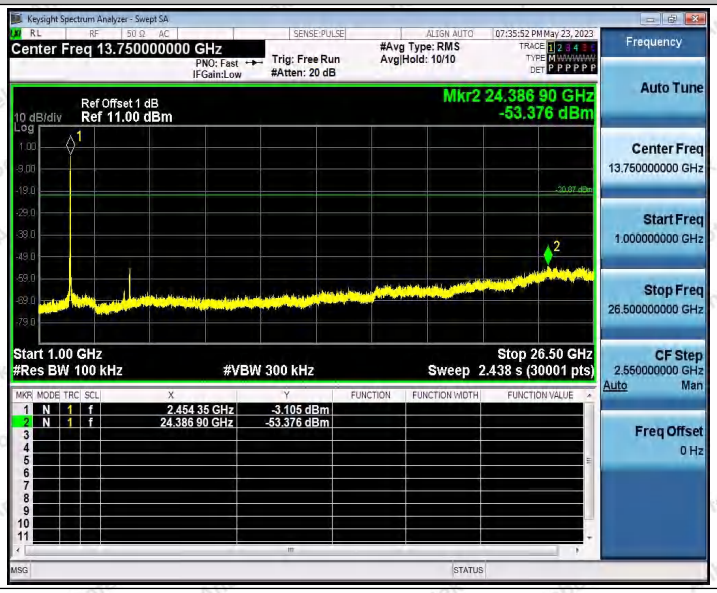

Appendix G: Duty Cycle

Test Result

Test Mode	Antenna	Frequency [MHz]	Transmission Duration [ms]	Transmission Period [ms]	Duty Cycle [%]	Factor
11B	Ant1	2412	1.23	2.25	54.67	2.62
		2437	1.22	2.89	42.21	3.75
		2462	1.22	2.07	58.94	2.30
11G	Ant1	2412	0.54	1.21	44.63	3.50
		2437	0.54	1.25	43.20	3.65
		2462	0.55	1.29	42.64	3.70
11N20SISO	Ant1	2412	0.55	1.10	50.00	3.01
		2437	0.54	1.13	47.79	3.21
		2462	0.55	1.03	53.40	2.72

Test Graphs

11B_Ant1_2412

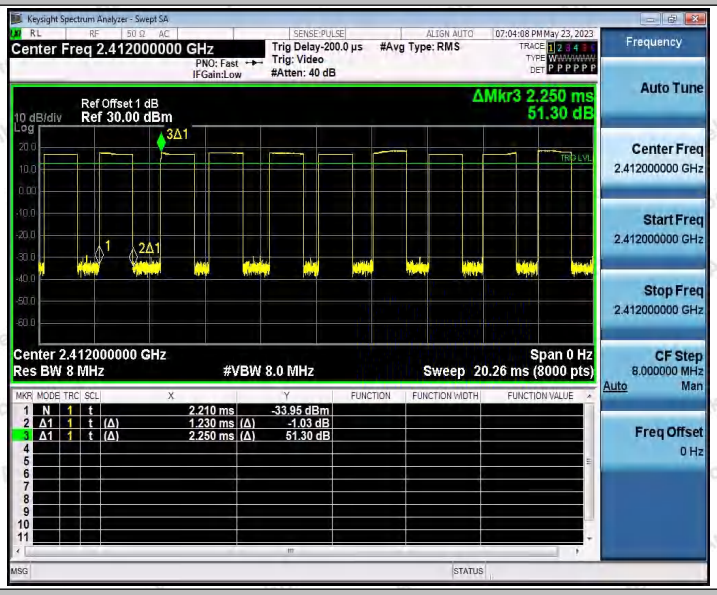

11B_Ant1_2437

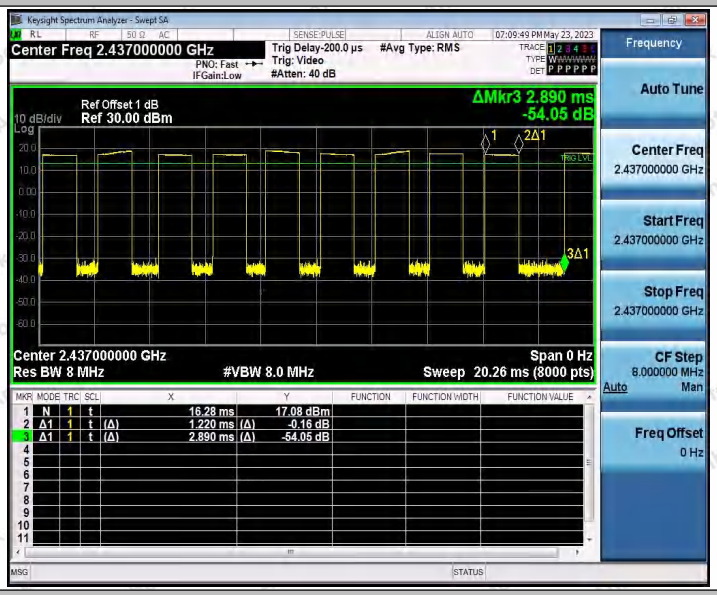

11B_Ant1_2462

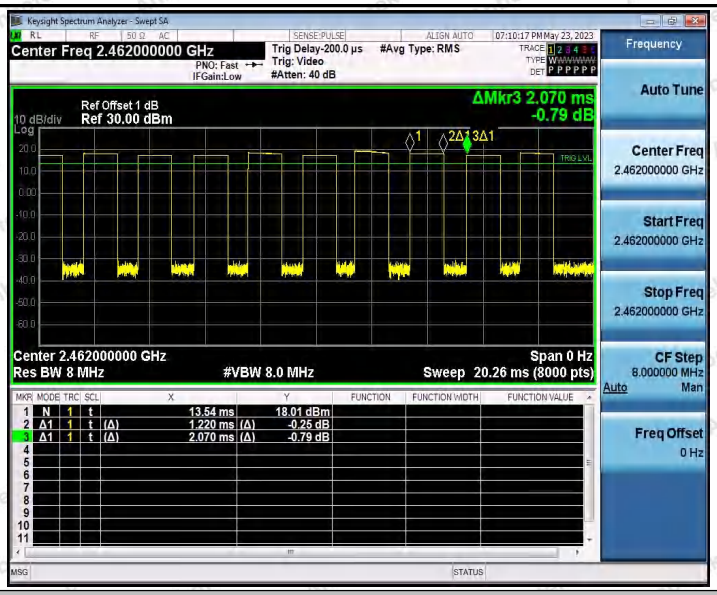

11G_Ant1_2412

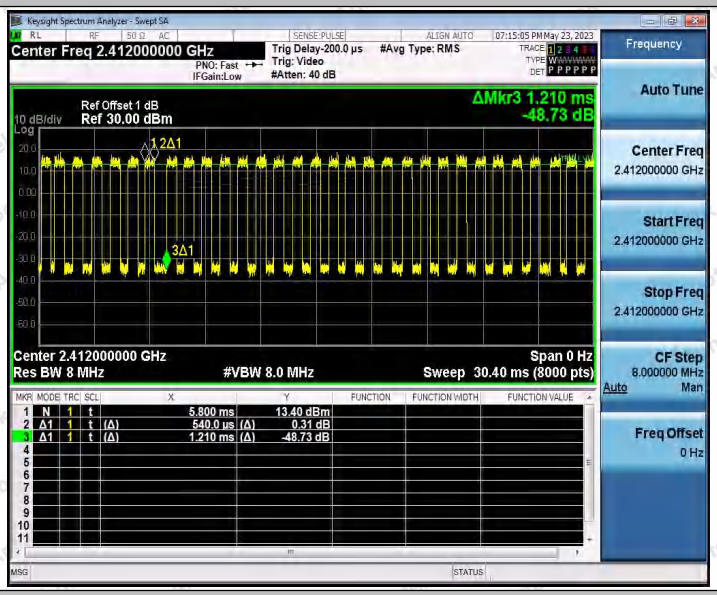

11G_Ant1_2437

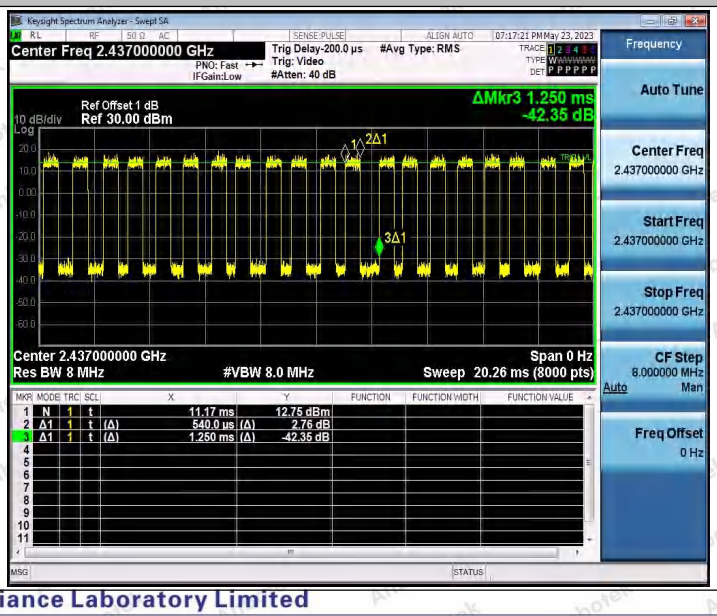

11G_Ant1_2462

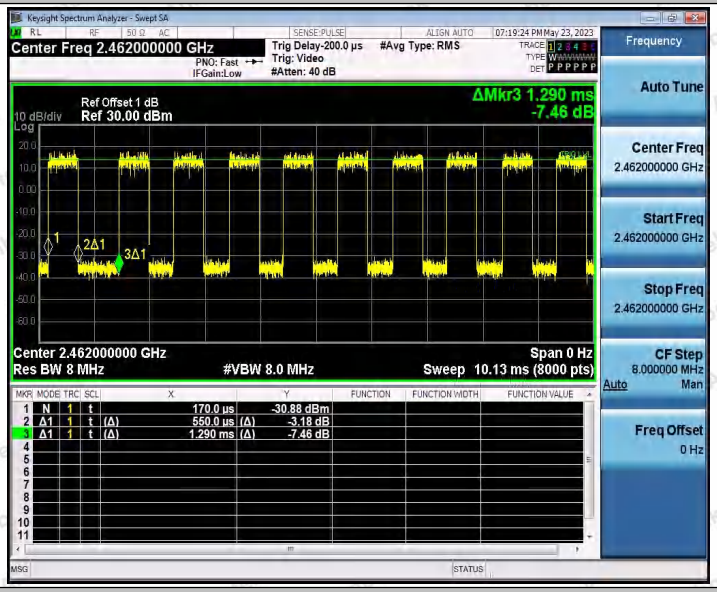

11N20SISO_Ant1_2412

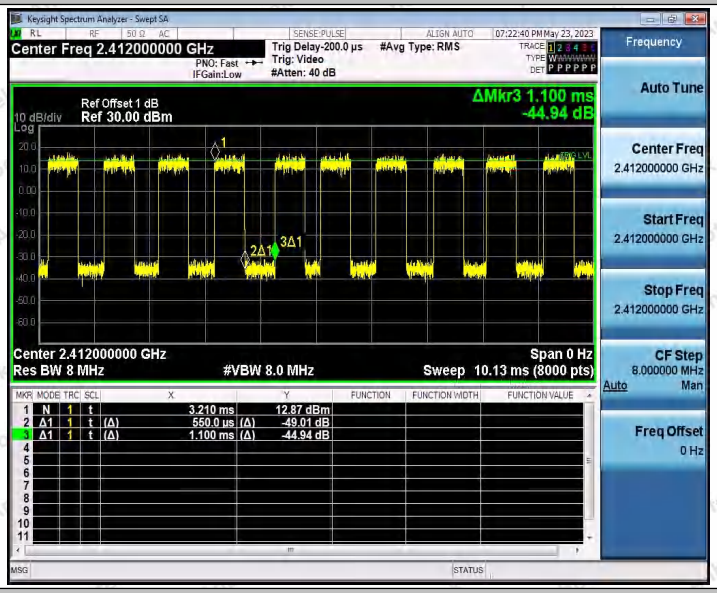

11N20SISO_Ant1_2437

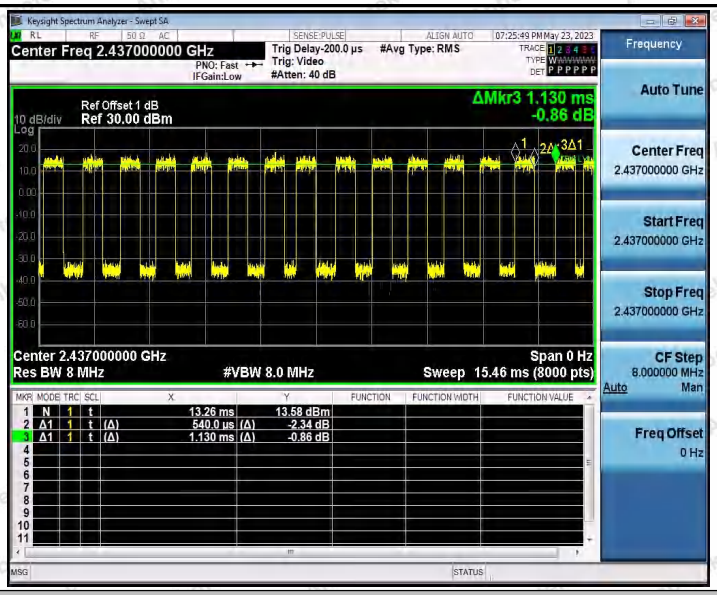

11N20SISO_Ant1_2462

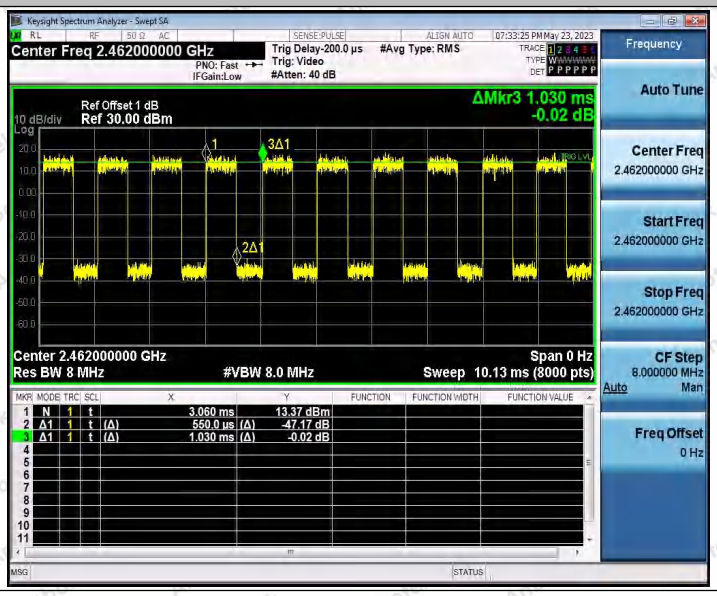

---End---