Appendix A

RF Test Data for BT (Conducted Measurement)

Product Name: NurseTab with BT controller

Test Model: BT8A11BTID

Environmental Conditions

Temperature:	23.8 ° C
Relative Humidity:	52.1%
ATM Pressure:	100.0 kPa
Test Engineer:	Nick Peng
	Nick Peng
Supervised by:	Ling Zhu
	Ling.Zhu

A.1 20dB Emission Bandwidth

Test Result

TestMode	Antenna	Frequency[MHz]	20db EBW[MHz]	FL[MHz]	FH[MHz]	Limit[MHz]	Verdict
DH5	Ant1	2402	0.990	2401.499	2402.489	---	---
		2441	1.017	2440.481	2441.498	---	---
		2480	0.975	2479.508	2480.483	---	---
2DH5	Ant1	2402	1.287	2401.355	2402.642	---	---
		2441	1.293	2440.352	2441.645	---	---
		2480	1.317	2479.331	2480.648	---	---
3DH5	Ant1	2402	1.338	2401.328	2402.666	---	---
		2441	1.314	2440.334	2441.648	---	---
		2480	1.299	2479.340	2480.639	---	---

Test Graphs

DH5_Ant1_2402

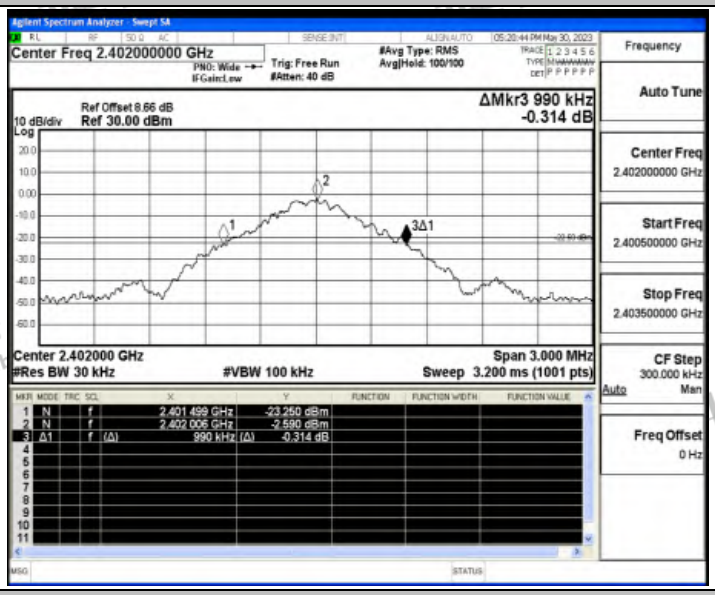

DH5_Ant1_2441

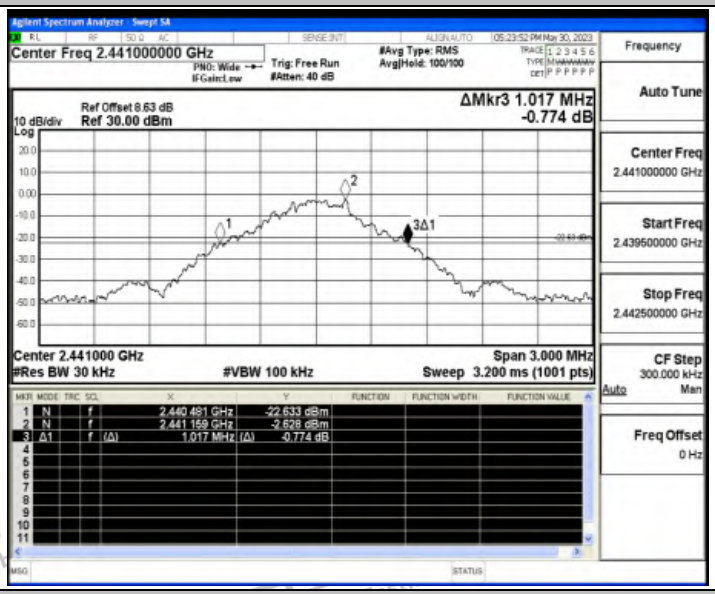

DH5_Ant1_2480

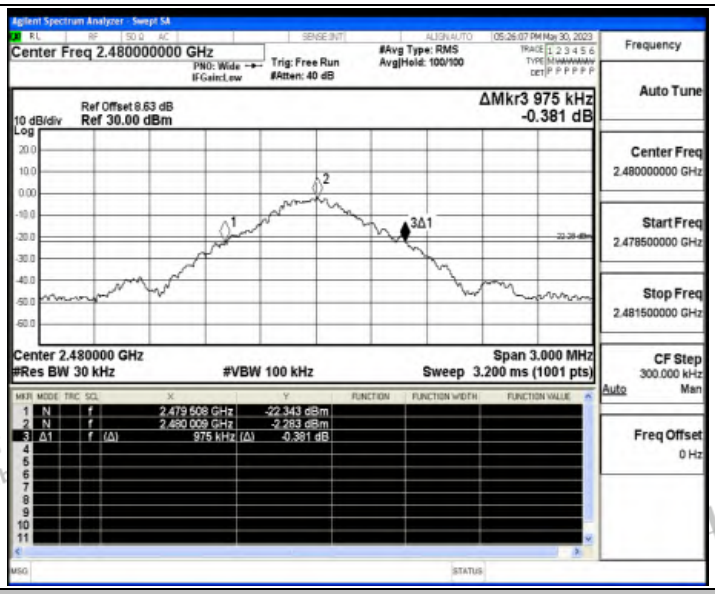

2DH5_Ant1_2402

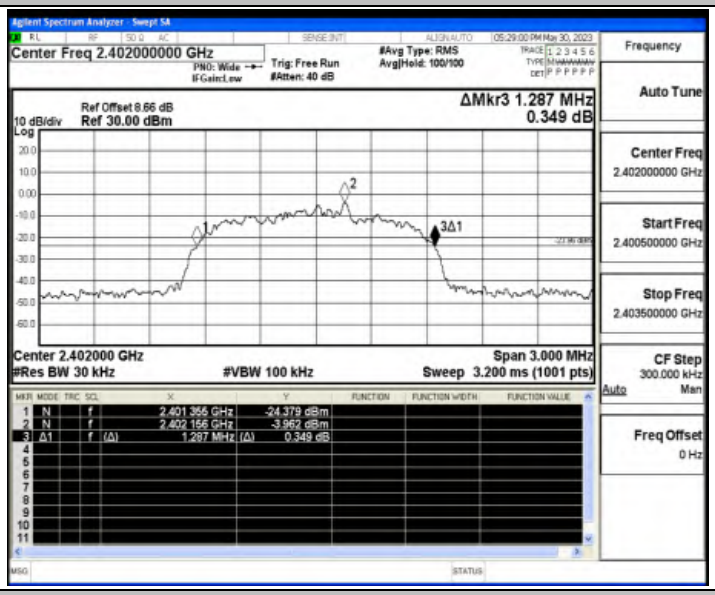

2DH5_Ant1_2441

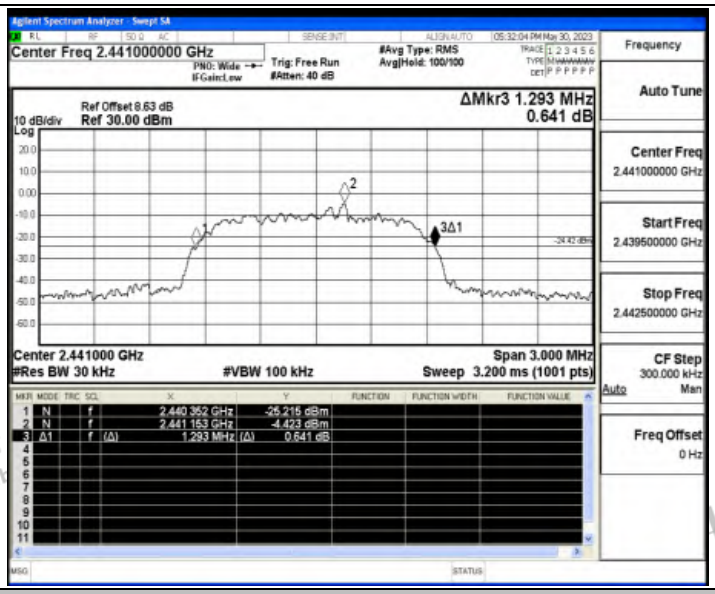

2DH5_Ant1_2480

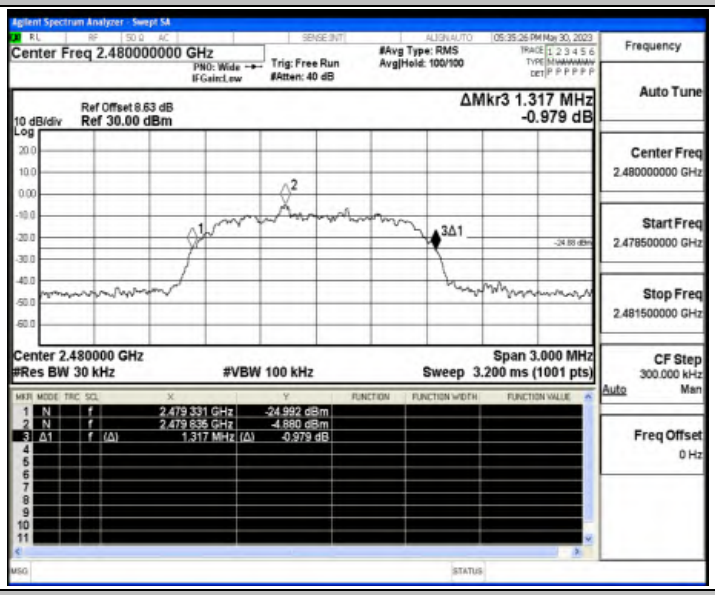

3DH5_Ant1_2402

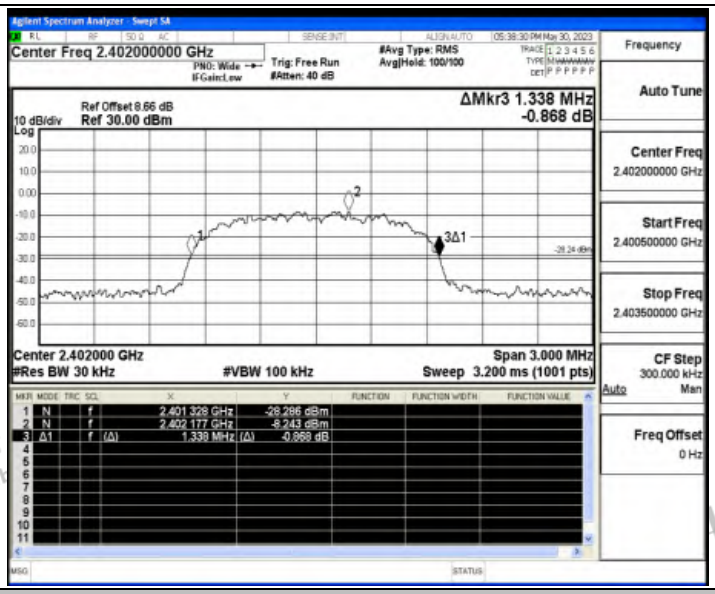

3DH5_Ant1_2441

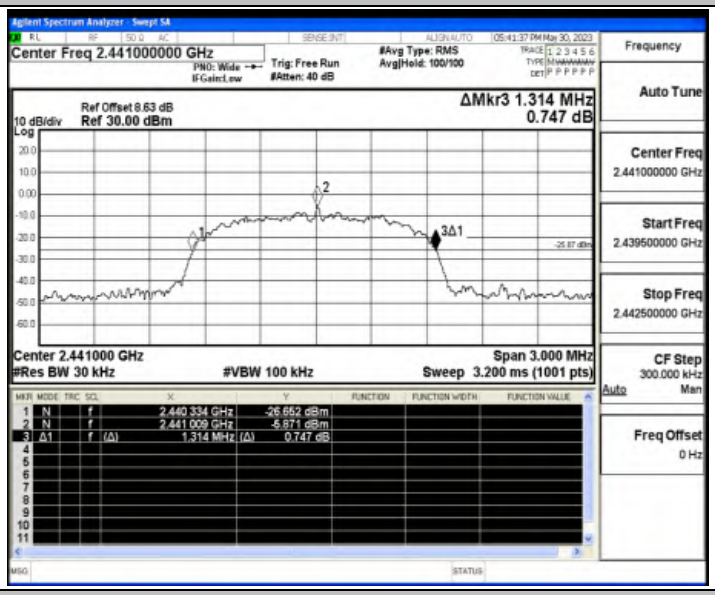

3DH5_Ant1_2480

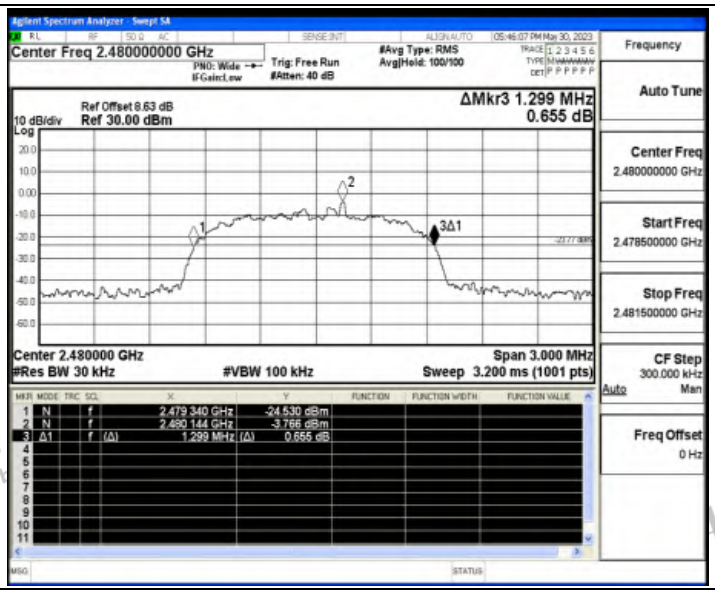
Agilent Spectrum Analyzer - Swept SA
Center Freq 2.480000000 GHz
PNO: Wide
IFGain:Low
Trig: Free Run
#Atten: 40 dB
#Avg Type: RMS
Avg|Hold: 100/100
05:46:07 PM May 30, 2023
Frequency
Auto Tune
Ref Offset 8.63 dB
10 dB/div Ref 30.00 dBm
Log
ΔMkr3 1.299 MHz
0.655 dB
Center Freq
2.480000000 GHz
Start Freq
2.478500000 GHz
Stop Freq
2.481500000 GHz
Center 2.480000 GHz
#Res BW 30 kHz
#VBW 100 kHz
Span 3.000 MHz
Sweep 3.200 ms (1001 pts)
CF Step
300.000 kHz
Auto
Man
Freq Offset
0 Hz
1 N f 2.479 340 GHz -24.530 dBm
2 N f 2.480 144 GHz -3.766 dBm
3 Δ1 f (Δ) 1.299 MHz (Δ) 0.655 dB
MSG
STATUS

A.2 Maximum conducted output power

Test Result Peak

Test Mode	Antenna	Frequency[MHz]	Conducted Peak Powert[dBm]	Conducted Limit[dBm]	Verdict
DH5	Ant1	2402	0.49	≤20.97	PASS
		2441	0.61	≤20.97	PASS
		2480	0.82	≤20.97	PASS
2DH5	Ant1	2402	0.11	≤20.97	PASS
		2441	0.28	≤20.97	PASS
		2480	0.48	≤20.97	PASS
3DH5	Ant1	2402	0.26	≤20.97	PASS
		2441	0.42	≤20.97	PASS
		2480	0.5	≤20.97	PASS

Test Graphs

DH5_Ant1_2402

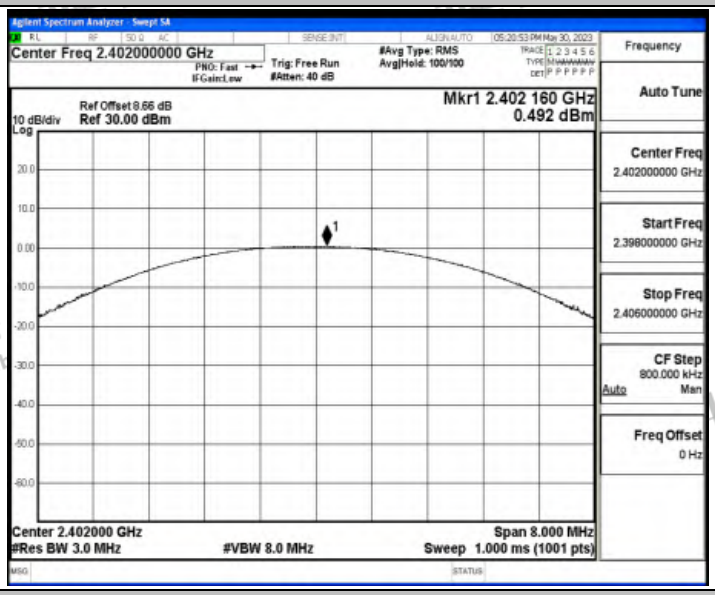

DH5_Ant1_2441

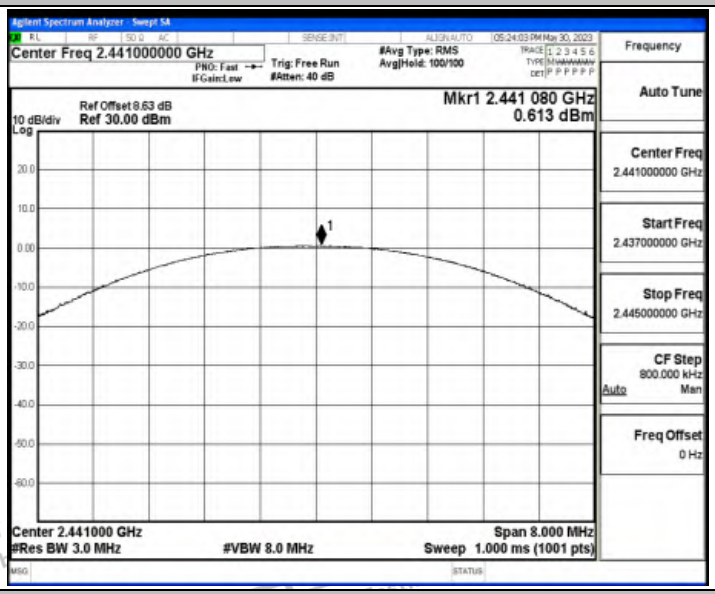

DH5_Ant1_2480

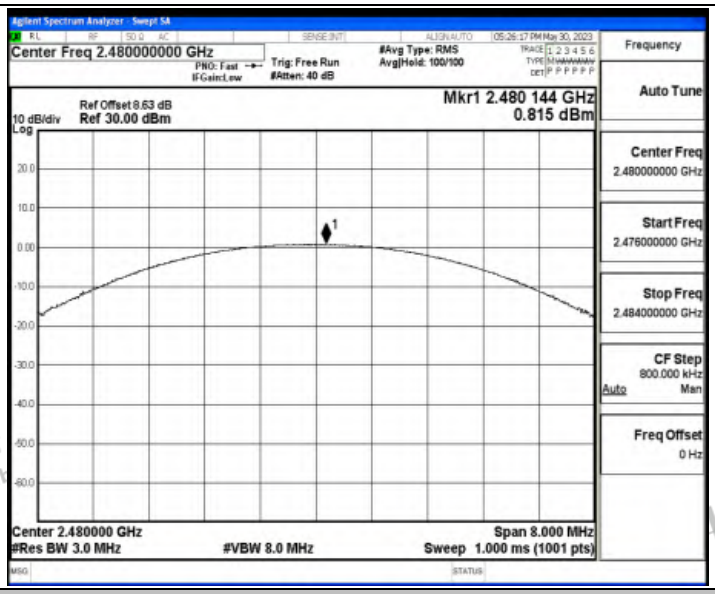

2DH5_Ant1_2402

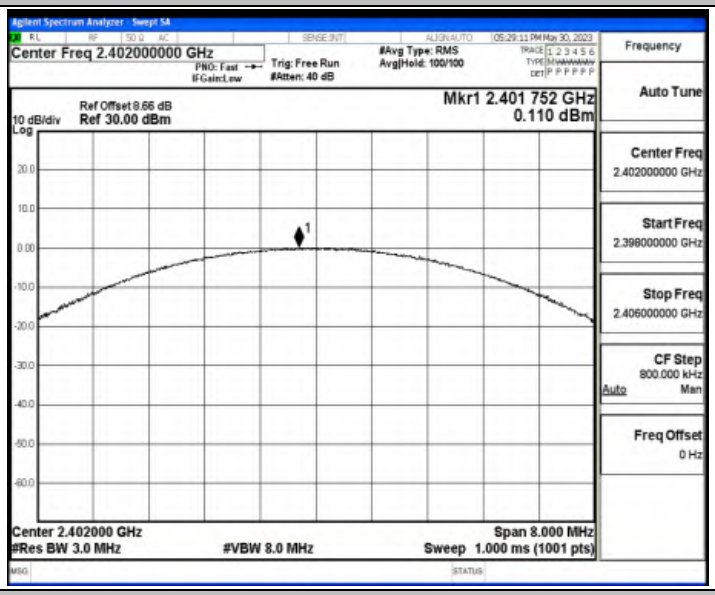

2DH5_Ant1_2441

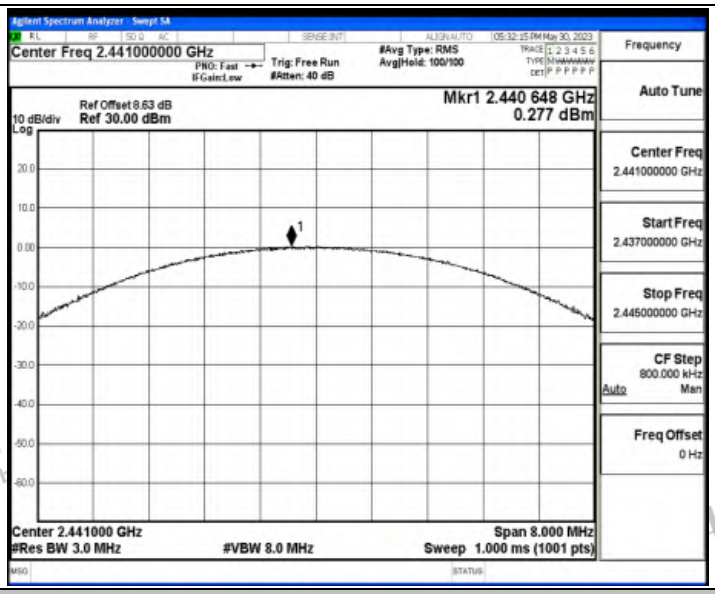

2DH5_Ant1_2480

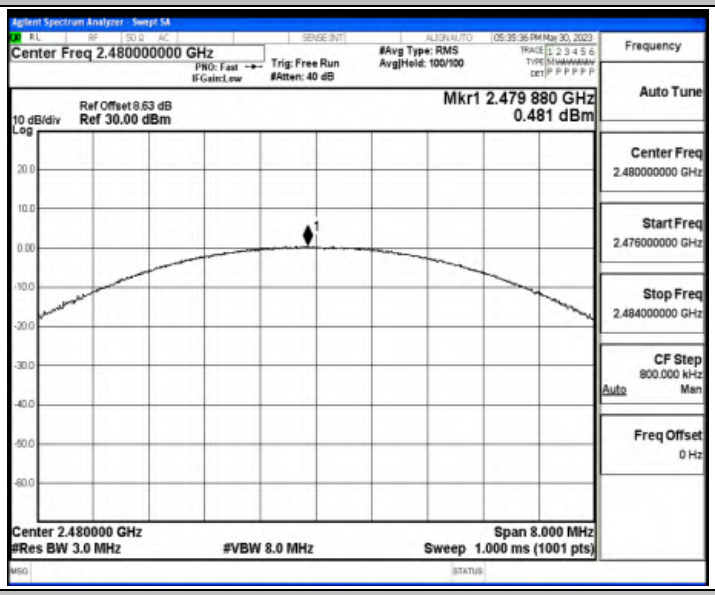

3DH5_Ant1_2402

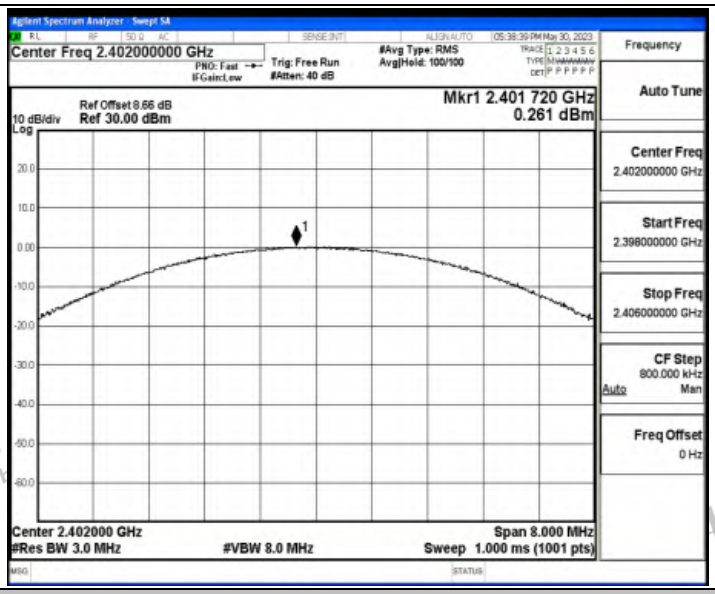

3DH5_Ant1_2441

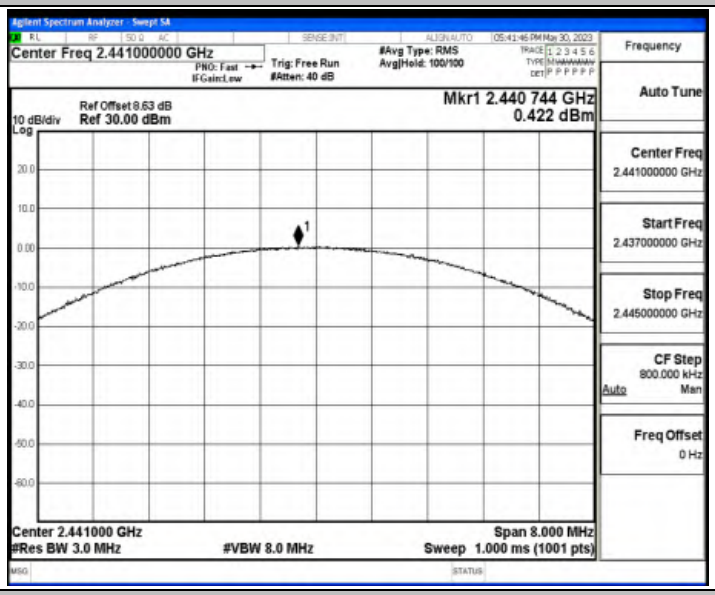

3DH5_Ant1_2480

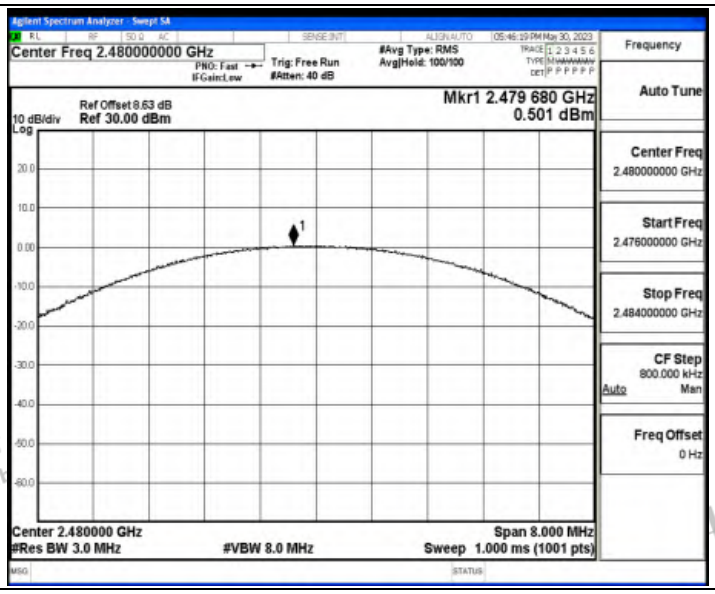
Agilent Spectrum Analyzer - Swept SA
Center Freq 2.480000000 GHz
PNO: Fast
IFGain:Low
Trig: Free Run
#Atten: 40 dB
#Avg Type: RMS
Avg|Hold: 100/100
05:46:19 PM May 30, 2023
Frequency
Auto Tune
Ref Offset 8.63 dB
10 dB/div
Ref 30.00 dBm
Log
Mkr1 2.479 680 GHz
0.501 dBm
Center Freq
2.480000000 GHz
Start Freq
2.476000000 GHz
Stop Freq
2.484000000 GHz
CF Step
800.000 kHz
Auto
Man
Freq Offset
0 Hz
Center 2.480000 GHz
#Res BW 3.0 MHz
#VBW 8.0 MHz
Span 8.000 MHz
Sweep 1.000 ms (1001 pts)

A.3 Carrier frequency separation

Test Result

TestMode	Antenna	Frequency[MHz]	Result[MHz]	Limit[MHz]	Verdict
DH5	Ant1	Hop	1.006	≥0.678	PASS
2DH5	Ant1	Hop	0.978	≥0.878	PASS
3DH5	Ant1	Hop	0.918	≥0.892	PASS

Test Graphs

DH5_Ant1_Hop

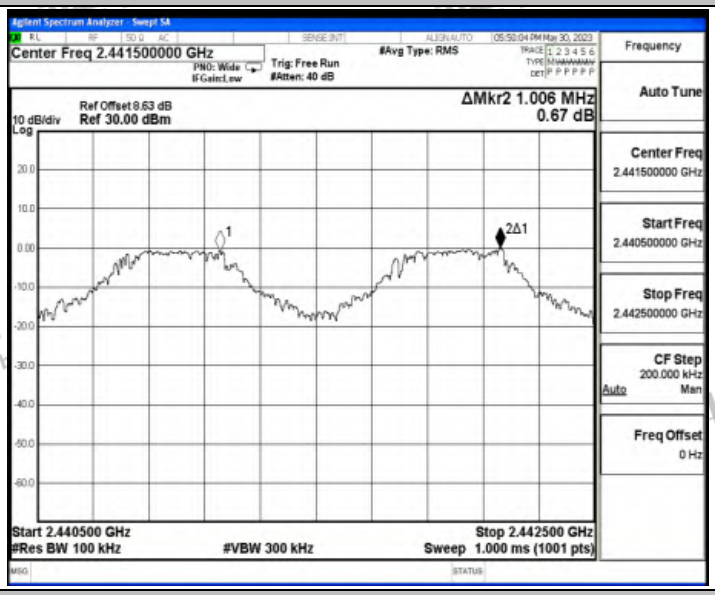

2DH5_Ant1_Hop

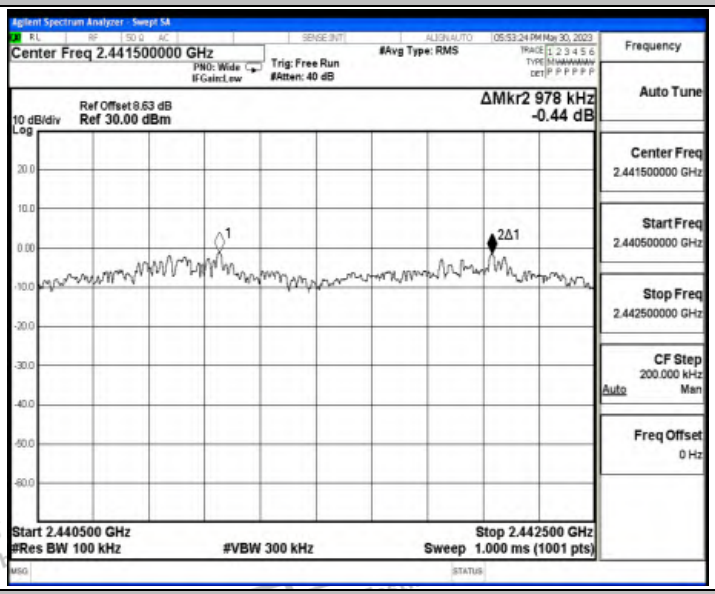

3DH5_Ant1_Hop

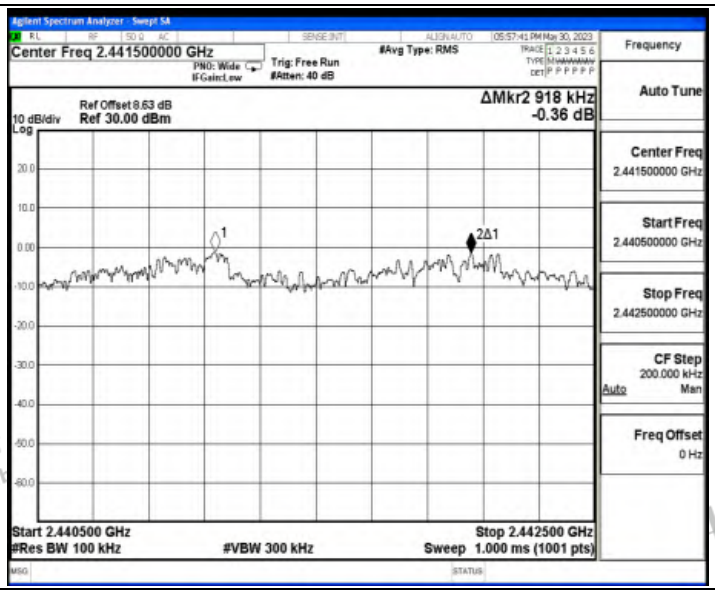
Agilent Spectrum Analyzer - Swept SA
Center Freq 2.441500000 GHz
PNO: Wide
IFGain:Low
Trig: Free Run
#Atten: 40 dB
#Avg Type: RMS
05:57:41 PM May 30, 2023
Frequency
Auto Tune
Ref Offset 8.63 dB
10 dB/div Ref 30.00 dBm
Log
ΔMkr2 918 kHz
-0.36 dB
Center Freq
2.441500000 GHz
Start Freq
2.440500000 GHz
Stop Freq
2.442500000 GHz
CF Step
200.000 kHz
Auto Man
Freq Offset
0 Hz
Start 2.440500 GHz
#Res BW 100 kHz
#VBW 300 kHz
Stop 2.442500 GHz
Sweep 1.000 ms (1001 pts)

A.4 Time of occupancy

Test Result

TestMode	Antenna	Frequency[MHz]	BurstWidth [ms]	TotalHops [Num]	Result[s]	Limit[s]	Verdict
DH5	Ant1	Hop	2.880	106.67	0.307	≤0.4	PASS
2DH5	Ant1	Hop	2.884	106.67	0.308	≤0.4	PASS
3DH5	Ant1	Hop	2.885	106.67	0.308	≤0.4	PASS

Test Graphs

DH5_Ant1_Hop

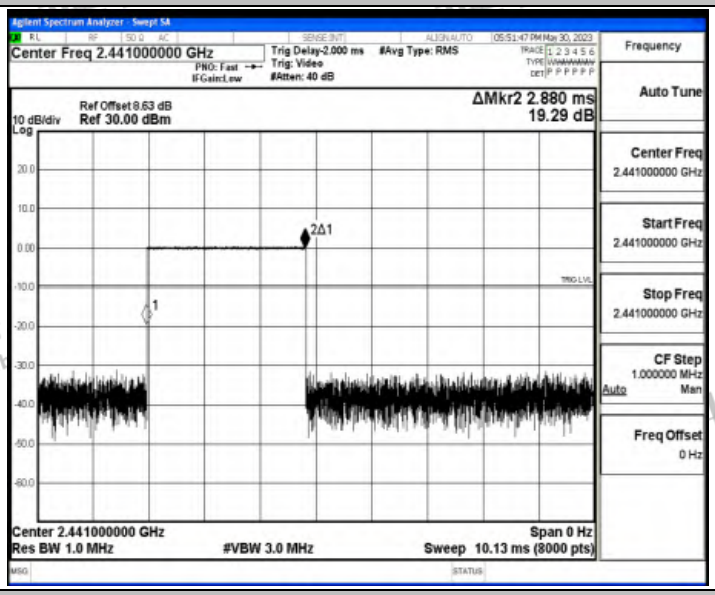

2DH5_Ant1_Hop

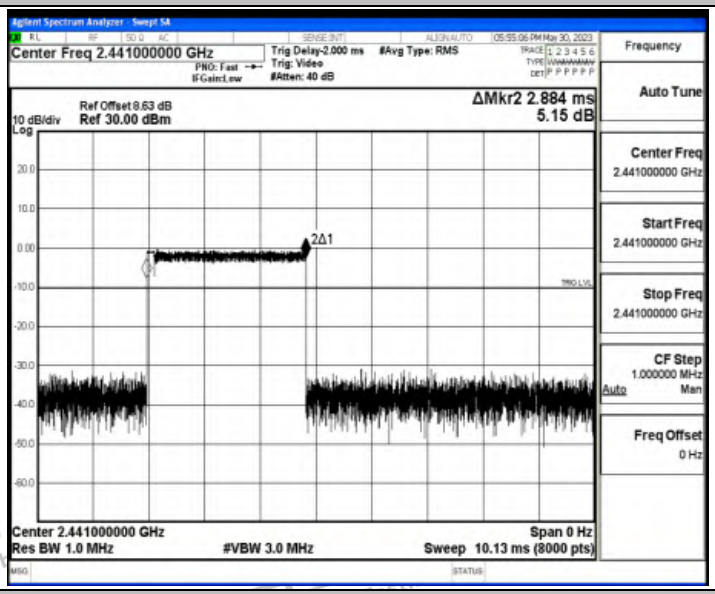

3DH5_Ant1_Hop

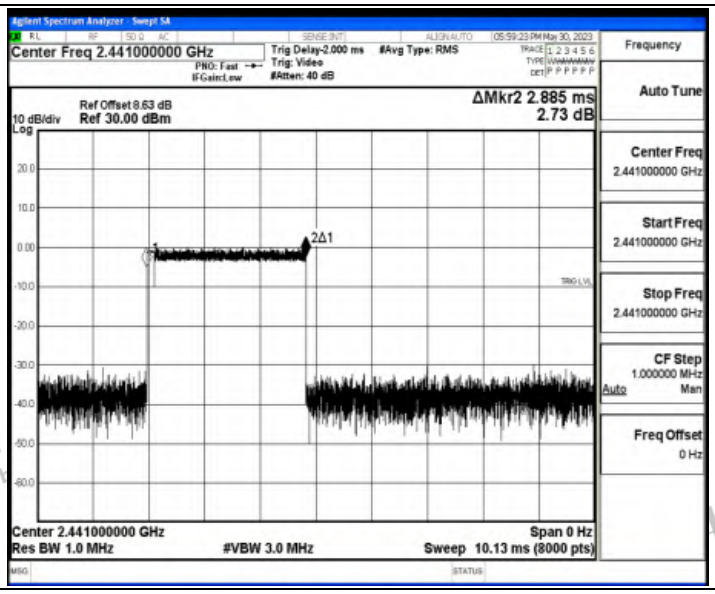
Agilent Spectrum Analyzer - Swept SA
Center Freq 2.441000000 GHz
Trig Delay-2.000 ms
Trig: Video
#Atten: 40 dB
#Avg Type: RMS
Frequency
Auto Tune
Ref Offset 8.63 dB
10 dB/div
Ref 30.00 dBm
ΔMkr2 2.885 ms
2.73 dB
2Δ1
Center Freq
2.441000000 GHz
Start Freq
2.441000000 GHz
Stop Freq
2.441000000 GHz
CF Step
1.000000 MHz
Auto
Man
Freq Offset
0 Hz
Center 2.441000000 GHz
Span 0 Hz
Res BW 1.0 MHz
#VBW 3.0 MHz
Sweep 10.13 ms (8000 pts)

A.5 Number of hopping channels

Test Result

TestMode	Antenna	Frequency[MHz]	Result[Num]	Limit[Num]	Verdict
DH5	Ant1	Hop	79	≥15	PASS
2DH5	Ant1	Hop	79	≥15	PASS
3DH5	Ant1	Hop	79	≥15	PASS

Test Graphs

DH5_Ant1_Hop

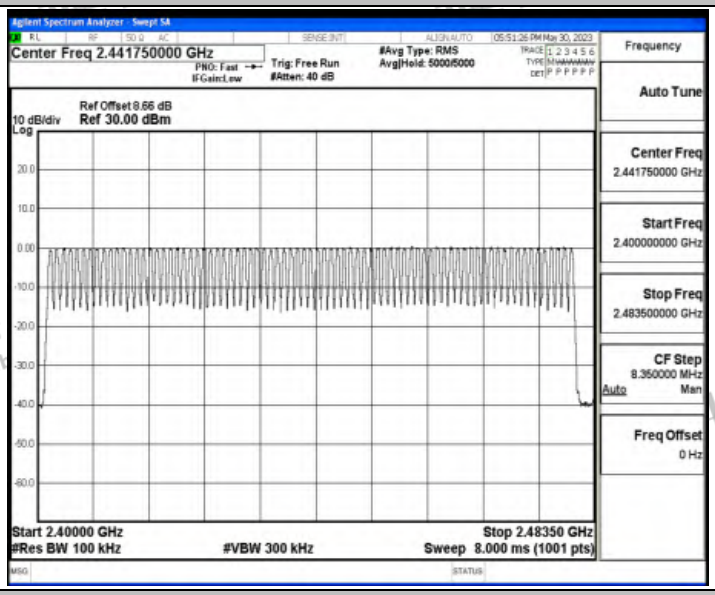

2DH5_Ant1_Hop

3DH5_Ant1_Hop

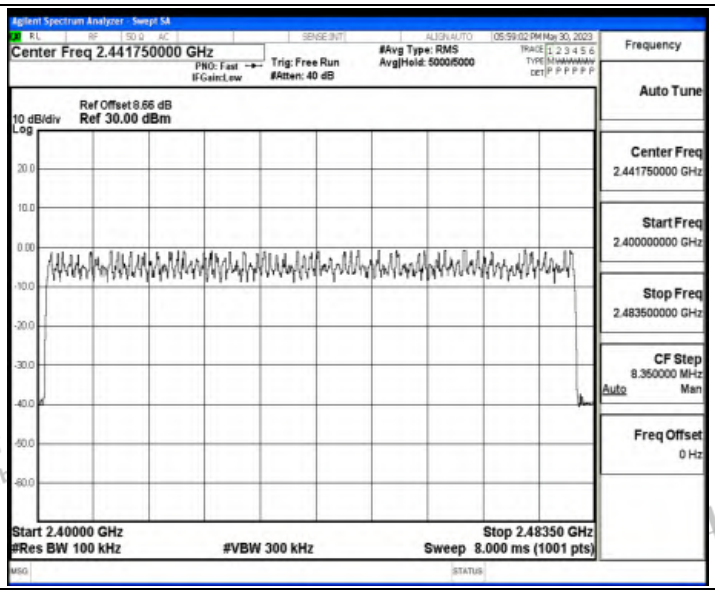
Agilent Spectrum Analyzer - Swept SA
Center Freq 2.441750000 GHz
PNO: Fast
IFGain:Low
Trig: Free Run
#Atten: 40 dB
#Avg Type: RMS
Avg|Hold: 5000/5000
05:59:02 PM May 30, 2023
Frequency
Auto Tune
Ref Offset 8.66 dB
10 dB/div
Ref 30.00 dBm
Log
Center Freq
2.441750000 GHz
Start Freq
2.400000000 GHz
Stop Freq
2.483500000 GHz
CF Step
8.350000 MHz
Auto
Man
Freq Offset
0 Hz
Start 2.40000 GHz
#Res BW 100 kHz
#VBW 300 kHz
Stop 2.48350 GHz
Sweep 8.000 ms (1001 pts)

A.6 Band edge measurements

Test Result

TestMode	Antenna	ChName	Frequency[MHz]	RefLevel [dBm]	Result [dBm]	Limit [dBm]	Verdict
DH5	Ant1	Low	2402	-1.00	-49.23	≤-21	PASS
		High	2480	-0.66	-49.1	≤-20.66	PASS
		Low	Hop_2402	-0.80	-49.05	≤-20.8	PASS
		High	Hop_2480	0.07	-48	≤-19.93	PASS
2DH5	Ant1	Low	2402	-2.79	-49.97	≤-22.79	PASS
		High	2480	-5.82	-49.37	≤-25.82	PASS
		Low	Hop_2402	-1.90	-49.33	≤-21.9	PASS
		High	Hop_2480	-1.79	-47.6	≤-21.79	PASS
3DH5	Ant1	Low	2402	-4.69	-50.05	≤-24.69	PASS
		High	2480	-4.38	-48.44	≤-24.38	PASS
		Low	Hop_2402	-1.81	-48.01	≤-21.81	PASS
		High	Hop_2480	-1.94	-47.71	≤-21.94	PASS

Test Graphs

DH5_Ant1_Low_2402

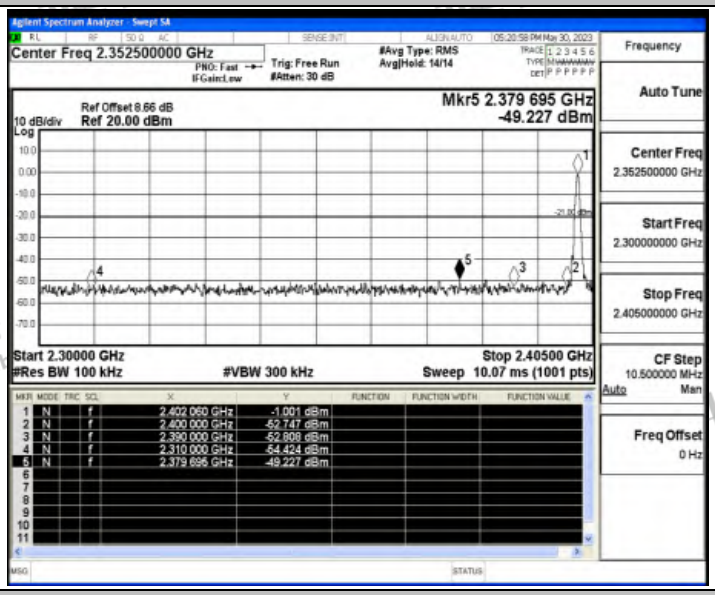

DH5_Ant1_High_2480

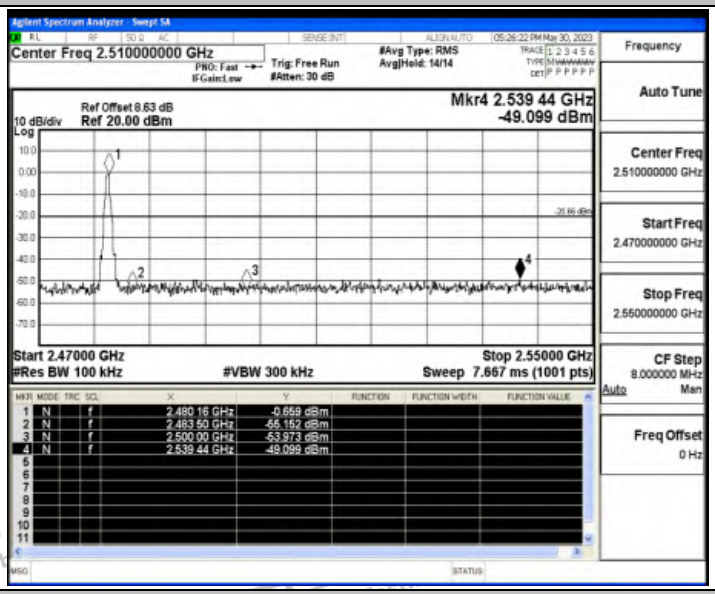

DH5_Ant1_Low_Hop_2402

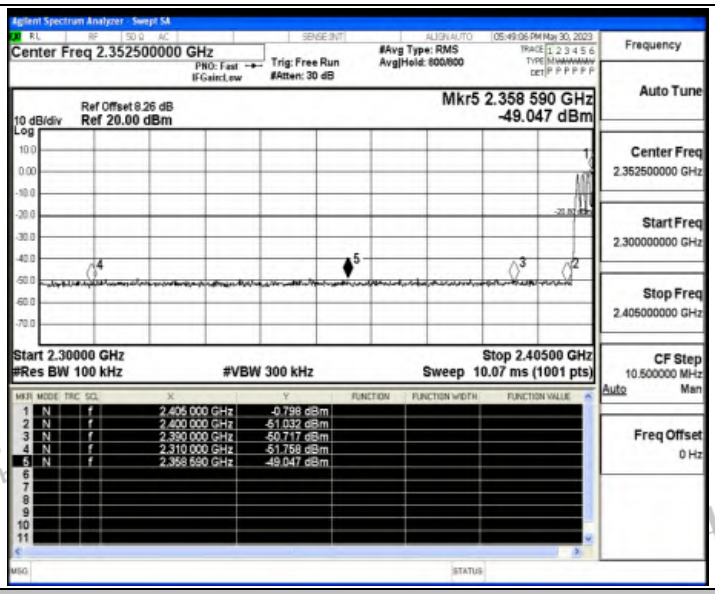

DH5_Ant1_High_Hop_2480

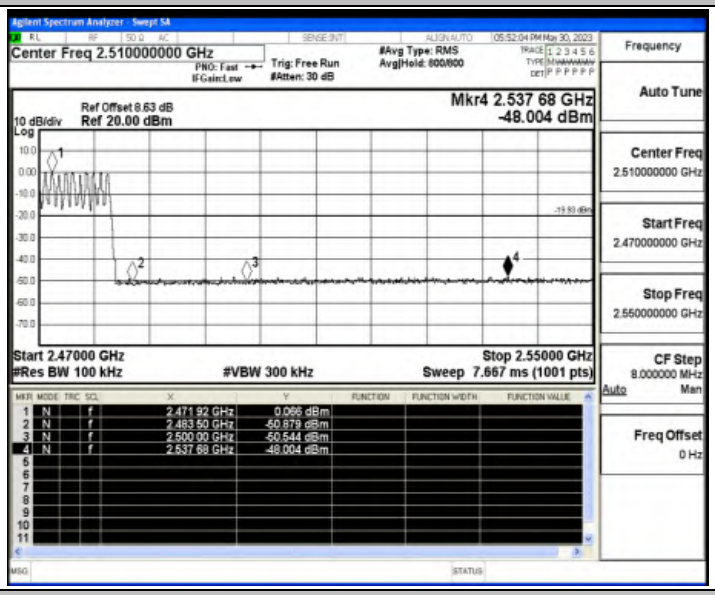

2DH5_Ant1_Low_2402

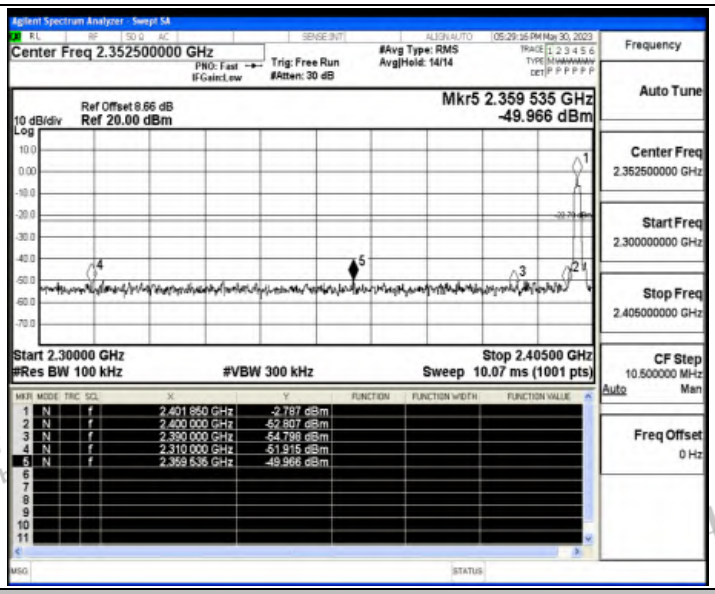

2DH5_Ant1_High_2480

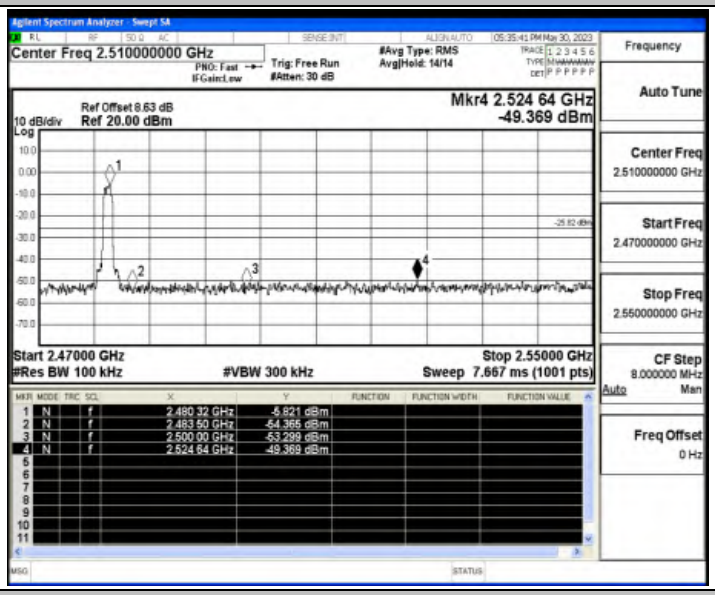

2DH5_Ant1_Low_Hop_2402

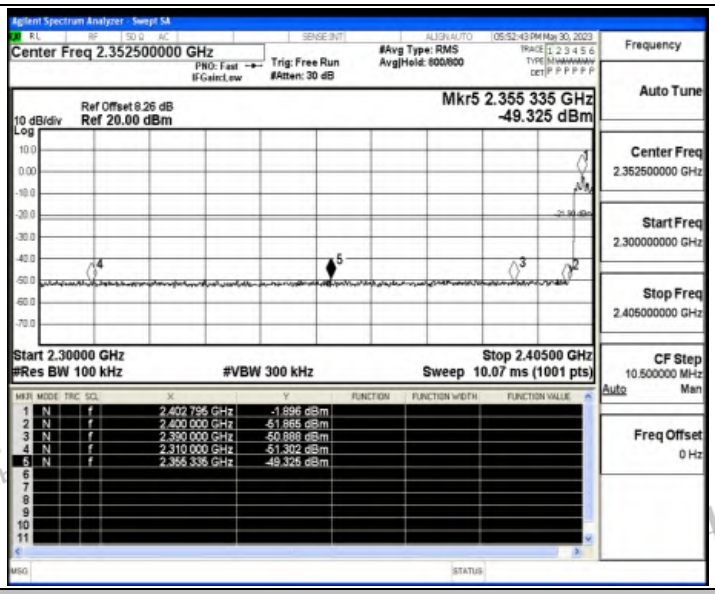

2DH5_Ant1_High_Hop_2480

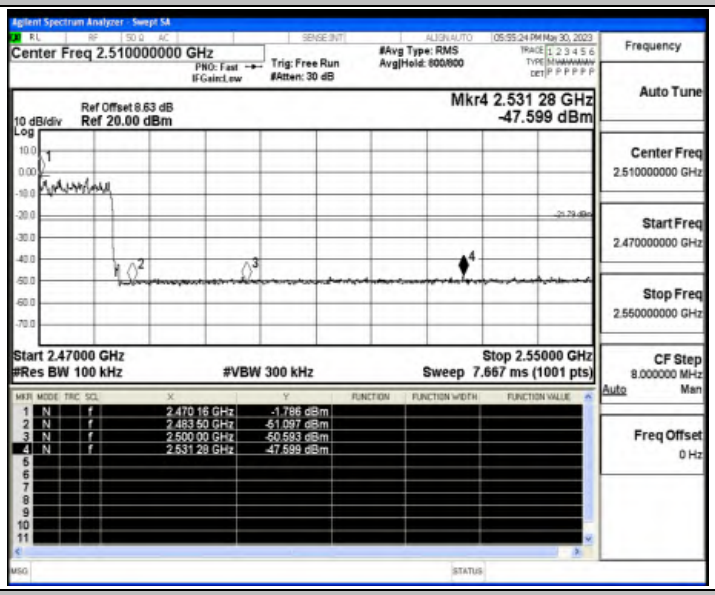

3DH5_Ant1_Low_2402

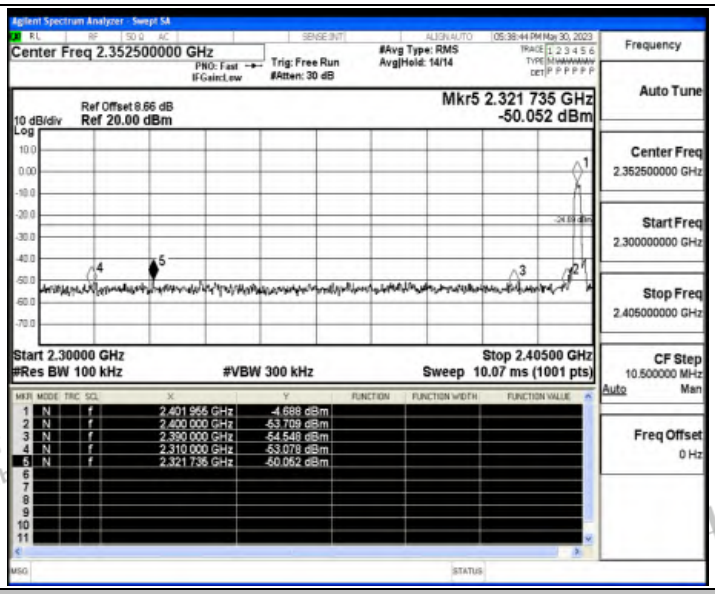

3DH5_Ant1_High_2480

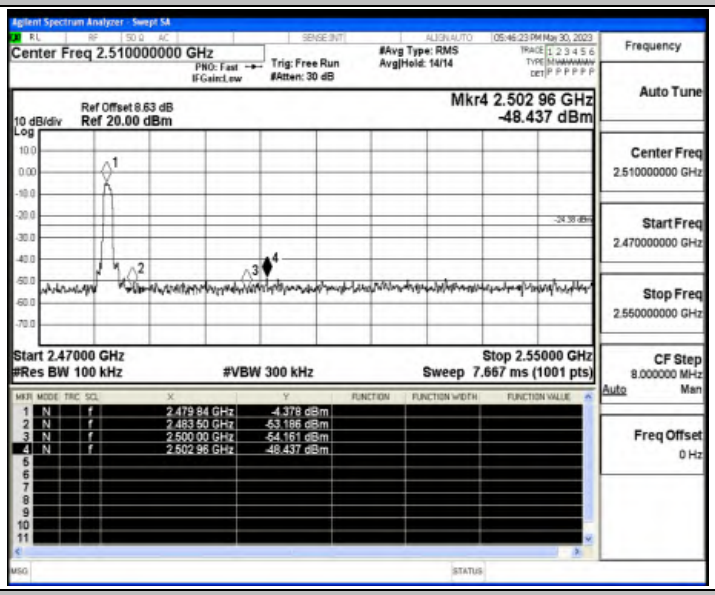

3DH5_Ant1_Low_Hop_2402

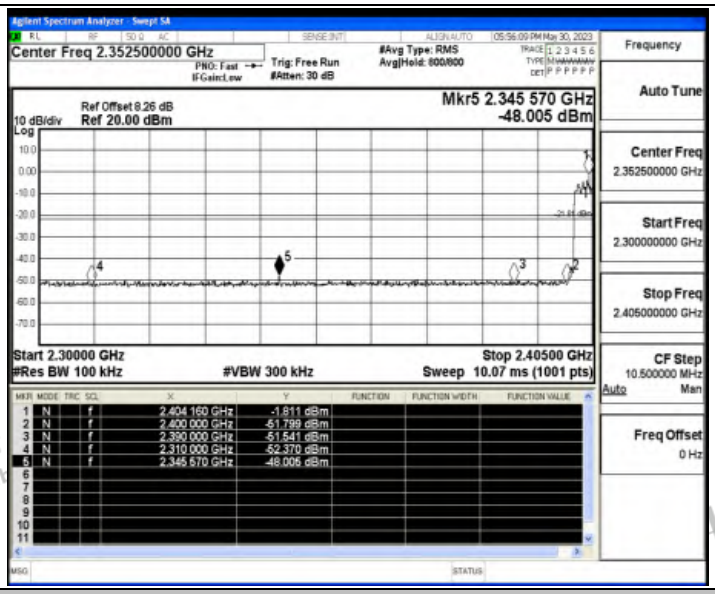

3DH5_Ant1_High_Hop_2480

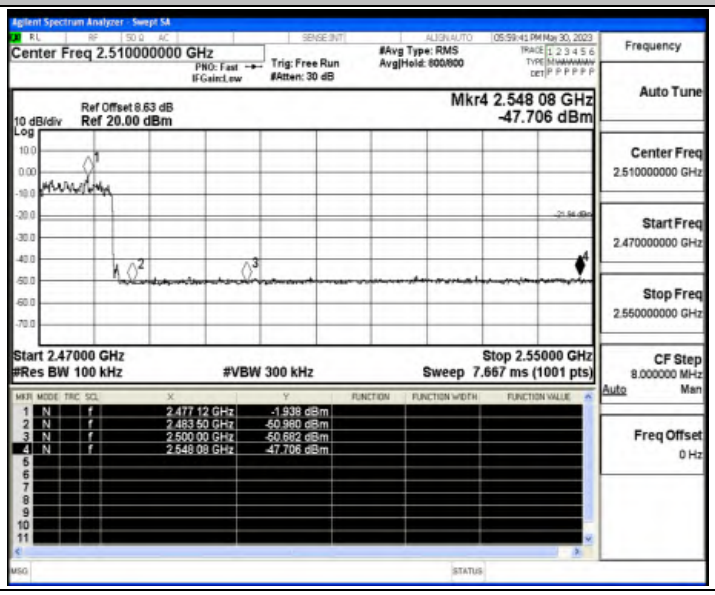

A.7 Conducted Spurious Emission

Test Result

TestMode	Antenna	Frequency[MHz]	FreqRange [MHz]	RefLevel [dBm]	Result [dBm]	Limit [dBm]	Verdict
DH5	Ant1	2402	Reference	-1.10	-1.10	---	PASS
			30~1000	-1.10	-61.19	≤-21.1	PASS
			1000~26500	-1.10	-47.36	≤-21.1	PASS
		2441	Reference	-0.90	-0.90	---	PASS
			30~1000	-0.90	-50.7	≤-20.9	PASS
			1000~26500	-0.90	-46.32	≤-20.9	PASS
		2480	Reference	0.17	0.17	---	PASS
			30~1000	0.17	-54.22	≤-19.83	PASS
			1000~26500	0.17	-46.35	≤-19.83	PASS
2DH5	Ant1	2402	Reference	-1.83	-1.83	---	PASS
			30~1000	-1.83	-51.29	≤-21.83	PASS
			1000~26500	-1.83	-46.57	≤-21.83	PASS
		2441	Reference	-5.18	-5.18	---	PASS
			30~1000	-5.18	-55.54	≤-25.18	PASS
			1000~26500	-5.18	-45.18	≤-25.18	PASS
		2480	Reference	-1.90	-1.90	---	PASS
			30~1000	-1.90	-60.74	≤-21.9	PASS
			1000~26500	-1.90	-46.96	≤-21.9	PASS
3DH5	Ant1	2402	Reference	-1.83	-1.83	---	PASS
			30~1000	-1.83	-60.77	≤-21.83	PASS
			1000~26500	-1.83	-45.84	≤-21.83	PASS
		2441	Reference	-4.79	-4.79	---	PASS
			30~1000	-4.79	-60.62	≤-24.79	PASS
			1000~26500	-4.79	-46.08	≤-24.79	PASS
		2480	Reference	-4.40	-4.40	---	PASS
			30~1000	-4.40	-60.07	≤-24.4	PASS
			1000~26500	-4.40	-46.26	≤-24.4	PASS

Test Graphs

DH5_Ant1_2402_0~Reference

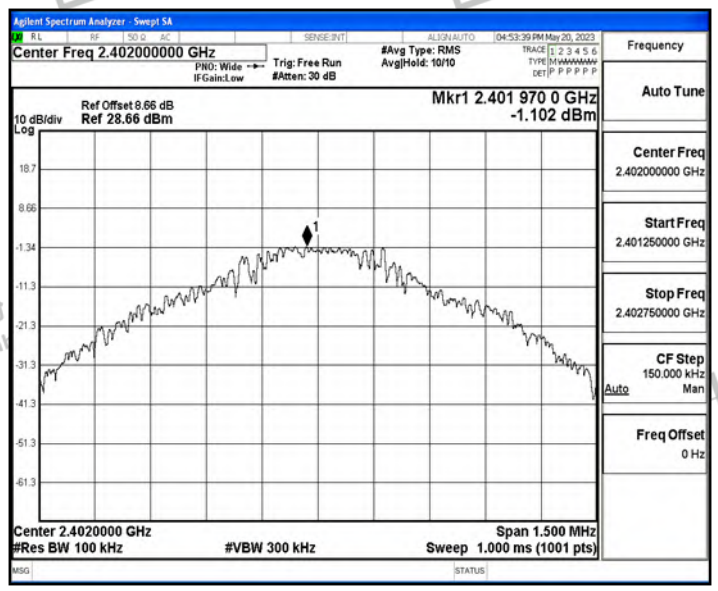

DH5_Ant1_2402_30~1000

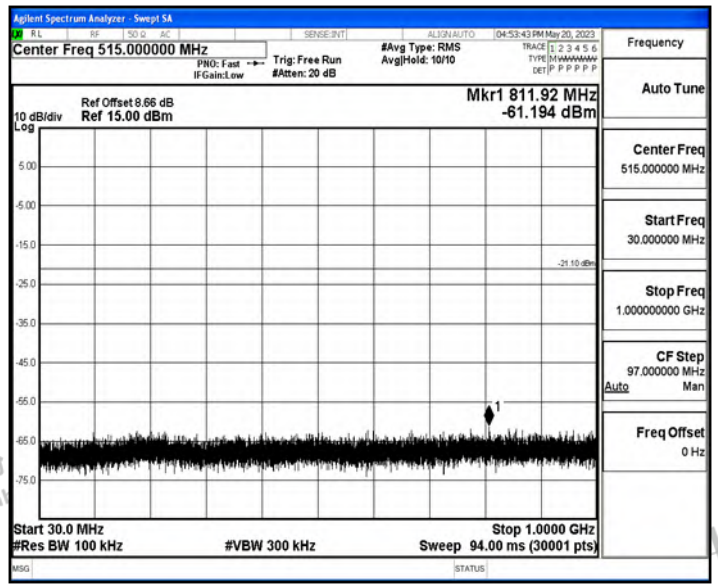

DH5_Ant1_2402_1000~26500

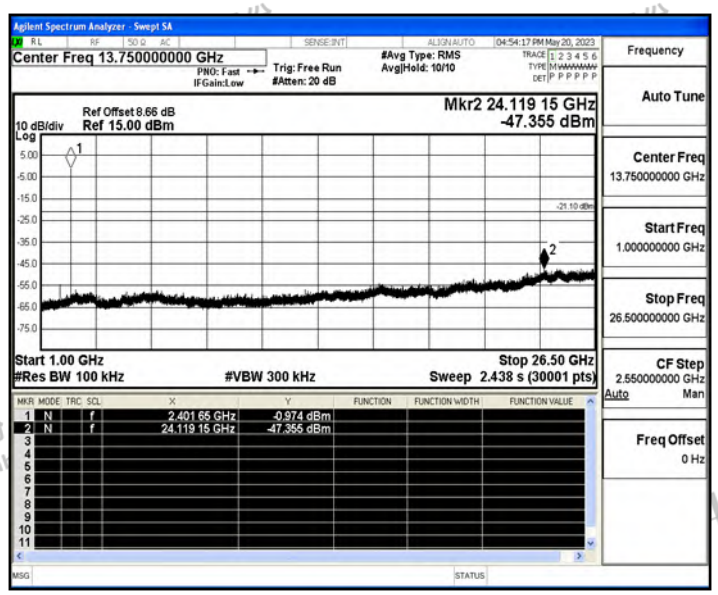

DH5_Ant1_2441_0~Reference

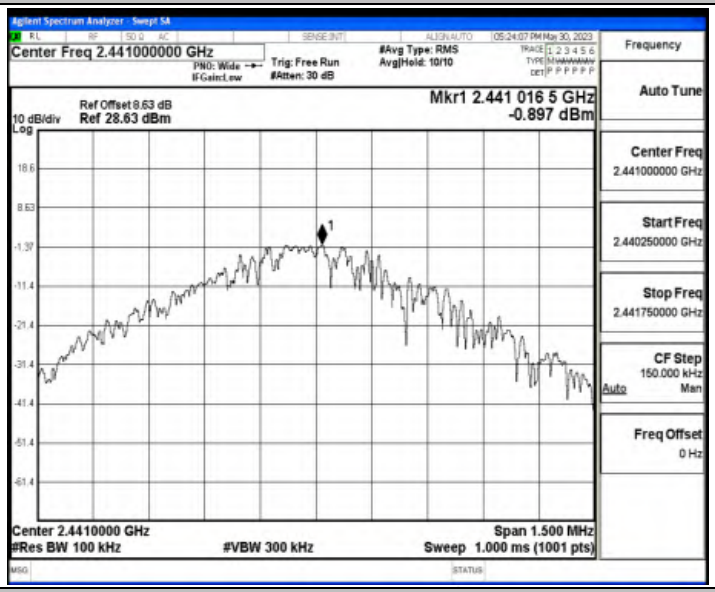

DH5_Ant1_2441_30~1000

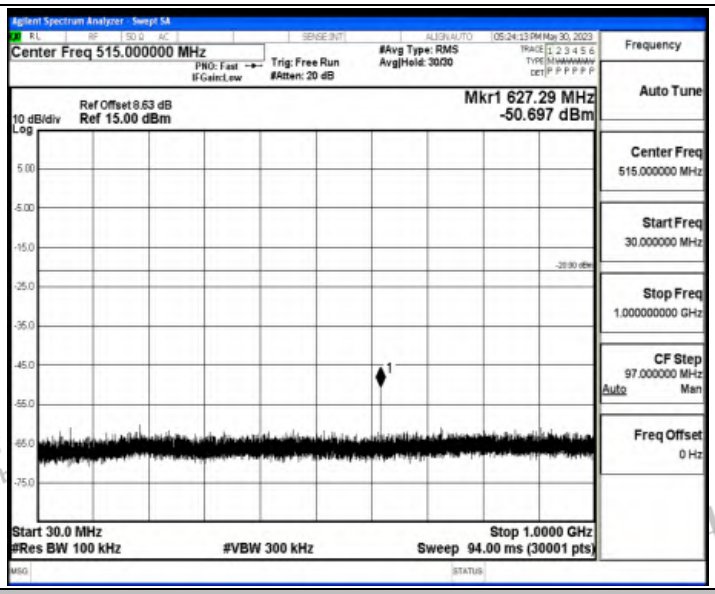

DH5_Ant1_2441_1000~26500

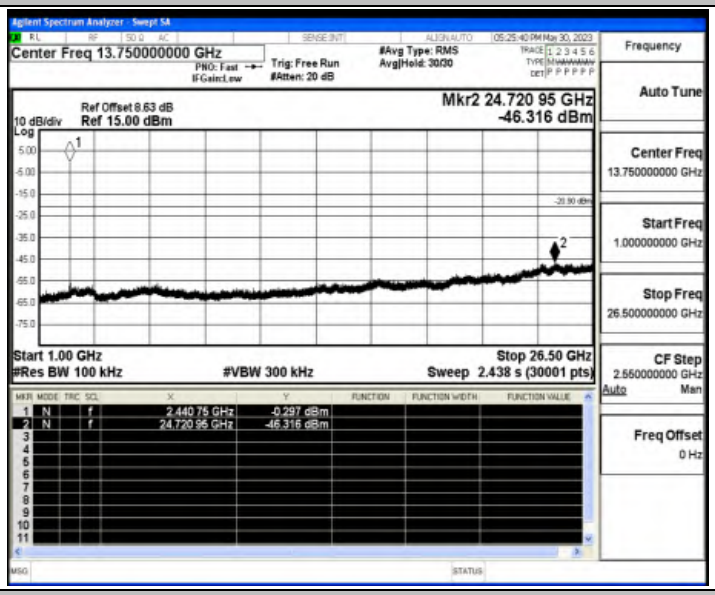

DH5_Ant1_2480_0~Reference

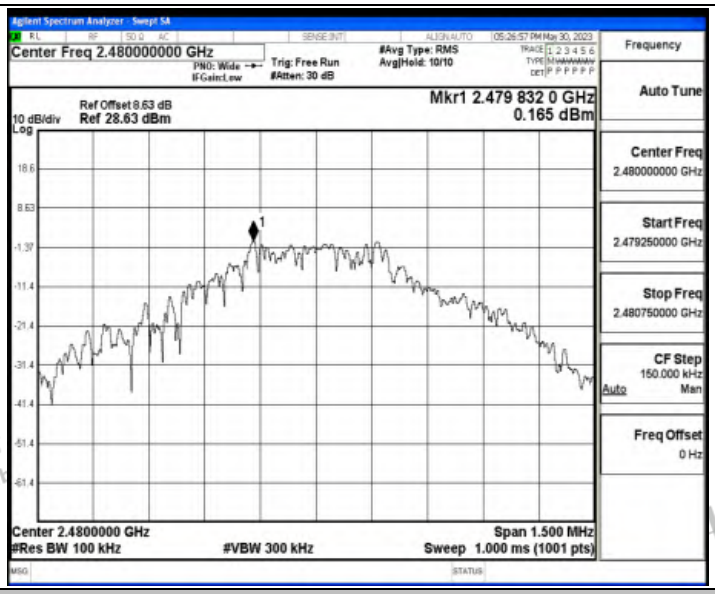

DH5_Ant1_2480_30~1000

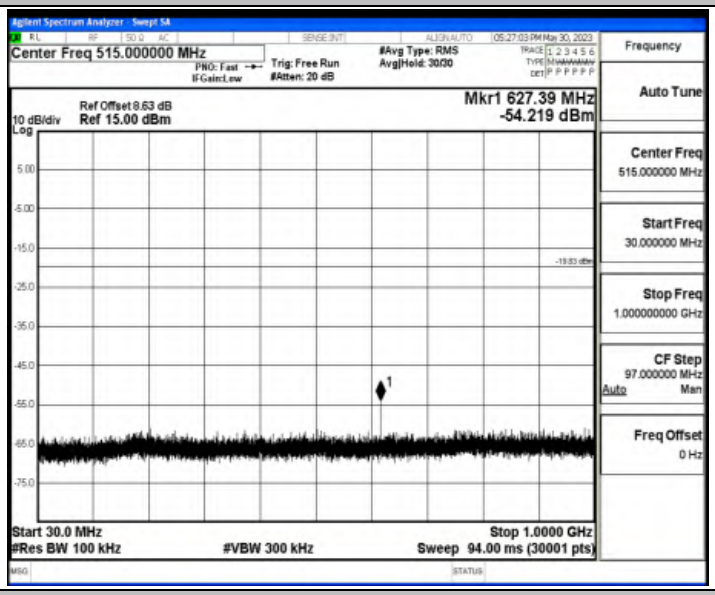

DH5_Ant1_2480_1000~26500

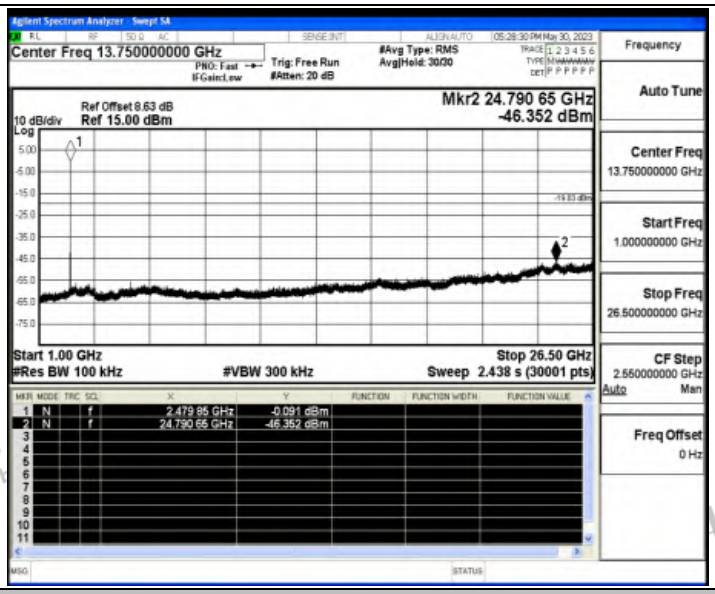

2DH5_Ant1_2402_0~Reference

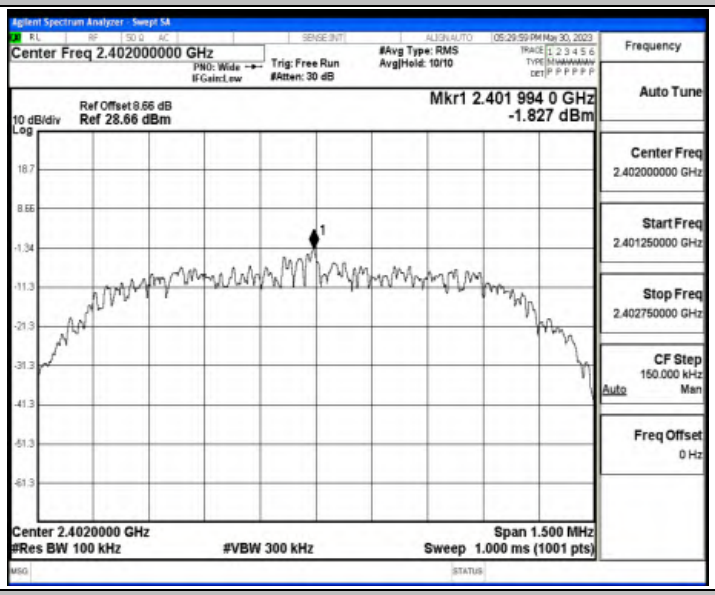

2DH5_Ant1_2402_30~1000

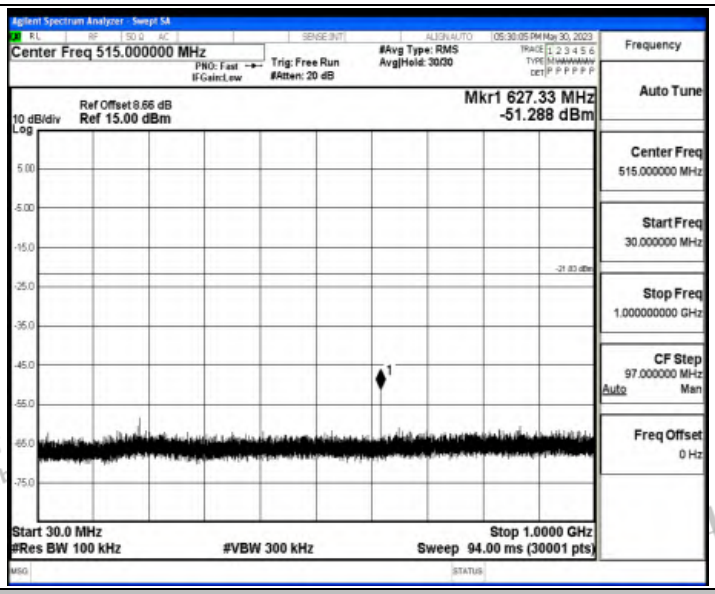

2DH5_Ant1_2402_1000~26500

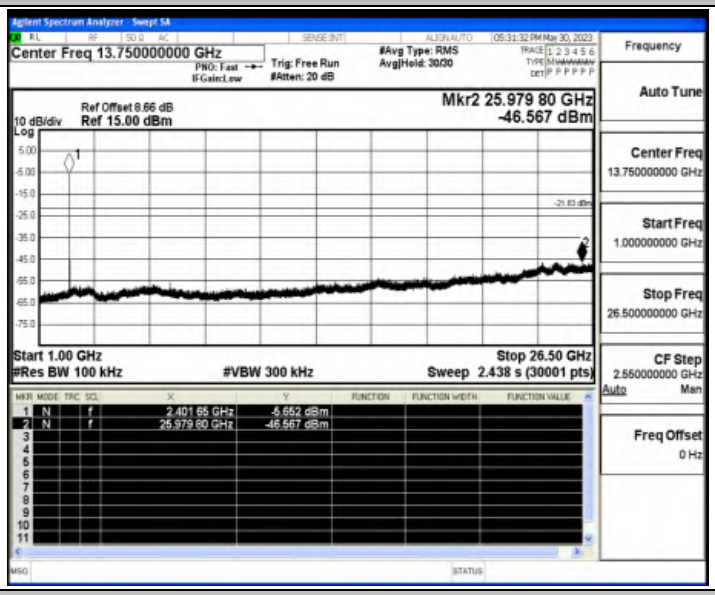

2DH5_Ant1_2441_0~Reference

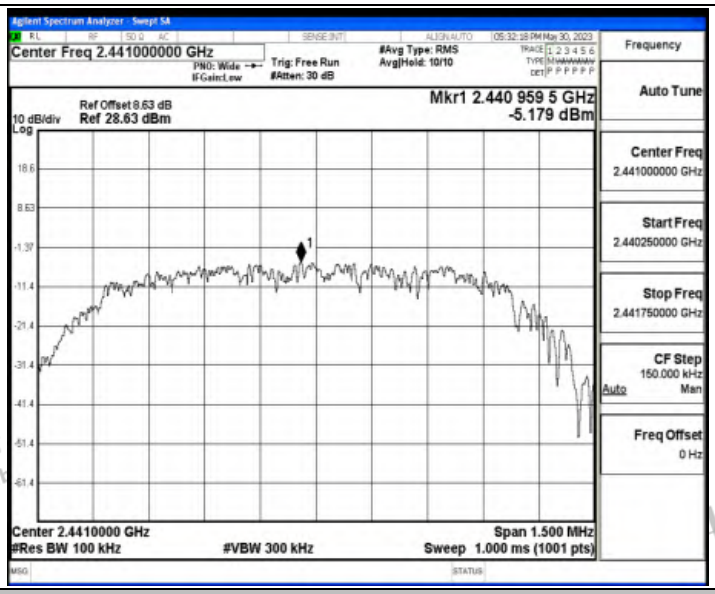

2DH5_Ant1_2441_30~1000

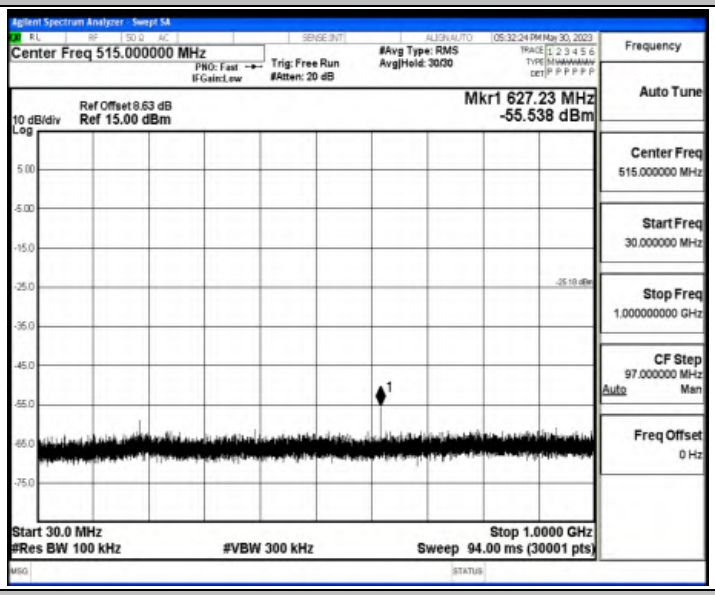

2DH5_Ant1_2441_1000~26500

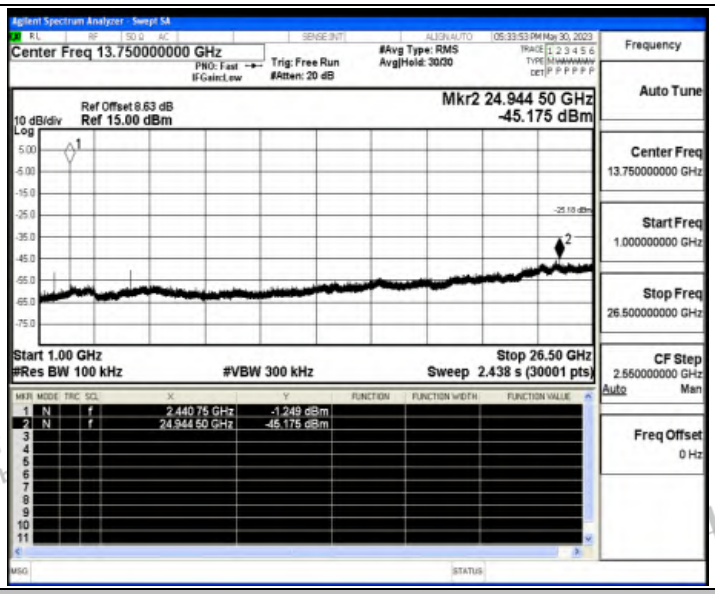

2DH5_Ant1_2480_0~Reference

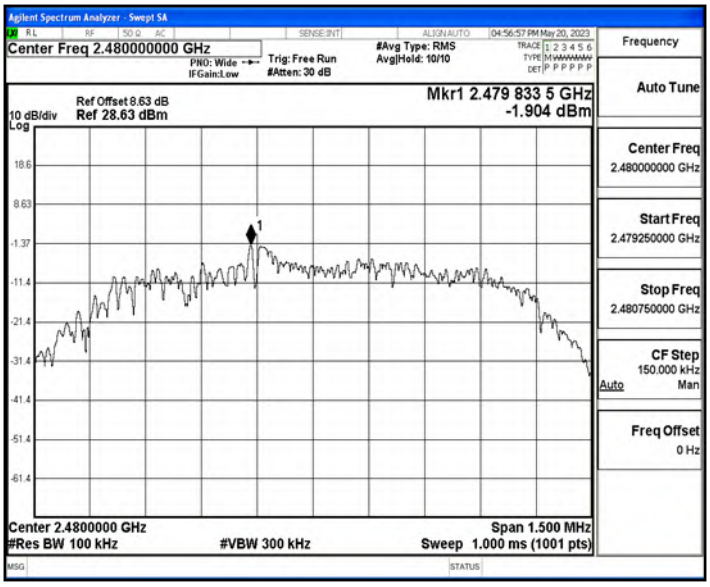

2DH5_Ant1_2480_30~1000

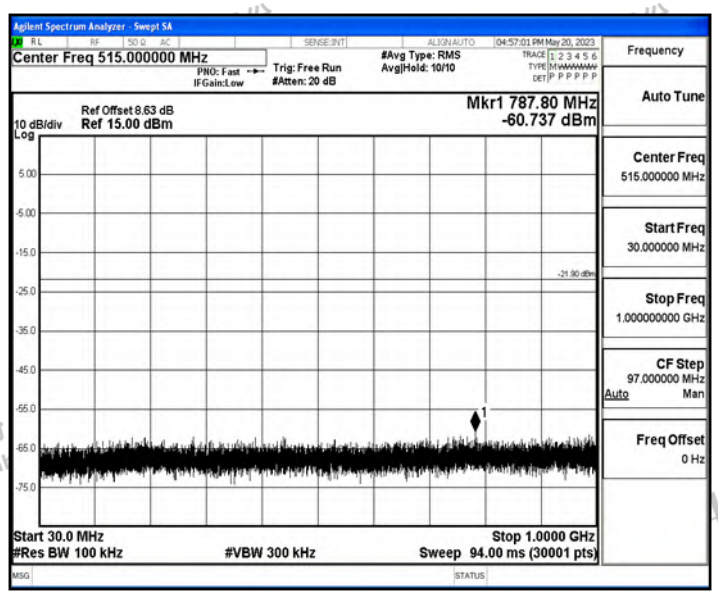

2DH5_Ant1_2480_1000~26500

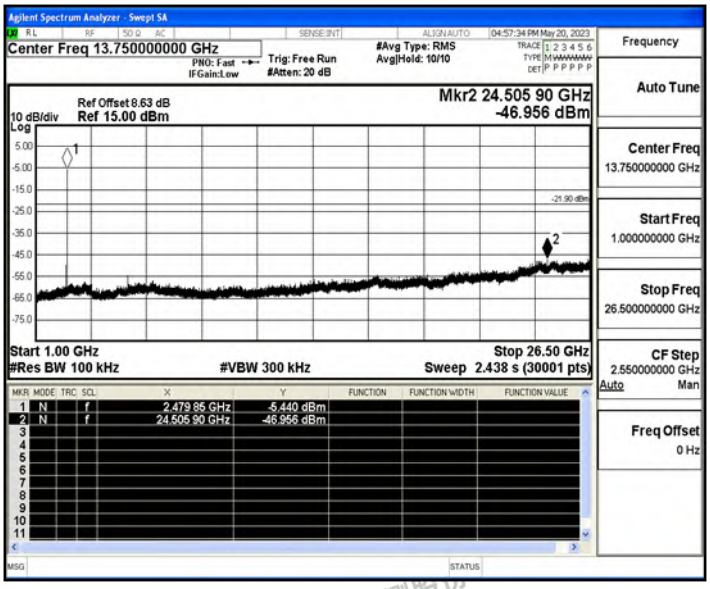

3DH5_Ant1_2402_0~Reference

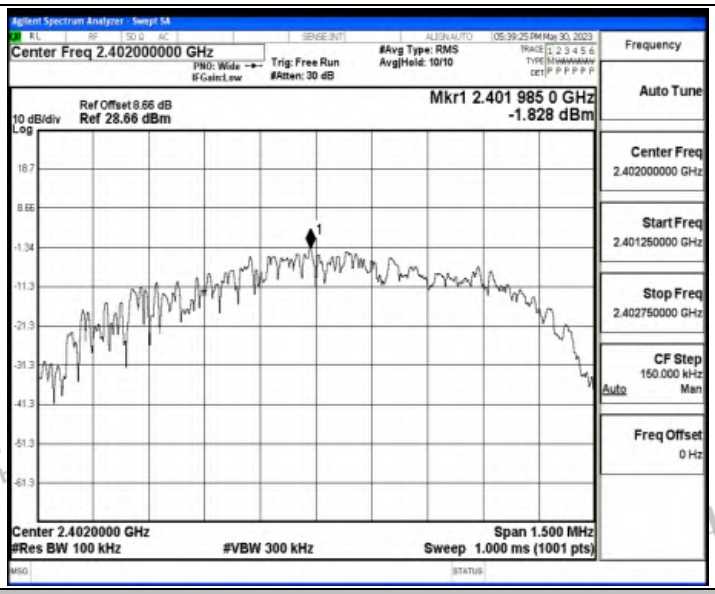

3DH5_Ant1_2402_30~1000

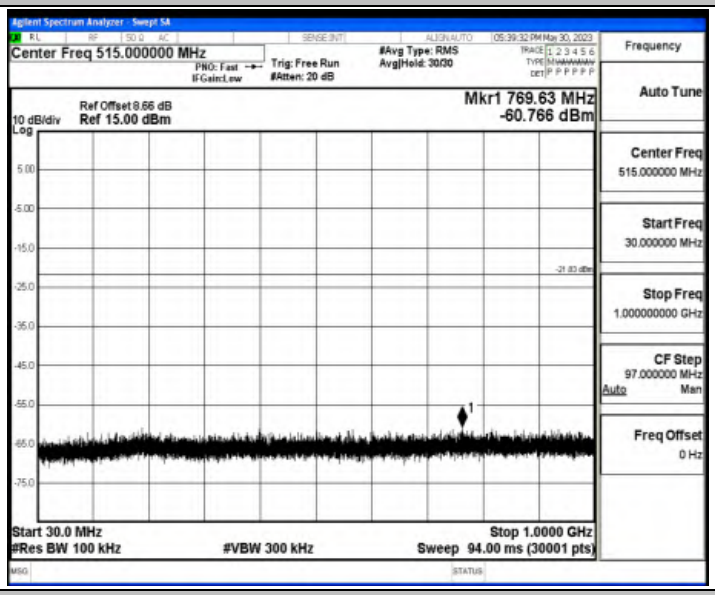

3DH5_Ant1_2402_1000~26500

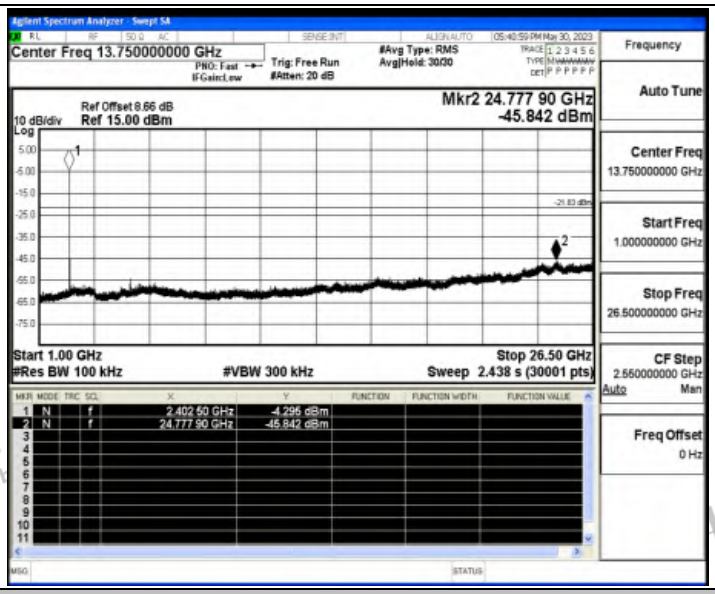

3DH5_Ant1_2441_0~Reference

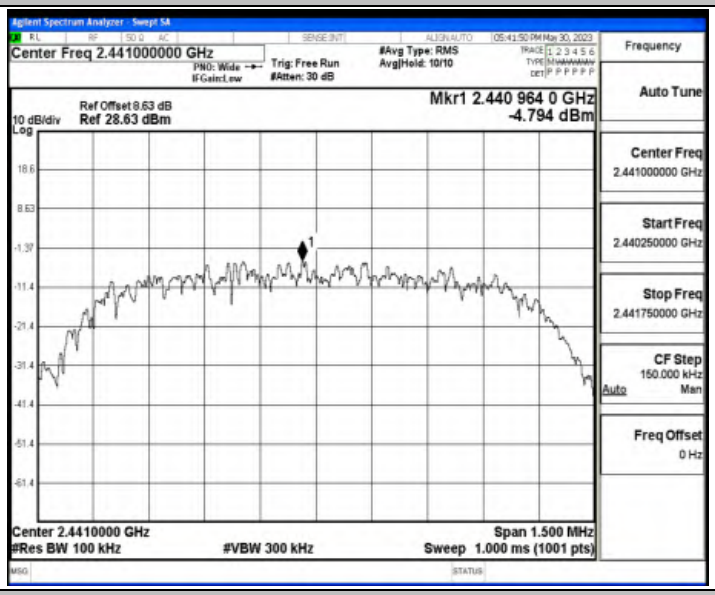

3DH5_Ant1_2441_30~1000

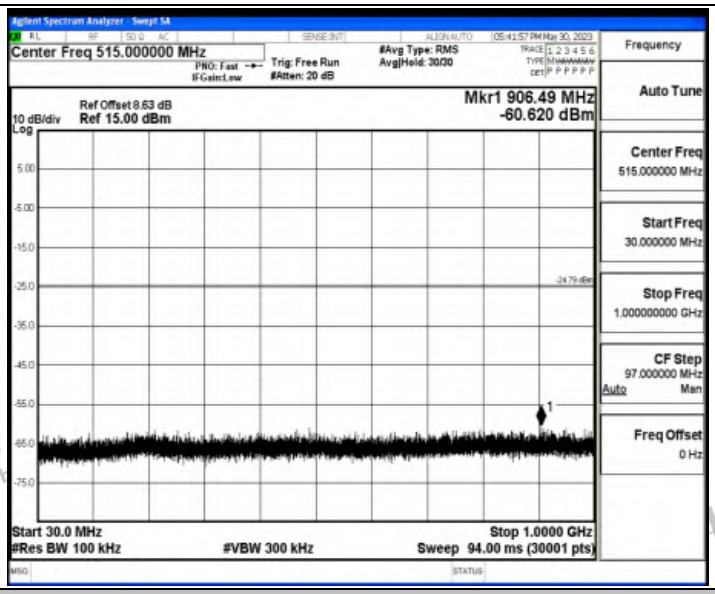

3DH5_Ant1_2441_1000~26500

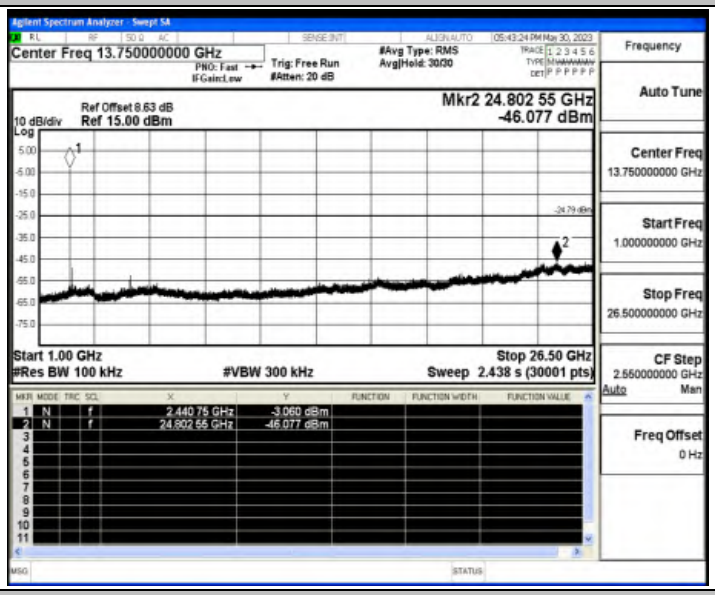

3DH5_Ant1_2480_0~Reference

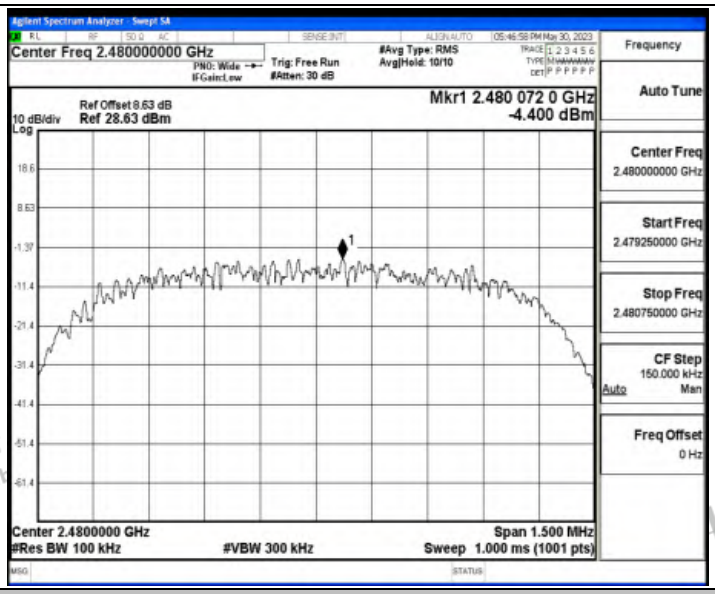

3DH5_Ant1_2480_30~1000

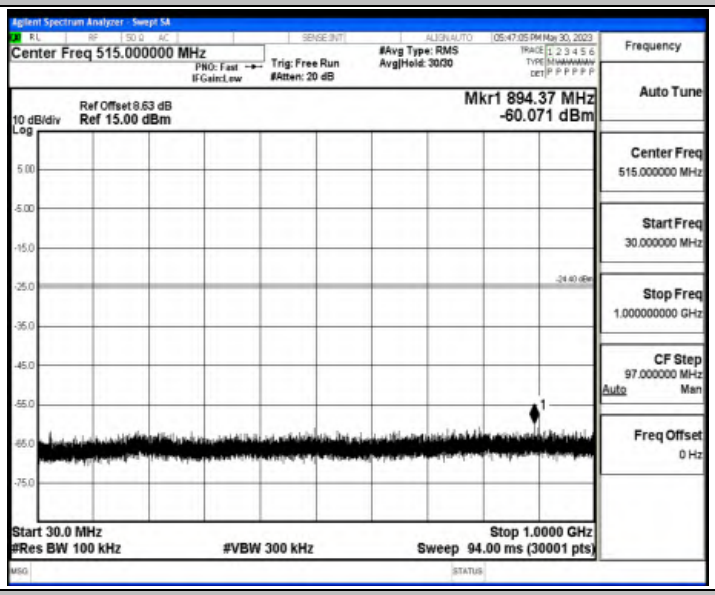

3DH5_Ant1_2480_1000~26500

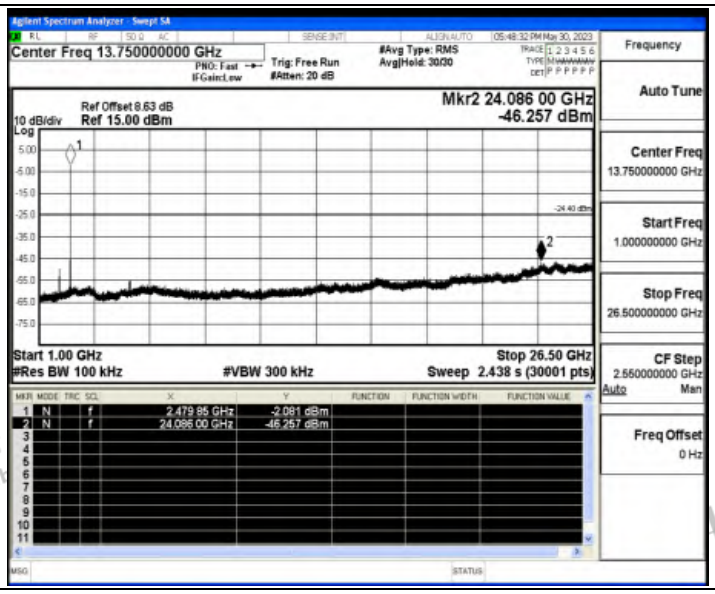
Agilent Spectrum Analyzer - Swept SA
Center Freq 13.750000000 GHz
Trig: Free Run
#Atten: 20 dB
#Avg Type: RMS
Avg|Hold: 30/30
Frequency
Auto Tune
Ref Offset 8.63 dB
10 dB/div Ref 15.00 dBm
Mkr2 24.086 00 GHz
-46.257 dBm
Center Freq
13.750000000 GHz
Start Freq
1.000000000 GHz
Stop Freq
26.500000000 GHz
Start 1.00 GHz
#Res BW 100 kHz
#VBW 300 kHz
Stop 26.50 GHz
Sweep 2.438 s (30001 pts)
CF Step
2.550000000 GHz
Auto Man
Freq Offset
0 Hz
1 N 1 2.479 95 GHz -2.081 dBm
2 N 1 24.086 00 GHz -46.257 dBm

A.8 Emissions in Restricted Bands

Test Result

TestMode	Antenna	ChName	Frequency[MHz]	Detector	Freq [MHz]	Result [dBm]	Gain (dBi)	E (dBuV/m)	Limit [dBuV/m]	Verdict
DH5	Ant1	Low	2402	AV	2310.000	-48.18	2	49.08	≤54	PASS
				AV	2384.420	-47.7	2	49.56	≤54	PASS
				AV	2390.000	-47.95	2	49.31	≤54	PASS
				Peak	2310.000	-43.36	2	53.9	≤74	PASS
				Peak	2342.000	-37.93	2	59.33	≤74	PASS
				Peak	2390.000	-41.09	2	56.17	≤74	PASS
		High	2480	AV	2483.500	-47.36	2	49.9	≤54	PASS
				AV	2499.840	-47.18	2	50.08	≤54	PASS
				AV	2500.000	-47.26	2	50	≤54	PASS
				Peak	2483.500	-43.33	2	53.93	≤74	PASS
				Peak	2497.200	-38.24	2	59.02	≤74	PASS
				Peak	2500.000	-43.65	2	53.61	≤74	PASS
		Low	Hop_2402	Peak	2310.000	-41.13	2	56.13	≤74	PASS
				Peak	2387.360	-37.39	2	59.87	≤74	PASS
				Peak	2390.000	-40.61	2	56.65	≤74	PASS
		High	Hop_2480	Peak	2483.500	-39.81	2	57.45	≤74	PASS
				Peak	2486.160	-37.02	2	60.24	≤74	PASS
				Peak	2500.000	-38.1	2	59.16	≤74	PASS
2DH5	Ant1	Low	2402	AV	2310.000	-48.25	2	49.01	≤54	PASS
				AV	2388.410	-47.72	2	49.54	≤54	PASS
				AV	2390.000	-47.84	2	49.42	≤54	PASS
				Peak	2310.000	-42.4	2	54.86	≤74	PASS
				Peak	2357.855	-38.75	2	58.51	≤74	PASS
				Peak	2390.000	-42.08	2	55.18	≤74	PASS
		High	2480	AV	2483.500	-47.27	2	49.99	≤54	PASS
				AV	2497.360	-47.21	2	50.05	≤54	PASS
				AV	2500.000	-47.27	2	49.99	≤54	PASS
				Peak	2483.500	-43.23	2	54.03	≤74	PASS
				Peak	2488.960	-38.7	2	58.56	≤74	PASS
				Peak	2500.000	-41.25	2	56.01	≤74	PASS
		Low	Hop_2402	Peak	2310.000	-41.44	2	55.82	≤74	PASS
				Peak	2373.185	-37.29	2	59.97	≤74	PASS
				Peak	2390.000	-40.18	2	57.08	≤74	PASS
		High	Hop_2480	Peak	2483.500	-38.52	2	58.74	≤74	PASS
				Peak	2496.320	-36.12	2	61.14	≤74	PASS
				Peak	2500.000	-39.03	2	58.23	≤74	PASS

3DH5	Ant1	Low	2402	AV	2310.000	-48.21	2	49.05	≤54	PASS
				AV	2389.460	-47.62	2	49.64	≤54	PASS
				AV	2390.000	-47.85	2	49.41	≤54	PASS
				Peak	2310.000	-42.53	2	54.73	≤74	PASS
				Peak	2363.840	-39.16	2	58.1	≤74	PASS
				Peak	2390.000	-41.95	2	55.31	≤74	PASS
		High	2480	AV	2483.500	-47.29	2	49.97	≤54	PASS
				AV	2499.040	-47.11	2	50.15	≤54	PASS
				AV	2500.000	-47.33	2	49.93	≤54	PASS
				Peak	2483.500	-40.07	2	57.19	≤74	PASS
				Peak	2494.720	-38.03	2	59.23	≤74	PASS
				Peak	2500.000	-42.97	2	54.29	≤74	PASS
		Low	Hop_2402	Peak	2310.000	-40.36	2	56.9	≤74	PASS
				Peak	2364.995	-37.06	2	60.2	≤74	PASS
				Peak	2390.000	-39.22	2	58.04	≤74	PASS
		High	Hop_2480	Peak	2483.500	-39.13	2	58.13	≤74	PASS
				Peak	2486.400	-37.25	2	60.01	≤74	PASS
				Peak	2500.000	-38.49	2	58.77	≤74	PASS

Note:

1. The Antenna Gain is compensated in the graph.
2. The limit in dBm for average detector is conversion from 54dBuV/m, according to 15.209(a). The limit in dBm for peak detector is 20dB above the limit of average detector in dBm.

Test Graphs

DH5_Ant1_Low_2402_AV

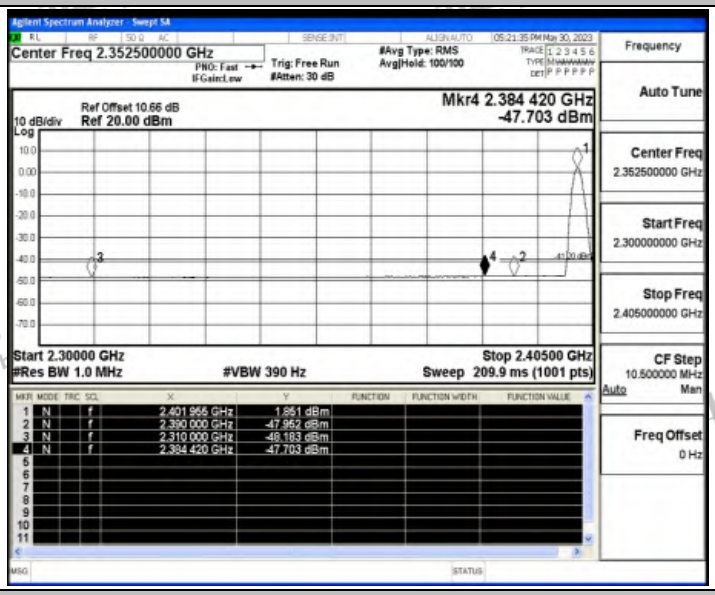

DH5_Ant1_Low_2402_Peak

DH5_Ant1_High_2480_AV

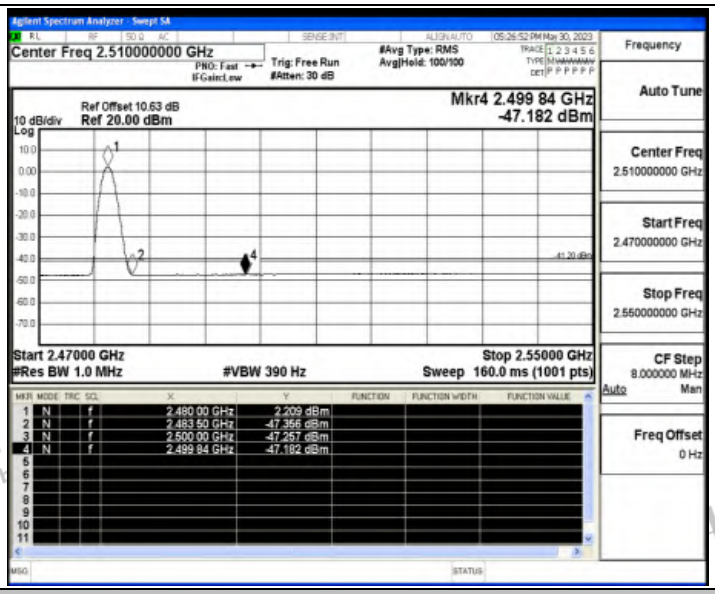

DH5_Ant1_High_2480_Peak

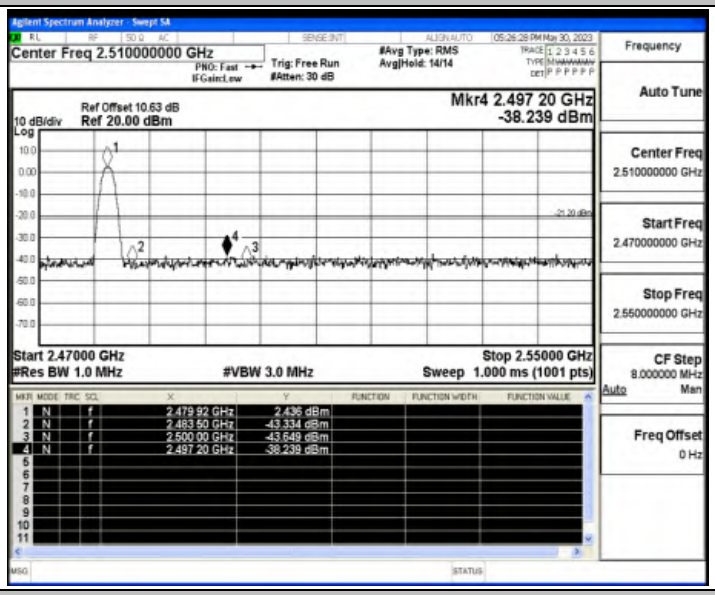

DH5_Ant1_Low_Hop_2402_Peak

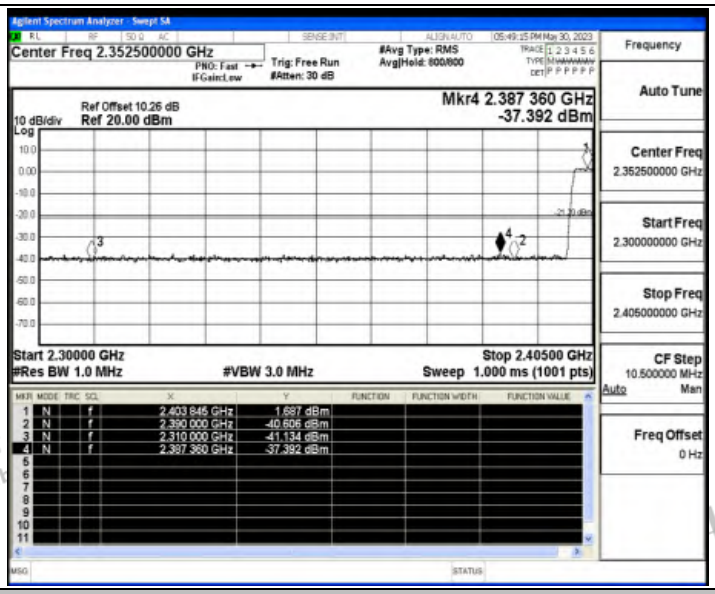

DH5_Ant1_High_Hop_2480_Peak

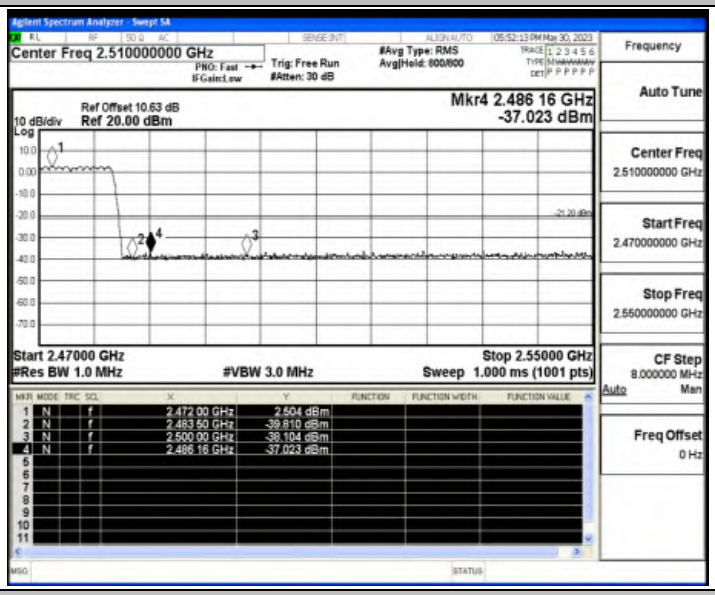

2DH5_Ant1_Low_2402_AV

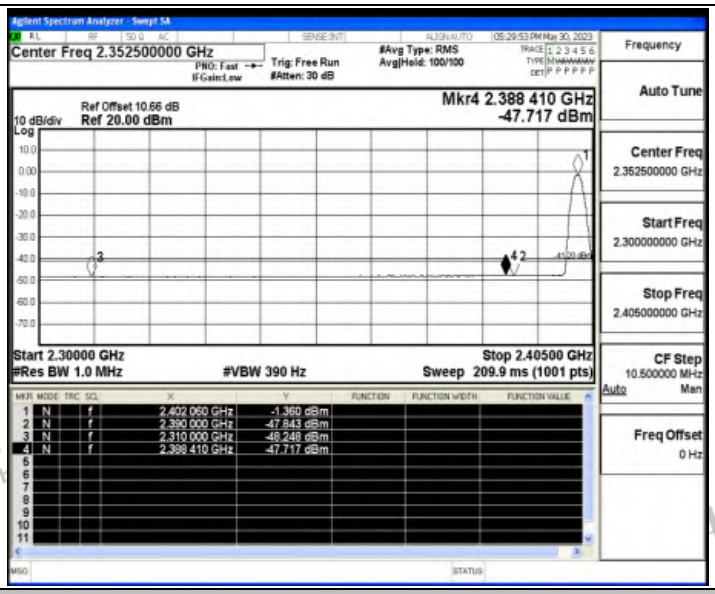

2DH5_Ant1_Low_2402_Peak

2DH5_Ant1_High_2480_AV

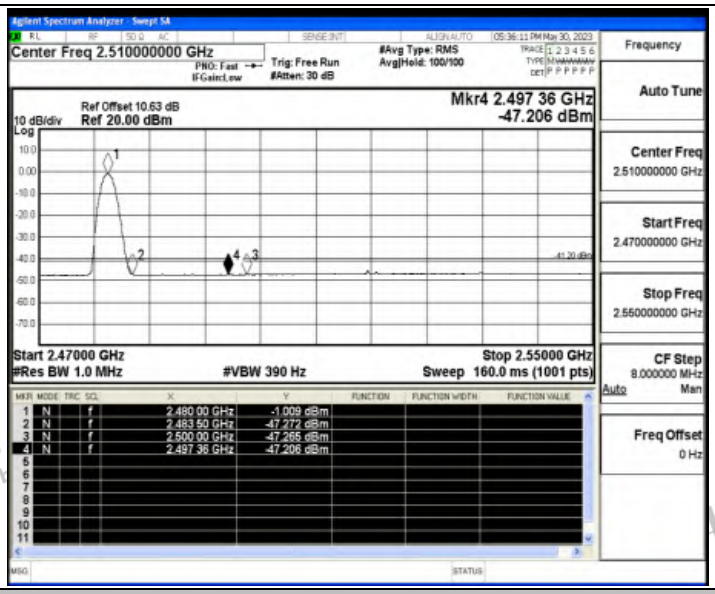

2DH5_Ant1_High_2480_Peak

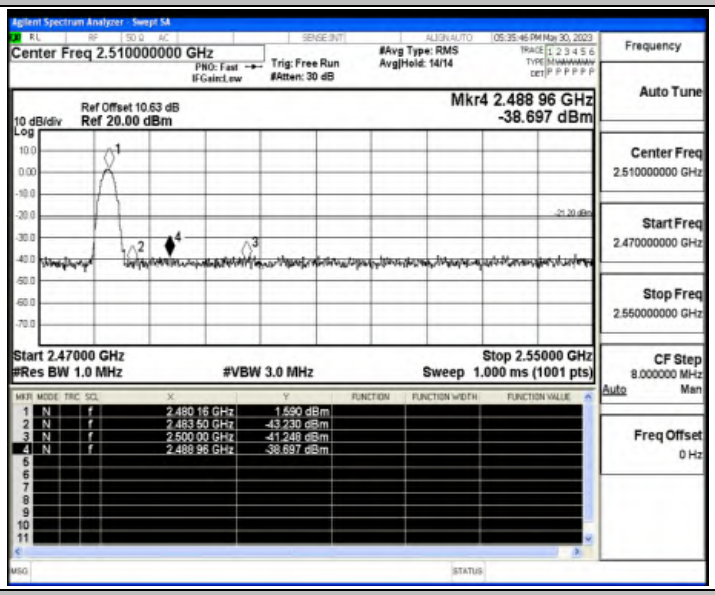

2DH5_Ant1_Low_Hop_2402_Peak

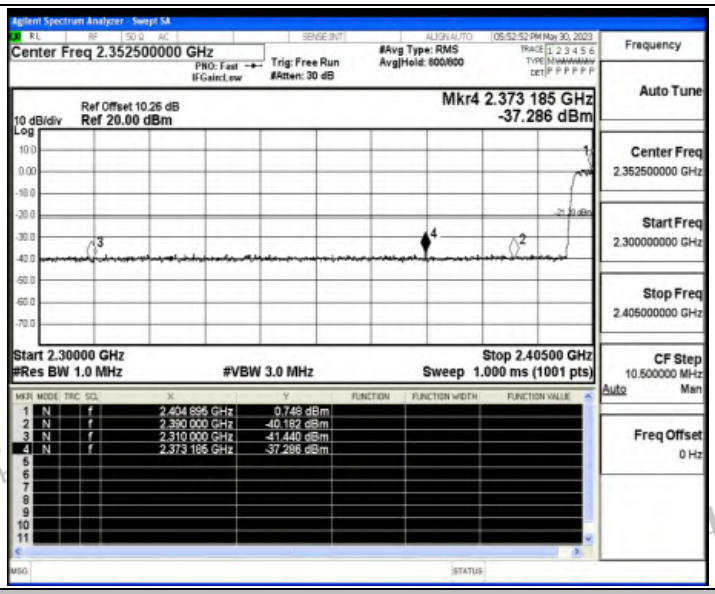

2DH5_Ant1_High_Hop_2480_Peak

3DH5_Ant1_Low_2402_AV

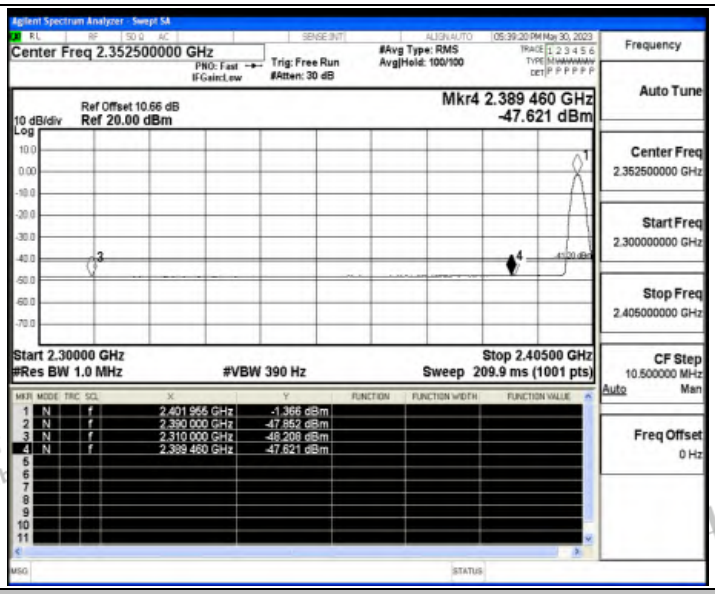

3DH5_Ant1_Low_2402_Peak

3DH5_Ant1_High_2480_AV

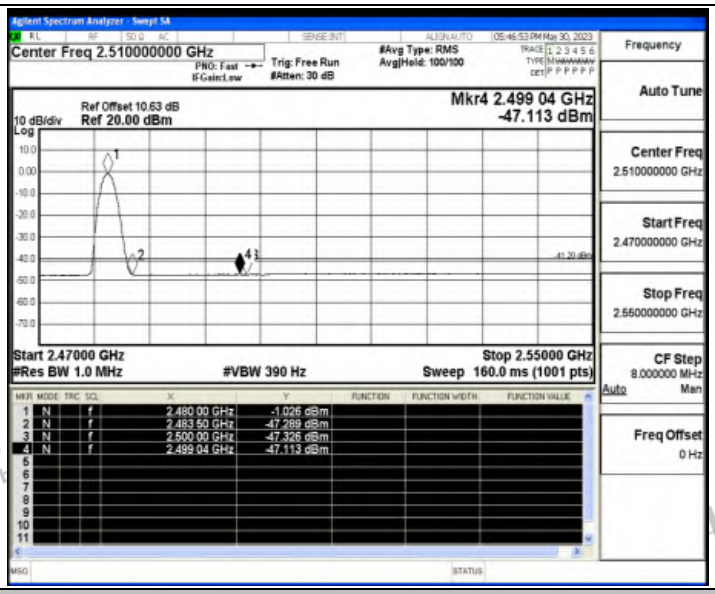

3DH5_Ant1_High_2480_Peak

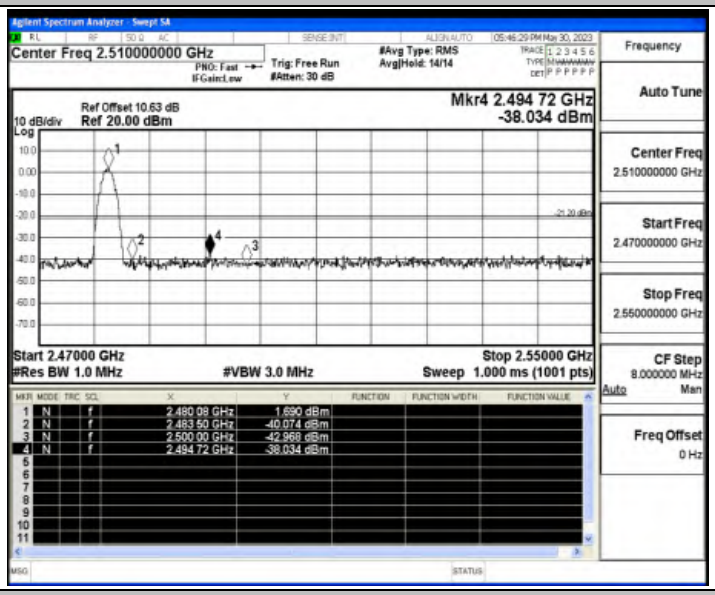

3DH5_Ant1_Low_Hop_2402_Peak

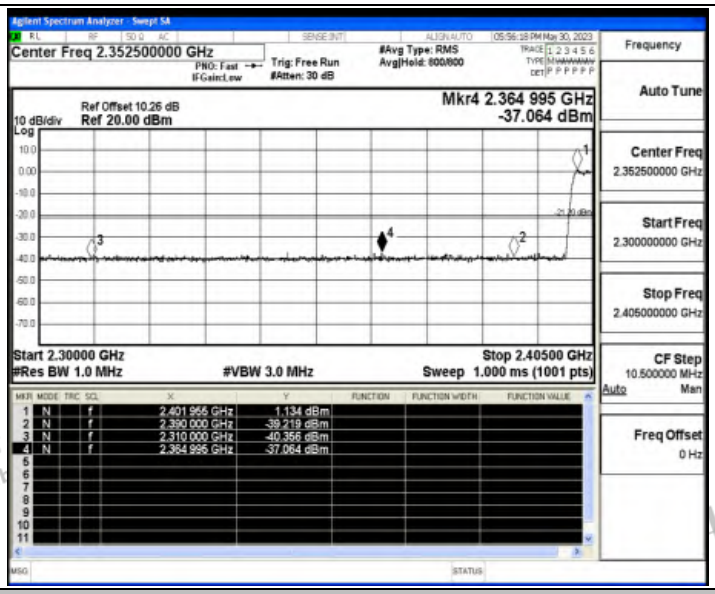

3DH5_Ant1_High_Hop_2480_Peak