S5说明书 风琴折

95X47mm

激光翻页笔

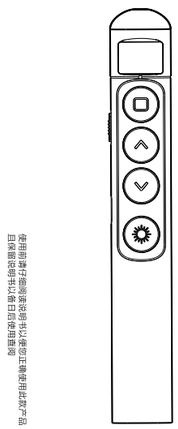

使用前请仔细阅读说明书以便正确使用此产品
且请保留说明书以备日后使用查阅

产品指南 **S5**

产品示意图

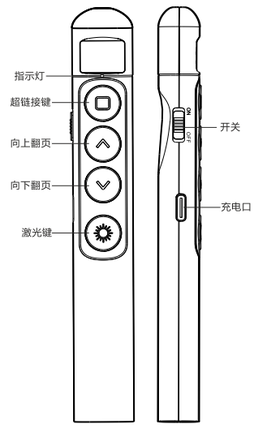

配对设置

1. 长按上翻页按键+超链接按键，指示灯闪烁，发射进入对码模式，然后插上接收器，指示灯常亮。
2. 产品支持Windows,Mac操作系统，首次在Mac上安装后，可能会出现Keyboard set assistant(键盘设置助手）并提示无法识别键盘。只需要单击Continue(继续）并完成安装，之后显示器会相应的工作。
3. 此款的接收器的距离会受周围电子设备的干扰而缩小。
4. 长时间不操作本产品会自动进入休眠状态，按随意按键唤醒。

注意：超链接功能不支持WPS功能。

功能表

功能键	功能说明
指示灯	1.工作指示灯 2.指示灯闪烁提示要充电 3.充电时灯常亮，充满后灯灭
▢	1.长按切换窗口 2.单击选择超级链接 3.双击打开超级链接
∧	单击上翻页
∨	单击下翻页
✹	按住射出激光，松开激光熄灭

注：Mac系统仅支持Keynote软件上翻页下翻页功能

产品参数

产品型号:S5　　控制技术:RF2.4GHZ
2.4GHZ控制距离:100M　　激光距离:约200M
工作电压:3.7V　　休眠电流:<20uA
产品尺寸:132.7*12.3*22　　重量:约24g
操作系统:WindowsXP/7/8/9/10 Mac OS\Linux\Android
电池容量:180mAh
接收器:兼容接口:USB1.1/2.0/3.0、Type c
工作电压:USB总供电(4.5-5.5V)
重量:2g

电量提示

1. 产品内置锂电池，采用USB插头插入电脑可用的USB接口中充电，另外一头为Type c插入翻阅笔主机。
2. 给本机充电方时间约为2.5小时。
3. 注意:电池电量过低，控制距离将缩短，请及时充电。

注：全面支持powerpoint，Keynote,prezi和其他常用软件。翻页笔支持翻页键功能切换，翻页笔的上下翻页按键默认功能是电脑键盘上的上下箭头按键，支持powerpoint和Keynote翻页;第一次同时按上下翻页键，功能将切换为电脑键盘的page up，page Down功能，支持浏览器和看图软件翻翻页;

警告

本产品具有产生激光束的功能，激光对眼睛有害，请勿把激光指向人群特别是脸部，严谨用激光直射眼睛!避免把激光指向镜子或其他高反射的表面上,切勿将本产品给儿童当玩具,本产品内置锂电池切勿把本产品丢入火种，因电池可能发生爆炸;也请勿把本产品侵入水中或者任何其他液体中电池短路受损坏时可能发生爆炸。企图拆开.调整或修路时，请专业人员作业

声明

本手册中提及的产品规格及信息仅供参考，如有变更不另行通知。本手册内容没有任何形式的担保，或特定目的的保证。由于技术发展迅速和电脑操作系统的复杂性，可能会有不适用的情况，在此恕不承担其内容的损失或错误所带来的损失。如有任何错误本公司没有义务为本手册使用者承担任何责任，同时也不排除内容随时更新的可能性。

Laser page turning pen



Please read the instructions carefully before use so that you can use this product correctly. And keep the instructions for future reference.

Product Guide **S5**

Product schematic diagram

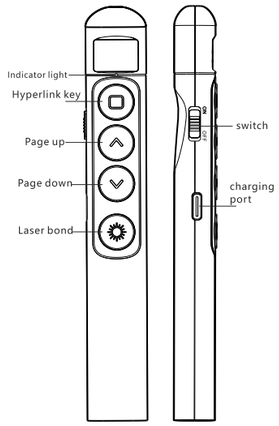

Pairing setting

1. Press the Page Up button+Hyperlink button for a long time, and the indicator light flashes. Transmit into the code-checking mode, and then plug in the receiver to indicate The light went out and the code was successfully aligned.
2. The product supports Windows and MAC operating systems, which is the first time in. Keyboard set may appear after installation on Mac. Assistant (Keyboard Setup Assistant) and prompts that it is unrecognizable. Keyboard. Just click Continue and finish. After installation, the monitor will work accordingly.
3. The distance of this receiver will be affected by the surrounding electronic equipment. Disturb and shrink.
4. If you don't operate this product for a long time, it will automatically enter the dormant state. Press any key to wake up.

Note: The hyperlink function does not support the WPS function.

function table

functional key	function declaration
Indicator light	1. Work indicator light 2. The indicator light flashes to prompt charging. 3. The light is always on when charging, and it goes out when it is full.
▢	1. Long press to switch the window. 2. Click to select a hyperlink 3. Double-click to open the hyperlink
∧	Click Page Up.
∨	Click Page Down.
✹	Press and hold the emitted laser, release the laser and put it out.

Note: The Mac system only supports Keynote software to page up and page down. Page function

Product parameter

Product model: S5　　control technology: RF2.4GHZ
2.4GHZ control distance: 100M　　laser distance: 200M
Working voltage: 3.7V　　Sleep current: < 20uA
Product size: 132.7*12.3*22　　Weight: about 24g
Operating system: WindowsXP/7/8/9/10 Mac OS\Linux\Android
Battery capacity: 180mAh
Receiver: compatible interfaces: USB1.1/2.0/3.0, Type C.
Working voltage: USB total power supply (4.5-5.5V)
Weight: 2g

Electric quantity prompt

1. The product has a built-in lithium battery, which can be plugged into a computer with a USB plug. Charge in the USB interface, and plug the other end into Type C.Enter and flip through the pen host.
2. It takes about 2.5 hours to charge this machine.
3. Note: If the battery power is too low, the control distance will be shortened. Please refer to. When charging.

Note: powerpoint, Keynote,prezi and Other commonly used software. The page tur pen supports that function switch of the page turning key, The default function of the page-turning pen is on the computer keyboard. Up and down arrow keys, support powerpoint and Keynote. Turn pages; Press the page up and down keys at the same time for the first time, and the function will be switched to Page up, page Down function of computer keyboard, support Browsers and drawing software turn pages;

warn

This product has the function of generating laser beam, which is harmful to eyes. Please don't point the laser at the crowd, especially the face, and use the laser straight strictly. Shoot in the eye! Avoid pointing the laser at mirrors or other highly reflective surfaces. In fact, do not give this product to children as a toy, this product has a built-in lithium battery. Do not throw this product into kindling, because the battery may explode; also Do not intrude this product into the battery in water or any other liquid. An explosion may occur when the short circuit is damaged. Attempt to disassemble, adjust or repair. When traveling, please ask professionals to work.

statement

The product specifications and information mentioned in this manual are for reference only, if any. Changes are made without notice. The contents of this manual are free from any form of responsibility. Guarantee, or a guarantee for a specific purpose. Due to the rapid development of technology and electricity The complexity of the brain operating system may make it inapplicable. We are not responsible for the loss of its contents or the losses caused by errors. If there is any mistake, the company has no obligation to accept the responsibility of the users of this manual. What responsibility, but also does not rule out the possibility of updating the content at any time. Sex.

FCC STATEMENT :

This device complies with Part 15 of the FCC Rules. Operation is subject to the following two conditions:

This device may not cause harmful interference, and

This device must accept any interference received, including interference that may cause undesired operation.

Warning: Changes or modifications not expressly approved by the party responsible for compliance could void the user's authority to operate the equipment.

NOTE: This equipment has been tested and found to comply with the limits for a Class B digital device, pursuant to Part 15 of the FCC Rules. These limits are designed to provide reasonable protection against harmful interference in a residential installation. This equipment generates uses and can radiate radio frequency energy and, if not installed and used in accordance with the instructions, may cause harmful interference to radio communications. However, there is no guarantee that interference will not occur in a particular installation. If this equipment does cause harmful interference to radio or television reception, which can be determined by turning the equipment off and on, the user is encouraged to try to correct the interference by one or more of the following measures:

Reorient or relocate the receiving antenna.

Increase the separation between the equipment and receiver.

Connect the equipment into an outlet on a circuit different from that to which the receiver is connected.

Consult the dealer or an experienced radio/TV technician for help.

RF warning statement:

The device has been evaluated to meet general RF exposure requirement. The device can be used in portable exposure condition without restriction.