Test Mode :	802.11ax HE20	Test Channel :	11 Full RU

100kHz PSD reference Level	High Channel Plot
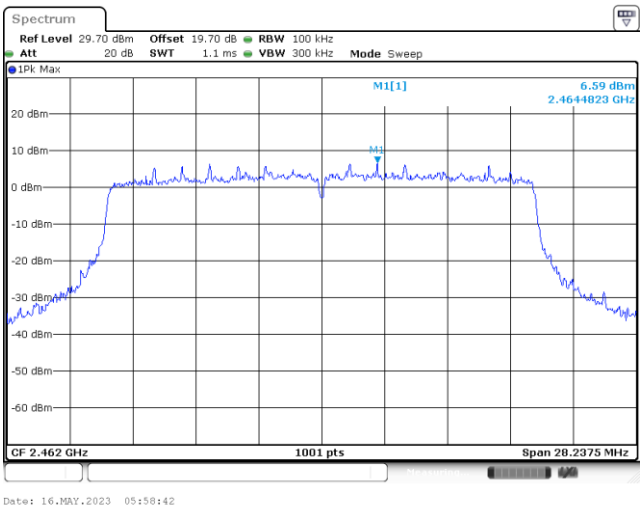	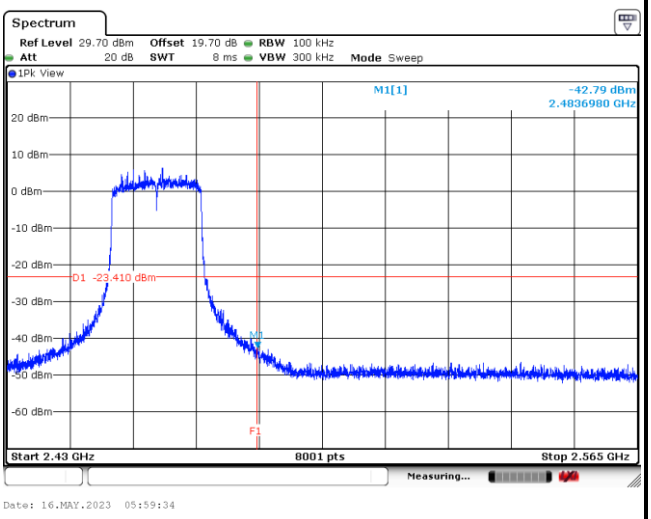
Spurious Emission 30MHz~1GHz	**Spurious Emission 1GHz~26.5GHz**
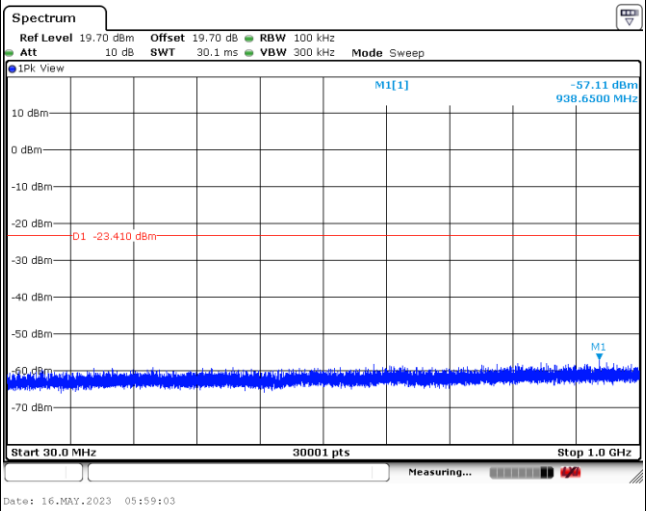	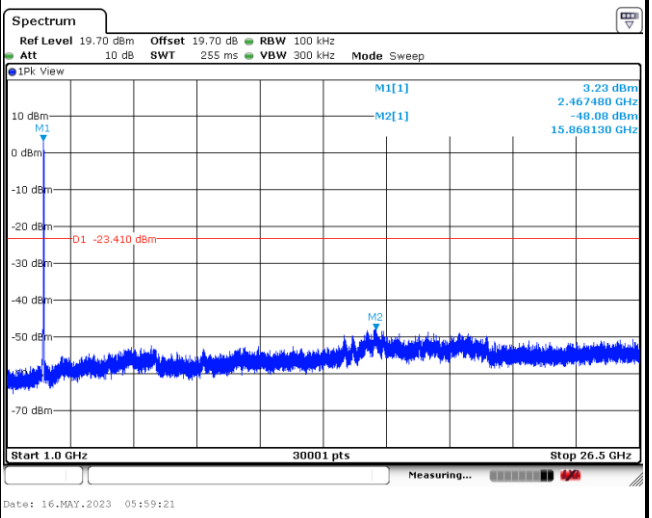

Test Mode :	802.11ax HE40	Test Channel :	03 Full RU

100kHz PSD reference Level	Low Channel Plot
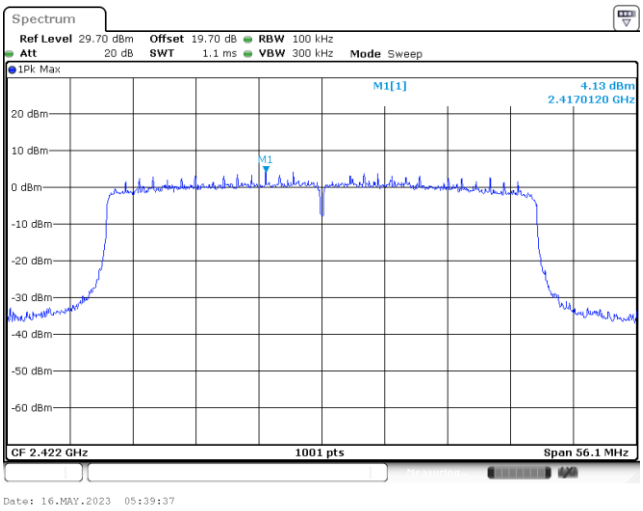	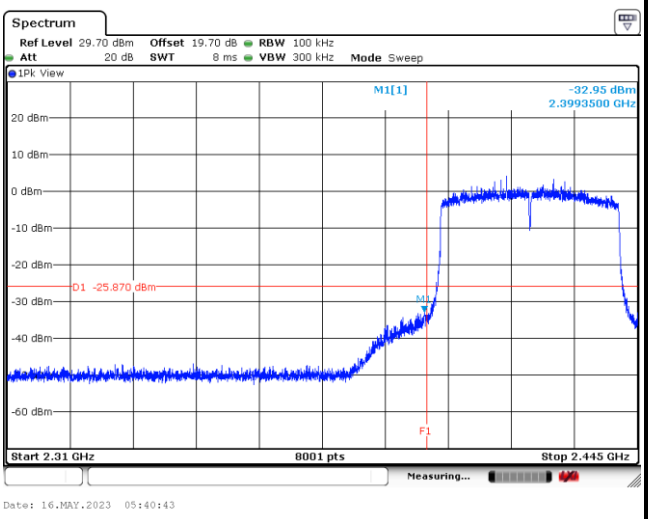
Spurious Emission 30MHz~1GHz	**Spurious Emission 1GHz~26.5GHz**
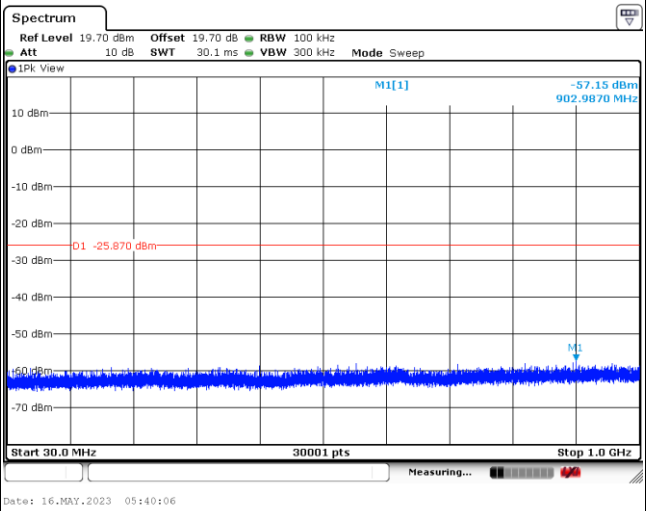	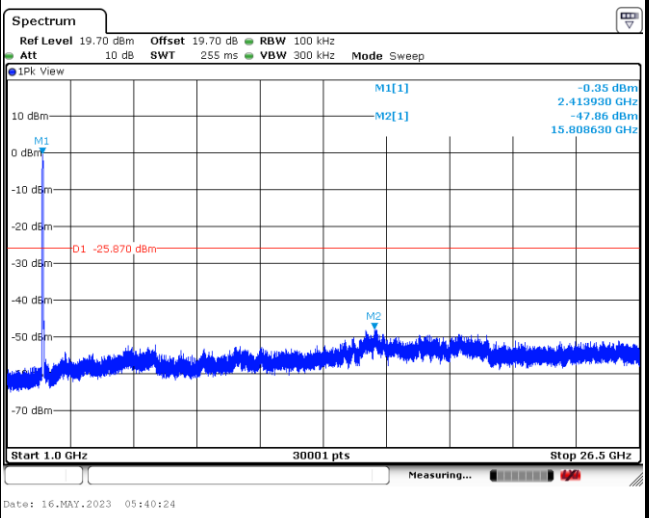

Test Mode :	802.11ax HE40	Test Channel :	06 Full RU

100kHz PSD reference Level	Mid Channel Plot
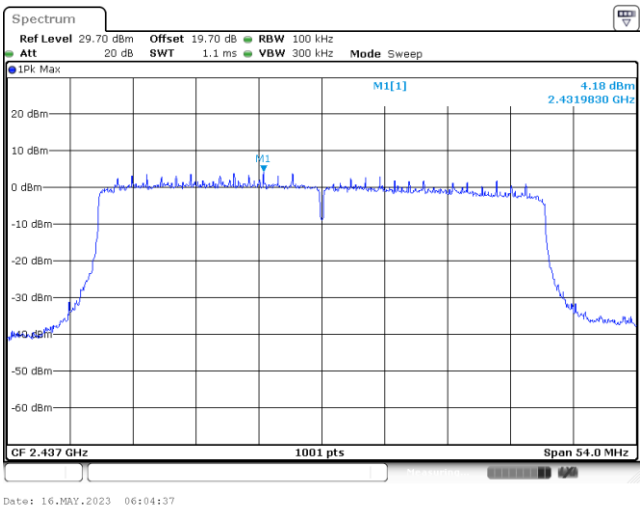	

Spurious Emission 30MHz~1GHz	Spurious Emission 1GHz~26.5GHz
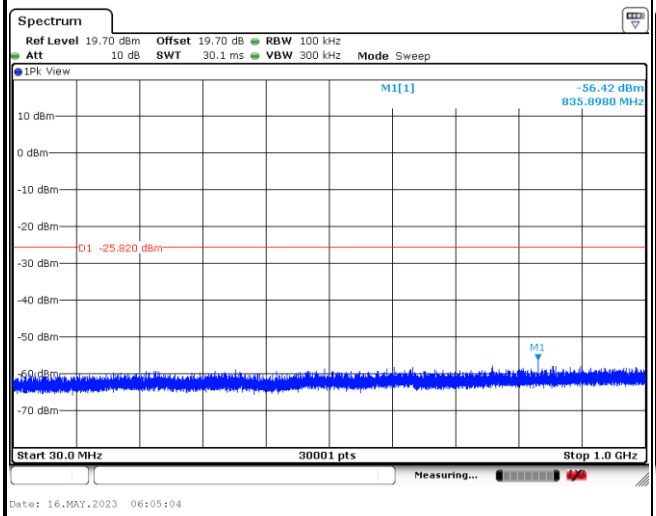	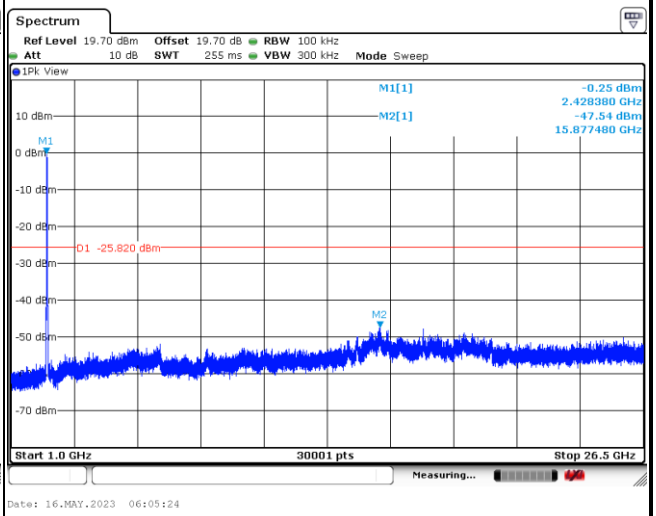

Test Mode :	802.11ax HE40	Test Channel :	09 Full RU

100kHz PSD reference Level	High Channel Plot
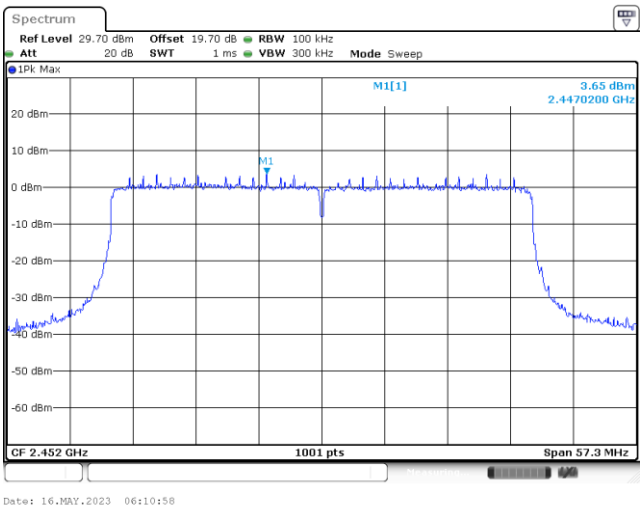	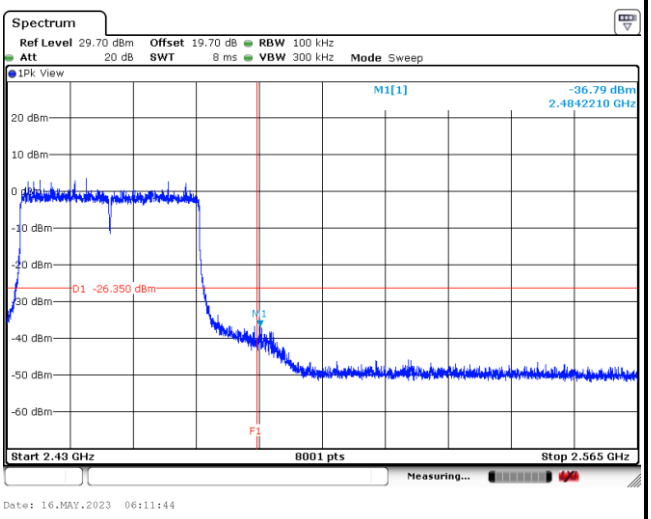
Spurious Emission 30MHz~1GHz	**Spurious Emission 1GHz~26.5GHz**
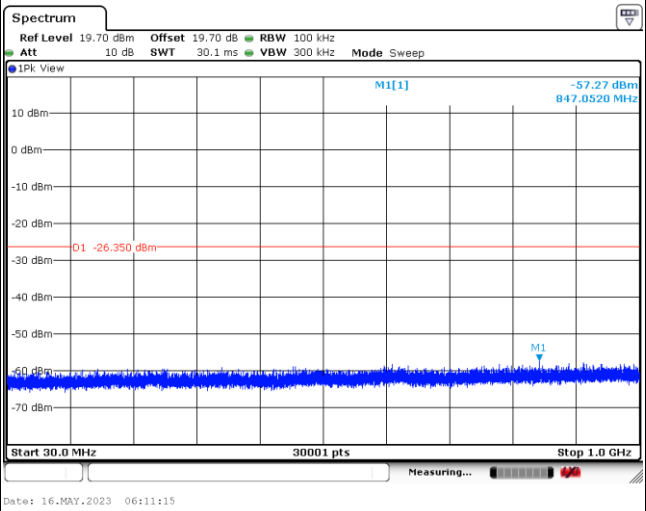	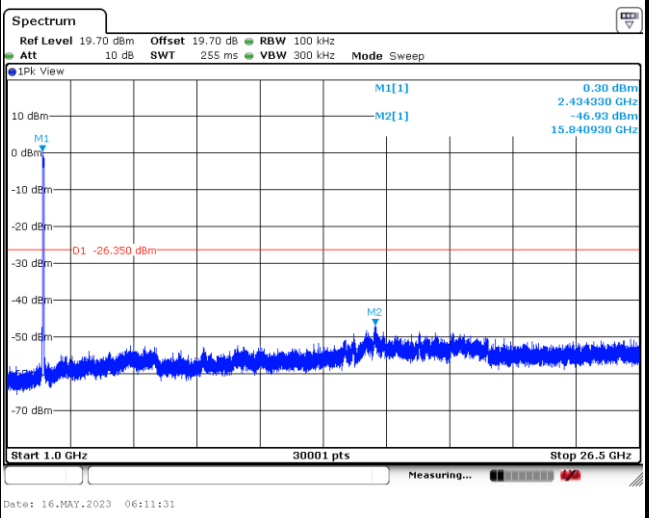

Appendix B. AC Conducted Emission Test Results

Test Engineer :	Louis Chung	**Temperature :**	23.7~26.7℃
		Relative Humidity :	58.2~65.4%

EUT Information

Report NO :	2N1906
Test Mode :	Mode 1
Test Voltage :	120Vac/60Hz
Phase :	Line

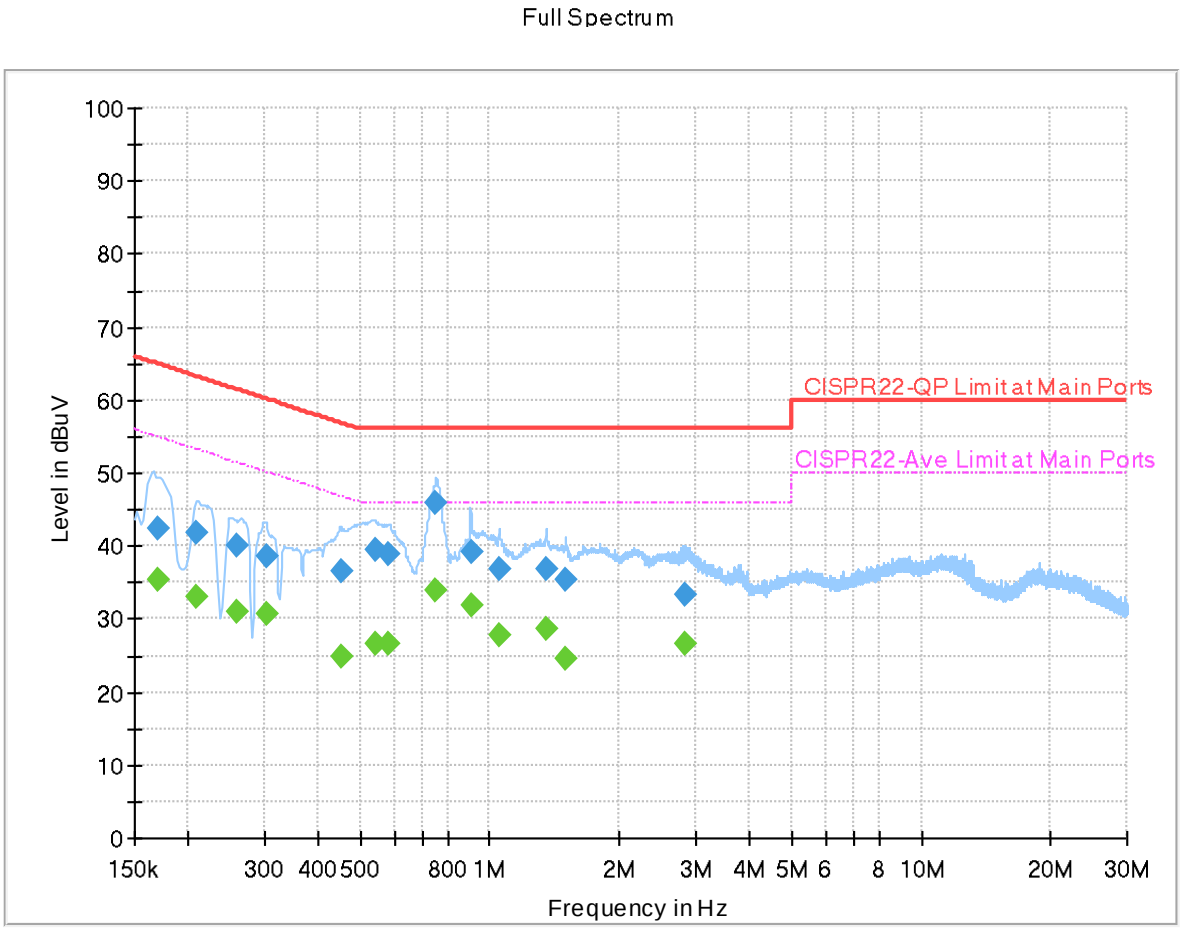

Final_Result

Frequency (MHz)	QuasiPeak (dBuV)	CAverage (dBuV)	Limit (dBuV)	Margin (dB)	Line	Filter	Corr. (dB)
0.169170	---	35.41	55.00	19.59	L1	OFF	19.9
0.169170	42.38	---	65.00	22.62	L1	OFF	19.9
0.209580	---	32.98	53.22	20.24	L1	OFF	20.0
0.209580	41.67	---	63.22	21.55	L1	OFF	20.0
0.260250	---	30.90	51.42	20.52	L1	OFF	20.0
0.260250	40.14	---	61.42	21.28	L1	OFF	20.0
0.302460	---	30.62	50.18	19.56	L1	OFF	20.0
0.302460	38.54	---	60.18	21.64	L1	OFF	20.0
0.452580	---	24.77	46.83	22.06	L1	OFF	20.0
0.452580	36.59	---	56.83	20.24	L1	OFF	20.0
0.544380	---	26.50	46.00	19.50	L1	OFF	20.0
0.544380	39.52	---	56.00	16.48	L1	OFF	20.0
0.578850	---	26.63	46.00	19.37	L1	OFF	20.0
0.578850	38.99	---	56.00	17.01	L1	OFF	20.0
0.751020	---	33.81	46.00	12.19	L1	OFF	20.0
0.751020	45.81	---	56.00	10.19	L1	OFF	20.0
0.903210	---	31.91	46.00	14.09	L1	OFF	20.0
0.903210	39.11	---	56.00	16.89	L1	OFF	20.0
1.053240	---	27.90	46.00	18.10	L1	OFF	20.0

1.053240	36.87	---	56.00	19.13	L1	OFF	20.0
1.354200	---	28.61	46.00	17.39	L1	OFF	20.0
1.354200	36.75	---	56.00	19.25	L1	OFF	20.0
1.497660	---	24.58	46.00	21.42	L1	OFF	20.0
1.497660	35.29	---	56.00	20.71	L1	OFF	20.0
2.843880	---	26.70	46.00	19.30	L1	OFF	20.0
2.843880	33.38	---	56.00	22.62	L1	OFF	20.0

EUT Information

Report NO :	2N1906
Test Mode :	Mode 1
Test Voltage :	120Vac/60Hz
Phase :	Neutral

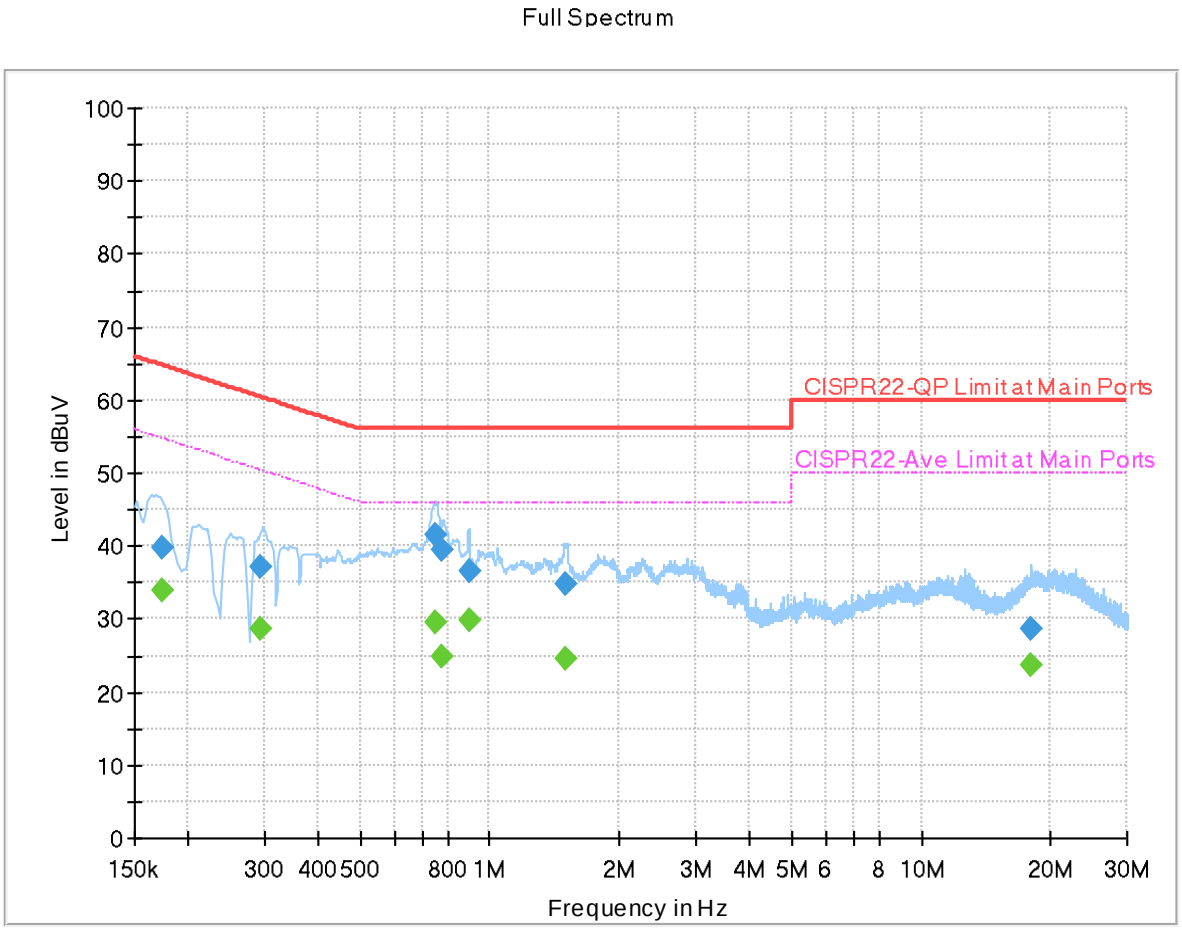

Final_Result

Frequency (MHz)	QuasiPeak (dBuV)	CAverage (dBuV)	Limit (dBuV)	Margin (dB)	Line	Filter	Corr. (dB)
0.174750	---	33.87	54.73	20.86	N	OFF	20.0
0.174750	39.65	---	64.73	25.08	N	OFF	20.0
0.294720	---	28.75	50.39	21.64	N	OFF	20.0
0.294720	37.12	---	60.39	23.27	N	OFF	20.0
0.750750	---	29.67	46.00	16.33	N	OFF	20.0
0.750750	41.54	---	56.00	14.46	N	OFF	20.0
0.775500	---	24.88	46.00	21.12	N	OFF	20.0
0.775500	39.52	---	56.00	16.48	N	OFF	20.0
0.898260	---	29.89	46.00	16.11	N	OFF	20.0
0.898260	36.65	---	56.00	19.35	N	OFF	20.0
1.492170	---	24.57	46.00	21.43	N	OFF	20.0
1.492170	34.78	---	56.00	21.22	N	OFF	20.0
18.039750	---	23.76	50.00	26.24	N	OFF	20.2
18.039750	28.52	---	60.00	31.48	N	OFF	20.2

Appendix C. Radiated Spurious Emission

Test Engineer :	Hao Qun, Gary Guo and Steven Wu	Temperature :	20~25°C
		Relative Humidity :	50~65%

2.4GHz 2400~2483.5MHz

WIFI 802.11b (Band Edge @ 3m)

WIFI Ant. 1+2	Note	Frequency (MHz)	Level (dBμV/m)	Margin (dB)	Limit Line (dBμV/m)	Read Level (dBμV)	Antenna Factor (dB/m)	Path Loss (dB)	Preamp Factor (dB)	Ant Pos (cm)	Table Pos (deg)	Peak Avg. (P/A)	Pol. (H/V)
802.11b CH 01 2412MHz		2379.72	55.24	-18.76	74	41.07	27.3	17.34	30.47	100	343	P	H
		2390	44.94	-9.06	54	30.65	27.4	17.36	30.47	100	343	A	H
	*	2412	112.43	-	-	98.07	27.42	17.4	30.46	100	343	P	H
	*	2412	109.22	-	-	94.86	27.42	17.4	30.46	100	343	A	H
													H
													H
		2387.28	54.83	-19.17	74	40.58	27.37	17.35	30.47	300	255	P	V
		2389.065	43.94	-10.06	54	29.66	27.39	17.36	30.47	300	255	A	V
	*	2412	97.22	-	-	82.86	27.42	17.4	30.46	300	255	P	V
	*	2412	93.97	-	-	79.61	27.42	17.4	30.46	300	255	A	V
													V
													V
802.11b CH 06 2437MHz		2384.2	54.21	-19.79	74	39.99	27.34	17.35	30.47	100	340	P	H
		2389.94	45.49	-8.51	54	31.2	27.4	17.36	30.47	100	340	A	H
	*	2437	111.69	-	-	97.1	27.6	17.44	30.45	100	340	P	H
	*	2437	108.57	-	-	93.98	27.6	17.44	30.45	100	340	A	H
		2496.85	54.63	-19.37	74	39.73	27.8	17.53	30.43	100	340	P	H
		2484.81	44.75	-9.25	54	29.92	27.75	17.51	30.43	100	340	A	H
		2331.28	53.51	-20.49	74	39.64	27.11	17.24	30.48	393	290	P	V
		2385.74	43.95	-10.05	54	29.71	27.36	17.35	30.47	393	290	A	V
	*	2437	105.83	-	-	91.24	27.6	17.44	30.45	393	290	P	V
	*	2437	102.61	-	-	88.02	27.6	17.44	30.45	393	290	A	V
		2490.13	54.83	-19.17	74	39.94	27.8	17.52	30.43	393	290	P	V
		2493.14	44.39	-9.61	54	29.5	27.8	17.52	30.43	393	290	A	V

WIFI Ant. 1+2	Note	Frequency (MHz)	Level (dBμV/m)	Margin (dB)	Limit Line (dBμV/m)	Read Level (dBμV)	Antenna Factor (dB/m)	Path Loss (dB)	Preamp Factor (dB)	Ant Pos (cm)	Table Pos (deg)	Peak Avg. (P/A)	Pol. (H/V)
802.11b CH 11 2462MHz	*	2462	111.63	-	-	96.98	27.62	17.47	30.44	100	353	P	H
	*	2462	108.48	-	-	93.83	27.62	17.47	30.44	100	353	A	H
		2485	55.28	-18.72	74	40.45	27.75	17.51	30.43	100	353	P	H
		2484.16	45.16	-8.84	54	30.35	27.74	17.51	30.44	100	353	A	H
													H
													H
	*	2462	105.3	-	-	90.65	27.62	17.47	30.44	287	118	P	V
	*	2462	102.15	-	-	87.5	27.62	17.47	30.44	287	118	A	V
		2497.24	54.93	-19.07	74	40.03	27.8	17.53	30.43	287	118	P	V
		2487.36	44.76	-9.24	54	29.91	27.77	17.51	30.43	287	118	A	V
													V
													V
Remark	1. No other spurious found. 2. All results are PASS against Peak and Average limit line.												

2.4GHz 2400~2483.5MHz

WIFI 802.11b (Harmonic @ 3m)

WIFI Ant. 1+2	Note	Frequency (MHz)	Level (dBμV/m)	Margin (dB)	Limit Line (dBμV/m)	Read Level (dBμV)	Antenna Factor (dB/m)	Path Loss (dB)	Preamp Factor (dB)	Ant Pos (cm)	Table Pos (deg)	Peak Avg. (P/A)	Pol. (H/V)
		4824	39.5	-34.5	74	62.38	32.44	11.32	66.64	-	-	P	H
													H
													H
													H
													H
													H
													H
													H
													H
													H
													H
													H
802.11b CH 01 2412MHz		4824	39.67	-34.33	74	62.55	32.44	11.32	66.64	-	-	P	V
													V
													V
													V
													V
													V
													V
													V
													V
													V
													V
													V

WIFI Ant. 1+2	Note	Frequency (MHz)	Level (dBµV/m)	Margin (dB)	Limit Line (dBµV/m)	Read Level (dBµV)	Antenna Factor (dB/m)	Path Loss (dB)	Preamp Factor (dB)	Ant Pos (cm)	Table Pos (deg)	Peak Avg. (P/A)	Pol. (H/V)
		4874	40.02	-33.98	74	62.61	32.65	11.35	66.59	-	-	P	H
		7311	43.51	-30.49	74	59.46	36.88	13.5	66.33	-	-	P	H
													H
													H
													H
													H
													H
													H
													H
													H
													H
													H
802.11b CH 06 2437MHz		4874	42.52	-31.48	74	65.11	32.65	11.35	66.59	188	45	P	V
		4874	33.13	-20.87	54	55.72	32.65	11.35	66.59	188	45	A	V
		7311	44.03	-29.97	74	59.98	36.88	13.5	66.33	-	-	P	V
													V
													V
													V
													V
													V
													V
													V
													V
													V

WIFI Ant. 1+2	Note	Frequency (MHz)	Level (dBμV/m)	Margin (dB)	Limit Line (dBμV/m)	Read Level (dBμV)	Antenna Factor (dB/m)	Path Loss (dB)	Preamp Factor (dB)	Ant Pos (cm)	Table Pos (deg)	Peak Avg. (P/A)	Pol. (H/V)
		4924	39.76	-34.24	74	62.17	32.75	11.38	66.54	-	-	P	H
		7386	42.88	-31.12	74	59.19	36.66	13.39	66.36	-	-	P	H
													H
													H
													H
													H
													H
													H
													H
													H
													H
													H
802.11b CH 11 2462MHz		4924	39.96	-34.04	74	62.37	32.75	11.38	66.54	-	-	P	V
		7386	43.42	-30.58	74	59.73	36.66	13.39	66.36	-	-	P	V
													V
													V
													V
													V
													V
													V
													V
													V
													V
													V
Remark	1. No other spurious found. 2. All results are PASS against Peak and Average limit line. 3. The emission position marked as "-" means no suspected emission found with sufficient margin against limit line or noise floor only.												

2.4GHz 2400~2483.5MHz

WIFI 802.11g (Band Edge @ 3m)

WIFI Ant. 1+2	Note	Frequency (MHz)	Level (dBμV/m)	Margin (dB)	Limit Line (dBμV/m)	Read Level (dBμV)	Antenna Factor (dB/m)	Path Loss (dB)	Preamp Factor (dB)	Ant Pos (cm)	Table Pos (deg)	Peak Avg. (P/A)	Pol. (H/V)
802.11g CH 01 2412MHz		2389.17	56.91	-17.09	74	42.63	27.39	17.36	30.47	237	0	P	H
		2390	46.37	-7.63	54	32.08	27.4	17.36	30.47	237	0	A	H
	*	2412	113.92	-	-	99.56	27.42	17.4	30.46	237	0	P	H
	*	2412	106.51	-	-	92.15	27.42	17.4	30.46	237	0	A	H
													H
													H
		2388.225	54.25	-19.75	74	39.98	27.38	17.36	30.47	299	326	P	V
		2390	43.23	-10.77	54	28.94	27.4	17.36	30.47	299	326	A	V
	*	2412	104.25	-	-	89.89	27.42	17.4	30.46	299	326	P	V
	*	2412	96.96	-	-	82.6	27.42	17.4	30.46	299	326	A	V
													V
													V
802.11g CH 06 2437MHz		2389.1	54.28	-19.72	74	40	27.39	17.36	30.47	247	358	P	H
		2389.94	43.35	-10.65	54	29.06	27.4	17.36	30.47	247	358	A	H
	*	2437	113.19	-	-	98.6	27.6	17.44	30.45	247	358	P	H
	*	2437	105.31	-	-	90.72	27.6	17.44	30.45	247	358	A	H
		2493.84	54.33	-19.67	74	39.44	27.8	17.52	30.43	247	358	P	H
		2483.62	43.74	-10.26	54	28.93	27.74	17.51	30.44	247	358	A	H
		2389.38	53.87	-20.13	74	39.59	27.39	17.36	30.47	381	360	P	V
		2389.8	42.48	-11.52	54	28.19	27.4	17.36	30.47	381	360	A	V
	*	2437	102.12	-	-	87.53	27.6	17.44	30.45	381	360	P	V
	*	2437	94.59	-	-	80	27.6	17.44	30.45	381	360	A	V
		2486.77	54.59	-19.41	74	39.74	27.77	17.51	30.43	381	360	P	V
		2493.77	43.23	-10.77	54	28.34	27.8	17.52	30.43	381	360	A	V

WIFI Ant. 1+2	Note	Frequency (MHz)	Level (dBμV/m)	Margin (dB)	Limit Line (dBμV/m)	Read Level (dBμV)	Antenna Factor (dB/m)	Path Loss (dB)	Preamp Factor (dB)	Ant Pos (cm)	Table Pos (deg)	Peak Avg. (P/A)	Pol. (H/V)
802.11g CH 11 2462MHz	*	2462	112.1	-	-	97.45	27.62	17.47	30.44	276	357	P	H
	*	2462	104.61	-	-	89.96	27.62	17.47	30.44	276	357	A	H
		2483.64	59.35	-14.65	74	44.54	27.74	17.51	30.44	276	357	P	H
		2483.52	48.19	-5.81	54	33.38	27.74	17.51	30.44	276	357	A	H
													H
													H
	*	2462	106.08	-	-	91.43	27.62	17.47	30.44	400	92	P	V
	*	2462	98.37	-	-	83.72	27.62	17.47	30.44	400	92	A	V
		2495.16	55.93	-18.07	74	41.04	27.8	17.52	30.43	400	92	P	V
		2483.56	44.43	-9.57	54	29.62	27.74	17.51	30.44	400	92	A	V
													V
													V
Remark	1. No other spurious found. 2. All results are PASS against Peak and Average limit line.												

2.4GHz 2400~2483.5MHz

WIFI 802.11g (Harmonic @ 3m)

WIFI Ant. 1+2	Note	Frequency (MHz)	Level (dBμV/m)	Margin (dB)	Limit Line (dBμV/m)	Read Level (dBμV)	Antenna Factor (dB/m)	Path Loss (dB)	Preamp Factor (dB)	Ant Pos (cm)	Table Pos (deg)	Peak Avg. (P/A)	Pol. (H/V)
		4824	39.14	-34.86	74	62.02	32.44	11.32	66.64	-	-	P	H
													H
													H
													H
													H
													H
													H
													H
													H
													H
													H
													H
802.11g CH 01 2412MHz		4824	39.42	-34.58	74	62.3	32.44	11.32	66.64	-	-	P	V
													V
													V
													V
													V
													V
													V
													V
													V
													V
													V
													V

WIFI Ant. 1+2	Note	Frequency (MHz)	Level (dBμV/m)	Margin (dB)	Limit Line (dBμV/m)	Read Level (dBμV)	Antenna Factor (dB/m)	Path Loss (dB)	Preamp Factor (dB)	Ant Pos (cm)	Table Pos (deg)	Peak Avg. (P/A)	Pol. (H/V)
		4874	40.61	-33.39	74	63.2	32.65	11.35	66.59	-	-	P	H
		7311	43.31	-30.69	74	59.26	36.88	13.5	66.33	-	-	P	H
													H
													H
													H
													H
													H
													H
													H
													H
													H
802.11g CH 06 2437MHz													H
		4874	39.23	-34.77	74	61.82	32.65	11.35	66.59	-	-	P	V
		7311	43.66	-30.34	74	59.61	36.88	13.5	66.33	-	-	P	V
													V
													V
													V
													V
													V
													V
													V
													V
													V
													V

WIFI Ant. 1+2	Note	Frequency (MHz)	Level (dBμV/m)	Margin (dB)	Limit Line (dBμV/m)	Read Level (dBμV)	Antenna Factor (dB/m)	Path Loss (dB)	Preamp Factor (dB)	Ant Pos (cm)	Table Pos (deg)	Peak Avg. (P/A)	Pol. (H/V)
		4924	40.42	-33.58	74	62.83	32.75	11.38	66.54	-	-	P	H
		7386	44.48	-29.52	74	60.79	36.66	13.39	66.36	-	-	P	H
													H
													H
													H
													H
													H
													H
													H
													H
													H
													H
802.11g CH 11 2462MHz		4924	39.7	-34.3	74	62.11	32.75	11.38	66.54	-	-	P	V
		7386	43.67	-30.33	74	59.98	36.66	13.39	66.36	-	-	P	V
													V
													V
													V
													V
													V
													V
													V
													V
													V
													V
Remark	1. No other spurious found. 2. All results are PASS against Peak and Average limit line. 3. The emission position marked as "-" means no suspected emission found with sufficient margin against limit line or noise floor only.												

2.4GHz 2400~2483.5MHz

WIFI 802.11ax HE20 Full (Band Edge @ 3m)

WIFI Ant. 1+2	Note	Frequency (MHz)	Level (dBμV/m)	Margin (dB)	Limit Line (dBμV/m)	Read Level (dBμV)	Antenna Factor (dB/m)	Path Loss (dB)	Preamp Factor (dB)	Ant Pos (cm)	Table Pos (deg)	Peak Avg. (P/A)	Pol. (H/V)
		2386.44	61.36	-12.64	74	47.12	27.36	17.35	30.47	209	6	P	H
		2389.275	49.01	-4.99	54	34.73	27.39	17.36	30.47	209	6	A	H
	*	2412	113.91	-	-	99.55	27.42	17.4	30.46	209	6	P	H
	*	2412	106.15	-	-	91.79	27.42	17.4	30.46	209	6	A	H
802.11ax													H
HE20 Full													H
CH 01		2390	56.37	-17.63	74	42.08	27.4	17.36	30.47	353	281	P	V
2412MHz		2390	45.63	-8.37	54	31.34	27.4	17.36	30.47	353	281	A	V
	*	2412	107.72	-	-	93.36	27.42	17.4	30.46	353	281	P	V
	*	2412	98.66	-	-	84.3	27.42	17.4	30.46	353	281	A	V
													V
													V
		2354.1	54.39	-19.61	74	40.39	27.2	17.28	30.48	205	341	P	H
		2389.94	43.59	-10.41	54	29.3	27.4	17.36	30.47	205	341	A	H
	*	2437	116.13	-	-	101.54	27.6	17.44	30.45	205	341	P	H
	*	2437	106.63	-	-	92.04	27.6	17.44	30.45	205	341	A	H
802.11ax		2486.63	54.11	-19.89	74	39.26	27.77	17.51	30.43	205	341	P	H
HE20 Full		2483.5	43.48	-10.52	54	28.67	27.74	17.51	30.44	205	341	A	H
CH 06		2388.68	53.73	-20.27	74	39.45	27.39	17.36	30.47	400	313	P	V
2437MHz		2389.38	42.63	-11.37	54	28.35	27.39	17.36	30.47	400	313	A	V
	*	2437	107.17	-	-	92.58	27.6	17.44	30.45	400	313	P	V
	*	2437	98.86	-	-	84.27	27.6	17.44	30.45	400	313	A	V
		2490.13	54.18	-19.82	74	39.29	27.8	17.52	30.43	400	313	P	V
		2496.15	43.21	-10.79	54	28.32	27.8	17.52	30.43	400	313	A	V

WIFI Ant. 1+2	Note	Frequency (MHz)	Level (dBµV/m)	Margin (dB)	Limit Line (dBµV/m)	Read Level (dBµV)	Antenna Factor (dB/m)	Path Loss (dB)	Preamp Factor (dB)	Ant Pos (cm)	Table Pos (deg)	Peak Avg. (P/A)	Pol. (H/V)
	*	2462	115.7	-	-	101.05	27.62	17.47	30.44	248	354	P	H
	*	2462	105.81	-	-	91.16	27.62	17.47	30.44	248	354	A	H
		2484.76	65.88	-8.12	74	51.05	27.75	17.51	30.43	248	354	P	H
		2483.52	52.26	-1.74	54	37.45	27.74	17.51	30.44	248	354	A	H
802.11ax													H
HE20 Full													H
CH 11	*	2462	107.35	-	-	92.7	27.62	17.47	30.44	400	108	P	V
2462MHz	*	2462	97.82	-	-	83.17	27.62	17.47	30.44	400	108	A	V
		2483.72	59.08	-14.92	74	44.27	27.74	17.51	30.44	400	108	P	V
		2483.52	46.7	-7.3	54	31.89	27.74	17.51	30.44	400	108	A	V
													V
													V

Remark

1. No other spurious found.
2. All results are PASS against Peak and Average limit line.

2.4GHz 2400~2483.5MHz

WIFI 802.11 ax HE20 Full (Harmonic @ 3m)

WIFI Ant. 1+2	Note	Frequency (MHz)	Level (dBμV/m)	Margin (dB)	Limit Line (dBμV/m)	Read Level (dBμV)	Antenna Factor (dB/m)	Path Loss (dB)	Preamp Factor (dB)	Ant Pos (cm)	Table Pos (deg)	Peak Avg. (P/A)	Pol. (H/V)
		4824	39.65	-34.35	74	62.53	32.44	11.32	66.64	-	-	P	H
													H
													H
													H
													H
													H
													H
													H
													H
													H
802.11ax													H
HE20 Full													H
CH 01		4824	39.72	-34.28	74	62.6	32.44	11.32	66.64	-	-	P	V
2412MHz													V
													V
													V
													V
													V
													V
													V
													V
													V
													V
													V

WIFI Ant. 1+2	Note	Frequency (MHz)	Level (dBμV/m)	Margin (dB)	Limit Line (dBμV/m)	Read Level (dBμV)	Antenna Factor (dB/m)	Path Loss (dB)	Preamp Factor (dB)	Ant Pos (cm)	Table Pos (deg)	Peak Avg. (P/A)	Pol. (H/V)
		4874	40.02	-33.98	74	62.61	32.65	11.35	66.59	-	-	P	H
		7311	44	-30	74	59.95	36.88	13.5	66.33	-	-	P	H
													H
													H
													H
													H
													H
													H
													H
													H
802.11ax													H
HE20 Full													H
CH 06		4874	40.01	-33.99	74	62.6	32.65	11.35	66.59	-	-	P	V
2437MHz		7311	44.32	-29.68	74	60.27	36.88	13.5	66.33	-	-	P	V
													V
													V
													V
													V
													V
													V
													V
													V
													V
													V

WIFI Ant. 1+2	Note	Frequency (MHz)	Level (dBμV/m)	Margin (dB)	Limit Line (dBμV/m)	Read Level (dBμV)	Antenna Factor (dB/m)	Path Loss (dB)	Preamp Factor (dB)	Ant Pos (cm)	Table Pos (deg)	Peak Avg. (P/A)	Pol. (H/V)
		4924	39.74	-34.26	74	62.15	32.75	11.38	66.54	-	-	P	H
		7386	43.72	-30.28	74	60.03	36.66	13.39	66.36	-	-	P	H
													H
													H
													H
													H
													H
													H
													H
													H
802.11ax													H
HE20 Full													H
CH 11		4924	40.38	-33.62	74	62.79	32.75	11.38	66.54	-	-	P	V
2462MHz		7386	43.85	-30.15	74	60.16	36.66	13.39	66.36	-	-	P	V
													V
													V
													V
													V
													V
													V
													V
													V
													V
													V

Remark

1. No other spurious found.
2. All results are PASS against Peak and Average limit line.
3. The emission position marked as "-" means no suspected emission found with sufficient margin against limit line or noise floor only.

2.4GHz 2400~2483.5MHz

WIFI 802.11ax HE20 Partial 106 (Band Edge @ 3m)

WIFI Ant. 1+2	Note	Frequency (MHz)	Level (dBμV/m)	Margin (dB)	Limit Line (dBμV/m)	Read Level (dBμV)	Antenna Factor (dB/m)	Path Loss (dB)	Preamp Factor (dB)	Ant Pos (cm)	Table Pos (deg)	Peak Avg. (P/A)	Pol. (H/V)
802.11ax HE20 Partial 106/54 CH 11 2462MHz	*	2462	113.82	-	-	99.17	27.62	17.47	30.44	120	347	P	H
	*	2462	103.74	-	-	89.09	27.62	17.47	30.44	120	347	A	H
		2483.52	64.08	-9.92	74	49.27	27.74	17.51	30.44	120	347	P	H
		2483.52	43.97	-10.03	54	29.16	27.74	17.51	30.44	120	347	A	H
													H
													H
	*	2462	105.23	-	-	90.58	27.62	17.47	30.44	107	56	P	V
	*	2462	96.7	-	-	82.05	27.62	17.47	30.44	107	56	A	V
		2486.4	55.71	-18.29	74	40.87	27.76	17.51	30.43	107	56	P	V
		2484.28	43.39	-10.61	54	28.58	27.74	17.51	30.44	107	56	A	V
													V
													V
Remark	1. No other spurious found. 2. All results are PASS against Peak and Average limit line.												

2.4GHz 2400~2483.5MHz

WIFI 802.11ax HE40 Full (Band Edge @ 3m)

WIFI Ant. 1+2	Note	Frequency (MHz)	Level (dBμV/m)	Margin (dB)	Limit Line (dBμV/m)	Read Level (dBμV)	Antenna Factor (dB/m)	Path Loss (dB)	Preamp Factor (dB)	Ant Pos (cm)	Table Pos (deg)	Peak Avg. (P/A)	Pol. (H/V)
802.11ax HE40 Full CH 03 2422MHz		2387.98	71.44	-2.56	74	57.18	27.38	17.35	30.47	213	357	P	H
		2389.38	51.17	-2.83	54	36.89	27.39	17.36	30.47	213	357	A	H
	*	2422	113.18	-	-	98.7	27.52	17.41	30.45	213	357	P	H
	*	2422	103.54	-	-	89.06	27.52	17.41	30.45	213	357	A	H
		2491.81	54.33	-19.67	74	39.44	27.8	17.52	30.43	213	357	P	H
		2483.5	43.88	-10.12	54	29.07	27.74	17.51	30.44	213	357	A	H
		2389.52	59.02	-14.98	74	44.73	27.4	17.36	30.47	399	307	P	V
		2389.52	45.63	-8.37	54	31.34	27.4	17.36	30.47	399	307	A	V
	*	2422	105.5	-	-	91.02	27.52	17.41	30.45	399	307	P	V
	*	2422	96.4	-	-	81.92	27.52	17.41	30.45	399	307	A	V
		2487.61	55.21	-18.79	74	40.35	27.78	17.51	30.43	399	307	P	V
		2484.39	43.24	-10.76	54	28.42	27.74	17.51	30.43	399	307	A	V
802.11ax HE40 Full CH 06 2437MHz		2389.94	61.15	-12.85	74	46.86	27.4	17.36	30.47	206	342	P	H
		2389.94	49.84	-4.16	54	35.55	27.4	17.36	30.47	206	342	A	H
	*	2437	113.46	-	-	98.87	27.6	17.44	30.45	206	342	P	H
	*	2437	104.75	-	-	90.16	27.6	17.44	30.45	206	342	A	H
		2483.76	56.22	-17.78	74	41.41	27.74	17.51	30.44	206	342	P	H
		2483.5	44.81	-9.19	54	30	27.74	17.51	30.44	206	342	A	H
		2389.24	54.85	-19.15	74	40.57	27.39	17.36	30.47	400	308	P	V
		2389.94	44.25	-9.75	54	29.96	27.4	17.36	30.47	400	308	A	V
	*	2437	106.07	-	-	91.48	27.6	17.44	30.45	400	308	P	V
	*	2437	96.85	-	-	82.26	27.6	17.44	30.45	400	308	A	V
		2487.82	55.09	-18.91	74	40.23	27.78	17.51	30.43	400	308	P	V
		2483.5	43.42	-10.58	54	28.61	27.74	17.51	30.44	400	308	A	V

WIFI Ant. 1+2	Note	Frequency (MHz)	Level (dBμV/m)	Margin (dB)	Limit Line (dBμV/m)	Read Level (dBμV)	Antenna Factor (dB/m)	Path Loss (dB)	Preamp Factor (dB)	Ant Pos (cm)	Table Pos (deg)	Peak Avg. (P/A)	Pol. (H/V)
802.11ax HE40 Full CH 09 2452MHz		2386.16	54.5	-19.5	74	40.26	27.36	17.35	30.47	278	338	P	H
		2388.4	43.74	-10.26	54	29.47	27.38	17.36	30.47	278	338	A	H
	*	2452	110.15	-	-	95.54	27.6	17.46	30.45	278	338	P	H
	*	2452	100.56	-	-	85.95	27.6	17.46	30.45	278	338	A	H
		2484.11	64.5	-9.5	74	49.69	27.74	17.51	30.44	278	338	P	H
		2483.5	49.09	-4.91	54	34.28	27.74	17.51	30.44	278	338	A	H
		2356.62	54.72	-19.28	74	40.71	27.2	17.29	30.48	400	112	P	V
		2388.54	42.62	-11.38	54	28.34	27.39	17.36	30.47	400	112	A	V
	*	2452	101.8	-	-	87.19	27.6	17.46	30.45	400	112	P	V
	*	2452	92.7	-	-	78.09	27.6	17.46	30.45	400	112	A	V
		2484.04	56.12	-17.88	74	41.31	27.74	17.51	30.44	400	112	P	V
		2483.5	45.14	-8.86	54	30.33	27.74	17.51	30.44	400	112	A	V
Remark	1. No other spurious found. 2. All results are PASS against Peak and Average limit line.												

2.4GHz 2400~2483.5MHz

WIFI 802.11 ax HE40 Full (Harmonic @ 3m)

WIFI Ant. 1+2	Note	Frequency (MHz)	Level (dBμV/m)	Margin (dB)	Limit Line (dBμV/m)	Read Level (dBμV)	Antenna Factor (dB/m)	Path Loss (dB)	Preamp Factor (dB)	Ant Pos (cm)	Table Pos (deg)	Peak Avg. (P/A)	Pol. (H/V)
		4844	39.32	-34.68	74	62.05	32.56	11.33	66.62	-	-	P	H
		7266	44.61	-29.39	74	60.31	37.04	13.57	66.31	-	-	P	H
													H
													H
													H
													H
													H
													H
													H
													H
802.11ax													H
HE40 Full													H
CH 03		4844	39.92	-34.08	74	62.65	32.56	11.33	66.62	-	-	P	V
2422MHz		7266	44.91	-29.09	74	60.61	37.04	13.57	66.31	-	-	P	V
													V
													V
													V
													V
													V
													V
													V
													V
													V
													V

WIFI Ant. 1+2	Note	Frequency (MHz)	Level (dBμV/m)	Margin (dB)	Limit Line (dBμV/m)	Read Level (dBμV)	Antenna Factor (dB/m)	Path Loss (dB)	Preamp Factor (dB)	Ant Pos (cm)	Table Pos (deg)	Peak Avg. (P/A)	Pol. (H/V)
		4874	39.92	-34.08	74	62.51	32.65	11.35	66.59	-	-	P	H
		7311	43.83	-30.17	74	59.78	36.88	13.5	66.33	-	-	P	H
													H
													H
													H
													H
													H
													H
													H
													H
802.11ax													H
HE40 Full													H
CH 06		4874	40.05	-33.95	74	62.64	32.65	11.35	66.59	-	-	P	V
2437MHz		7311	44.05	-29.95	74	60	36.88	13.5	66.33	-	-	P	V
													V
													V
													V
													V
													V
													V
													V
													V
													V
													V

WIFI Ant. 1+2	Note	Frequency (MHz)	Level (dBμV/m)	Margin (dB)	Limit Line (dBμV/m)	Read Level (dBμV)	Antenna Factor (dB/m)	Path Loss (dB)	Preamp Factor (dB)	Ant Pos (cm)	Table Pos (deg)	Peak Avg. (P/A)	Pol. (H/V)
		4904	39.81	-34.19	74	62.3	32.71	11.36	66.56	-	-	P	H
		7356	44.51	-29.49	74	60.64	36.78	13.44	66.35	-	-	P	H
													H
													H
													H
													H
													H
													H
													H
													H
802.11ax													H
HE40 Full													H
CH 09		4904	38.71	-35.29	74	61.2	32.71	11.36	66.56	-	-	P	V
2452MHz		7356	44.03	-29.97	74	60.16	36.78	13.44	66.35	-	-	P	V
													V
													V
													V
													V
													V
													V
													V
													V
													V
													V
Remark	1. No other spurious found. 2. All results are PASS against Peak and Average limit line. 3. The emission position marked as "-" means no suspected emission found with sufficient margin against limit line or noise floor only.												

Emission above 18GHz

2.4GHz WIFI 802.11ax HE20 (SHF)

WIFI Ant. 1+2	Note	Frequency (MHz)	Level (dBμV/m)	Margin (dB)	Limit Line (dBμV/m)	Read Level (dBμV)	Antenna Factor (dB/m)	Path Loss (dB)	Preamp Factor (dB)	Ant Pos (cm)	Table Pos (deg)	Peak Avg. (P/A)	Pol. (H/V)
2.4GHz 802.11ax HE20 SHF		23008	40.13	-33.87	74	58.65	38.8	6.61	54.39	-	-	P	H
													H
													H
													H
													H
													H
													H
													H
													H
													H
													H
													H
		23808	39.8	-34.2	74	57.71	38.58	6.93	53.88	-	-	P	V
													V
													V
													V
													V
													V
													V
													V
													V
													V
													V
													V

Remark

1. No other spurious found.
2. All results are PASS against limit line.
3. The emission position marked as "-" means no suspected emission found with sufficient margin against limit line or noise floor only.

Emission below 1GHz

2.4GHz WIFI 802.11ax HE20 (LF)

WIFI Ant. 1+2	Note	Frequency (MHz)	Level (dBμV/m)	Margin (dB)	Limit Line (dBμV/m)	Read Level (dBμV)	Antenna Factor (dB/m)	Path Loss (dB)	Preamp Factor (dB)	Ant Pos (cm)	Table Pos (deg)	Peak Avg. (P/A)	Pol. (H/V)
2.4GHz 802.11ax HE20 LF		87.78	32.92	-7.08	40	49.36	14.46	1.39	32.29	-	-	P	H
		152.31	33.7	-9.8	43.5	47.05	17.04	1.89	32.28	-	-	P	H
		218.73	30.35	-15.65	46	45.19	15.22	2.26	32.32	-	-	P	H
		365.1	26.73	-19.27	46	35.36	20.85	2.93	32.41	-	-	P	H
		542.2	31.22	-14.78	46	36.08	24.14	3.59	32.59	-	-	P	H
		892.9	35.8	-10.2	46	34.39	28.53	4.66	31.78	-	-	P	H
													H
													H
													H
													H
													H
													H
		51.33	33.96	-6.04	40	51.67	13.68	0.91	32.3	-	-	P	V
		151.23	33.36	-10.14	43.5	46.64	17.11	1.89	32.28	-	-	P	V
		218.73	23.06	-22.94	46	37.9	15.22	2.26	32.32	-	-	P	V
		365.1	23.93	-22.07	46	32.56	20.85	2.93	32.41	-	-	P	V
		526.1	29.78	-16.22	46	35.06	23.77	3.53	32.58	-	-	P	V
		542.2	36.08	-9.92	46	40.94	24.14	3.59	32.59	-	-	P	V
													V
													V
													V
													V
													V
													V
Remark	1. No other spurious found. 2. All results are PASS against limit line. 3. The emission position marked as "-" means no suspected emission found and emission level has at least 6dB margin against limit or emission is noise floor only.												

Note symbol

*	**Fundamental Frequency** which can be ignored. However, the level of any unwanted emissions shall not exceed the level of the fundamental frequency.
!	Test result is **Margin** line.
P/A	**P**eak or **A**verage
H/V	**H**orizontal or **V**ertical

A calculation example for radiated spurious emission is shown as below:

WIFI Ant. 1+2	Note	Frequency (MHz)	Level (dBμV/m)	Margin (dB)	Limit Line (dBμV/m)	Read Level (dBμV)	Antenna Factor (dB/m)	Path Loss (dB)	Preamp Factor (dB)	Ant Pos (cm)	Table Pos (deg)	Peak Avg. (P/A)	Pol. (H/V)
802.11b CH 01 2412MHz		2390	55.45	-18.55	74	54.51	32.22	4.58	35.86	103	308	P	H
		2390	43.54	-10.46	54	42.6	32.22	4.58	35.86	103	308	A	H

1. Path Loss(dB) = Cable loss(dB) + Filter loss(dB) + Attenuator loss(dB)
2. Level(dBμV/m) =

Antenna Factor(dB/m) + Path Loss(dB) + Read Level(dBμV) - Preamp Factor(dB)

3. Margin (dB) = Level(dBμV/m) – Limit Line(dBμV/m)

For Peak Limit @ 2390MHz:

1. Level(dBμV/m)

= Antenna Factor(dB/m) + Path Loss(dB) + Read Level(dBμV) - Preamp Factor(dB)

= 32.22(dB/m) + 4.58(dB) + 54.51(dBμV) – 35.86 (dB)

= 55.45 (dBμV/m)

2. Margin (dB)

= Level(dBμV/m) – Limit Line(dBμV/m)

= 55.45(dBμV/m) – 74(dBμV/m)

= -18.55(dB)

For Average Limit @ 2390MHz:

1. Level(dBμV/m)

= Antenna Factor(dB/m) + Path Loss(dB) + Read Level(dBμV) - Preamp Factor(dB)

= 32.22(dB/m) + 4.58(dB) + 42.6(dBμV) – 35.86 (dB)

= 43.54 (dBμV/m)

2. Margin (dB)

= Level(dBμV/m) – Limit Line(dBμV/m)

= 43.54(dBμV/m) – 54(dBμV/m)

= -10.46(dB)

Both peak and average measured complies with the limit line, so test result is “PASS”.

Appendix D. Radiated Spurious Emission Plots

Test Engineer :	Hao Qun, Gary Guo and Steven Wu	**Temperature :**	20~25°C
		Relative Humidity :	50~65%

Note symbol

-L	**Low channel location**
-R	**High channel location**

2.4GHz 2400~2483.5MHz

WIFI 802.11b (Band Edge @ 3m)

WIFI	2.4GHz 2400~2483.5MHz Band Edge @ 3m	
ANT	802.11b CH01 2412MHz	
1+2	Horizontal	Fundamental
Peak	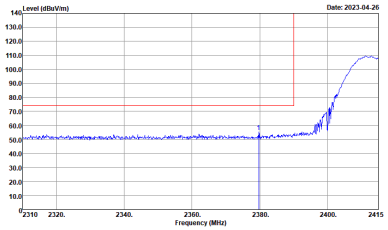	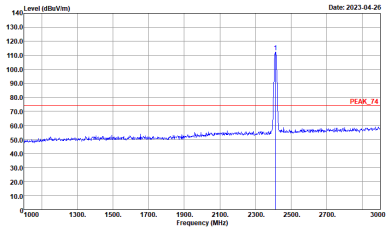
Avg.	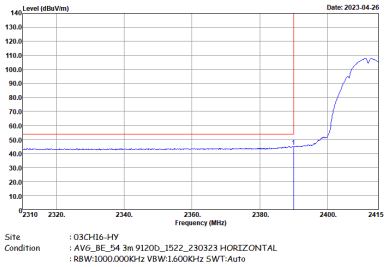	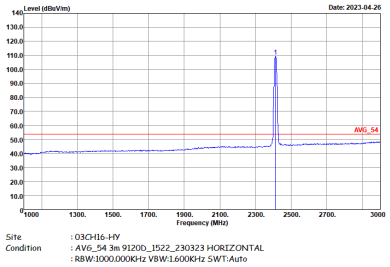

WIFI	2.4GHz 2400~2483.5MHz Band Edge @ 3m	
ANT	802.11b CH01 2412MHz	
1+2	Vertical	Fundamental
Peak	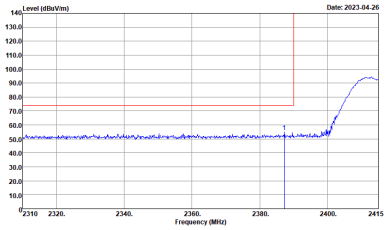	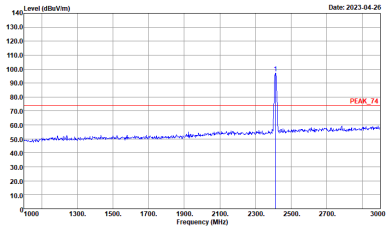
Avg.	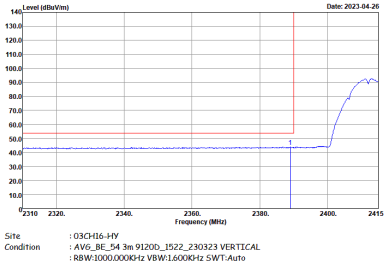	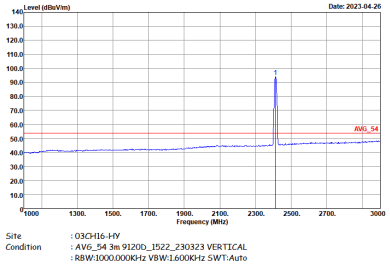

WIFI	2.4GHz 2400~2483.5MHz Band Edge @ 3m	
ANT	802.11b CH06 2437MHz - L	
1+2	Horizontal	Fundamental
Peak	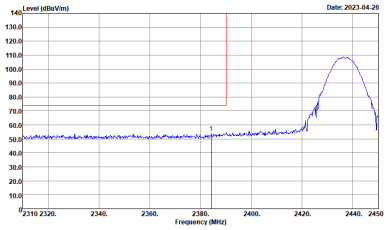	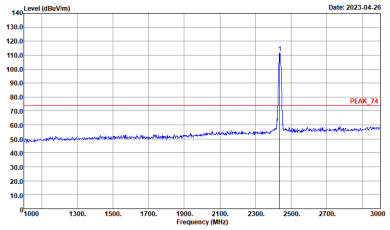
Avg.	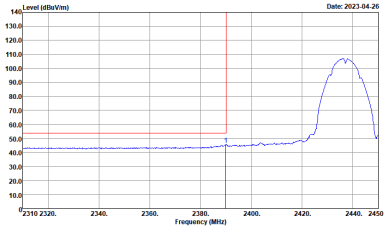	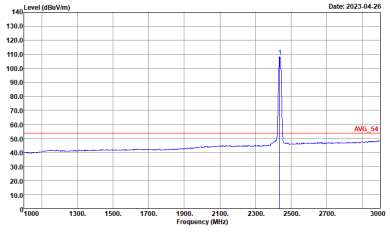

WIFI	2.4GHz 2400~2483.5MHz Band Edge @ 3m	
ANT	802.11b CH06 2437MHz - R	
1+2	Horizontal	Fundamental
Peak	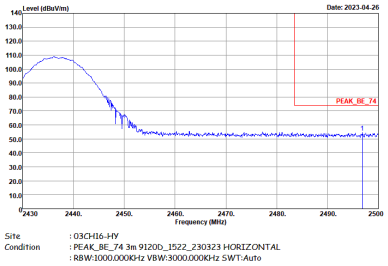	Left blank
Avg.	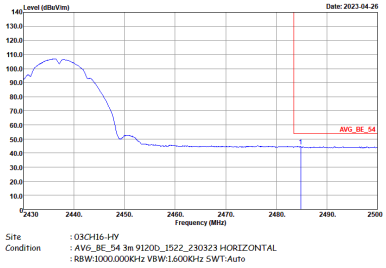	Left blank

WIFI	2.4GHz 2400~2483.5MHz Band Edge @ 3m	
ANT	802.11b CH06 2437MHz - L	
1+2	Vertical	Fundamental
Peak	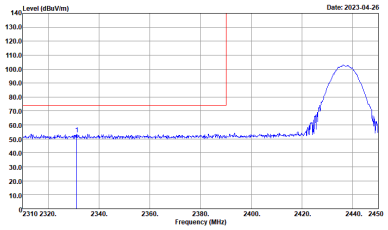	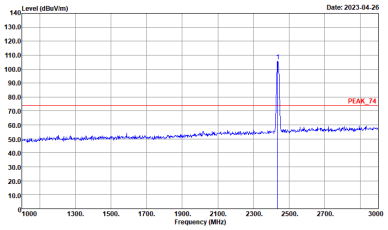
Avg.	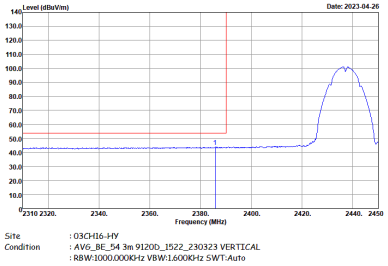	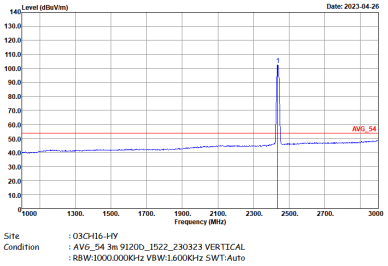

WIFI	2.4GHz 2400~2483.5MHz Band Edge @ 3m	
ANT	802.11b CH06 2437MHz - R	
1+2	Vertical	Fundamental
Peak	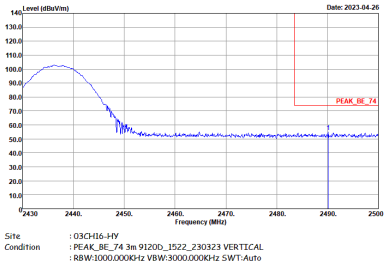	Left blank
Avg.	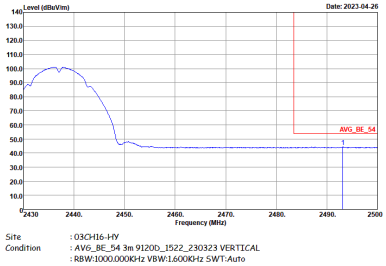	Left blank

WIFI	2.4GHz 2400~2483.5MHz Band Edge @ 3m	
ANT	802.11b CH11 2462MHz	
1+2	Horizontal	Fundamental
Peak	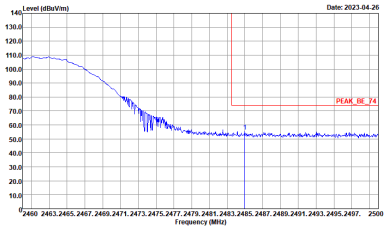 Site : 03CH16-HY Condition : PEAK_BE_74 3m 9120D_1522_230323 HORIZONTAL : RBW:1000.000KHz VBW:3000.000KHz SWT:Auto	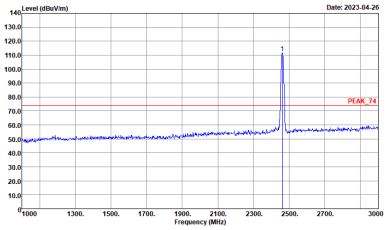 Site : 03CH16-HY Condition : PEAK_74 3m 9120D_1522_230323 HORIZONTAL : RBW:1000.000KHz VBW:3000.000KHz SWT:Auto
Avg.	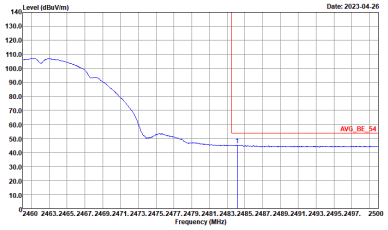 Site : 03CH16-HY Condition : AVG_BE_54 3m 9120D_1522_230323 HORIZONTAL : RBW:1000.000KHz VBW:1600KHz SWT:Auto	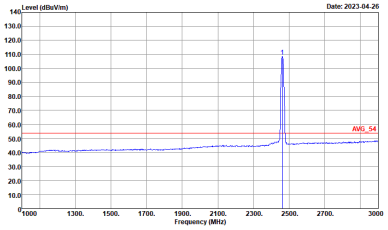 Site : 03CH16-HY Condition : AVG_54 3m 9120D_1522_230323 HORIZONTAL : RBW:1000.000KHz VBW:1600KHz SWT:Auto

WIFI	2.4GHz 2400~2483.5MHz Band Edge @ 3m	
ANT	802.11b CH11 2462MHz	
1+2	Vertical	Fundamental
Peak	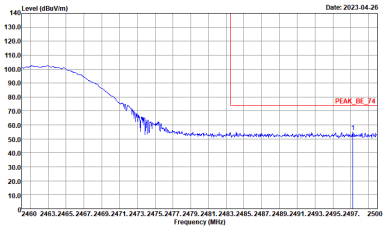 Site : 03CH16-HY Condition : PEAK_BE_74 3m 9120D_1522_230323 VERTICAL : RBW:1000.000KHz VBW:3000.000KHz SWT:Auto	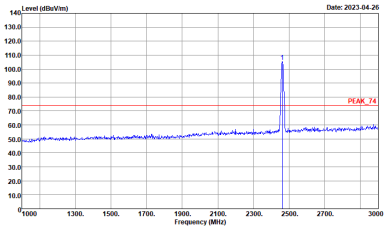 Site : 03CH16-HY Condition : PEAK_74 3m 9120D_1522_230323 VERTICAL : RBW:1000.000KHz VBW:3000.000KHz SWT:Auto
Avg.	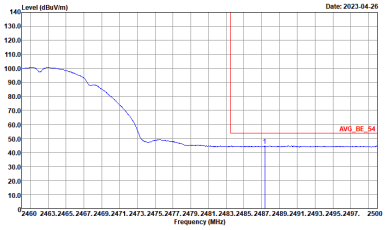 Site : 03CH16-HY Condition : AVG_BE_54 3m 9120D_1522_230323 VERTICAL : RBW:1000.000KHz VBW:1600KHz SWT:Auto	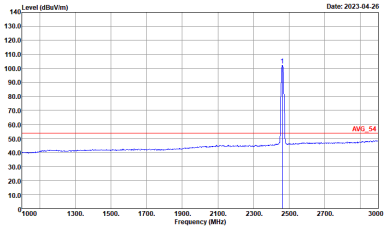 Site : 03CH16-HY Condition : AVG_54 3m 9120D_1522_230323 VERTICAL : RBW:1000.000KHz VBW:1600KHz SWT:Auto

2.4GHz 2400~2483.5MHz

WIFI 802.11g (Band Edge @ 3m)

WIFI	2.4GHz 2400~2483.5MHz Band Edge @ 3m	
ANT	802.11g CH01 2412MHz	
1+2	Horizontal	Fundamental
Peak	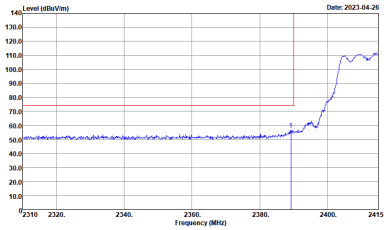	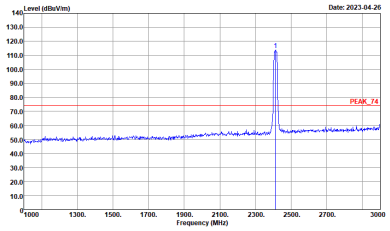
Avg.	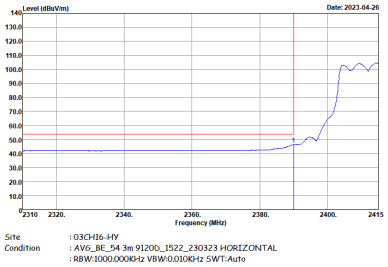	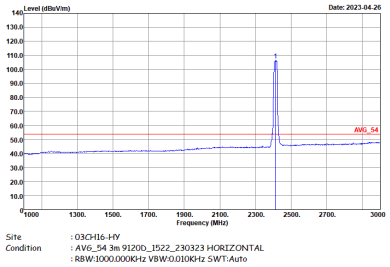

WIFI	2.4GHz 2400~2483.5MHz Band Edge @ 3m	
ANT	802.11g CH01 2412MHz	
1+2	Vertical	Fundamental
Peak	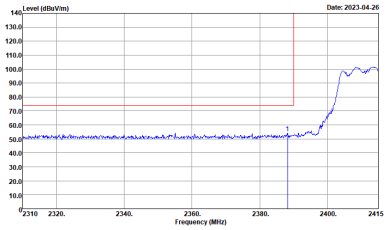	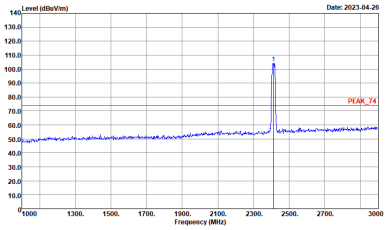
Avg.	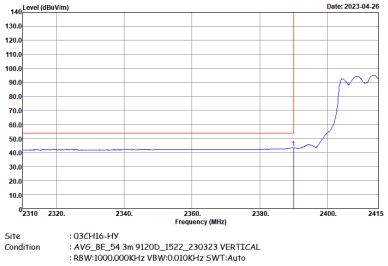	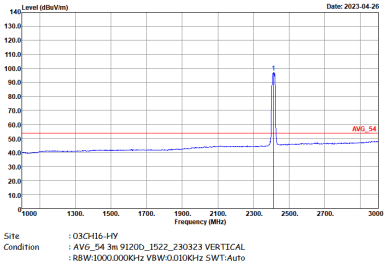

WIFI	2.4GHz 2400~2483.5MHz Band Edge @ 3m	
ANT	802.11g CH06 2437MHz - L	
1+2	Horizontal	Fundamental
Peak	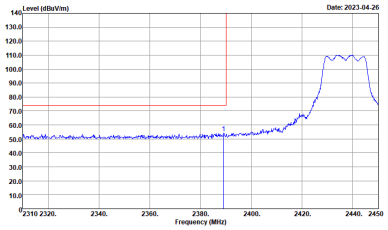	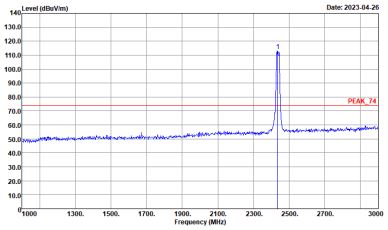
Avg.	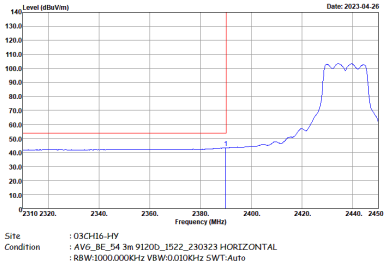	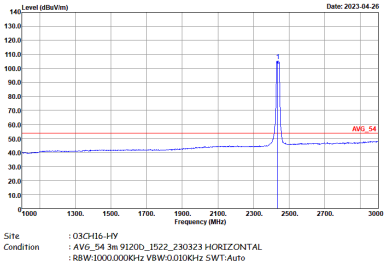

WIFI	2.4GHz 2400~2483.5MHz Band Edge @ 3m	
ANT	802.11g CH06 2437MHz - R	
1+2	Horizontal	Fundamental
Peak	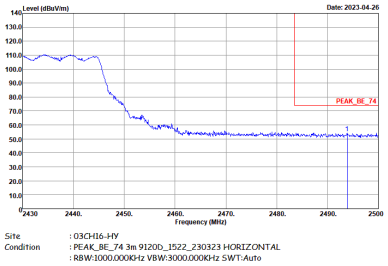	Left blank
Avg.	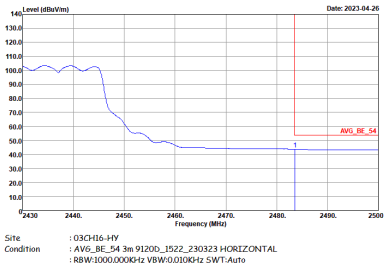	Left blank

WIFI	2.4GHz 2400~2483.5MHz Band Edge @ 3m	
ANT	802.11g CH06 2437MHz - L	
1+2	Vertical	Fundamental
Peak	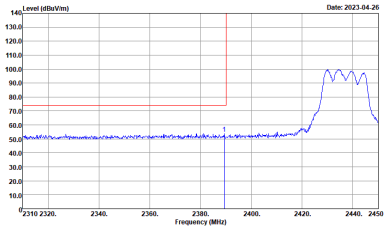	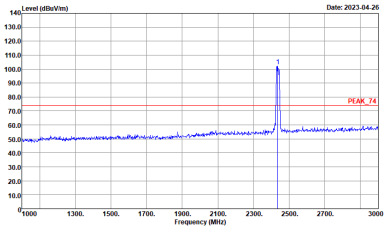
Avg.	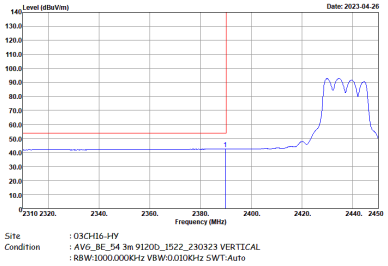	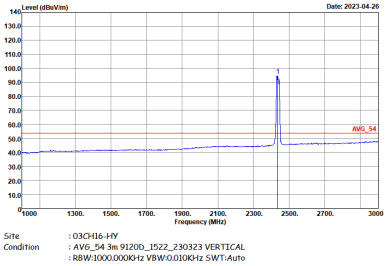

WIFI	2.4GHz 2400~2483.5MHz Band Edge @ 3m	
ANT	802.11g CH06 2437MHz - R	
1+2	Vertical	Fundamental
Peak	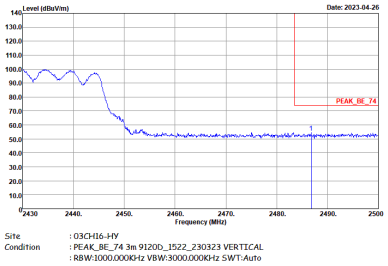	Left Blank
Avg.	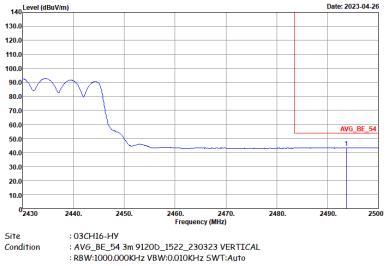	Left Blank

WIFI	2.4GHz 2400~2483.5MHz Band Edge @ 3m	
ANT	802.11g CH11 2462MHz	
1+2	Horizontal	Fundamental
Peak	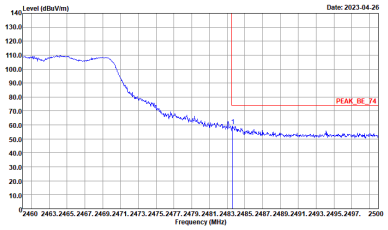 Site : 03CH16-HY Condition : PEAK_BE_74 3m 9120D_1522_230323 HORIZONTAL : RBW:1000.000KHz VBW:3000.000KHz SWT:Auto	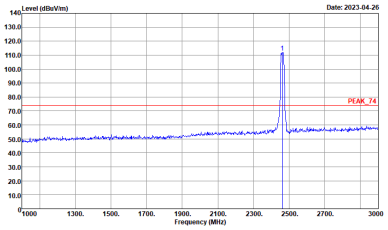 Site : 03CH16-HY Condition : PEAK_74 3m 9120D_1522_230323 HORIZONTAL : RBW:1000.000KHz VBW:3000.000KHz SWT:Auto
Avg.	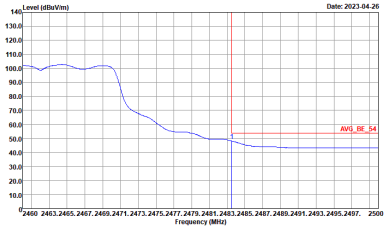 Site : 03CH16-HY Condition : AVG_BE_54 3m 9120D_1522_230323 HORIZONTAL : RBW:1000.000KHz VBW:0.010KHz SWT:Auto	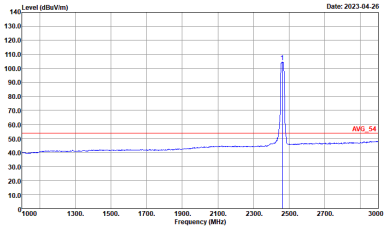 Site : 03CH16-HY Condition : AVG_54 3m 9120D_1522_230323 HORIZONTAL : RBW:1000.000KHz VBW:0.010KHz SWT:Auto

WIFI	2.4GHz 2400~2483.5MHz Band Edge @ 3m	
ANT	802.11g CH11 2462MHz	
1+2	Vertical	Fundamental
Peak	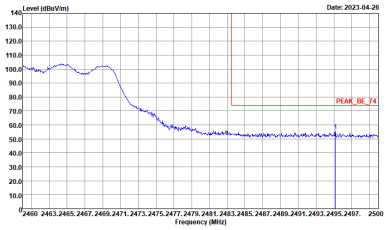 Site : 03CH16-HY Condition : PEAK_BE_74 3m 9120D_1522_230323 VERTICAL : RBW:1000.000KHz VBW:3000.000KHz SWT:Auto	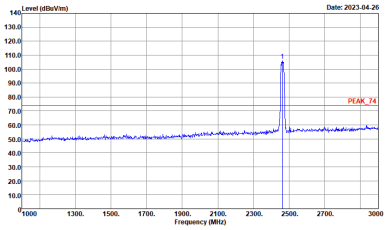 Site : 03CH16-HY Condition : PEAK_74 3m 9120D_1522_230323 VERTICAL : RBW:1000.000KHz VBW:3000.000KHz SWT:Auto
Avg.	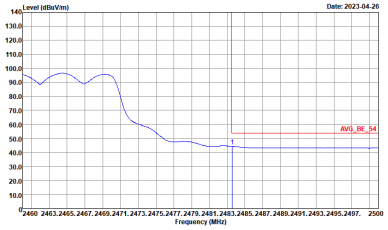 Site : 03CH16-HY Condition : AVG_BE_54 3m 9120D_1522_230323 VERTICAL : RBW:1000.000KHz VBW:0.010KHz SWT:Auto	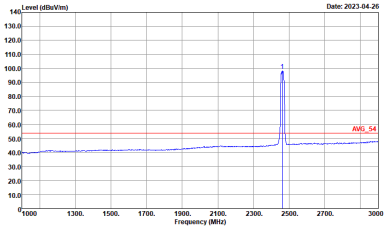 Site : 03CH16-HY Condition : AVG_54 3m 9120D_1522_230323 VERTICAL : RBW:1000.000KHz VBW:0.010KHz SWT:Auto

2.4GHz 2400~2483.5MHz

WIFI 802.11ax HE20 Full (Band Edge @ 3m)

WIFI	2.4GHz 2400~2483.5MHz Band Edge @ 3m	
ANT	802.11ax HE20 Full CH01 2412MHz	
1+2	Horizontal	Fundamental
Peak	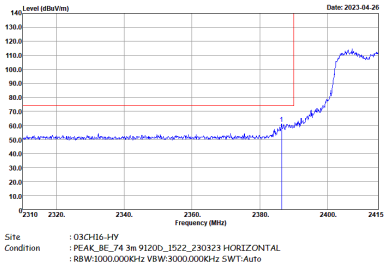	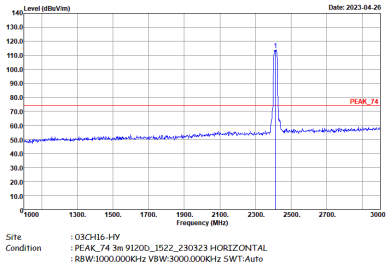
Avg.	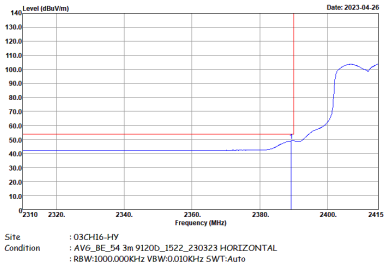	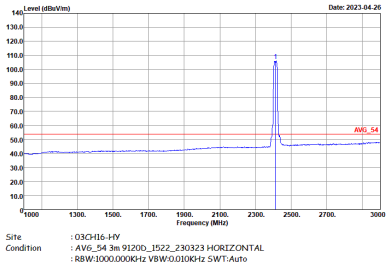

WIFI	2.4GHz 2400~2483.5MHz Band Edge @ 3m	
ANT	802.11ax HE20 Full CH01 2412MHz	
1+2	Vertical	Fundamental
Peak	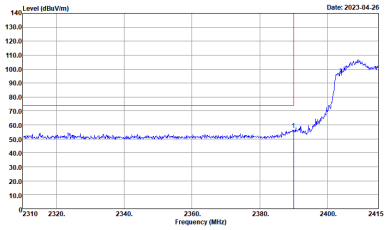	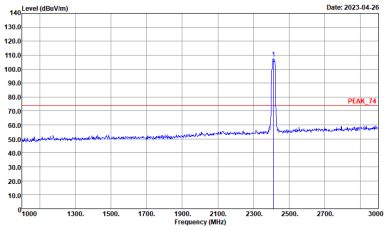
Avg.	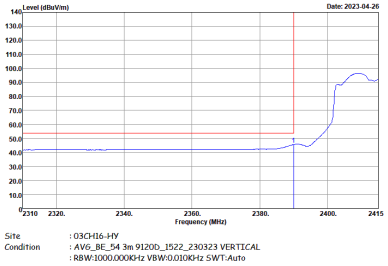	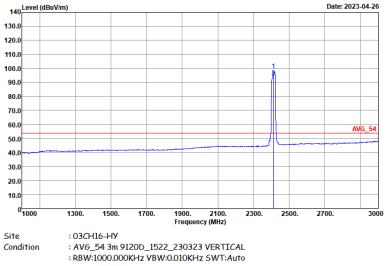

WIFI	2.4GHz 2400~2483.5MHz Band Edge @ 3m	
ANT	802.11ax HE20 Full CH06 2437MHz - L	
1+2	Horizontal	Fundamental
Peak	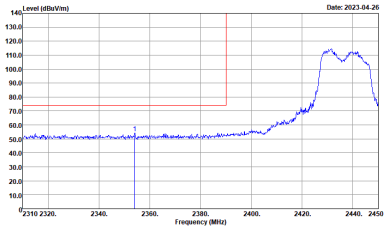	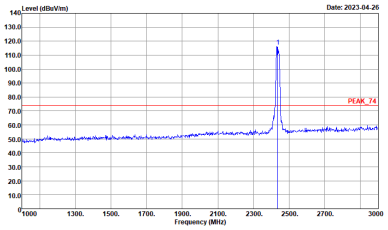
Avg.	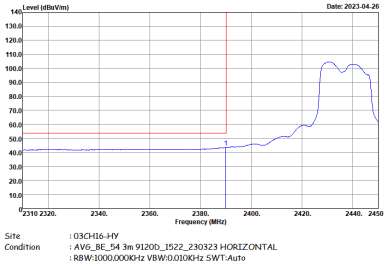	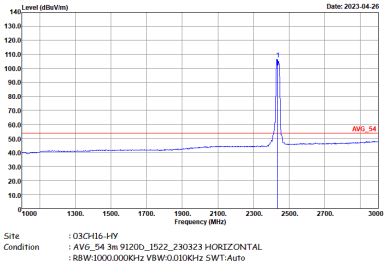

WIFI	2.4GHz 2400~2483.5MHz Band Edge @ 3m	
ANT	802.11ax HE20 Full CH06 2437MHz - R	
1+2	Horizontal	Fundamental
Peak	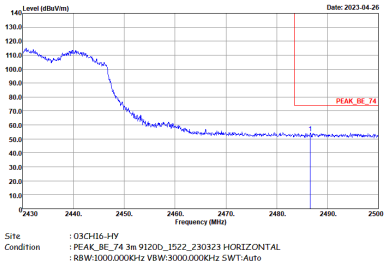	Left blank
Avg.	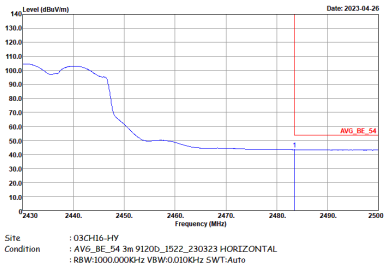	Left blank

WIFI	2.4GHz 2400~2483.5MHz Band Edge @ 3m	
ANT	802.11ax HE20 Full CH06 2437MHz - L	
1+2	Vertical	Fundamental
Peak	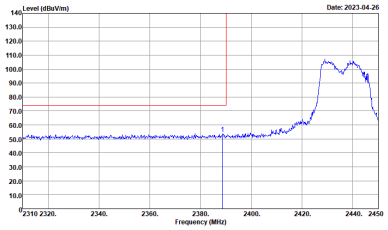	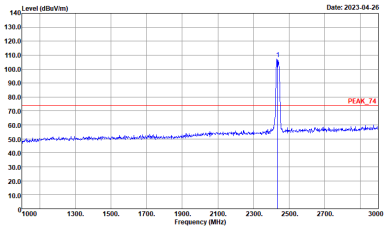
Avg.	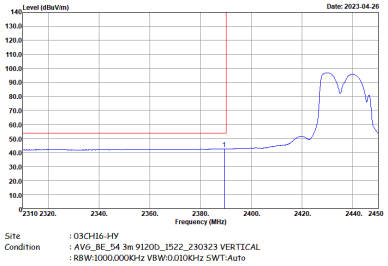	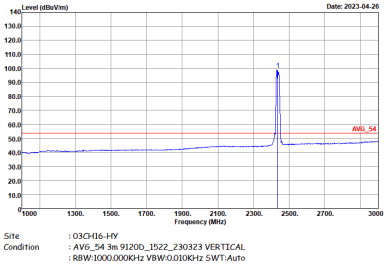

WIFI	2.4GHz 2400~2483.5MHz Band Edge @ 3m	
ANT	802.11ax HE20 Full CH06 2437MHz - R	
1+2	Vertical	Fundamental
Peak	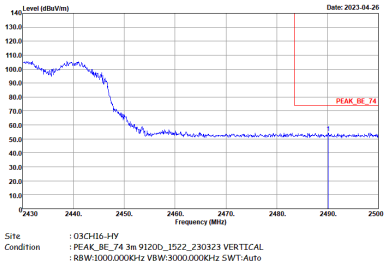	Left blank
Avg.	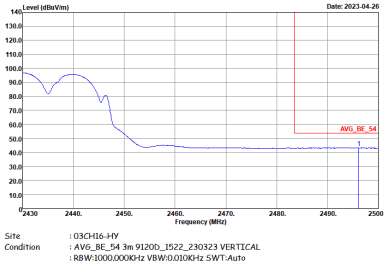	Left blank

WIFI	2.4GHz 2400~2483.5MHz Band Edge @ 3m	
ANT	802.11ax HE20 Full CH11 2462MHz	
1+2	Horizontal	Fundamental
Peak	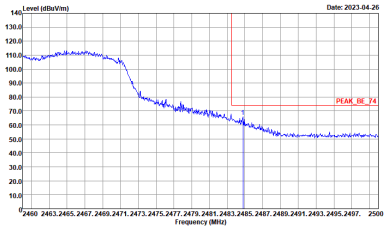	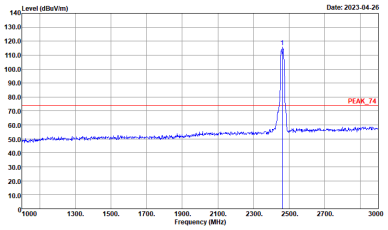
Avg.	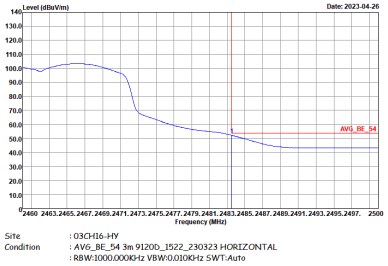	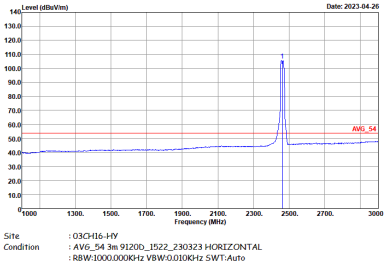

WIFI	2.4GHz 2400~2483.5MHz Band Edge @ 3m	
ANT	802.11ax HE20 Full CH11 2462MHz	
1+2	Vertical	Fundamental
Peak	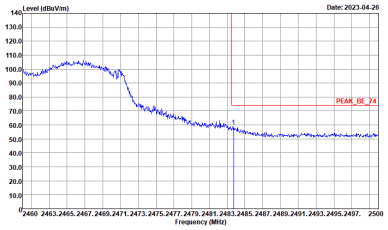 Site : 03CH16-HY Condition : PEAK_BE_74 3m 9120D_1522_230323 VERTICAL : RBW:1000.000KHz VBW:3000.000KHz SWT:Auto	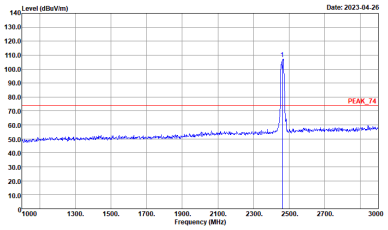 Site : 03CH16-HY Condition : PEAK_74 3m 9120D_1522_230323 VERTICAL : RBW:1000.000KHz VBW:3000.000KHz SWT:Auto
Avg.	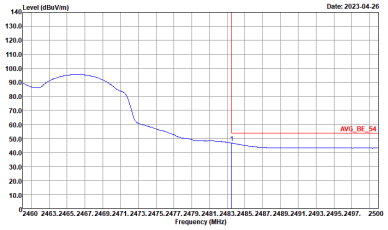 Site : 03CH16-HY Condition : AVG_BE_54 3m 9120D_1522_230323 VERTICAL : RBW:1000.000KHz VBW:0.010KHz SWT:Auto	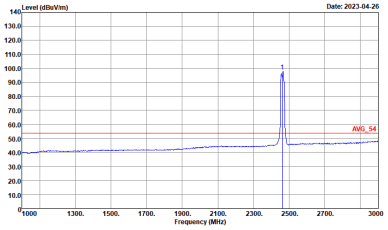 Site : 03CH16-HY Condition : AVG_54 3m 9120D_1522_230323 VERTICAL : RBW:1000.000KHz VBW:0.010KHz SWT:Auto

2.4GHz 2400~2483.5MHz

WIFI 802.11ax HE20 Partial 106 (Band Edge @ 3m)

WIFI	2.4GHz 2400~2483.5MHz Band Edge @ 3m	
ANT	802.11ax HE20 Partial 106/54 CH11 2462MHz	
1+2	Horizontal	Fundamental
Peak	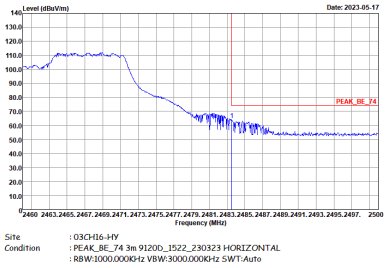	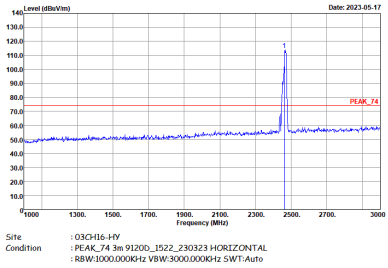
Avg.	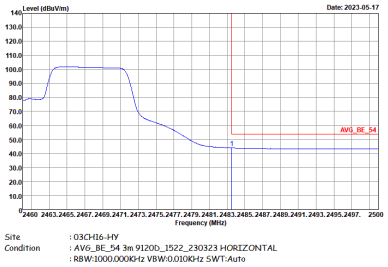	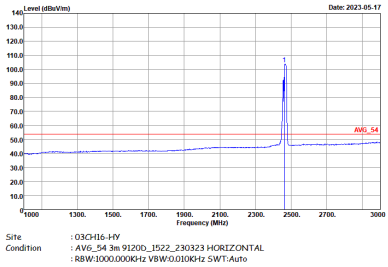

WIFI	2.4GHz 2400~2483.5MHz Band Edge @ 3m	
ANT	802.11ax HE20 Partial 106/54 CH11 2462MHz	
1+2	Vertical	Fundamental
Peak	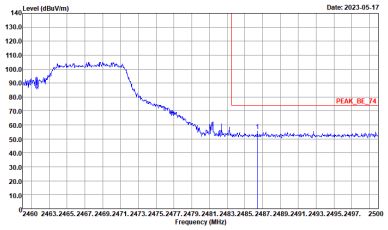 Site : 03CH16-HY Condition : PEAK_BE_74 3m 9120D_1522_230323 VERTICAL : RBW:1000.000KHz VBW:3000.000KHz SWT:Auto	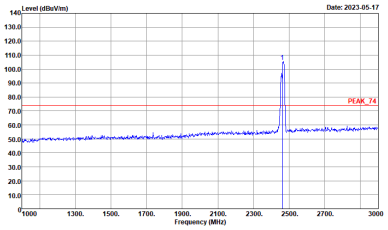 Site : 03CH16-HY Condition : PEAK_74 3m 9120D_1522_230323 VERTICAL : RBW:1000.000KHz VBW:3000.000KHz SWT:Auto
Avg.	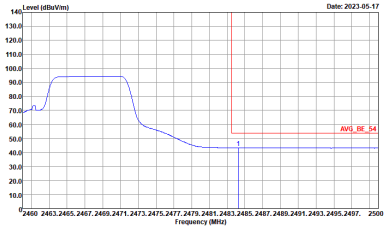 Site : 03CH16-HY Condition : AVG_BE_54 3m 9120D_1522_230323 VERTICAL : RBW:1000.000KHz VBW:0.010KHz SWT:Auto	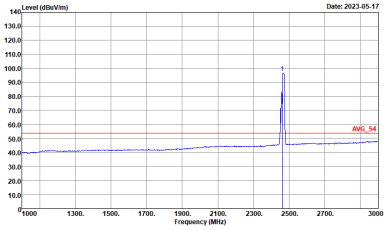 Site : 03CH16-HY Condition : AVG_54 3m 9120D_1522_230323 VERTICAL : RBW:1000.000KHz VBW:0.010KHz SWT:Auto

2.4GHz 2400~2483.5MHz

WIFI 802.11ax HE40 Full (Band Edge @ 3m)

WIFI	2.4GHz 2400~2483.5MHz Band Edge @ 3m	
ANT	802.11ax HE40 Full CH03 2422MHz - L	
1+2	Horizontal	Fundamental
Peak	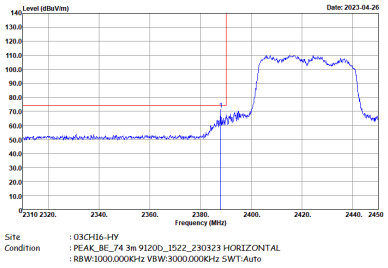	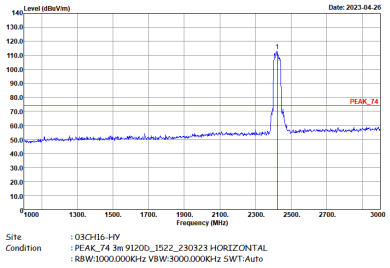
Avg.	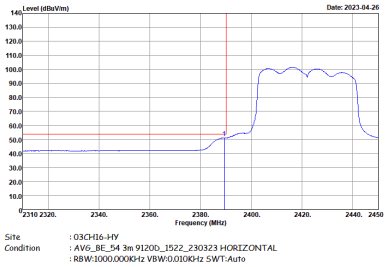	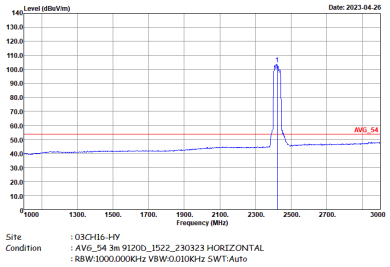

WIFI	2.4GHz 2400~2483.5MHz Band Edge @ 3m	
ANT	802.11ax HE40 Full CH03 2422MHz - R	
1+2	Horizontal	Fundamental
Peak	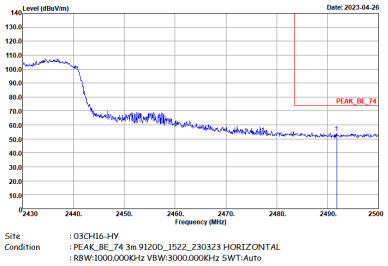	Left blank
Avg.	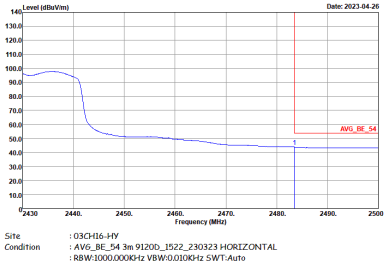	Left blank

WIFI	2.4GHz 2400~2483.5MHz Band Edge @ 3m	
ANT	802.11ax HE40 Full CH03 2422MHz - L	
1+2	Vertical	Fundamental
Peak	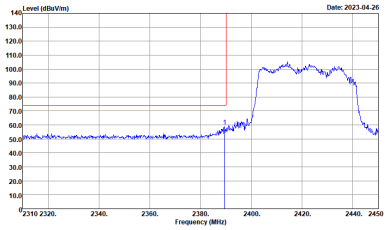	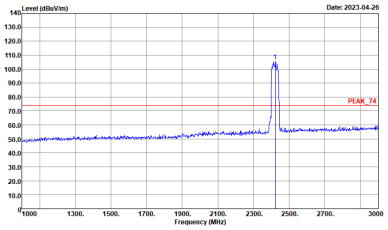
Avg.	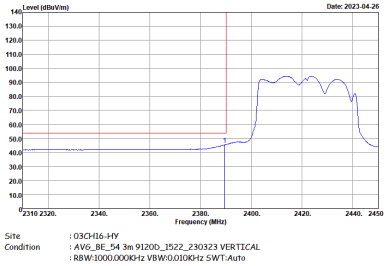	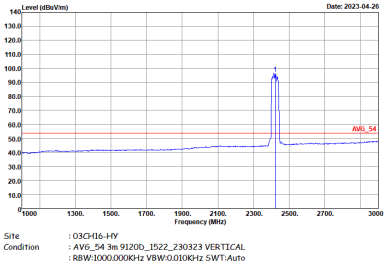

WIFI	2.4GHz 2400~2483.5MHz Band Edge @ 3m	
ANT	802.11ax HE40 Full CH03 2422MHz - R	
1+2	Vertical	Fundamental
Peak	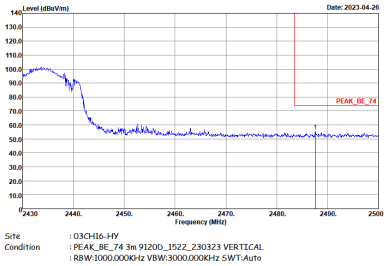	Left blank
Avg.	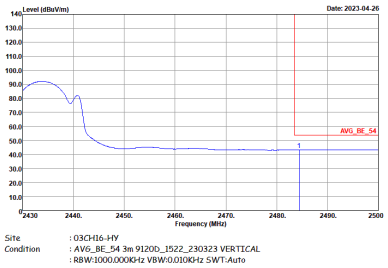	Left blank

WIFI	2.4GHz 2400~2483.5MHz Band Edge @ 3m	
ANT	802.11ax HE40 Full CH06 2437MHz - L	
1+2	Horizontal	Fundamental
Peak	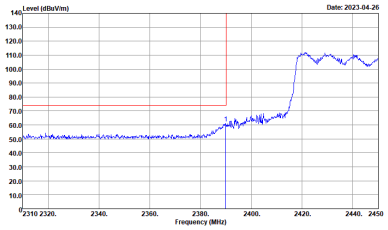 Site : 03CH16-HY Condition : PEAK_8E_74 3m 9120D_1522_230323 HORIZONTAL : RBW:1000.000KHz VBW:3000.000KHz SWT:Auto	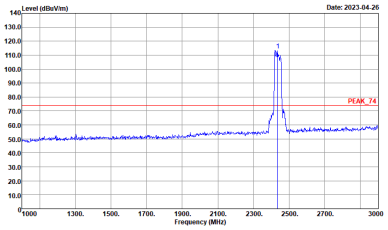 Site : 03CH16-HY Condition : PEAK_74 3m 9120D_1522_230323 HORIZONTAL : RBW:1000.000KHz VBW:3000.000KHz SWT:Auto
Avg.	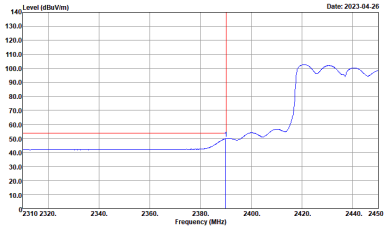 Site : 03CH16-HY Condition : AVG_8E_54 3m 9120D_1522_230323 HORIZONTAL : RBW:1000.000KHz VBW:0.010KHz SWT:Auto	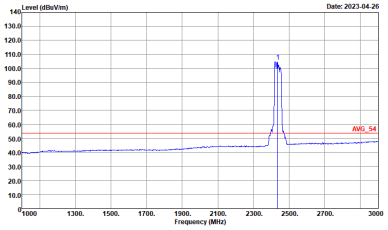 Site : 03CH16-HY Condition : AVG_54 3m 9120D_1522_230323 HORIZONTAL : RBW:1000.000KHz VBW:0.010KHz SWT:Auto

WIFI	2.4GHz 2400~2483.5MHz Band Edge @ 3m	
ANT	802.11ax HE40 Full CH06 2437MHz - R	
1+2	Horizontal	Fundamental
Peak	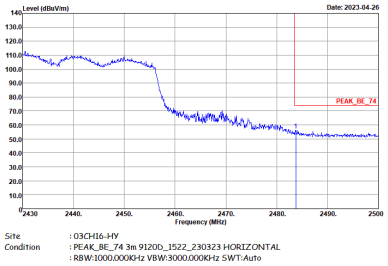	Left blank
Avg.	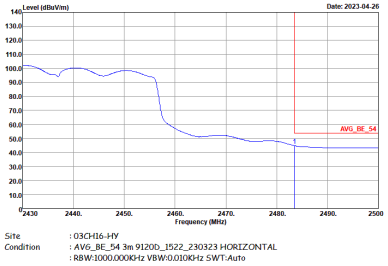	Left blank

WIFI	2.4GHz 2400~2483.5MHz Band Edge @ 3m	
ANT	802.11ax HE40 Full CH06 2437MHz - L	
1+2	Vertical	Fundamental
Peak	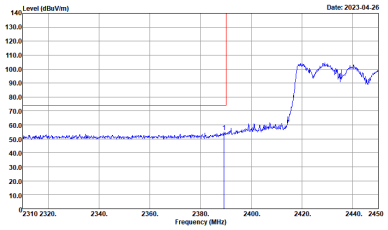	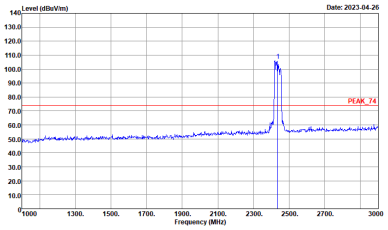
Avg.	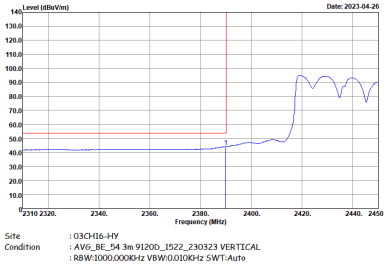	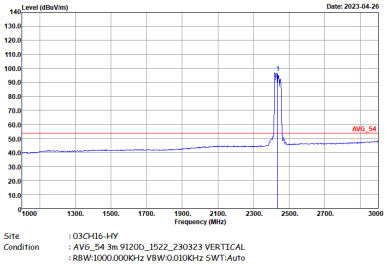

WIFI	2.4GHz 2400~2483.5MHz Band Edge @ 3m	
ANT	802.11ax HE40 Full CH06 2437MHz - R	
1+2	Vertical	Fundamental
Peak	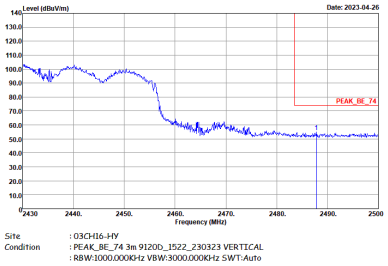	Left blank
Avg.	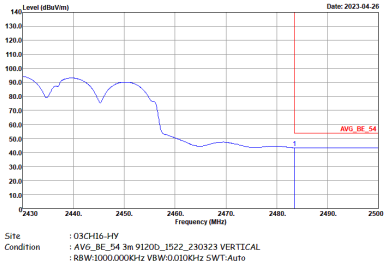	Left blank

WIFI	2.4GHz 2400~2483.5MHz Band Edge @ 3m	
ANT	802.11ax HE40 Full CH09 2452MHz - L	
1+2	Horizontal	Fundamental
Peak	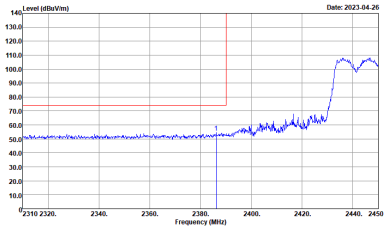	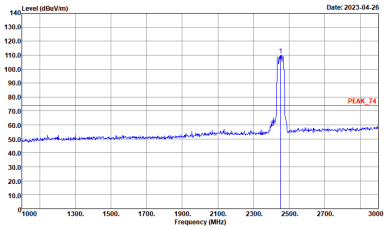
Avg.	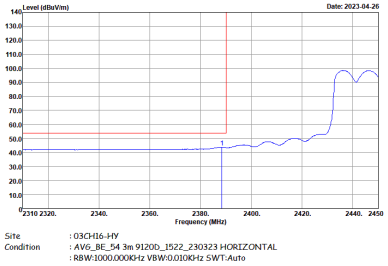	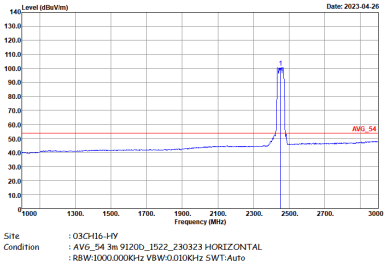

WIFI	2.4GHz 2400~2483.5MHz Band Edge @ 3m	
ANT	802.11ax HE40 Full CH09 2452MHz - R	
1+2	Horizontal	Fundamental
Peak	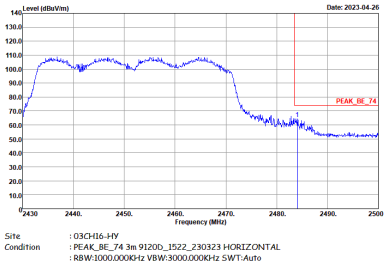	Left blank
Avg.	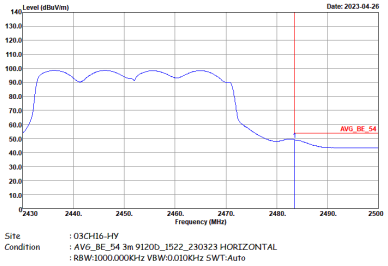	Left blank

WIFI	2.4GHz 2400~2483.5MHz Band Edge @ 3m	
ANT	802.11ax HE40 Full CH09 2452MHz - L	
1+2	Vertical	Fundamental
Peak	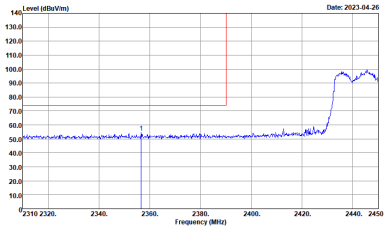	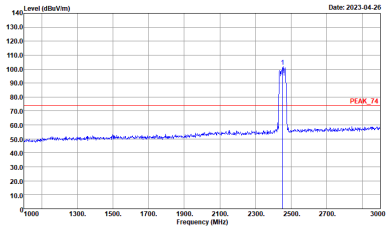
Avg.	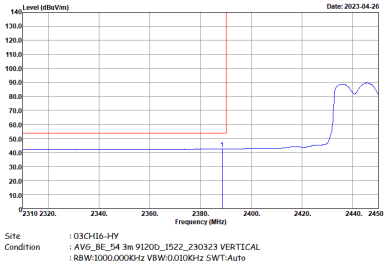	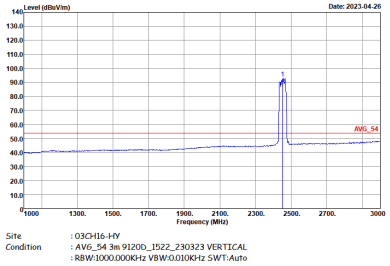

WIFI	2.4GHz 2400~2483.5MHz Band Edge @ 3m	
ANT	802.11ax HE40 Full CH09 2452MHz - R	
1+2	Vertical	Fundamental
Peak	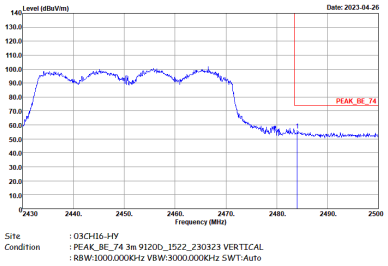	Left blank
Avg.	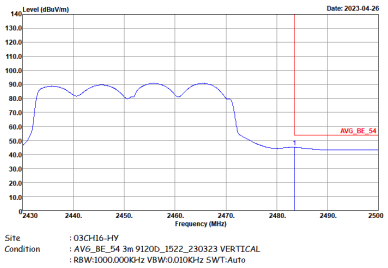	Left blank

2.4GHz 2400~2483.5MHz

WIFI 802.11b (Harmonic @ 3m)

WIFI	2.4GHz 2400~2483.5MHz Harmonic @ 3m	
ANT	802.11b CH01 2412MHz	
1+2	Horizontal	Vertical
Peak Avg.	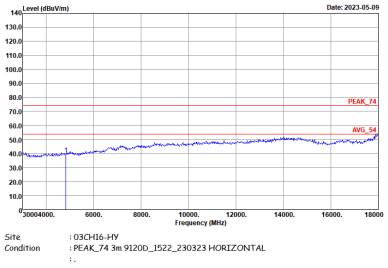	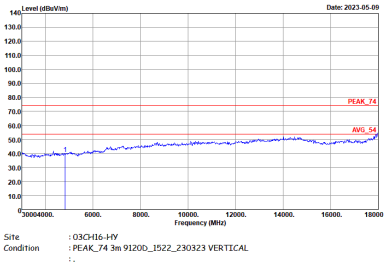

WIFI	2.4GHz 2400~2483.5MHz Harmonic @ 3m	
ANT	802.11b CH01 2412MHz	
1+2	Horizontal	Vertical
14.47G ~14.5G Avg.	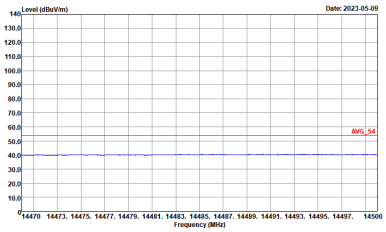	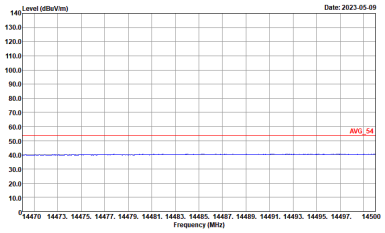
17.7G ~18G Avg.	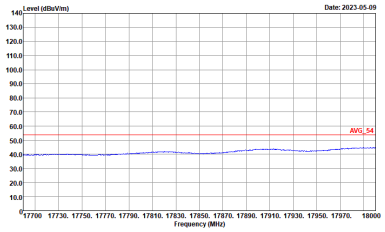	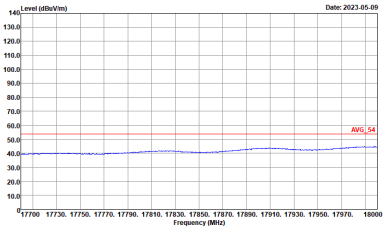

WIFI	2.4GHz 2400~2483.5MHz Harmonic @ 3m	
ANT	802.11b CH06 2437MHz	
1+2	Horizontal	Vertical
Peak Avg.	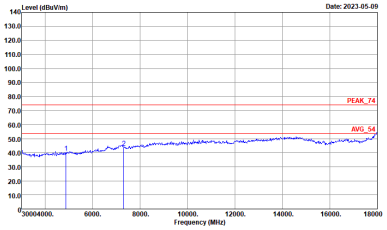 Site : 03CH16-HY Condition : PEAK_74 3m 9120D_1522_230323 HORIZONTAL	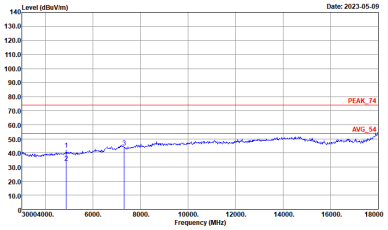 Site : 03CH16-HY Condition : PEAK_74 3m 9120D_1522_230323 VERTICAL

WIFI	2.4GHz 2400~2483.5MHz Harmonic @ 3m	
ANT	802.11b CH06 2437MHz	
1+2	Horizontal	Vertical
14.47G ~14.5G Avg.	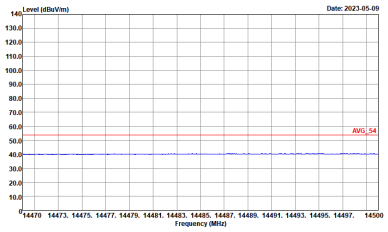	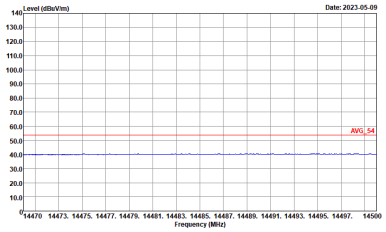
17.7G ~18G Avg.	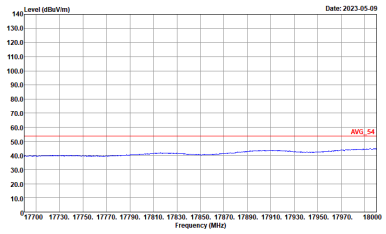	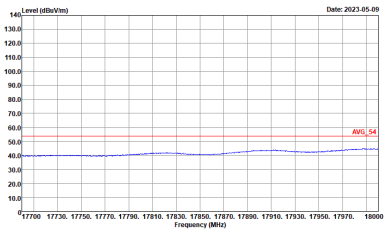

WIFI	2.4GHz 2400~2483.5MHz Harmonic @ 3m	
ANT	802.11b CH11 2462MHz	
1+2	Horizontal	Vertical
Peak Avg.	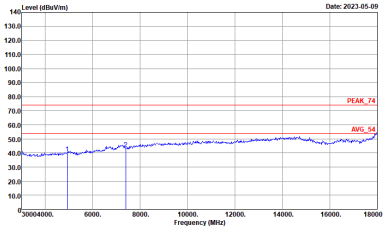 Site : 03CH16-HY Condition : PEAK_74 3m 9120D_1522_230323 HORIZONTAL	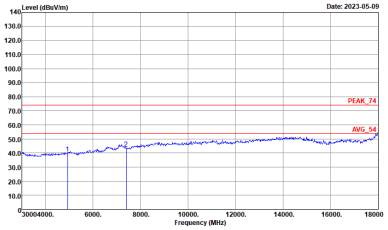 Site : 03CH16-HY Condition : PEAK_74 3m 9120D_1522_230323 VERTICAL

WIFI	2.4GHz 2400~2483.5MHz Harmonic @ 3m	
ANT	802.11b CH11 2462MHz	
1+2	Horizontal	Vertical
14.47G ~14.5G Avg.	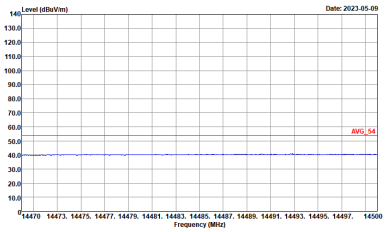	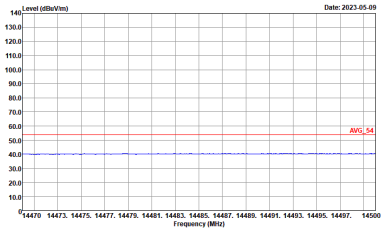
17.7G ~18G Avg.	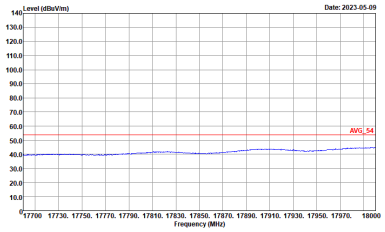	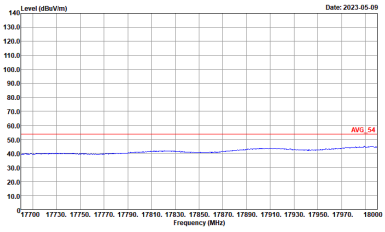

2.4GHz 2400~2483.5MHz

WIFI 802.11g (Harmonic @ 3m)

WIFI	2.4GHz 2400~2483.5MHz Harmonic @ 3m	
ANT	802.11g CH01 2412MHz	
1+2	Horizontal	Vertical
Peak Avg.	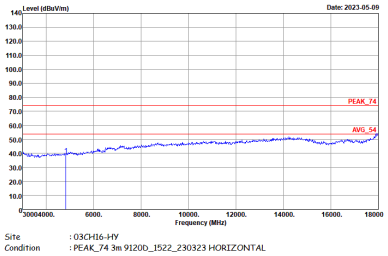	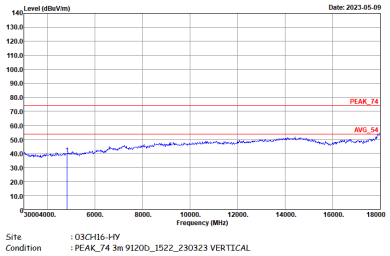

WIFI	2.4GHz 2400~2483.5MHz Harmonic @ 3m	
ANT	802.11g CH01 2412MHz	
1+2	Horizontal	Vertical
14.47G ~14.5G Avg.	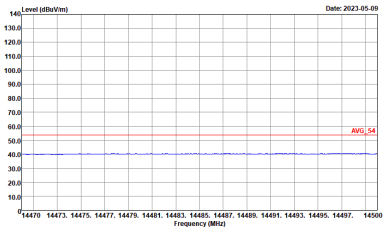 Site : 03CH16-HY Condition : AV6_54 3m 9120D_1522_230323 HORIZONTAL	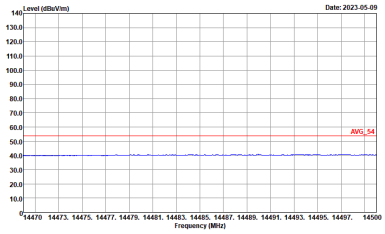 Site : 03CH16-HY Condition : AV6_54 3m 9120D_1522_230323 VERTICAL
17.7G ~18G Avg.	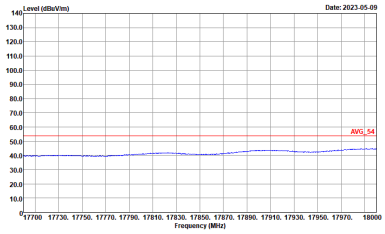 Site : 03CH16-HY Condition : AV6_54 3m 9120D_1522_230323 HORIZONTAL	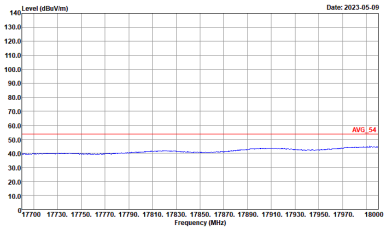 Site : 03CH16-HY Condition : AV6_54 3m 9120D_1522_230323 VERTICAL

WIFI	2.4GHz 2400~2483.5MHz Harmonic @ 3m	
ANT	802.11g CH06 2437MHz	
1+2	Horizontal	Vertical
Peak Avg.	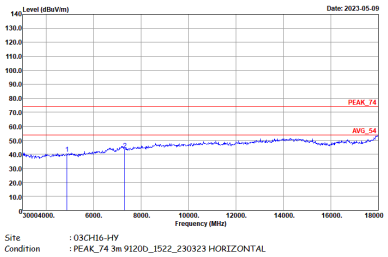	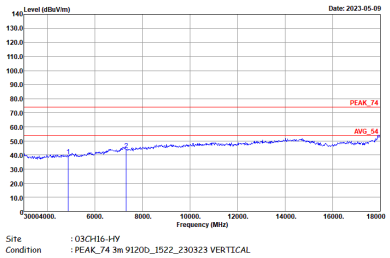

WIFI	2.4GHz 2400~2483.5MHz Harmonic @ 3m	
ANT	802.11g CH06 2437MHz	
1+2	Horizontal	Vertical
14.47G ~14.5G Avg.	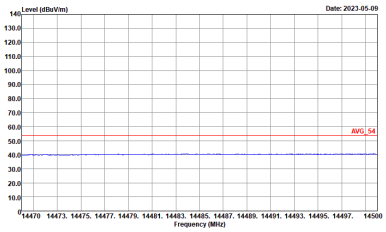	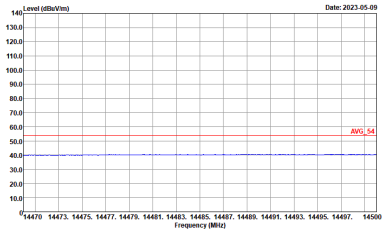
17.7G ~18G Avg.	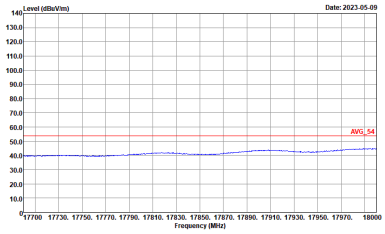	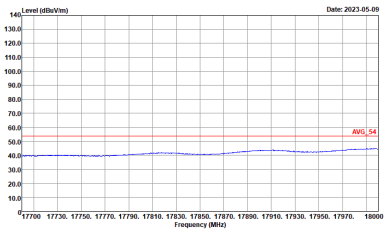

WIFI	2.4GHz 2400~2483.5MHz Harmonic @ 3m	
ANT	802.11g CH11 2462MHz	
1+2	Horizontal	Vertical
Peak Avg.	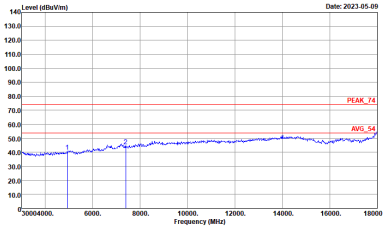 Site : 03CH16-HY Condition : PEAK_74 3m 9120D_1522_230323 HORIZONTAL	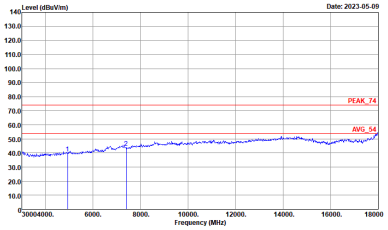 Site : 03CH16-HY Condition : PEAK_74 3m 9120D_1522_230323 VERTICAL

WIFI	2.4GHz 2400~2483.5MHz Harmonic @ 3m	
ANT	802.11g CH11 2462MHz	
1+2	Horizontal	Vertical
14.47G ~14.5G Avg.	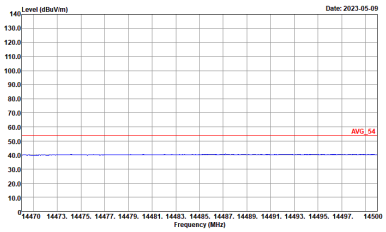	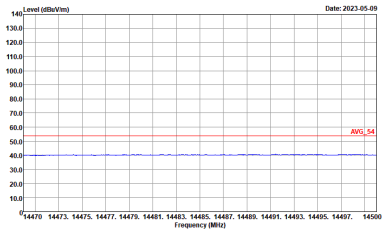
17.7G ~18G Avg.	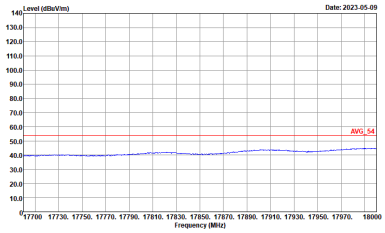	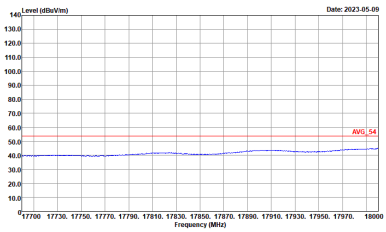

2.4GHz 2400~2483.5MHz

WIFI 802.11 ax HE20 Full (Harmonic @ 3m)

WIFI	2.4GHz 2400~2483.5MHz Harmonic @ 3m	
ANT	802.11 ax HE20 Full CH01 2412MHz	
1+2	Horizontal	Vertical
Peak Avg.	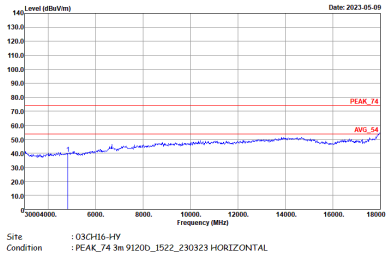	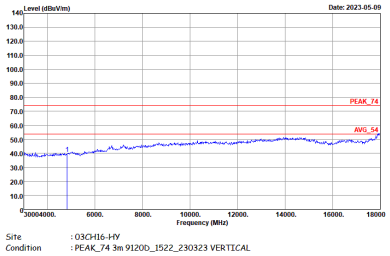

WIFI	2.4GHz 2400~2483.5MHz Harmonic @ 3m	
ANT	802.11 ax HE20 Full CH01 2412MHz	
1+2	Horizontal	Vertical
14.47G ~14.5G Avg.	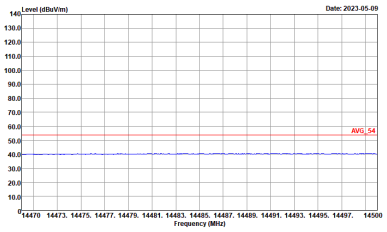	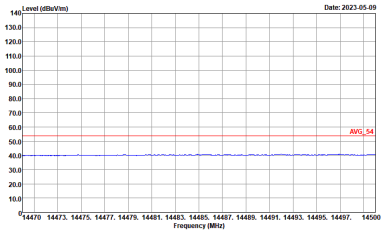
17.7G ~18G Avg.	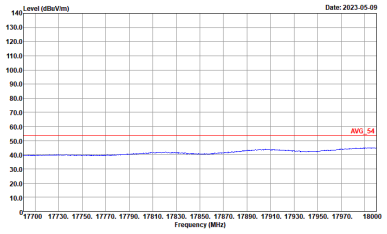	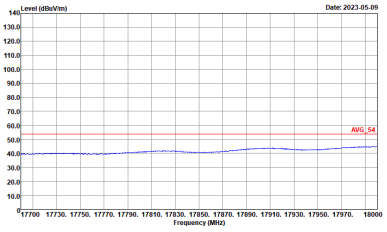

WIFI	2.4GHz 2400~2483.5MHz Harmonic @ 3m	
ANT	802.11 ax HE20 Full CH06 2437MHz	
1+2	Horizontal	Vertical
Peak Avg.	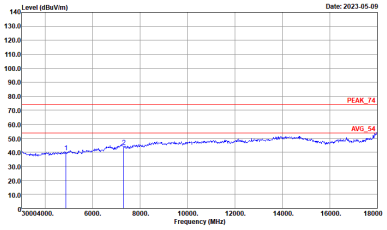 Site : 03CH16-HY Condition : PEAK_74 3m 9120D_1522_230323 HORIZONTAL	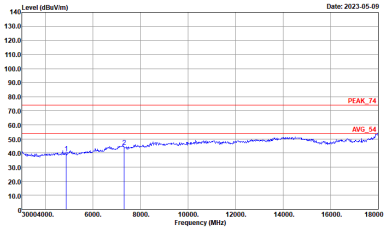 Site : 03CH16-HY Condition : PEAK_74 3m 9120D_1522_230323 VERTICAL

WIFI	2.4GHz 2400~2483.5MHz Harmonic @ 3m	
ANT	802.11 ax HE20 Full CH06 2437MHz	
1+2	Horizontal	Vertical
14.47G ~14.5G Avg.	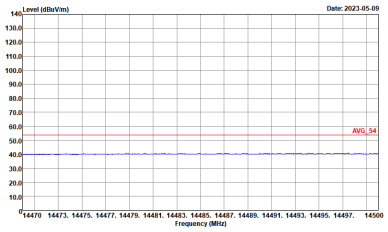 Site : 03CH16-HY Condition : AV6_54 3m 9120D_1522_230323 HORIZONTAL	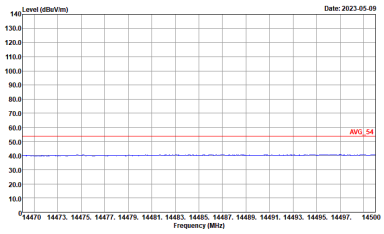 Site : 03CH16-HY Condition : AV6_54 3m 9120D_1522_230323 VERTICAL
17.7G ~18G Avg.	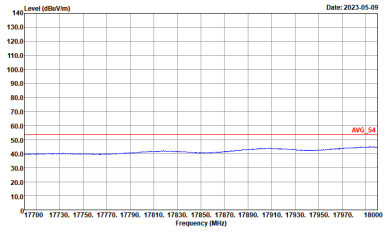 Site : 03CH16-HY Condition : AV6_54 3m 9120D_1522_230323 HORIZONTAL	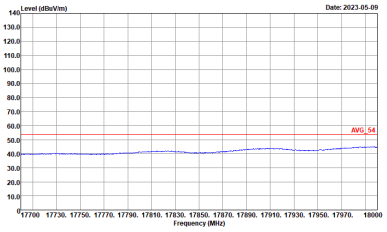 Site : 03CH16-HY Condition : AV6_54 3m 9120D_1522_230323 VERTICAL

WIFI	2.4GHz 2400~2483.5MHz Harmonic @ 3m	
ANT	802.11 ax HE20 Full CH11 2462MHz	
1+2	Horizontal	Vertical
Peak Avg.	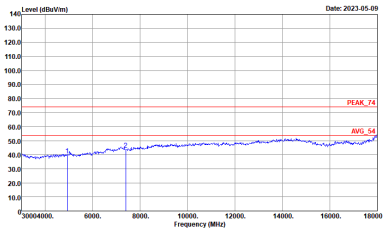	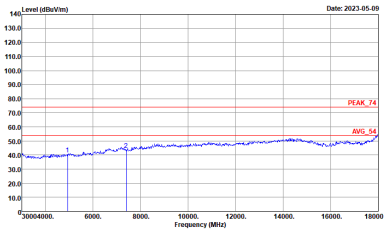

WIFI	2.4GHz 2400~2483.5MHz Harmonic @ 3m	
ANT	802.11 ax HE20 Full CH11 2462MHz	
1+2	Horizontal	Vertical
14.47G ~14.5G Avg.	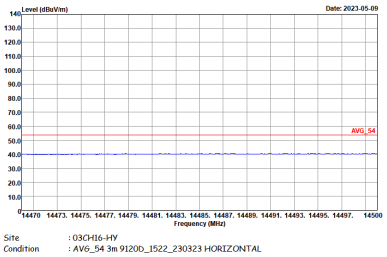	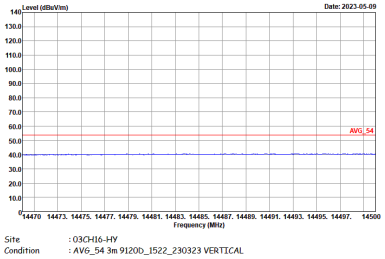
17.7G ~18G Avg.	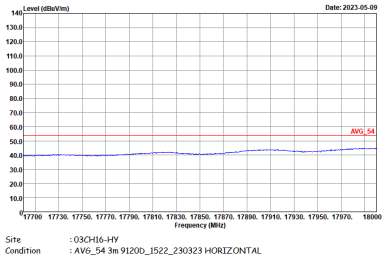	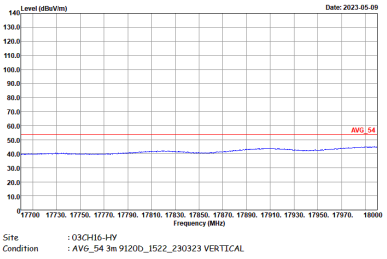

2.4GHz 2400~2483.5MHz

WIFI 802.11 ax HE40 Full (Harmonic @ 3m)

WIFI	2.4GHz 2400~2483.5MHz Harmonic @ 3m	
ANT	802.11 ax HE40 Full CH03 2422MHz	
1+2	Horizontal	Vertical
Peak Avg.	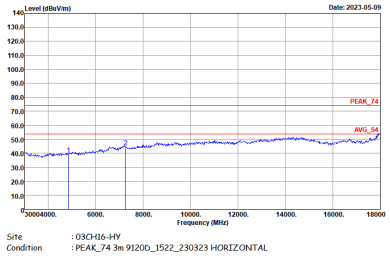	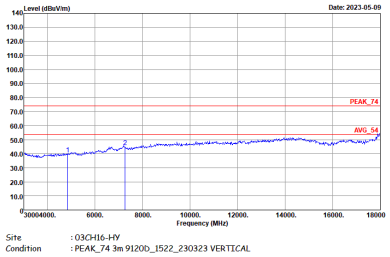

WIFI	2.4GHz 2400~2483.5MHz Harmonic @ 3m	
ANT	802.11 ax HE40 Full CH03 2422MHz	
1+2	Horizontal	Vertical
14.47G ~14.5G Avg.	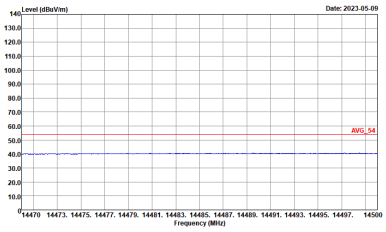 Site : 03CH16-HY Condition : AV6_54 3m 9120D_1522_230323 HORIZONTAL	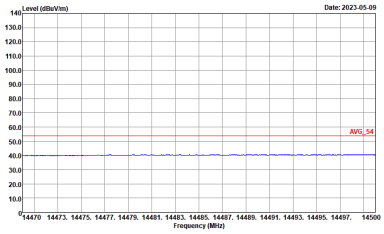 Site : 03CH16-HY Condition : AV6_54 3m 9120D_1522_230323 VERTICAL
17.7G ~18G Avg.	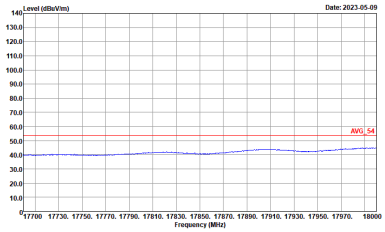 Site : 03CH16-HY Condition : AV6_54 3m 9120D_1522_230323 HORIZONTAL	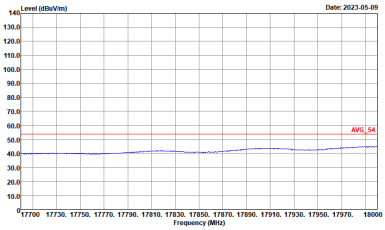 Site : 03CH16-HY Condition : AV6_54 3m 9120D_1522_230323 VERTICAL

WIFI	2.4GHz 2400~2483.5MHz Harmonic @ 3m	
ANT	802.11 ax HE40 Full CH06 2437MHz	
1+2	Horizontal	Vertical
Peak Avg.	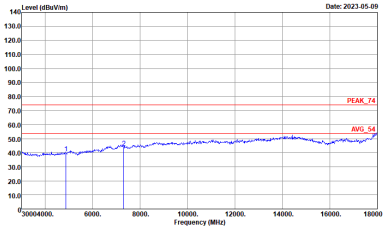	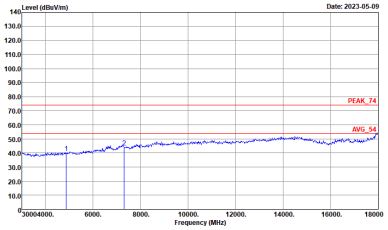

WIFI	2.4GHz 2400~2483.5MHz Harmonic @ 3m	
ANT	802.11 ax HE40 Full CH06 2437MHz	
1+2	Horizontal	Vertical
14.47G ~14.5G Avg.	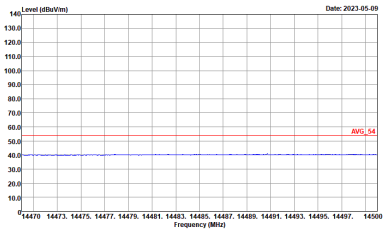	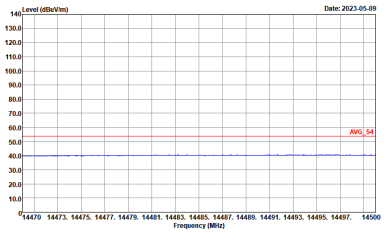
17.7G ~18G Avg.	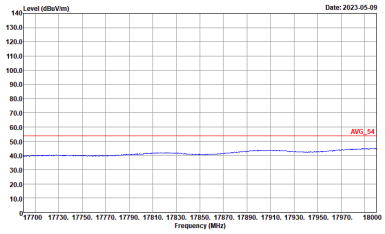	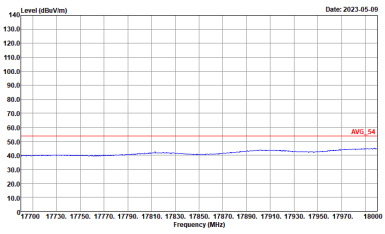

WIFI	2.4GHz 2400~2483.5MHz Harmonic @ 3m	
ANT	802.11 ax HE40 Full CH09 2452MHz	
1+2	Horizontal	Vertical
Peak Avg.	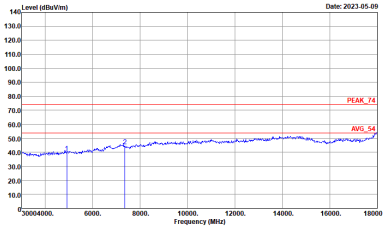 Site : 03CH16-HY Condition : PEAK_74 3m 9120D_1522_230323 HORIZONTAL	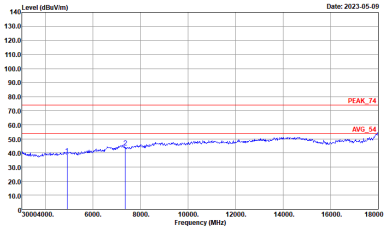 Site : 03CH16-HY Condition : PEAK_74 3m 9120D_1522_230323 VERTICAL

WIFI	2.4GHz 2400~2483.5MHz Harmonic @ 3m	
ANT	802.11 ax HE40 Full CH09 2452MHz	
1+2	Horizontal	Vertical
14.47G ~14.5G Avg.	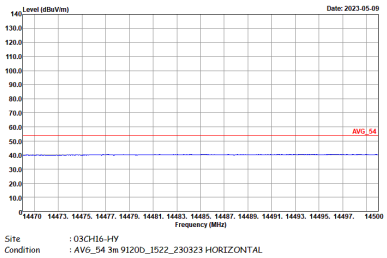	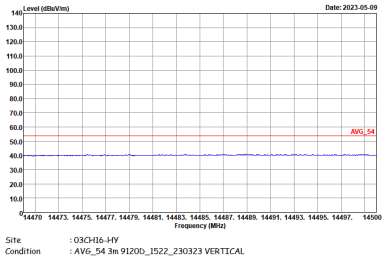
17.7G ~18G Avg.	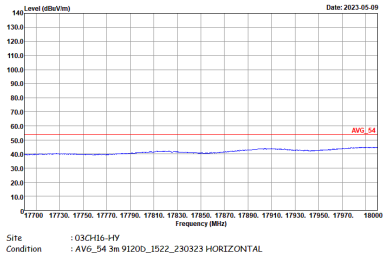	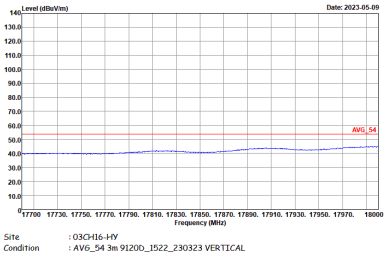

Emission above 18 GHz

2.4GHz WIFI 802.11ax HE20 Full (SHF @ 1m)

WIFI	2.4GHz 2400~2483.5MHz	
ANT	802.11ax HE20 Full SHF	
1+2	Horizontal	Vertical
Peak Avg.	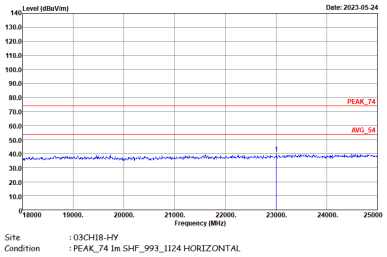	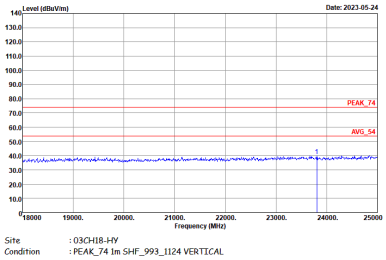

Emission below 1 GHz

2.4GHz WIFI 802.11ax HE20 Full (LF)

WIFI	2.4GHz 2400~2483.5MHz	
ANT	802.11ax HE20 Full LF	
1+2	Horizontal	Vertical
QP / Peak	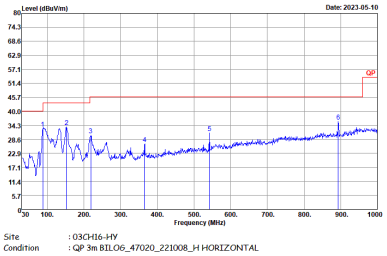	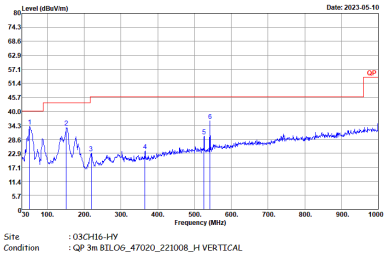

Appendix E. Duty Cycle Plots

Antenna	Band	Duty Cycle(%)	T(us)	1/T(kHz)	VBW Setting
1+2	802.11b	97.94	664.00	1.51	1.6 kHz
1+2	802.11g	99.25	-	-	10 Hz
1+2	802.11ax HE20 Full RU	99.52	-	-	10 Hz
1+2	802.11ax HE20 106 RU	99.54	-	-	10 Hz
1+2	802.11ax HE40 Full RU	99.56	-	-	10 Hz

MIMO <Ant. 1+2>

802.11b

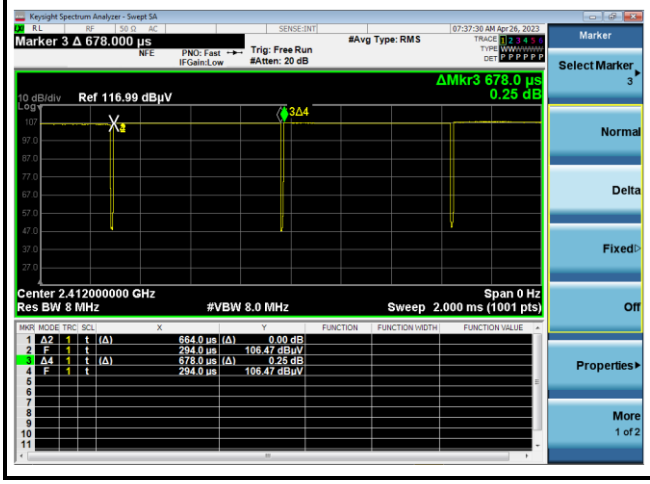

802.11g

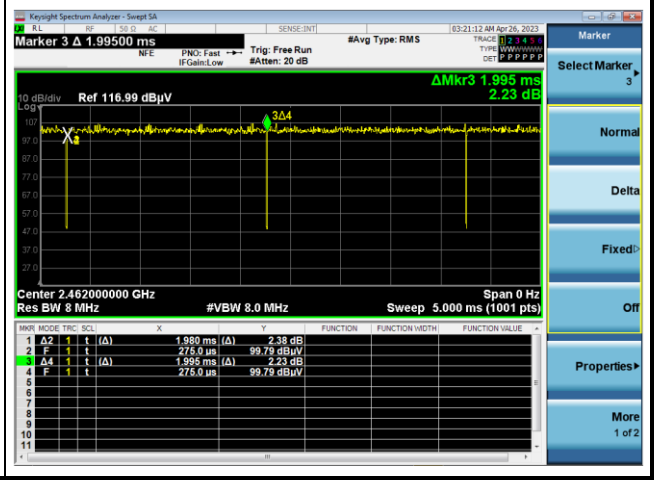

802.11ax HE20 Full RU	802.11ax HE20 26 RU
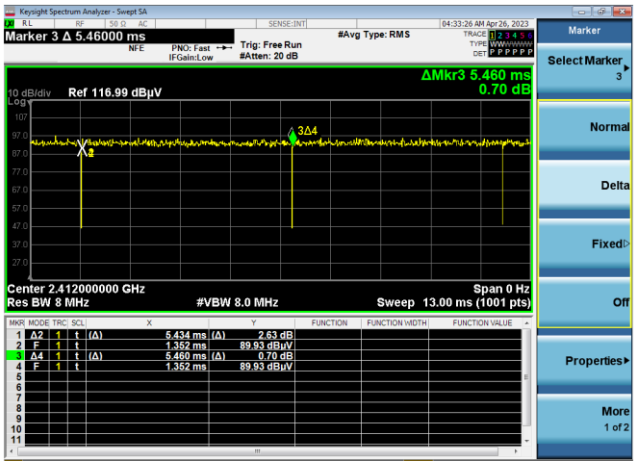	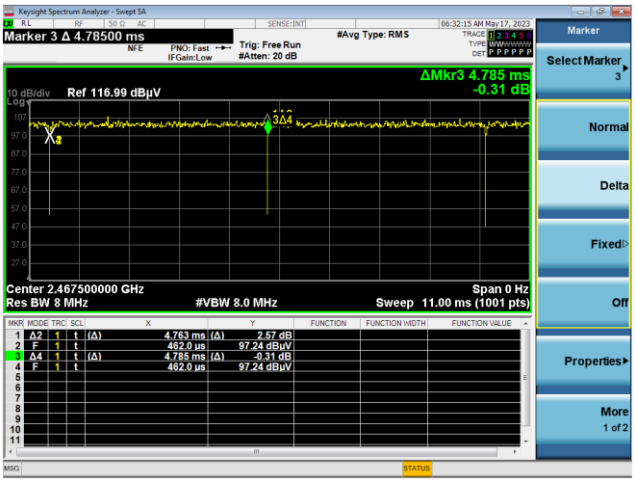
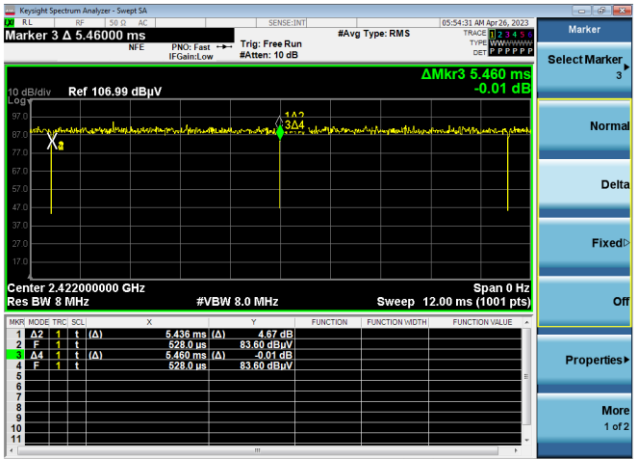
802.11ax HE40 Full RU