Appendix A: DTS Bandwidth

Test Result

TestMode	Antenna	Frequency[MHz]	DTS BW [MHz]	FL[MHz]	FH[MHz]	Limit[MHz]	Verdict
11B	Ant1	2412	8.600	2407.920	2416.520	0.5	PASS
		2437	8.600	2432.440	2441.040	0.5	PASS
		2462	9.000	2457.480	2466.480	0.5	PASS
11G	Ant1	2412	16.360	2403.800	2420.160	0.5	PASS
		2437	16.320	2428.840	2445.160	0.5	PASS
		2462	16.320	2453.840	2470.160	0.5	PASS
11N20SISO	Ant1	2412	17.320	2403.440	2420.760	0.5	PASS
		2437	17.560	2428.200	2445.760	0.5	PASS
		2462	17.560	2453.200	2470.760	0.5	PASS

Test Graphs

11B_Ant1_2412

11B_Ant1_2437

11B_Ant1_2462

11G_Ant1_2412

11G_Ant1_2437

11G_Ant1_2462

11N20SISO_Ant1_2412

11N20SISO_Ant1_2437

11N20SISO_Ant1_2462

Appendix B: Occupied Channel Bandwidth

Test Result

TestMode	Antenna	Channel Frequency[MHz]	OCB [MHz]	FL[MHz]	FH[MHz]	Limit[MHz]	Verdict
11B	Ant1	2412	14.124	2404.9134	2419.0374	---	---
		2437	14.051	2429.9491	2444.0001	---	---
		2462	14.125	2454.9098	2469.0348	---	---
11G	Ant1	2412	17.088	2403.4506	2420.5386	---	---
		2437	17.128	2428.4449	2445.5729	---	---
		2462	17.167	2453.4190	2470.5860	---	---
11N20SISO	Ant1	2412	18.220	2402.9078	2421.1278	---	---
		2437	18.204	2427.8712	2446.0752	---	---
		2462	18.166	2452.9372	2471.1032	---	---

Test Graphs

11B_Ant1_2412

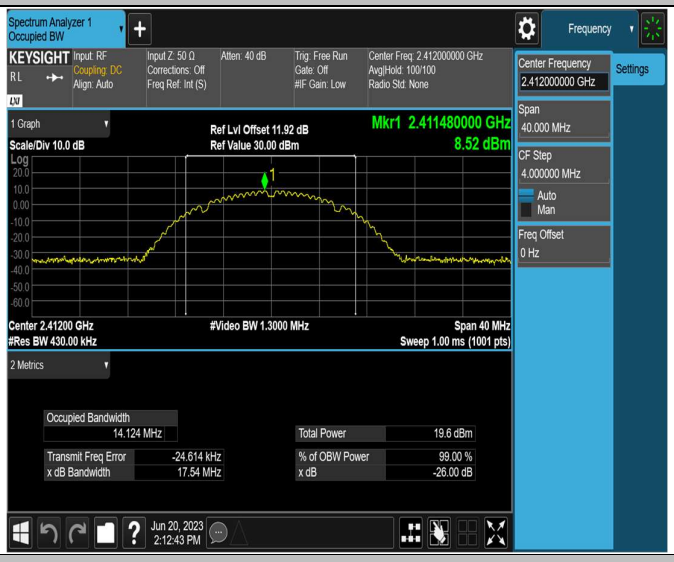

11B_Ant1_2437

11B_Ant1_2462

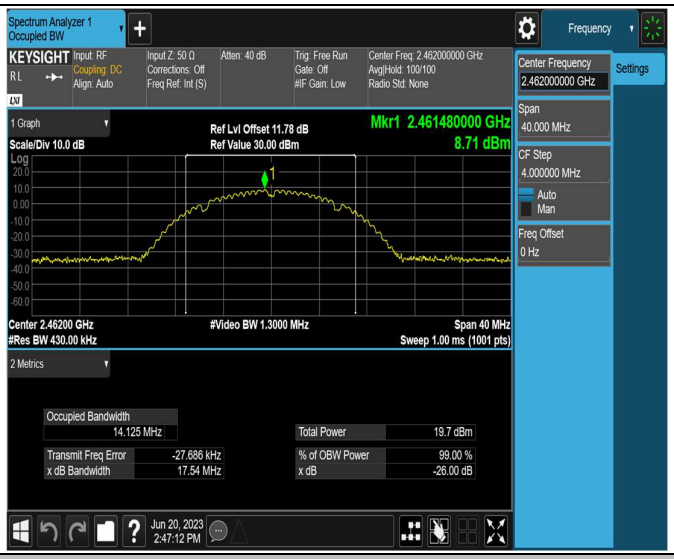

11G_Ant1_2412

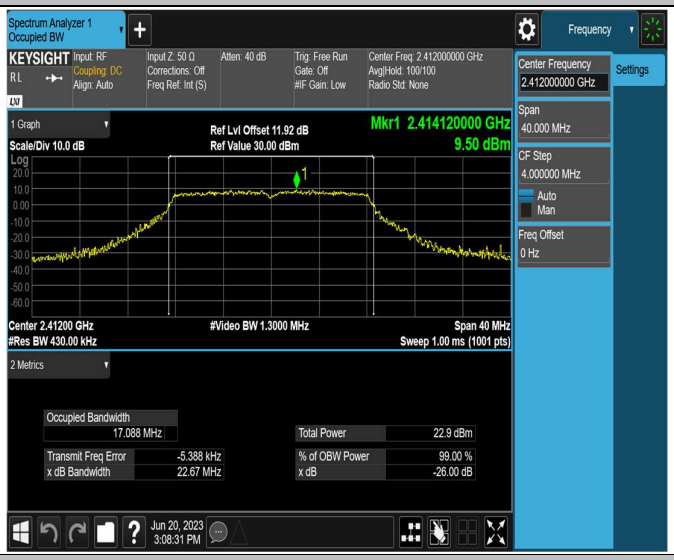

11G_Ant1_2437

11G_Ant1_2462

11N20SISO_Ant1_2412

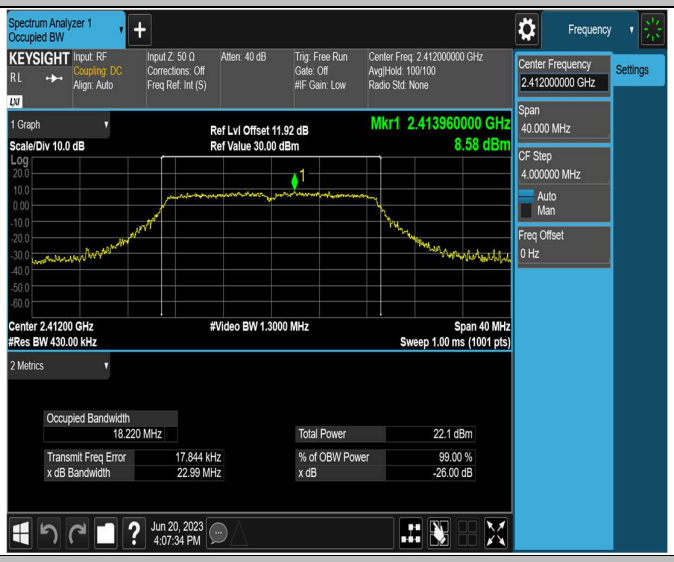

11N20SISO_Ant1_2437

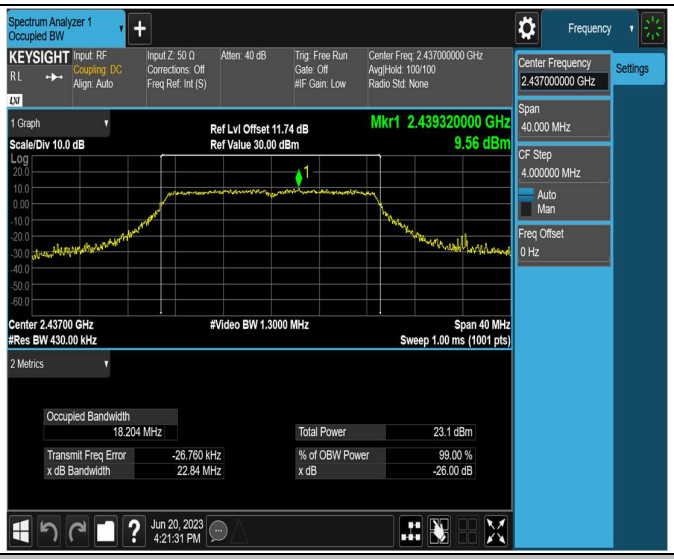

11N20SISO_Ant1_2462

Appendix C: Maximum conducted output power

Test Result

TestMode	Antenna	Frequency[MHz]	Conductd Powert[dBm]	Conducted Limit[dBm]	EIRP [dBm]	EIRP Limit[dBm]	Verdict
11B	Ant1	2412	16.51	≤30.00	19.05	≤36.00	PASS
		2437	17.04	≤30.00	19.58	≤36.00	PASS
		2462	16.68	≤30.00	19.22	≤36.00	PASS
11G	Ant1	2412	16.82	≤30.00	19.36	≤36.00	PASS
		2437	18.03	≤30.00	20.57	≤36.00	PASS
		2462	16.58	≤30.00	19.12	≤36.00	PASS
11N20SISO	Ant1	2412	16.00	≤30.00	18.54	≤36.00	PASS
		2437	17.01	≤30.00	19.55	≤36.00	PASS
		2462	15.69	≤30.00	18.23	≤36.00	PASS

Appendix D: Maximum power spectral density

Test Result

TestMode	Antenna	Frequency[MHz]	Result[dBm/3-100kHz]	Limit[dBm/3kHz]	Verdict
11B	Ant1	2412	-14.9	≤8.00	PASS
		2437	-14.42	≤8.00	PASS
		2462	-14.72	≤8.00	PASS
11G	Ant1	2412	-17.16	≤8.00	PASS
		2437	-15.93	≤8.00	PASS
		2462	-17.36	≤8.00	PASS
11N20SISO	Ant1	2412	-18.35	≤8.00	PASS
		2437	-17.15	≤8.00	PASS
		2462	-18.47	≤8.00	PASS

Test Graphs

11B_Ant1_2412

11B_Ant1_2437

11B_Ant1_2462

11G_Ant1_2412

11G_Ant1_2437

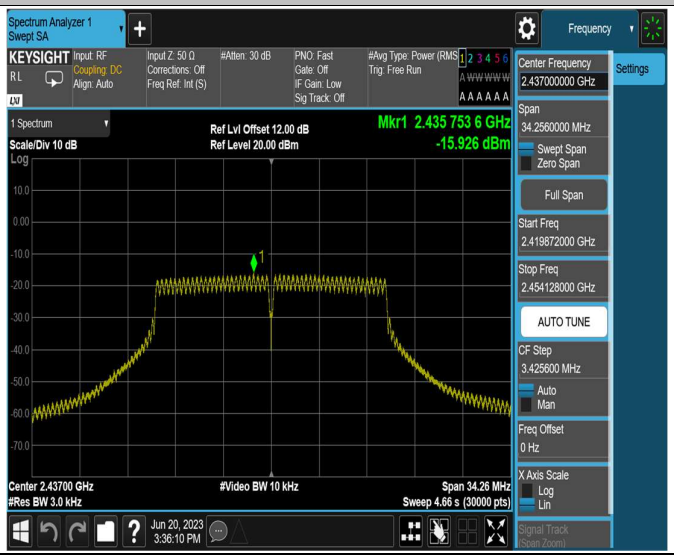

11G_Ant1_2462

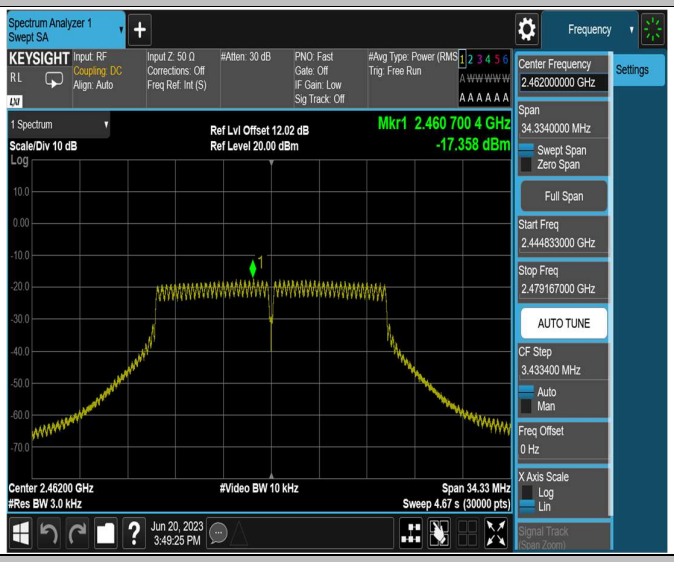

11N20SISO_Ant1_2412

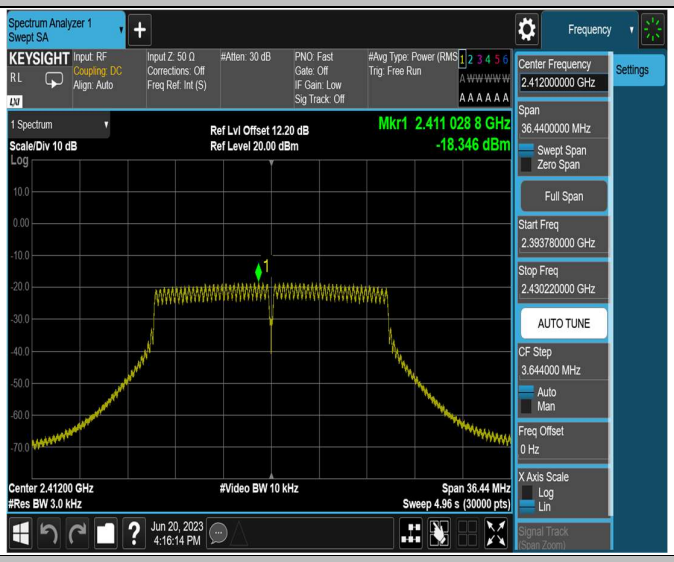

11N20SISO_Ant1_2437

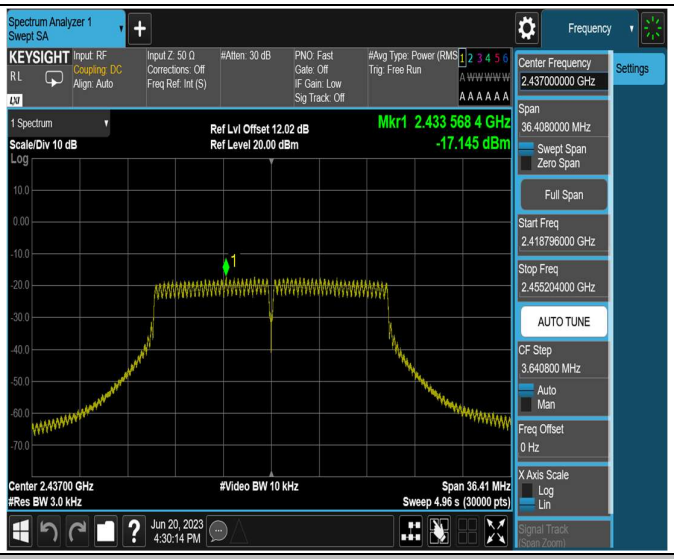

11N20SISO_Ant1_2462

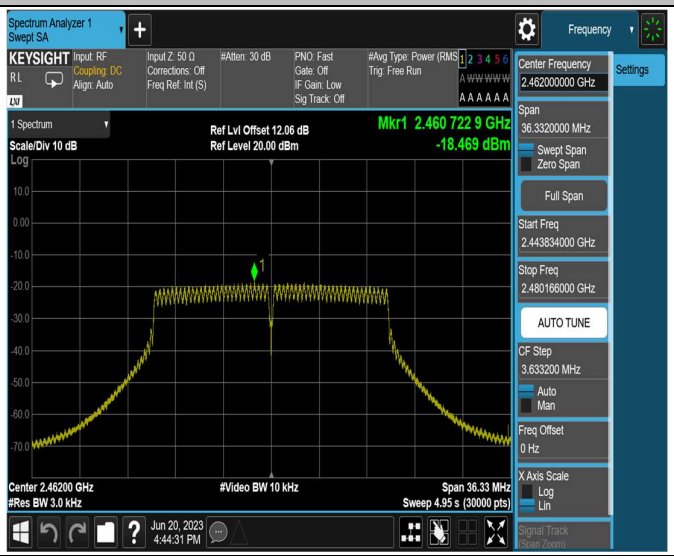

Appendix E: Band edge measurements

Test Result

TestMode	Antenna	ChName	Frequency[MHz]	RefLevel[dBm]	Result[dBm]	Limit[dBm]	Verdict
11B	Ant1	Low	2412	8.25	-42.27	≤-21.75	PASS
		High	2462	8.10	-45.95	≤-21.9	PASS
11G	Ant1	Low	2412	5.52	-28.39	≤-24.48	PASS
		High	2462	5.40	-39.31	≤-24.61	PASS
11N20SISO	Ant1	Low	2412	5.31	-29.94	≤-24.69	PASS
		High	2462	4.47	-41.15	≤-25.53	PASS

Test Graphs

11B_Ant1_Low_2412

11B_Ant1_High_2462

11G_Ant1_Low_2412

11G_Ant1_High_2462

11N20SISO_Ant1_Low_2412

11N20SISO_Ant1_High_2462

Appendix F: Conducted Spurious Emission

Test Result

TestMode	Antenna	Frequency[MHz]	FreqRange [Mhz]	RefLevel [dBm]	Result [dBm]	Limit [dBm]	Verdict
11B	Ant1	2412	Reference	8.25	8.25	---	PASS
			30~1000	8.25	-57.92	≤-21.75	PASS
			1000~26500	8.25	-49.25	≤-21.75	PASS
		2437	Reference	8.59	8.59	---	PASS
			30~1000	8.59	-58.34	≤-21.41	PASS
			1000~26500	8.59	-49.82	≤-21.41	PASS
		2462	Reference	8.35	8.35	---	PASS
			30~1000	8.35	-58.6	≤-21.65	PASS
			1000~26500	8.35	-48.58	≤-21.65	PASS
11G	Ant1	2412	Reference	6.11	6.11	---	PASS
			30~1000	6.11	-57.78	≤-23.89	PASS
			1000~26500	6.11	-49.73	≤-23.89	PASS
		2437	Reference	7.37	7.37	---	PASS
			30~1000	7.37	-57.92	≤-22.63	PASS
			1000~26500	7.37	-49.87	≤-22.63	PASS
		2462	Reference	5.88	5.88	---	PASS
			30~1000	5.88	-58.39	≤-24.12	PASS
			1000~26500	5.88	-49.54	≤-24.12	PASS
11N20SISO	Ant1	2412	Reference	4.91	4.91	---	PASS
			30~1000	4.91	-57.72	≤-25.09	PASS
			1000~26500	4.91	-49.66	≤-25.09	PASS
		2437	Reference	6.37	6.37	---	PASS
			30~1000	6.37	-57.45	≤-23.63	PASS
			1000~26500	6.37	-50.03	≤-23.63	PASS
		2462	Reference	4.79	4.79	---	PASS
			30~1000	4.79	-58.29	≤-25.21	PASS
			1000~26500	4.79	-49.57	≤-25.21	PASS

Test Graphs

11B_Ant1_2412_0~Reference

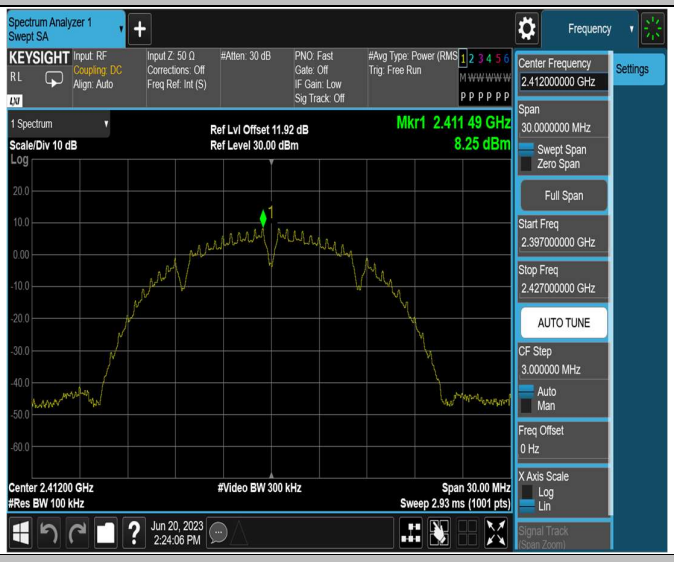

11B_Ant1_2412_30~1000

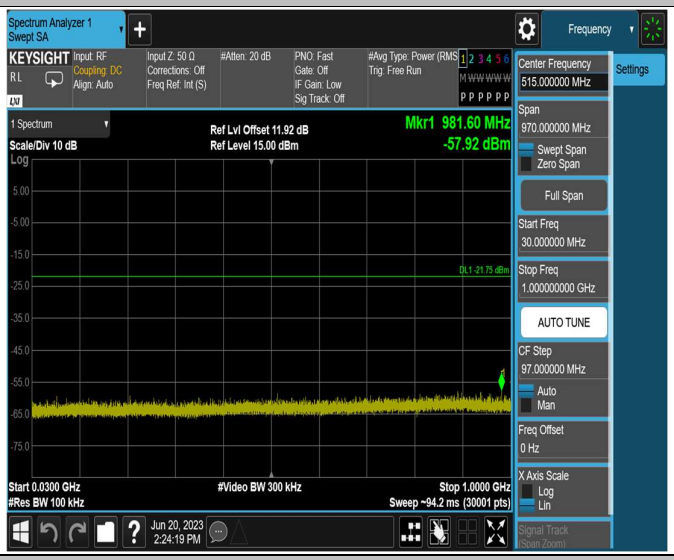

11B_Ant1_2412_1000~26500

11B_Ant1_2437_0~Reference

11B_Ant1_2437_30~1000

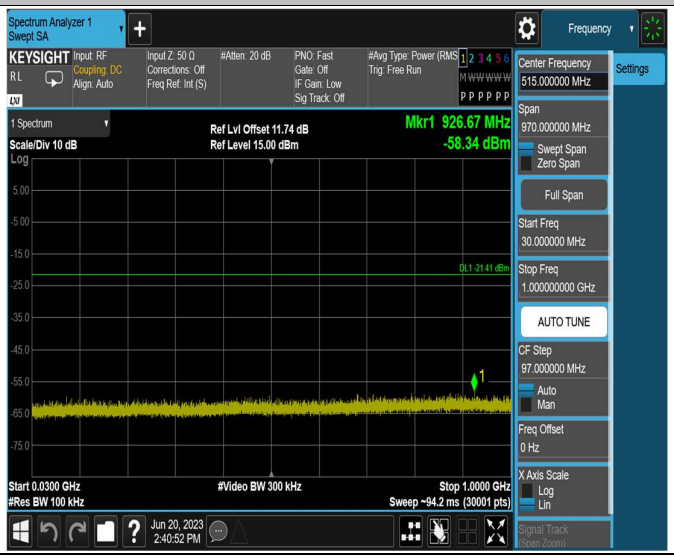

11B_Ant1_2437_1000~26500

11B_Ant1_2462_0~Reference

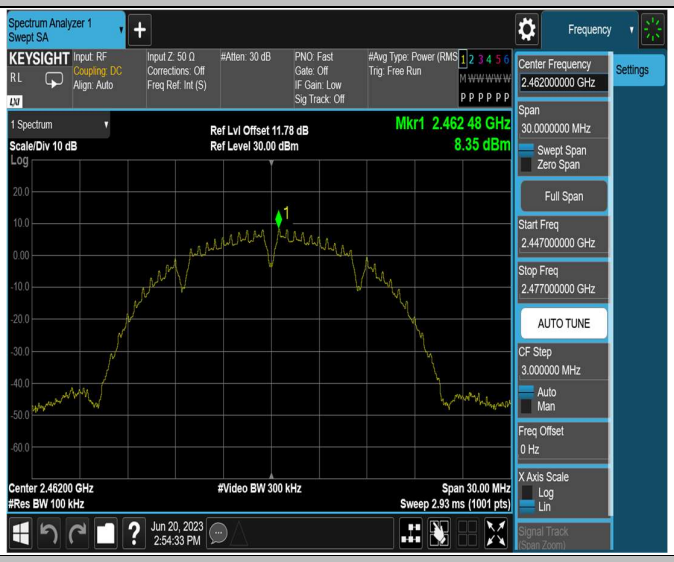

11B_Ant1_2462_30~1000

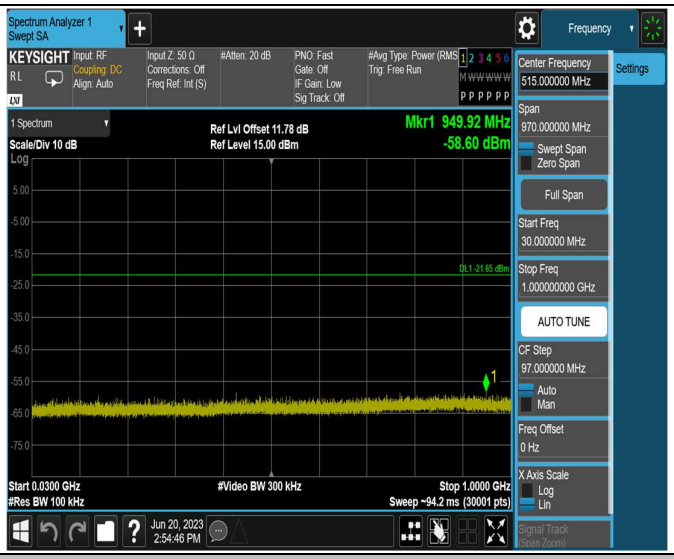

11B_Ant1_2462_1000~26500
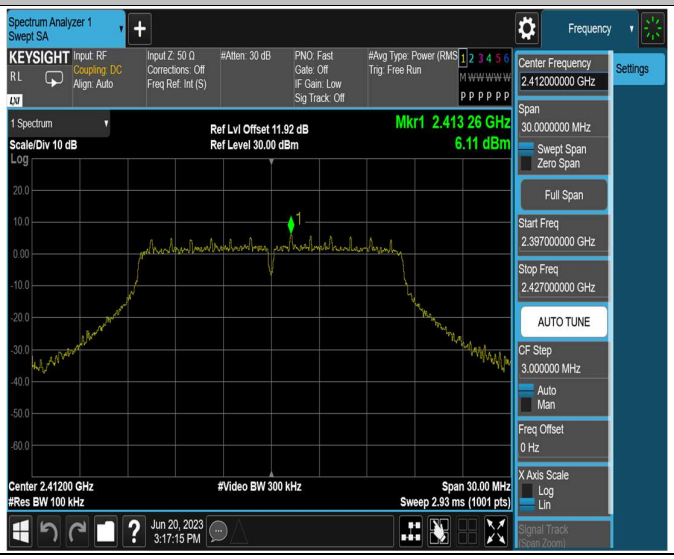
11G_Ant1_2412_0~Reference