Case No. : GTS20250411018-1-07	
Ambient Condition: 22 ℃, 49 %RH,	
Test Date: 2025.4.25	**Test Engineer:** Evan ouyang

Appendix A.1: DTS Bandwidth

Test Result

TestMode	Antenna	Frequency[MHz]	DTS BW [MHz]	FL[MHz]	FH[MHz]	Limit[MHz]	Verdict
11B	Ant1	2412	10.040	2407.000	2417.040	0.5	PASS
		2437	10.040	2431.960	2442.000	0.5	PASS
		2462	10.040	2456.960	2467.000	0.5	PASS
11G	Ant1	2412	16.560	2403.680	2420.240	0.5	PASS
		2437	16.520	2428.720	2445.240	0.5	PASS
		2462	16.560	2453.680	2470.240	0.5	PASS
11N20SISO	Ant1	2412	17.720	2403.120	2420.840	0.5	PASS
		2437	17.760	2428.080	2445.840	0.5	PASS
		2462	17.800	2453.080	2470.880	0.5	PASS
11N40SISO	Ant1	2422	36.480	2403.760	2440.240	0.5	PASS
		2437	36.480	2418.760	2455.240	0.5	PASS
		2452	36.400	2433.760	2470.160	0.5	PASS

Test Graphs

11B_Ant1_2412

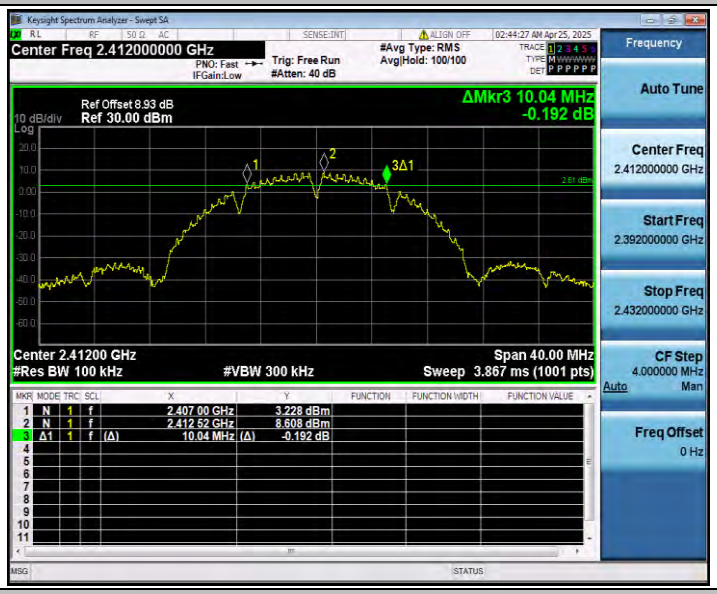

11B_Ant1_2437

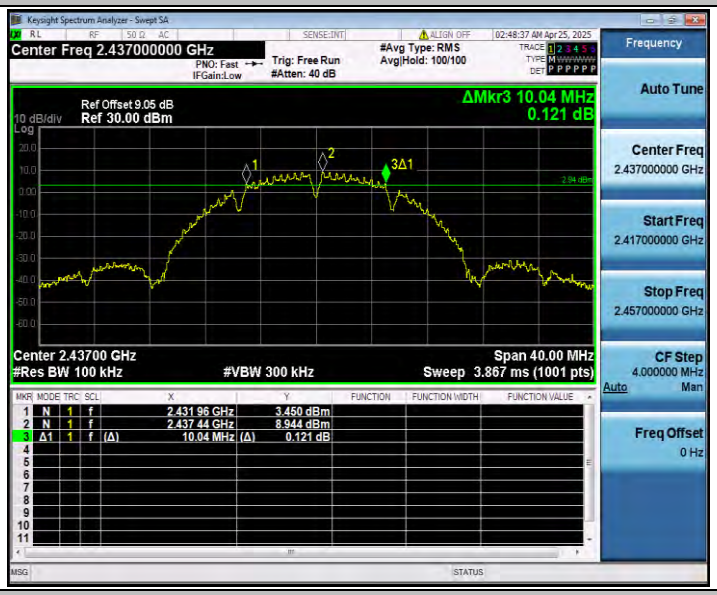

11B_Ant1_2462

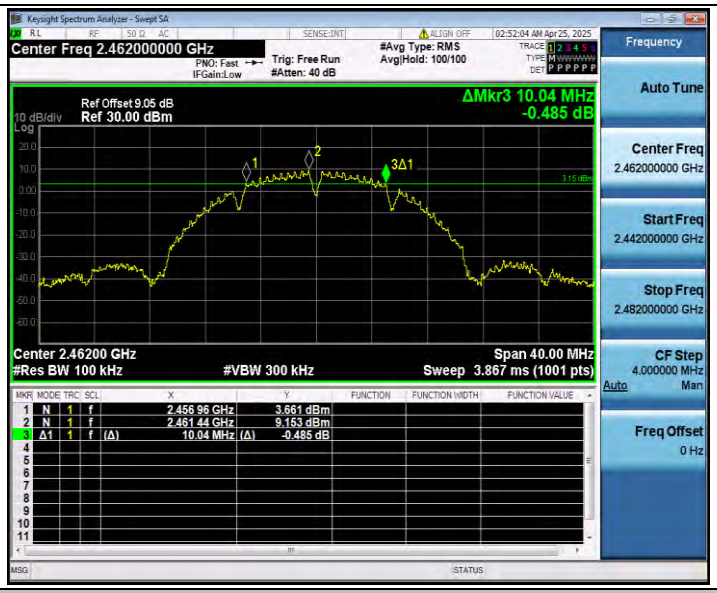

11G_Ant1_2412

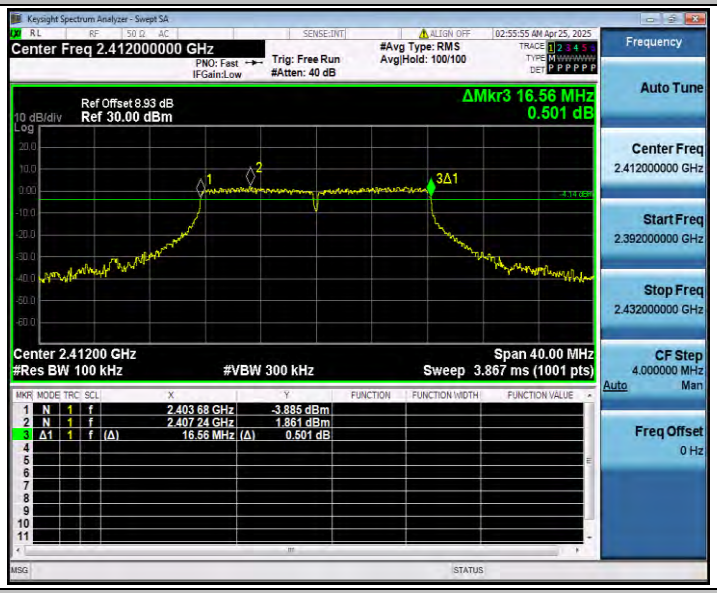

11G_Ant1_2437

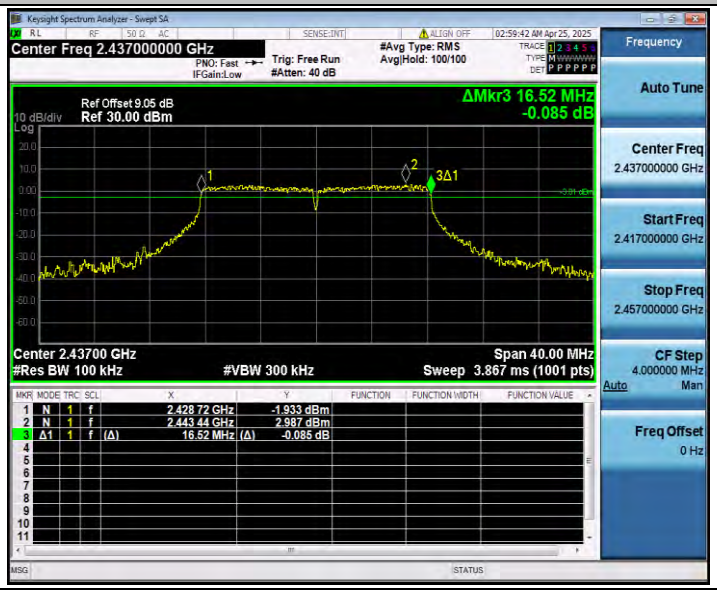

11G_Ant1_2462

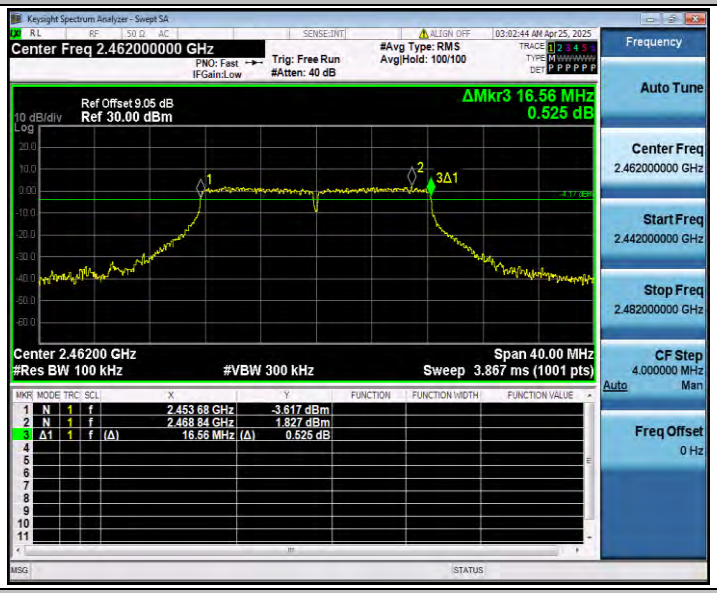

11N20SISO_Ant1_2412

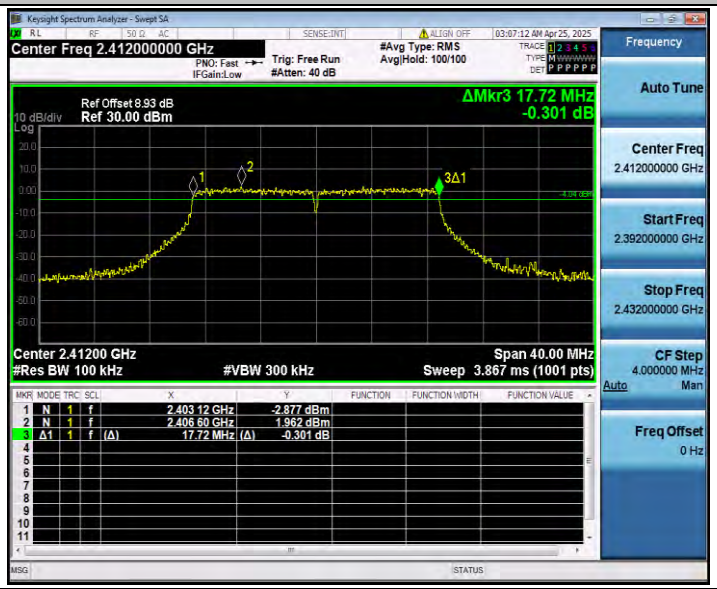

11N20SISO_Ant1_2437

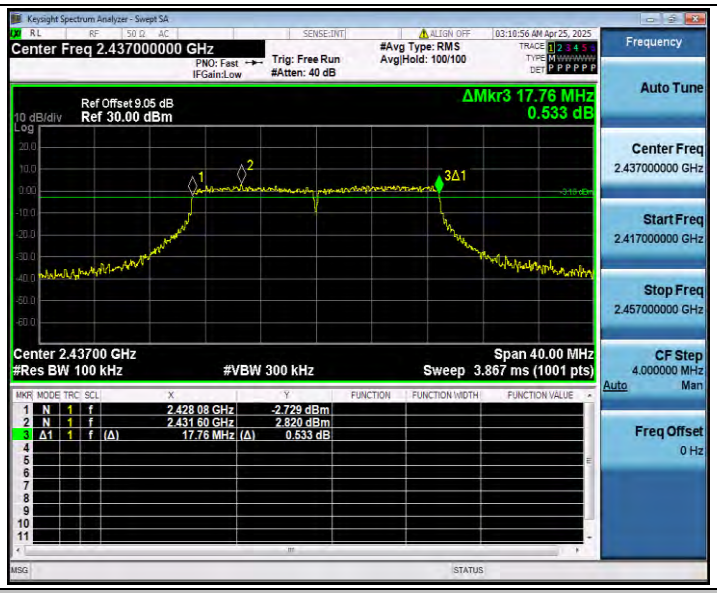

11N20SISO_Ant1_2462

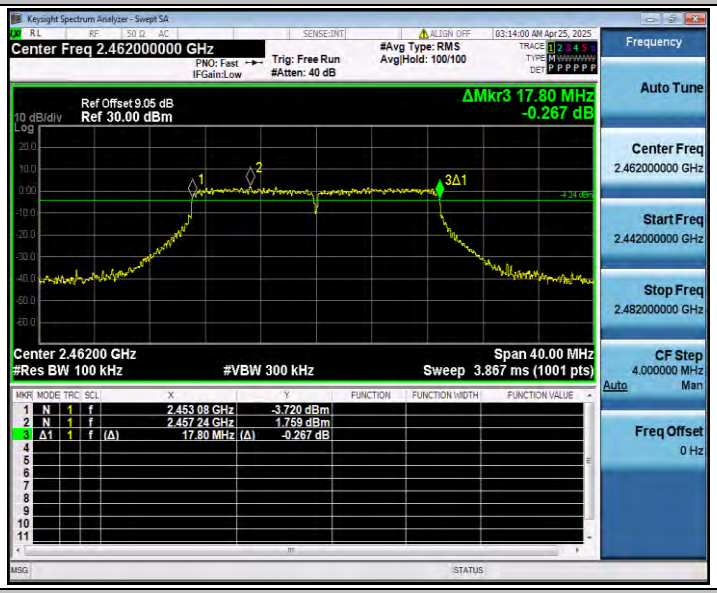

11N40SISO_Ant1_2422

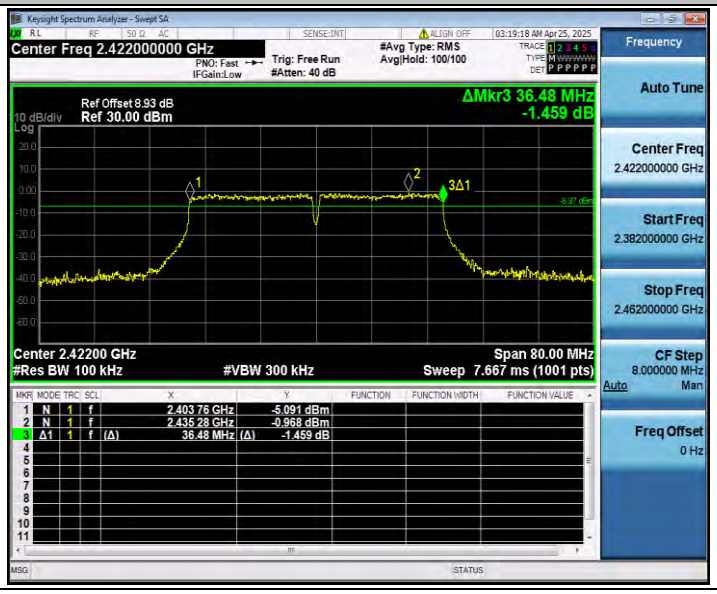

11N40SISO_Ant1_2437
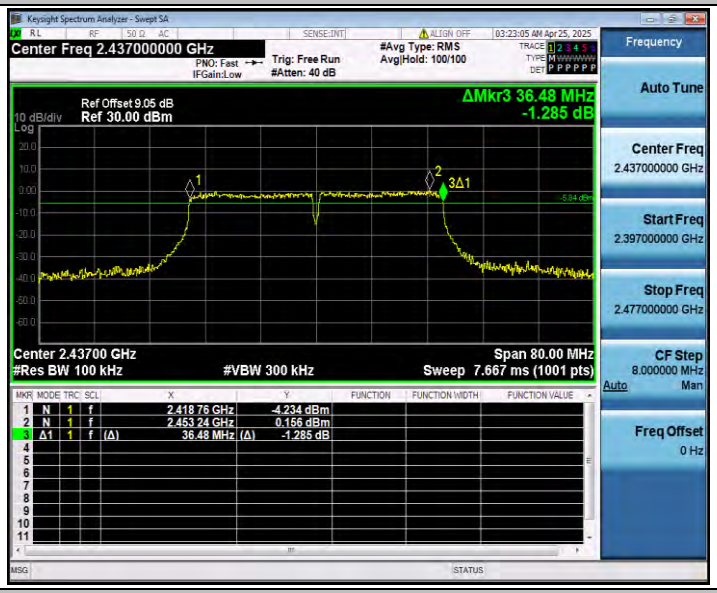

11N40SISO_Ant1_2452
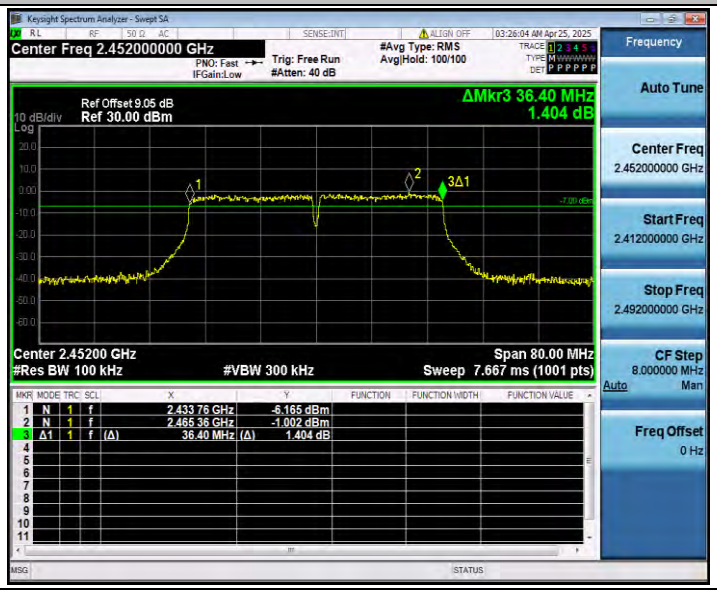

Appendix A.2: Occupied Channel Bandwidth

Test Result

TestMode	Antenna	Channel Frequency[MHz]	OCB [MHz]	FL[MHz]	FH[MHz]	Limit[MHz]	Verdict
11B	Ant1	2412	14.800	2404.6072	2419.4072	---	---
		2437	14.783	2429.6163	2444.3993	---	---
		2462	14.727	2454.5910	2469.3180	---	---
11G	Ant1	2412	17.192	2403.3081	2420.5001	---	---
		2437	17.195	2428.3272	2445.5222	---	---
		2462	17.182	2453.2826	2470.4646	---	---
11N20SISO	Ant1	2412	18.173	2402.8828	2421.0558	---	---
		2437	18.216	2427.8429	2446.0589	---	---
		2462	18.226	2452.8165	2471.0425	---	---
11N40SISO	Ant1	2422	36.717	2403.6794	2440.3964	---	---
		2437	36.786	2418.6609	2455.4469	---	---
		2452	36.635	2433.7041	2470.3391	---	---

Test Graphs

11B_Ant1_2412

11B_Ant1_2437

11B_Ant1_2462

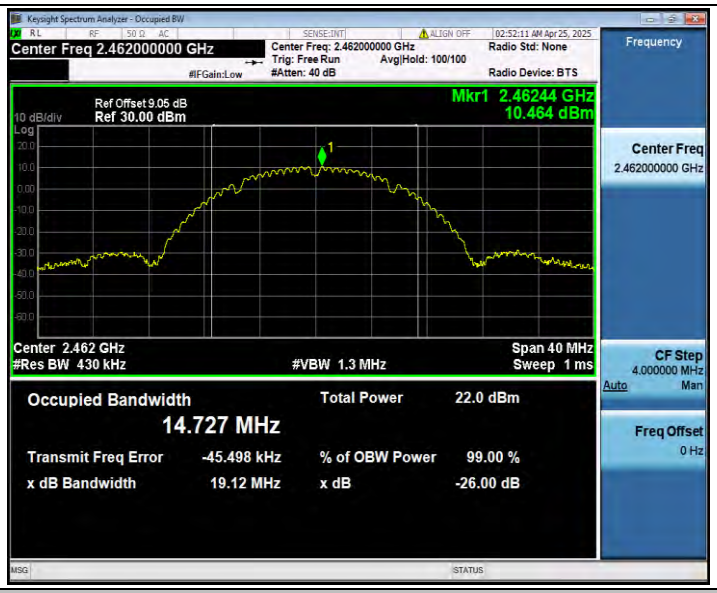

11G_Ant1_2412

11G_Ant1_2437

11G_Ant1_2462

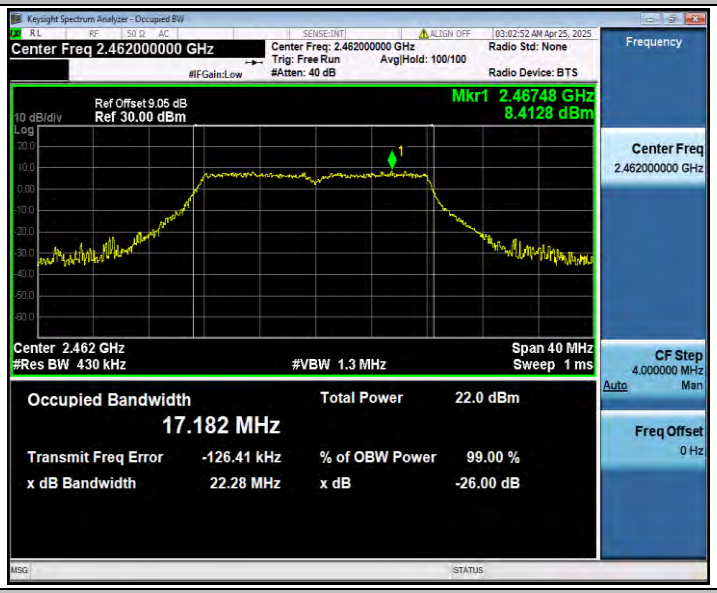

11N20SISO_Ant1_2412

11N20SISO_Ant1_2437

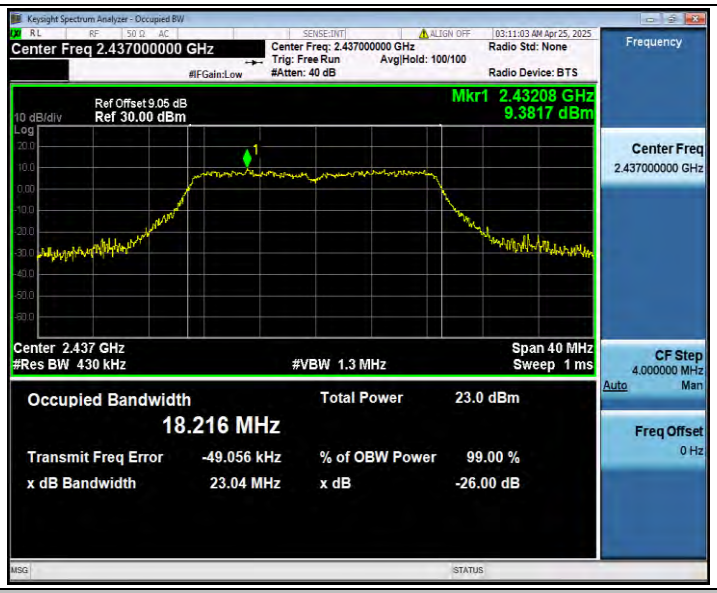

11N20SISO_Ant1_2462

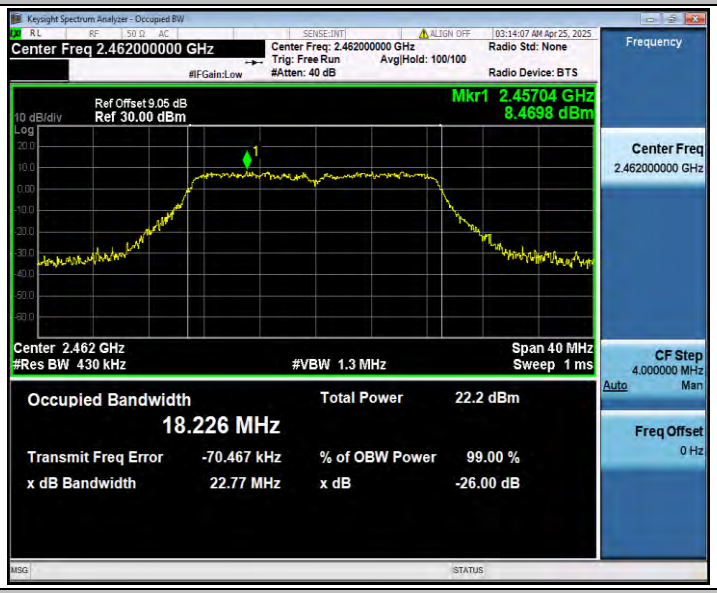

11N40SISO_Ant1_2422

11N40SISO_Ant1_2437
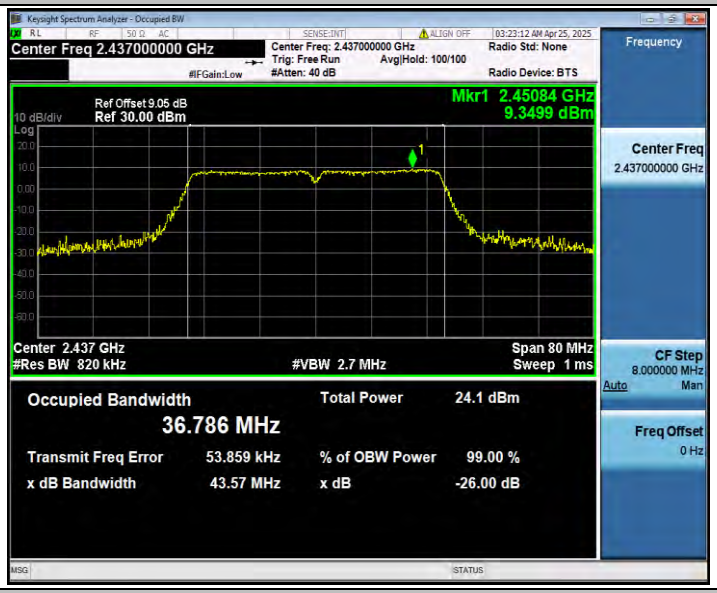

11N40SISO_Ant1_2452

Appendix A.3: Maximum conducted output power

Test Mode	Antenna	Frequency[MHz]	Peak power [dBm]	Limit [dBm]	Verdict
11B	Ant1	2412	21.51	≤30.00	PASS
		2437	21.84	≤30.00	PASS
		2462	21.98	≤30.00	PASS
11G	Ant1	2412	23.15	≤30.00	PASS
		2437	24.07	≤30.00	PASS
		2462	23.21	≤30.00	PASS
11N20SISO	Ant1	2412	23.49	≤30.00	PASS
		2437	24.35	≤30.00	PASS
		2462	23.50	≤30.00	PASS
11N40SISO	Ant1	2422	23.51	≤30.00	PASS
		2437	24.39	≤30.00	PASS
		2452	23.15	≤30.00	PASS

Appendix A.4: Maximum power spectral density

Test Result

TestMode	Antenna	Frequency[MHz]	Result[dBm/3-100kHz]	Limit[dBm/3kHz]	Verdict
11B	Ant1	2412	-10.46	≤8.00	PASS
		2437	-10.32	≤8.00	PASS
		2462	-9.94	≤8.00	PASS
11G	Ant1	2412	-12.39	≤8.00	PASS
		2437	-11.44	≤8.00	PASS
		2462	-12.54	≤8.00	PASS
11N20SISO	Ant1	2412	-11.22	≤8.00	PASS
		2437	-10.71	≤8.00	PASS
		2462	-11.46	≤8.00	PASS
11N40SISO	Ant1	2422	-13.36	≤8.00	PASS
		2437	-11.93	≤8.00	PASS
		2452	-13.53	≤8.00	PASS

Test Graphs

11B_Ant1_2412

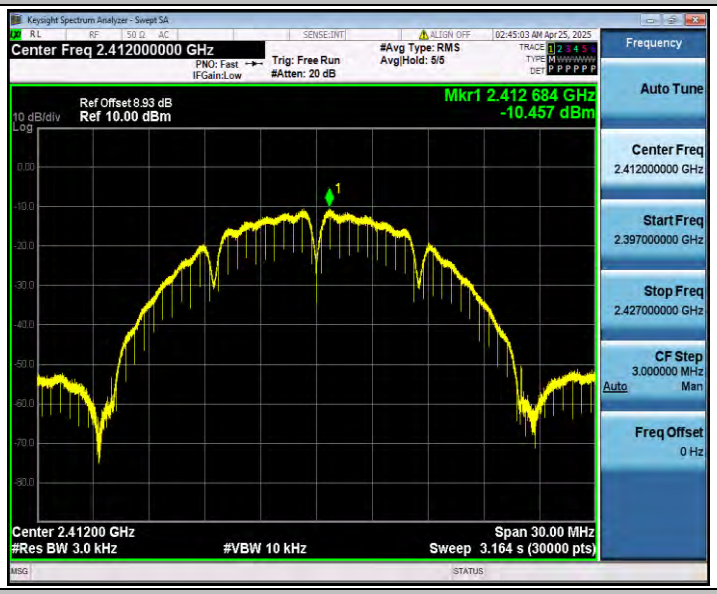

11B_Ant1_2437

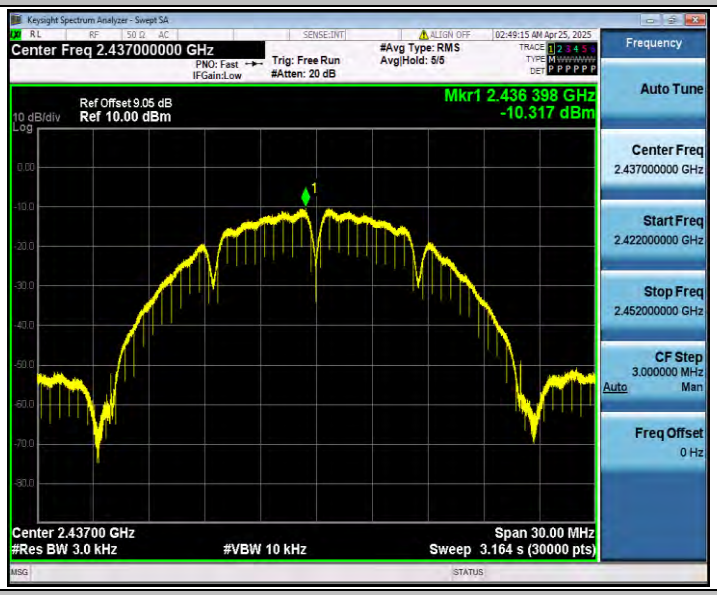

11B_Ant1_2462

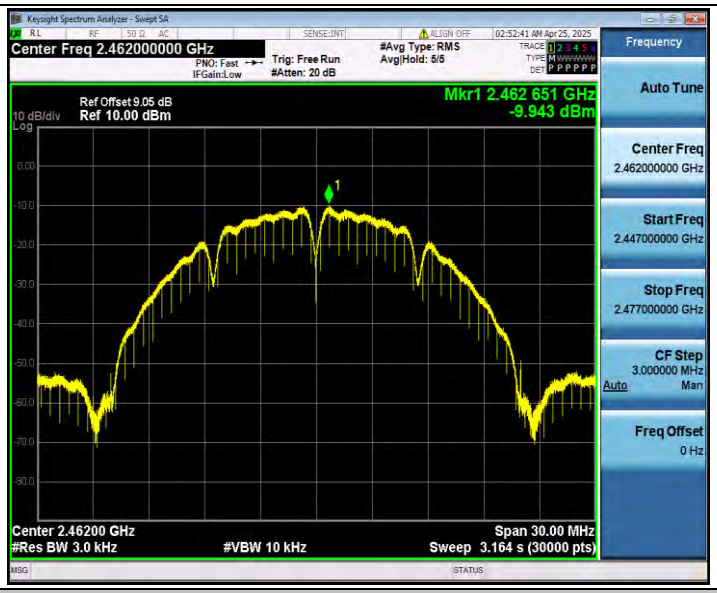

11G_Ant1_2412

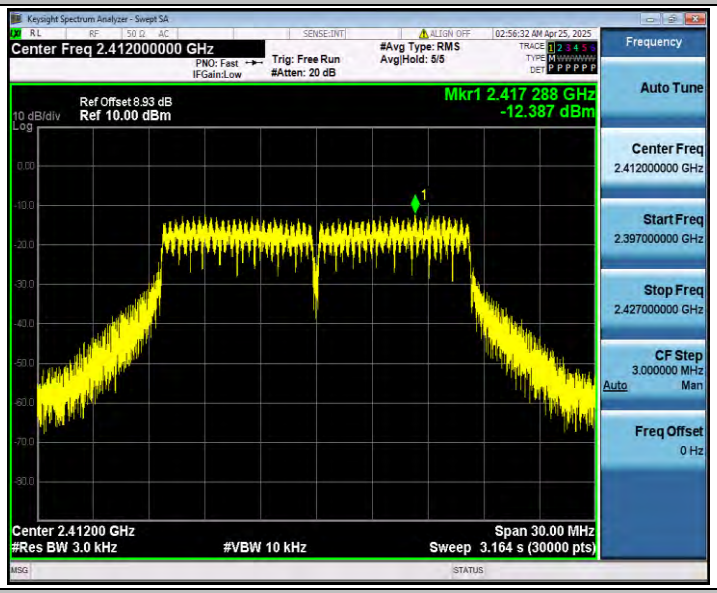

11G_Ant1_2437

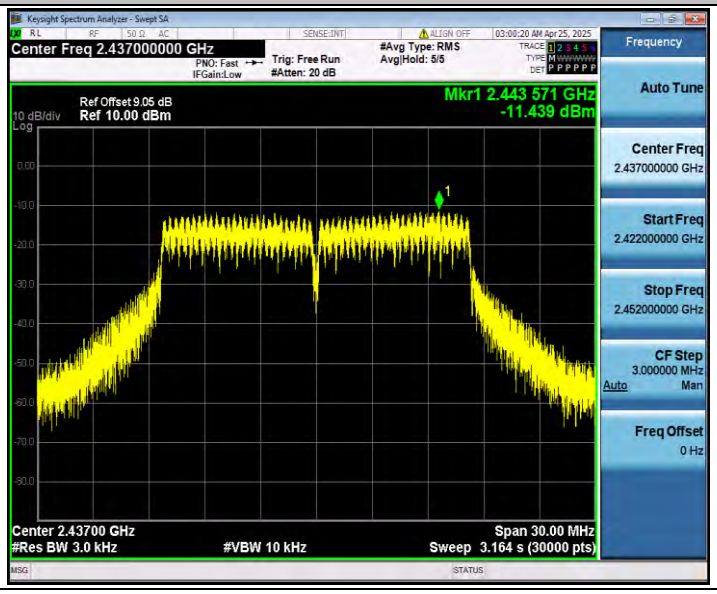

11G_Ant1_2462

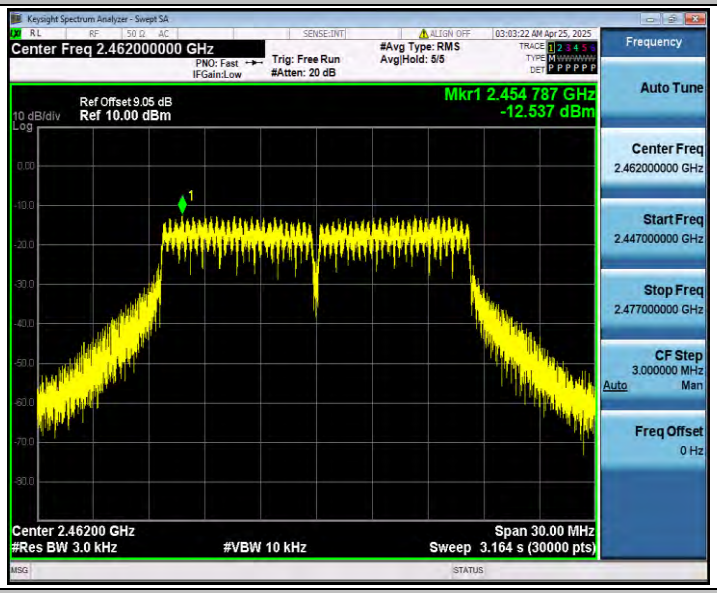

11N20SISO_Ant1_2412

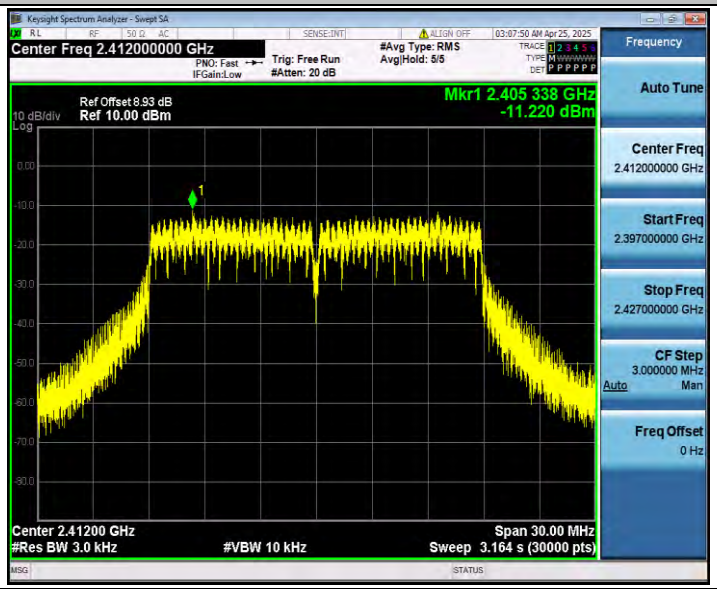

11N20SISO_Ant1_2437

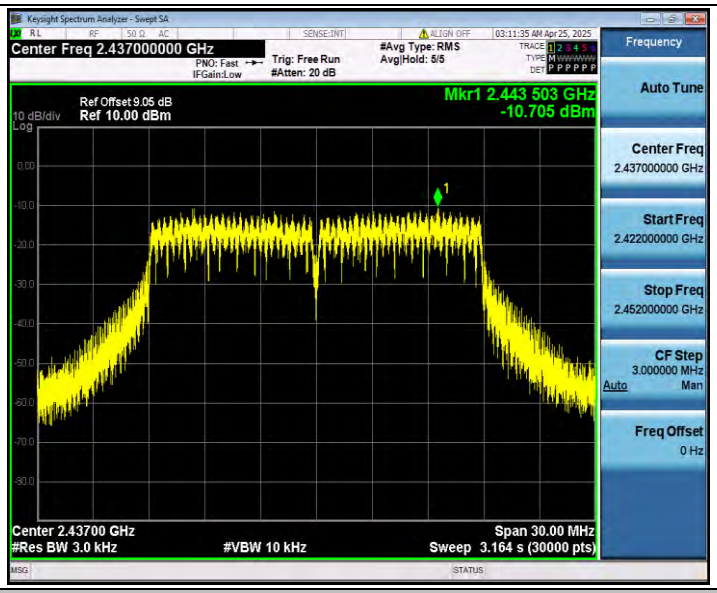

11N20SISO_Ant1_2462

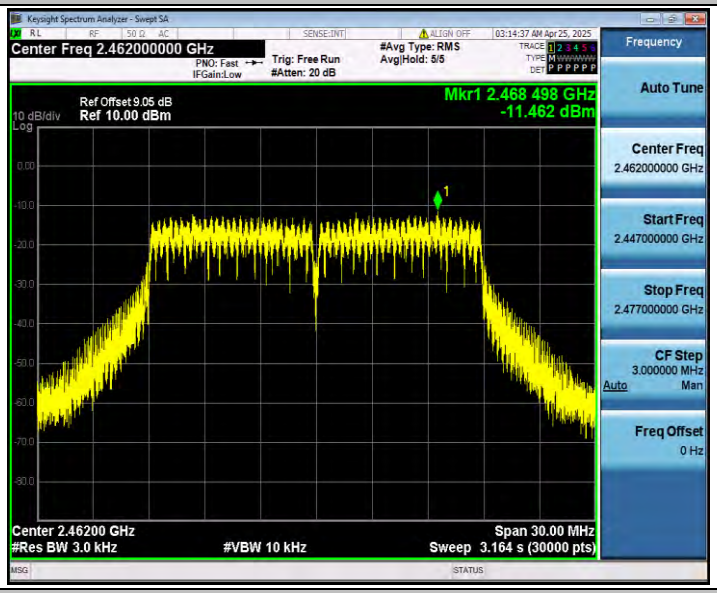

11N40SISO_Ant1_2422

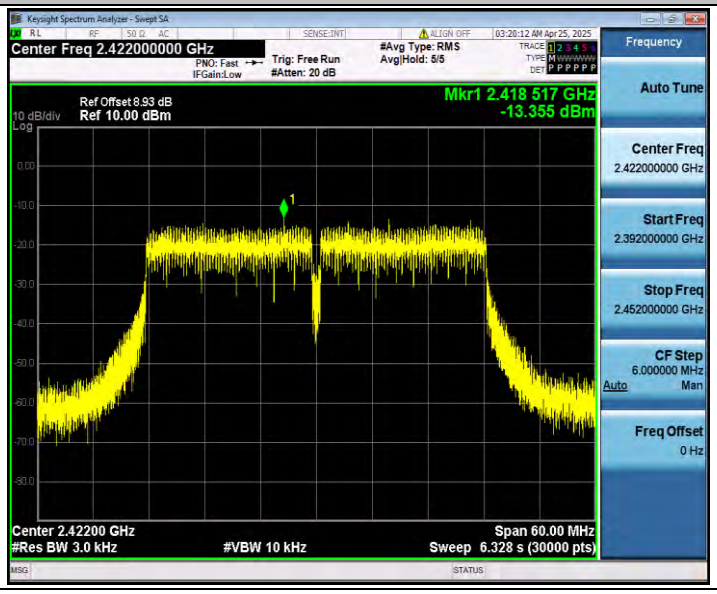

11N40SISO_Ant1_2437
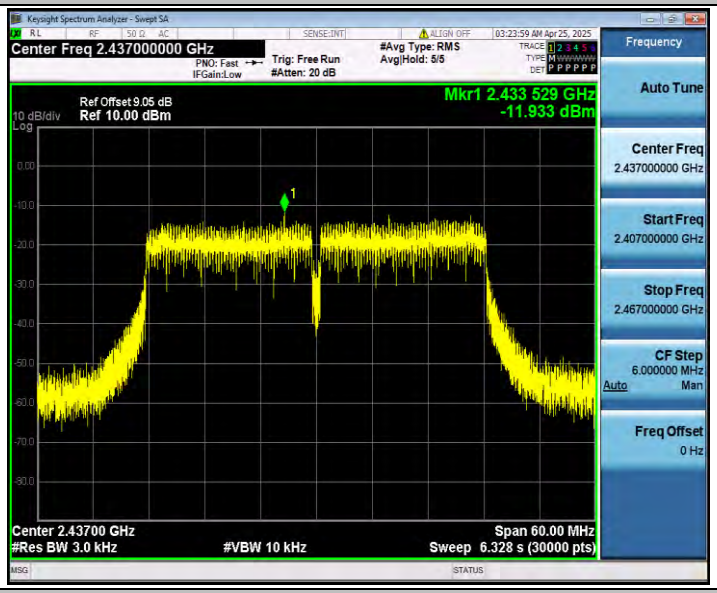

11N40SISO_Ant1_2452
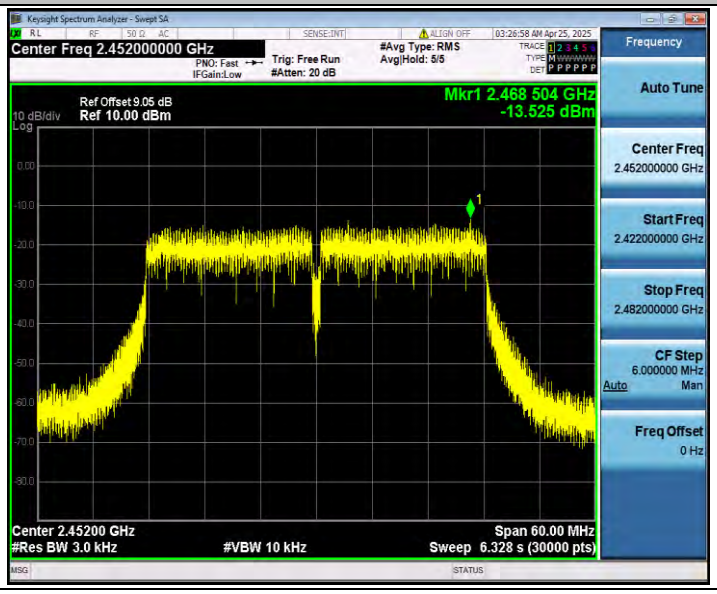

Appendix A.5: Band edge measurements

Test Result

TestMode	Antenna	ChName	Frequency[MHz]	RefLevel[dBm]	Result[dBm]	Limit[dBm]	Verdict
11B	Ant1	Low	2412	8.61	-32.37	≤-11.39	PASS
		High	2462	9.15	-46.13	≤-10.85	PASS
11G	Ant1	Low	2412	1.99	-27.15	≤-18.01	PASS
		High	2462	2.28	-41.81	≤-17.72	PASS
11N20SISO	Ant1	Low	2412	2.03	-29.53	≤-17.97	PASS
		High	2462	2.56	-41.51	≤-17.44	PASS
11N40SISO	Ant1	Low	2422	-1.28	-31.39	≤-21.28	PASS
		High	2452	-0.95	-41	≤-20.95	PASS

Test Graphs

11B_Ant1_Low_2412

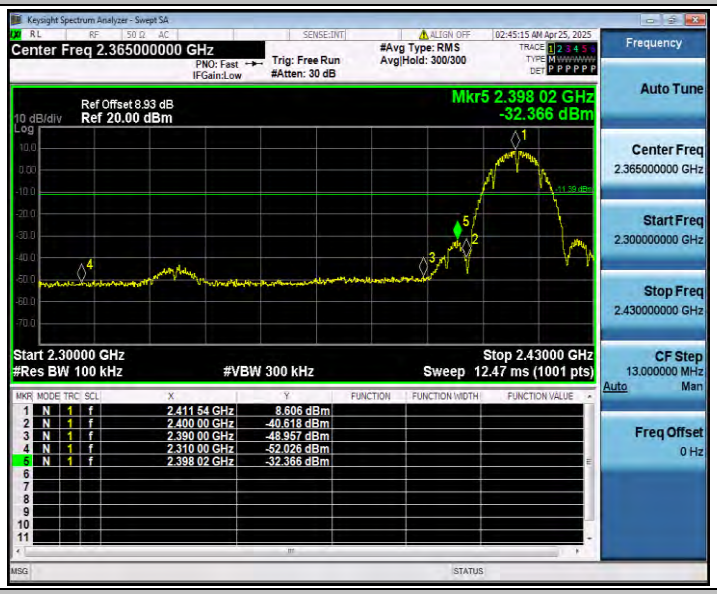

11B_Ant1_High_2462

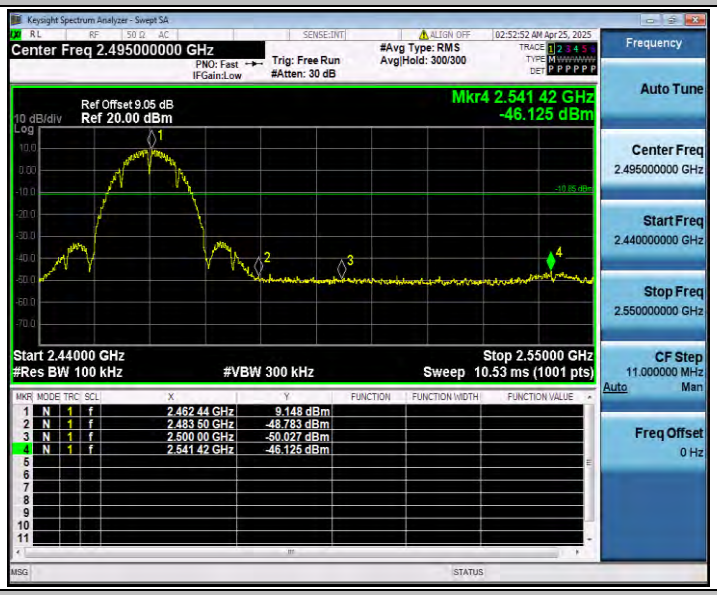

11G_Ant1_Low_2412

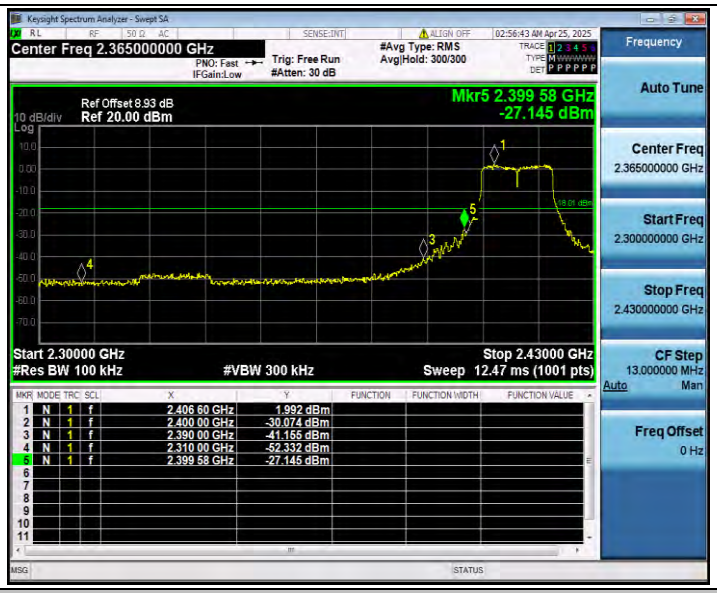

11G_Ant1_High_2462

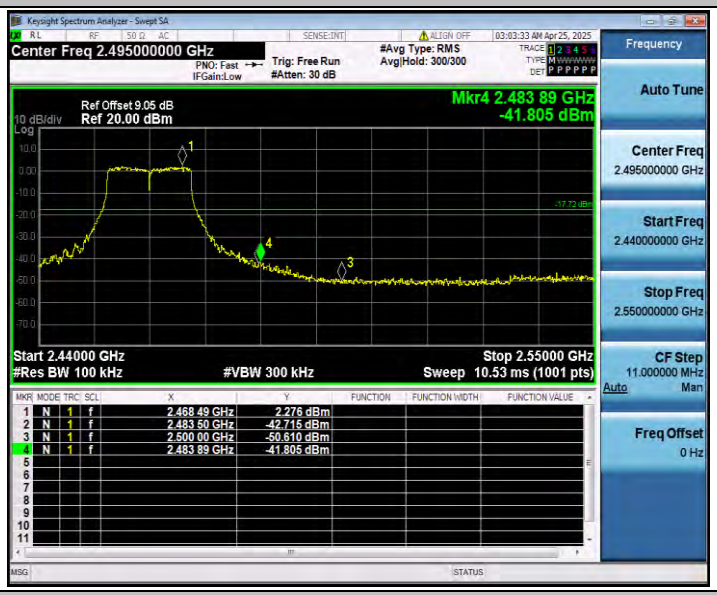

11N20SISO_Ant1_Low_2412

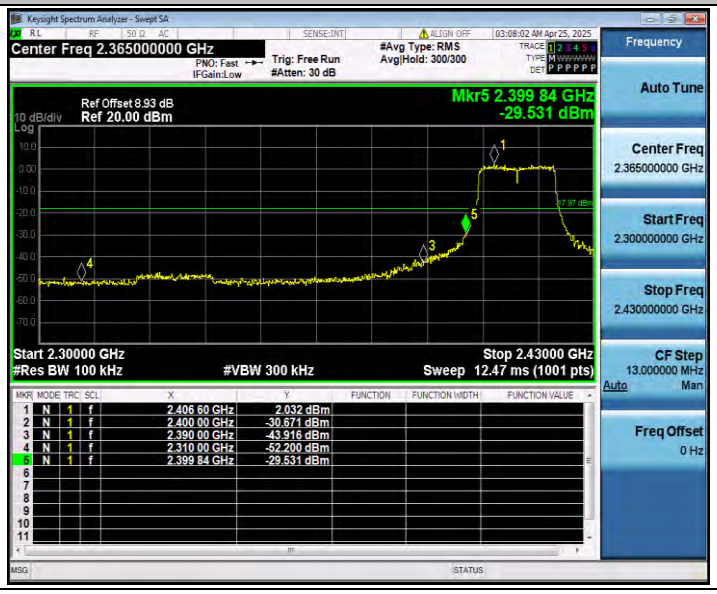

11N20SISO_Ant1_High_2462

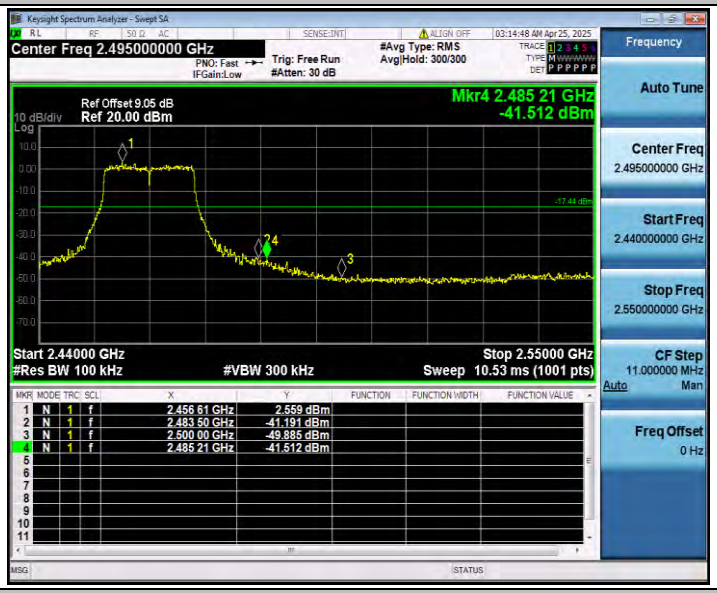

11N40SISO_Ant1_Low_2422

11N40SISO_Ant1_High_2452

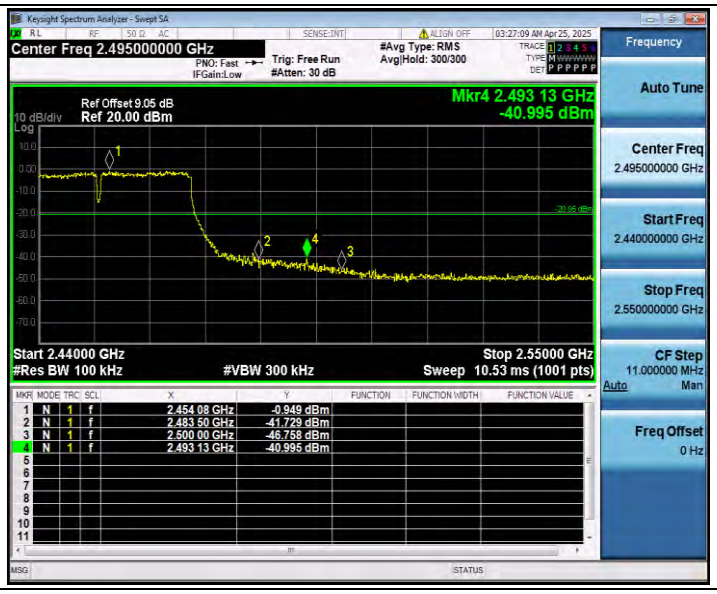
Keysight Spectrum Analyzer - Swept SA
Center Freq 2.495000000 GHz
PNO: Fast
IFGain:Low
Trig: Free Run
#Atten: 30 dB
#Avg Type: RMS
Avg|Hold: 300/300
03:27:09 AM Apr 25, 2025
Frequency
Auto Tune
Center Freq
2.495000000 GHz
Start Freq
2.440000000 GHz
Stop Freq
2.550000000 GHz
CF Step
11.000000 MHz
Auto
Man
Freq Offset
0 Hz
Ref Offset 9.05 dB
10 dB/div
Ref 20.00 dBm
Log
Mkr4 2.493 13 GHz
-40.995 dBm
Start 2.44000 GHz
#Res BW 100 kHz
#VBW 300 kHz
Stop 2.55000 GHz
Sweep 10.53 ms (1001 pts)
1 N 1 f 2.454 08 GHz -0.949 dBm
2 N 1 f 2.483 50 GHz -41.729 dBm
3 N 1 f 2.500 00 GHz -46.758 dBm
4 N 1 f 2.493 13 GHz -40.995 dBm

Appendix A.6: Conducted Spurious Emission

Test Result

TestMode	Antenna	Frequency[MHz]	FreqRange [Mhz]	RefLevel [dBm]	Result [dBm]	Limit [dBm]	Verdict
11B	Ant1	2412	Reference	8.21	8.21	---	PASS
			30~1000	8.21	-59.74	≤-11.79	PASS
			1000~26500	8.21	-45.14	≤-11.79	PASS
		2437	Reference	8.77	8.77	---	PASS
			30~1000	8.77	-59.99	≤-11.23	PASS
			1000~26500	8.77	-42.94	≤-11.23	PASS
		2462	Reference	8.66	8.66	---	PASS
			30~1000	8.66	-60.39	≤-11.34	PASS
			1000~26500	8.66	-42.82	≤-11.34	PASS
11G	Ant1	2412	Reference	1.61	1.61	---	PASS
			30~1000	1.61	-60.66	≤-18.39	PASS
			1000~26500	1.61	-46.93	≤-18.39	PASS
		2437	Reference	2.50	2.50	---	PASS
			30~1000	2.50	-60.33	≤-17.5	PASS
			1000~26500	2.50	-48.02	≤-17.5	PASS
		2462	Reference	2.20	2.20	---	PASS
			30~1000	2.20	-60.42	≤-17.8	PASS
			1000~26500	2.20	-47.38	≤-17.8	PASS
11N20SISO	Ant1	2412	Reference	0.72	0.72	---	PASS
			30~1000	0.72	-60.59	≤-19.28	PASS
			1000~26500	0.72	-47.56	≤-19.28	PASS
		2437	Reference	1.90	1.90	---	PASS
			30~1000	1.90	-60.41	≤-18.1	PASS
			1000~26500	1.90	-47.75	≤-18.1	PASS
		2462	Reference	1.04	1.04	---	PASS
			30~1000	1.04	-60.03	≤-18.96	PASS
			1000~26500	1.04	-47.36	≤-18.96	PASS
11N40SISO	Ant1	2422	Reference	-1.53	-1.53	---	PASS
			30~1000	-1.53	-60.68	≤-21.53	PASS
			1000~26500	-1.53	-48.26	≤-21.53	PASS
		2437	Reference	-0.03	-0.03	---	PASS
			30~1000	-0.03	-60.13	≤-20.03	PASS
			1000~26500	-0.03	-48.23	≤-20.03	PASS
		2452	Reference	-1.62	-1.62	---	PASS
			30~1000	-1.62	-60.88	≤-21.62	PASS
			1000~26500	-1.62	-47.98	≤-21.62	PASS

Test Graphs

11B_Ant1_2412_0~Reference

11B_Ant1_2412_30~1000

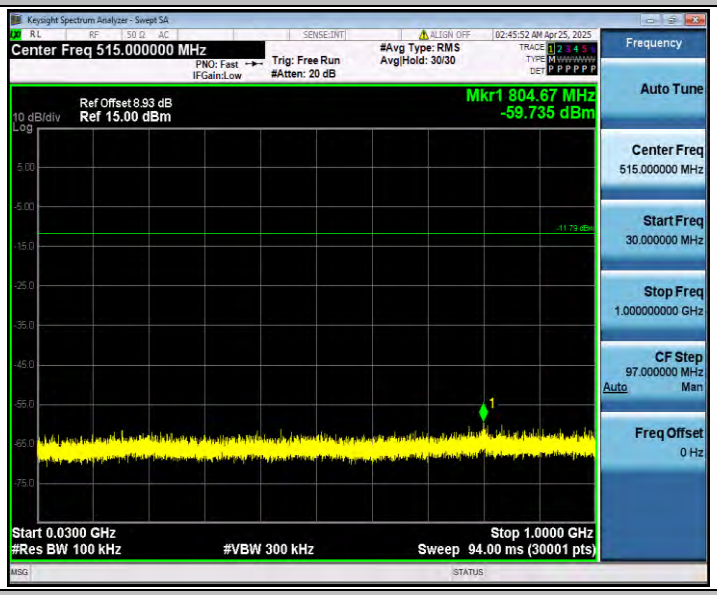

11B_Ant1_2412_1000~26500

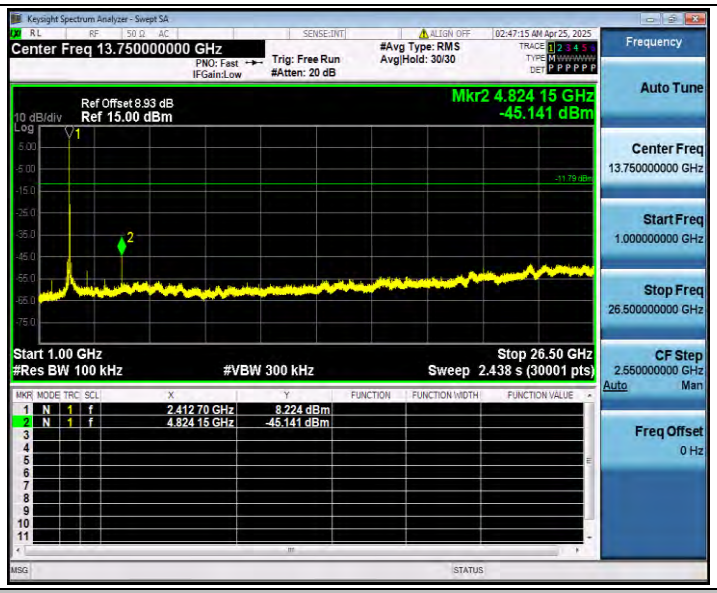

11B_Ant1_2437_0~Reference

11B_Ant1_2437_30~1000

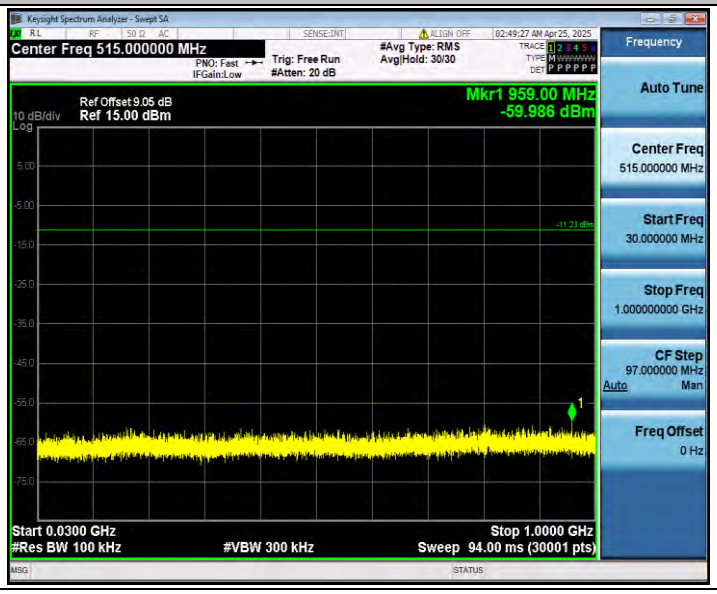

11B_Ant1_2437_1000~26500

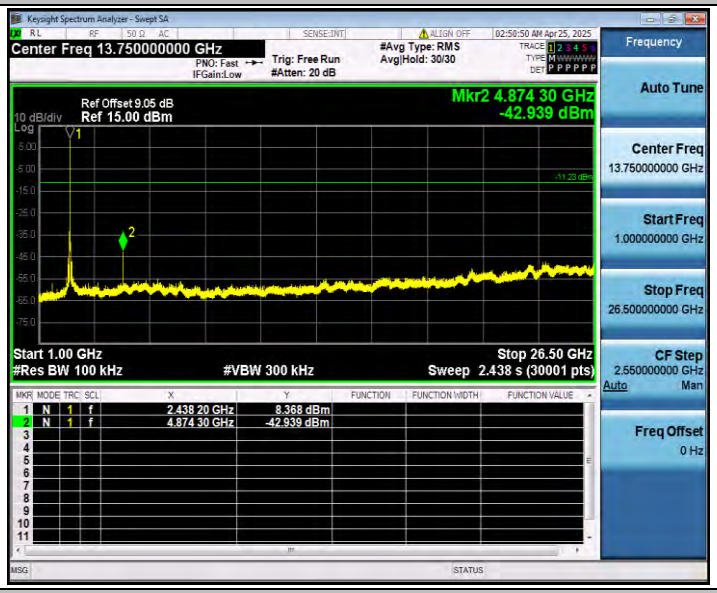

11B_Ant1_2462_0~Reference

11B_Ant1_2462_30~1000

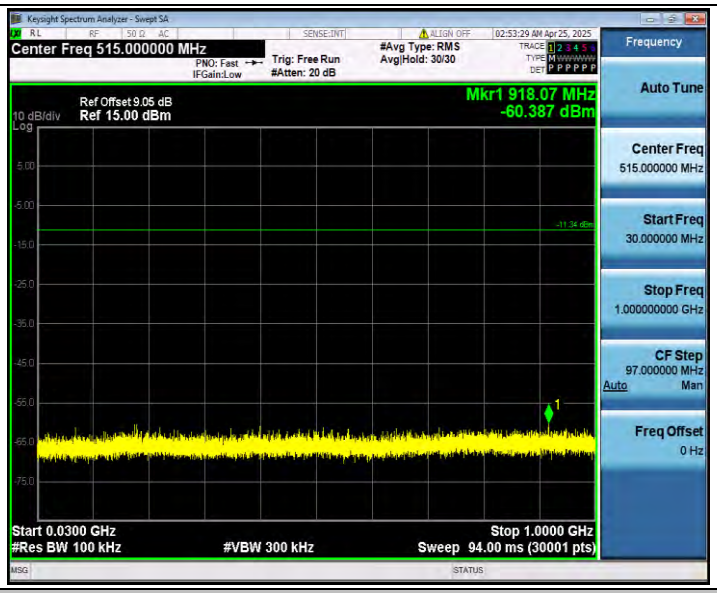

11B_Ant1_2462_1000~26500

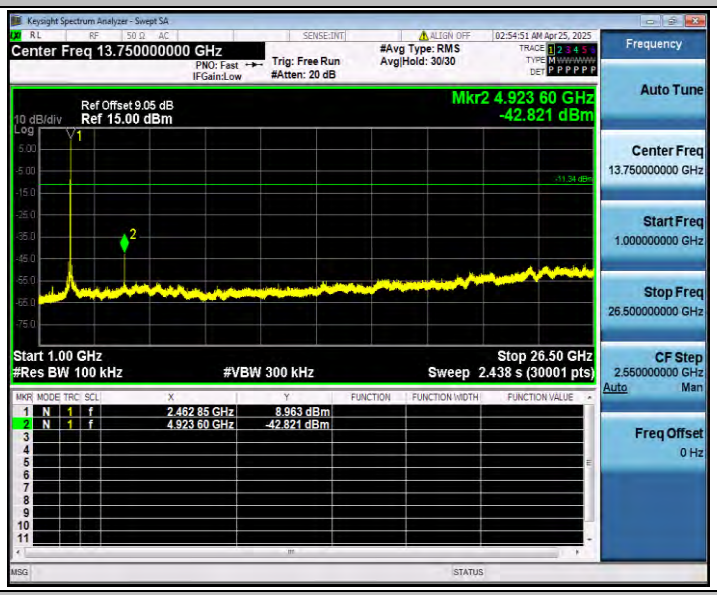

11G_Ant1_2412_0~Reference

11G_Ant1_2412_30~1000

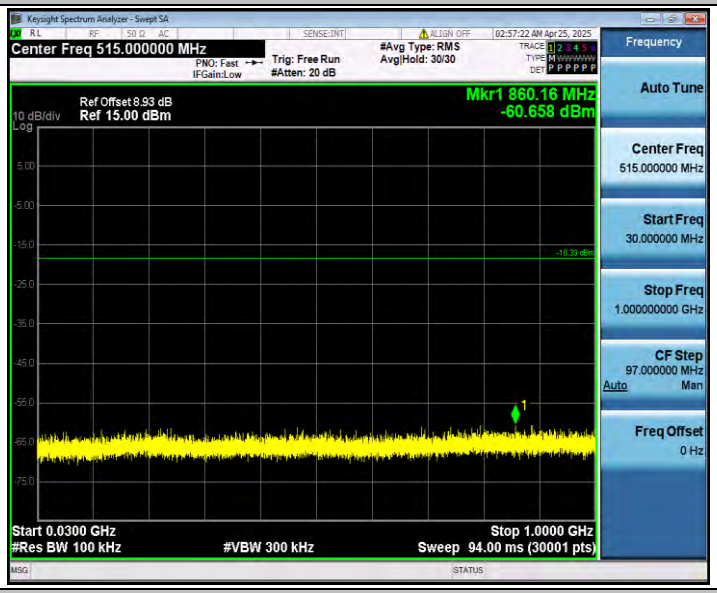

11G_Ant1_2412_1000~26500

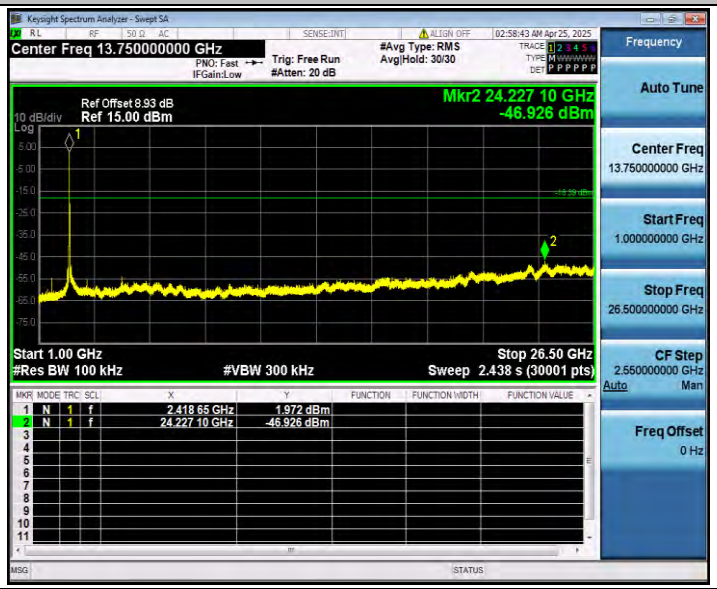

11G_Ant1_2437_0~Reference

11G_Ant1_2437_30~1000

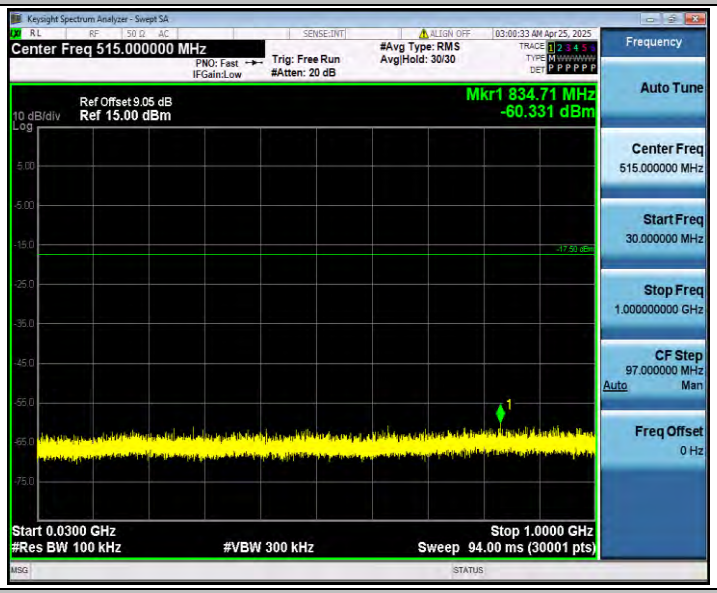

11G_Ant1_2437_1000~26500

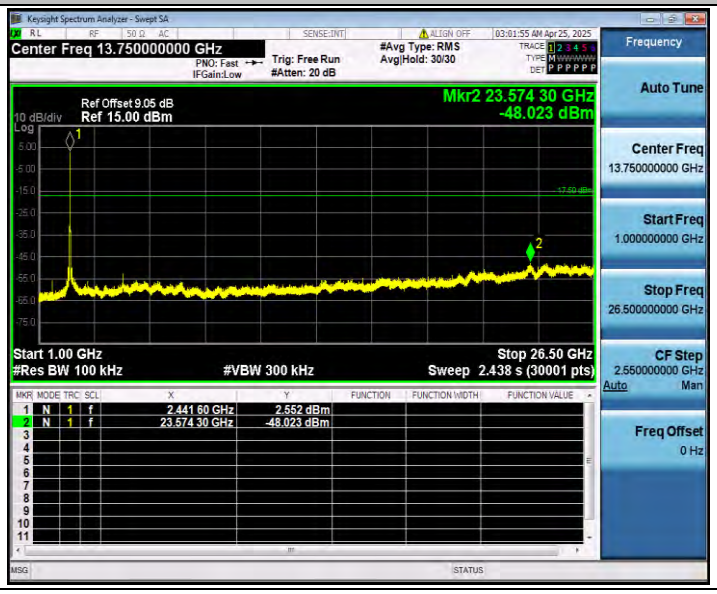

11G_Ant1_2462_0~Reference

11G_Ant1_2462_30~1000

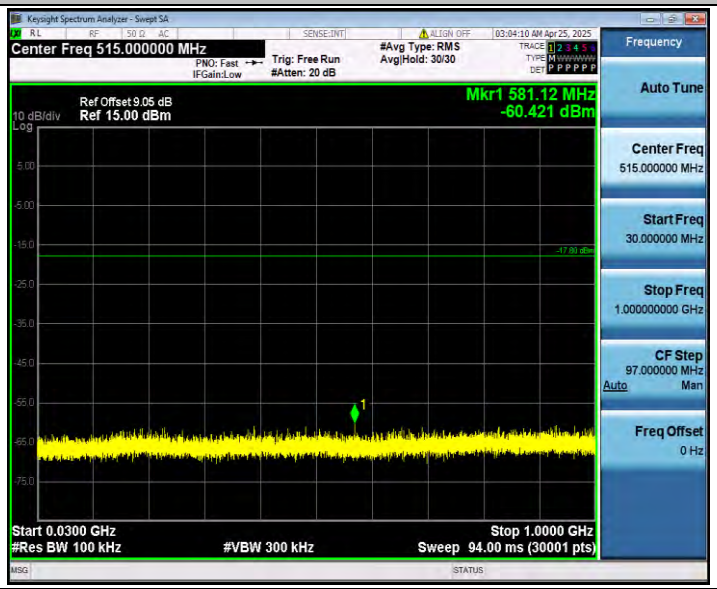

11G_Ant1_2462_1000~26500

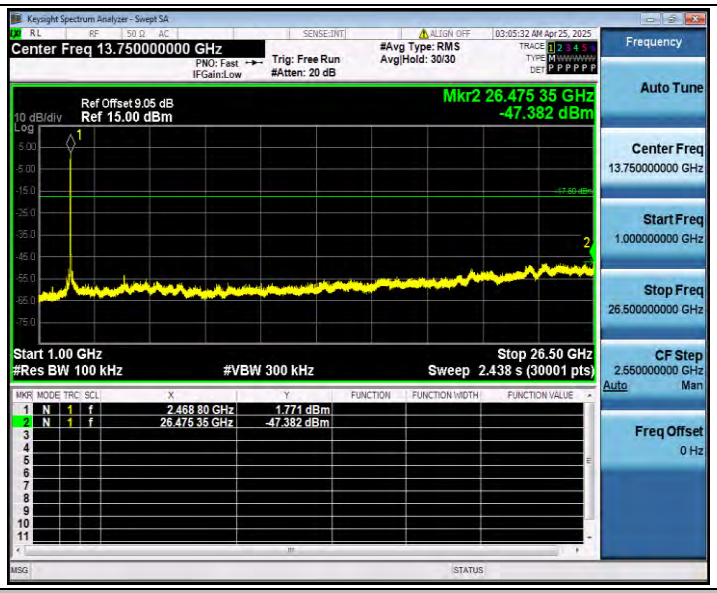

11N20SISO_Ant1_2412_0~Reference

11N20SISO_Ant1_2412_30~1000

11N20SISO_Ant1_2412_1000~26500

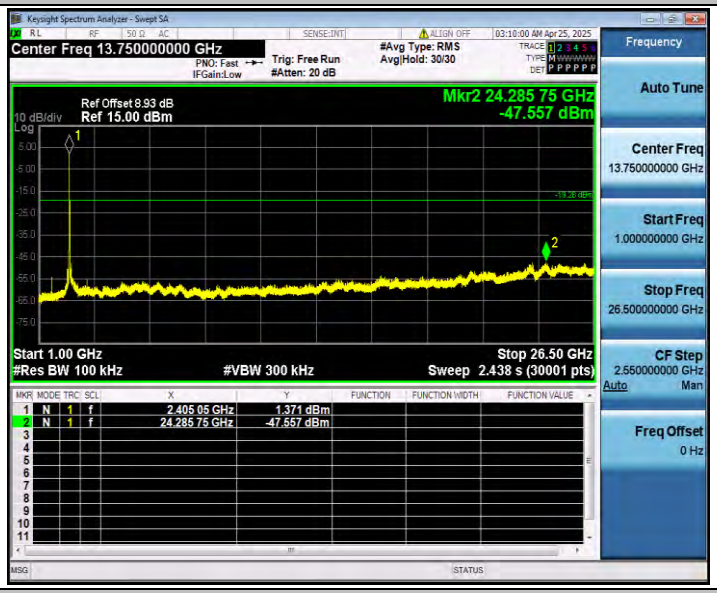

11N20SISO_Ant1_2437_0~Reference

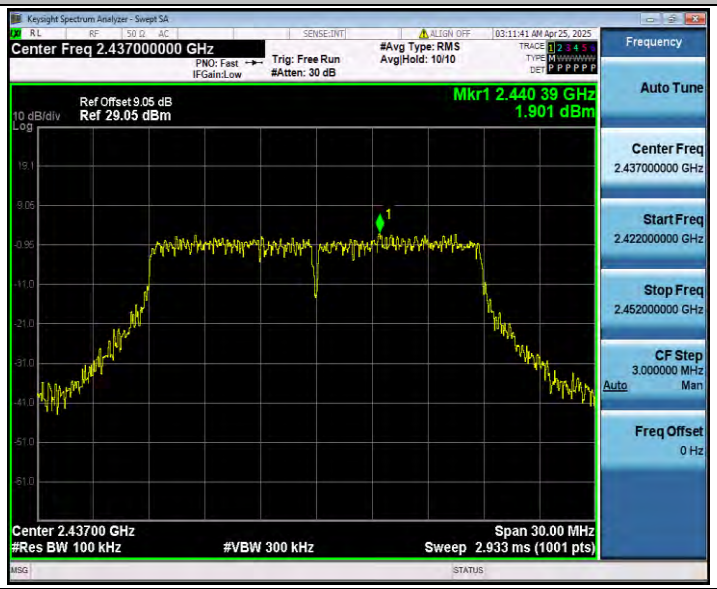

11N20SISO_Ant1_2437_30~1000

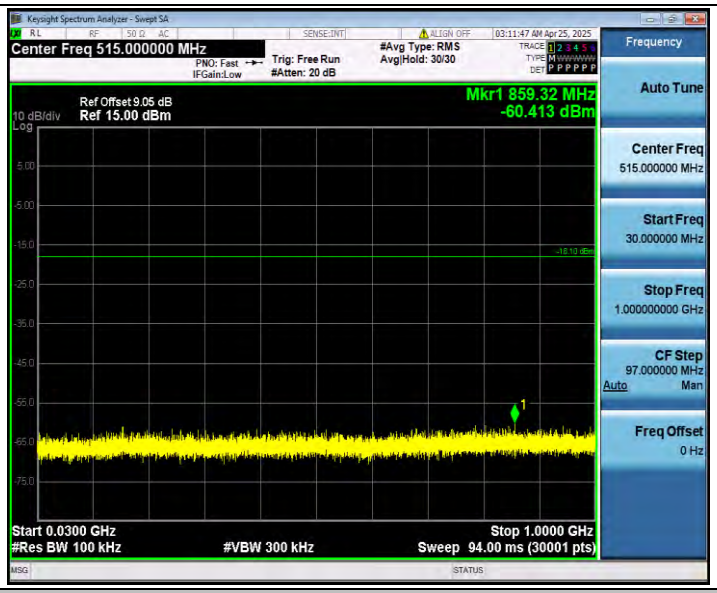

11N20SISO_Ant1_2437_1000~26500

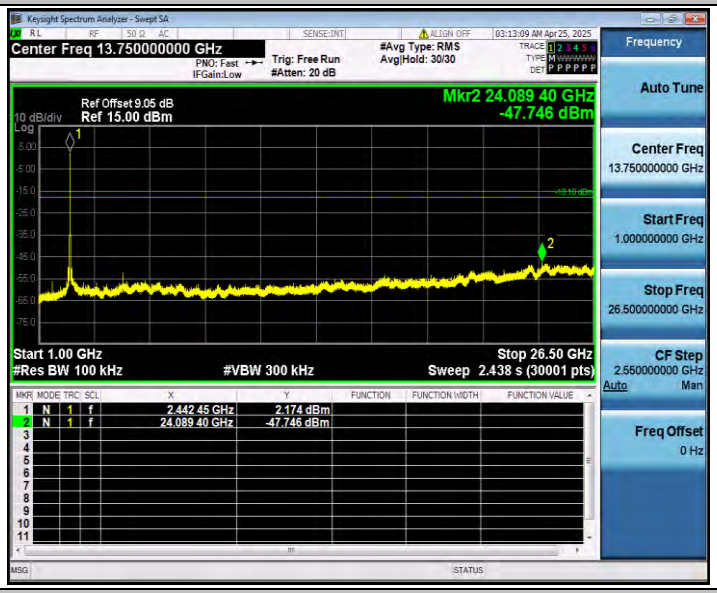

11N20SISO_Ant1_2462_0~Reference

11N20SISO_Ant1_2462_30~1000

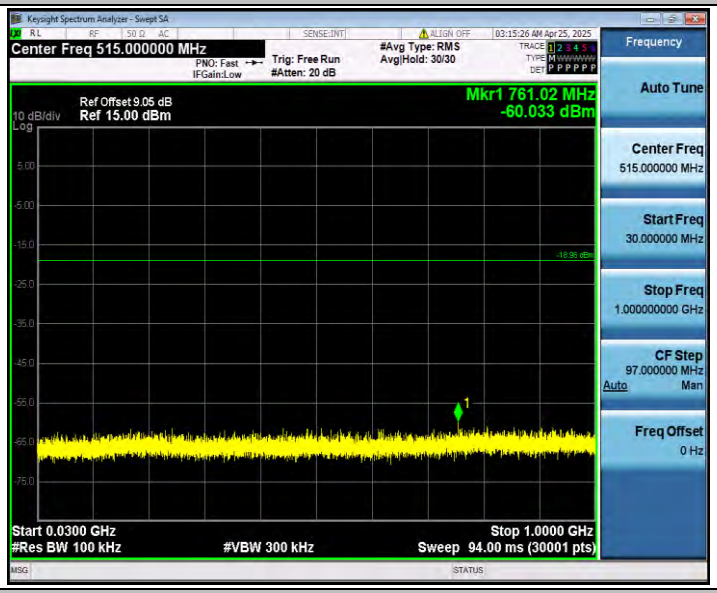

11N20SISO_Ant1_2462_1000~26500

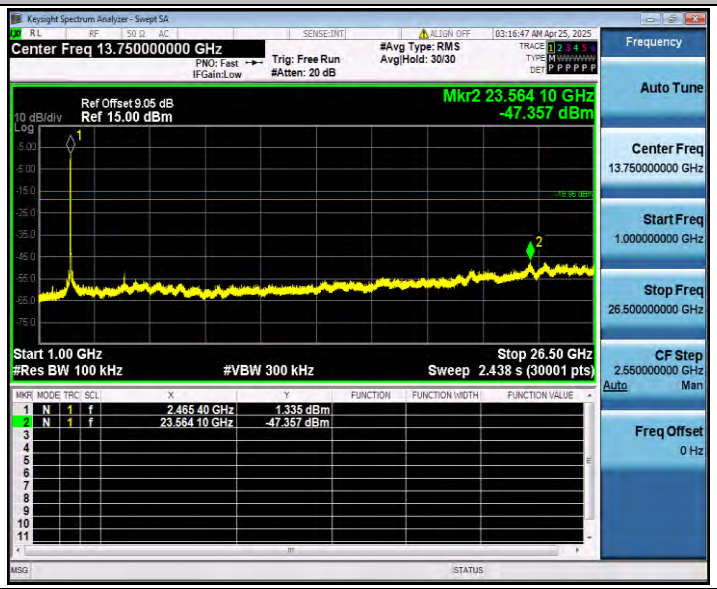

11N40SISO_Ant1_2422_0~Reference

11N40SISO_Ant1_2422_30~1000

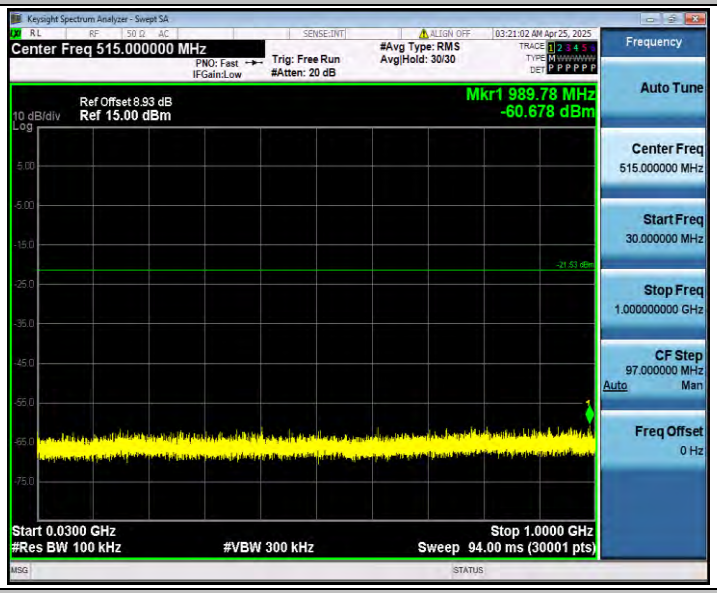

11N40SISO_Ant1_2422_1000~26500

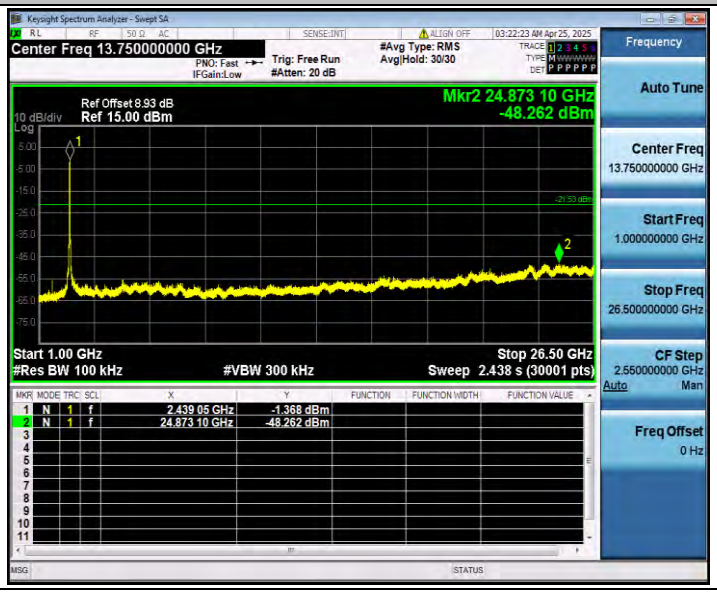

11N40SISO_Ant1_2437_0~Reference

11N40SISO_Ant1_2437_30~1000

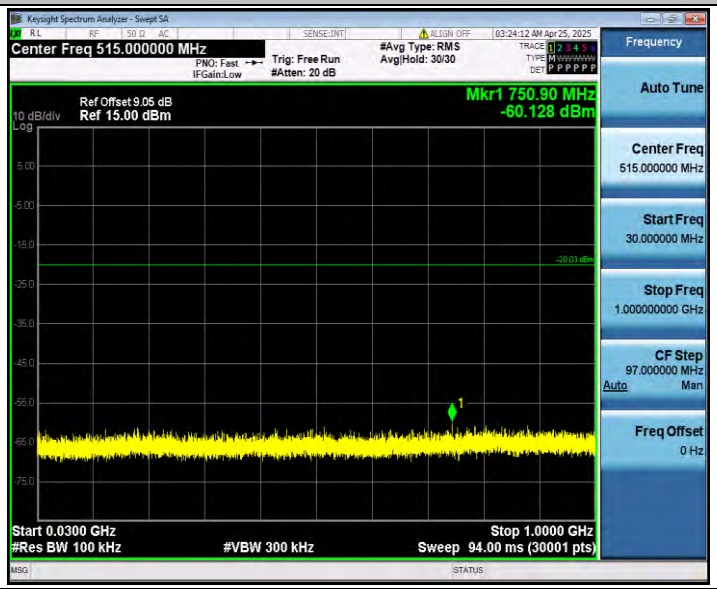

11N40SISO_Ant1_2437_1000~26500

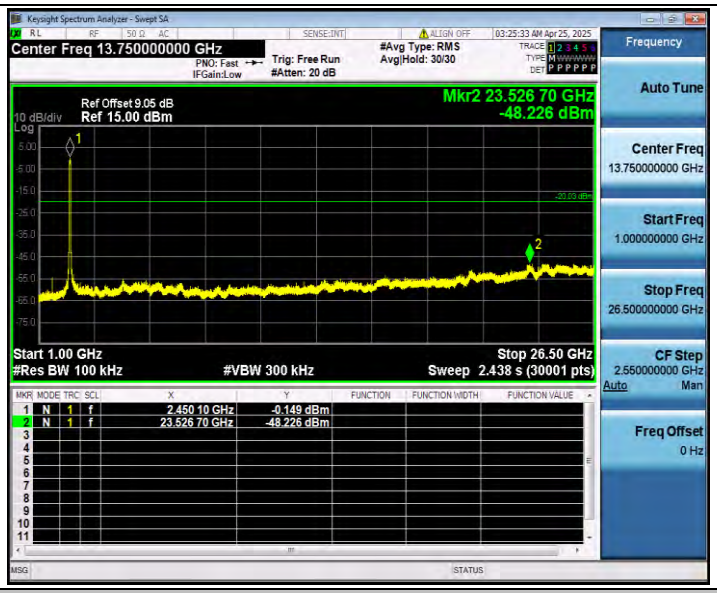

11N40SISO_Ant1_2452_0~Reference

11N40SISO_Ant1_2452_30~1000

11N40SISO_Ant1_2452_1000~26500
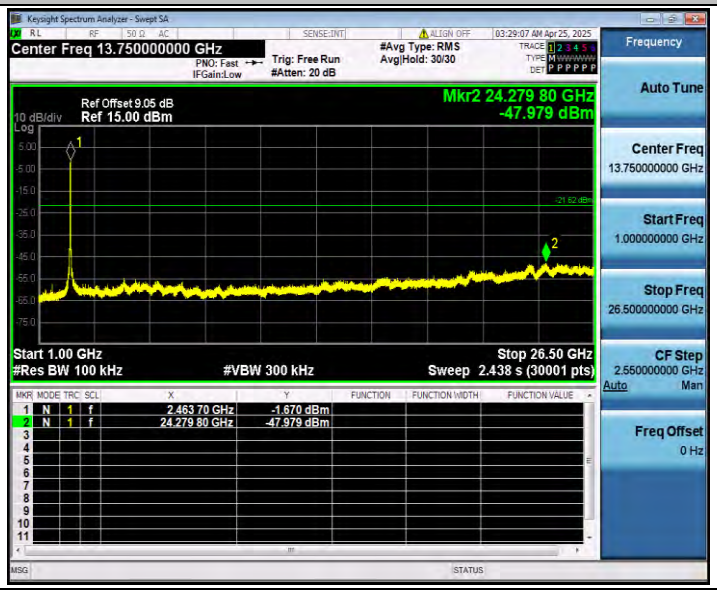

Appendix A.7: Emissions in Restricted Bands

Test Result

TestMode	Antenna	ChName	Frequency[MHz]	Detector	Freq [MHz]	Result [dBm]	Limit [dBm]	Result [dBuV/m]	Limit [dBuV/m]	Verdict
11B	Ant1	Low	2412	AV	2310.000	-48.84	≤-41.20	46.36	≤54	PASS
				AV	2330.940	-42.05	≤-41.20	53.15	≤54	PASS
				AV	2390.000	-46.97	≤-41.20	48.23	≤54	PASS
				Peak	2310.000	-46.45	≤-21.20	48.75	≤74	PASS
				Peak	2331.590	-37.43	≤-21.20	57.77	≤74	PASS
				Peak	2390.000	-44.79	≤-21.20	50.41	≤74	PASS
		High	2462	AV	2483.500	-46.15	≤-41.20	49.05	≤54	PASS
				AV	2483.560	-46.23	≤-41.20	48.97	≤54	PASS
				AV	2500.000	-46.8	≤-41.20	48.40	≤54	PASS
				Peak	2483.500	-42.16	≤-21.20	53.04	≤74	PASS
				Peak	2484.110	-39.19	≤-21.20	56.01	≤74	PASS
				Peak	2500.000	-43.8	≤-21.20	51.40	≤74	PASS
11G	Ant1	Low	2412	AV	2310.000	-49.42	≤-41.20	45.78	≤54	PASS
				AV	2389.960	-45.98	≤-41.20	49.22	≤54	PASS
				AV	2390.000	-45.98	≤-41.20	49.22	≤54	PASS
				Peak	2310.000	-47.16	≤-21.20	48.04	≤74	PASS
				Peak	2345.370	-37.94	≤-21.20	57.26	≤74	PASS
				Peak	2390.000	-40.82	≤-21.20	54.38	≤74	PASS
		High	2462	AV	2483.500	-45.26	≤-41.20	49.94	≤54	PASS
				AV	2483.560	-45.36	≤-41.20	49.84	≤54	PASS
				AV	2500.000	-47.44	≤-41.20	47.76	≤54	PASS
				Peak	2483.500	-37.99	≤-21.20	57.21	≤74	PASS
				Peak	2493.240	-39.35	≤-21.20	55.85	≤74	PASS
				Peak	2500.000	-40.71	≤-21.20	54.49	≤74	PASS
11N20SISO	Ant1	Low	2412	AV	2310.000	-49.42	≤-41.20	45.78	≤54	PASS
				AV	2389.960	-44.71	≤-41.20	50.49	≤54	PASS
				AV	2390.000	-44.71	≤-41.20	50.49	≤54	PASS
				Peak	2310.000	-45.7	≤-21.20	49.50	≤74	PASS
				Peak	2389.700	-38.22	≤-21.20	56.98	≤74	PASS
				Peak	2390.000	-46.03	≤-21.20	49.17	≤74	PASS
		High	2462	AV	2483.500	-44.48	≤-41.20	50.72	≤54	PASS
				AV	2483.560	-44.59	≤-41.20	50.61	≤54	PASS
				AV	2500.000	-47.44	≤-41.20	47.76	≤54	PASS
				Peak	2483.500	-40.88	≤-21.20	54.32	≤74	PASS
				Peak	2487.520	-38.04	≤-21.20	57.16	≤74	PASS

				Peak	2500.000	-43.08	≤-21.20	52.12	≤74	PASS
11N40SISO	Ant1	Low	2422	AV	2310.000	-49.44	≤-41.20	45.76	≤54	PASS
				AV	2389.960	-42.41	≤-41.20	52.79	≤54	PASS
				AV	2390.000	-42.41	≤-41.20	52.79	≤54	PASS
				Peak	2310.000	-49.79	≤-21.20	45.41	≤74	PASS
				Peak	2388.660	-27.98	≤-21.20	67.22	≤74	PASS
				Peak	2390.000	-38.82	≤-21.20	56.38	≤74	PASS
		High	2452	AV	2483.500	-43.17	≤-41.20	52.03	≤54	PASS
				AV	2483.890	-43.16	≤-41.20	52.04	≤54	PASS
				AV	2500.000	-47.11	≤-41.20	48.09	≤54	PASS
				Peak	2483.500	-43.14	≤-21.20	52.06	≤74	PASS
				Peak	2488.400	-35.15	≤-21.20	60.05	≤74	PASS
				Peak	2500.000	-40.09	≤-21.20	55.11	≤74	PASS

Note：

1. The Antenna Gain is compensated in the graph.
2. The Duty Cycle Factor and RBW Factor is compensated in the graph.
3. The limit in dBm for average detector is conversion from 54dBuV/m, according to 15.209(a). The limit in dBm for peak detector is 20dB above the limit of average detector in dBm.

Test Graphs

11B_Ant1_Low_2412_AV

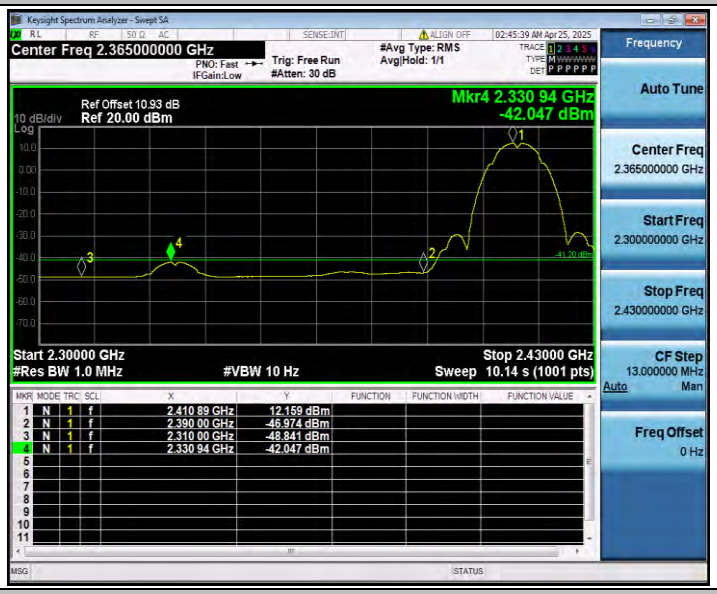

11B_Ant1_Low_2412_Peak

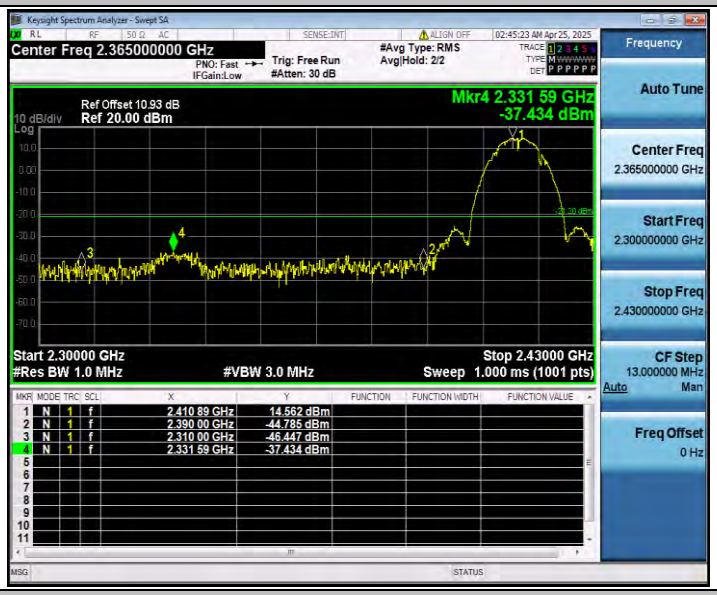

11B_Ant1_High_2462_AV

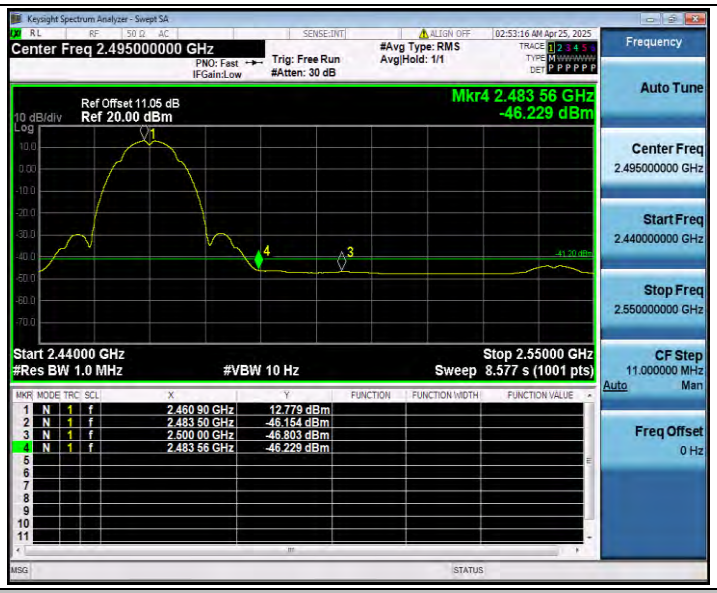

11B_Ant1_High_2462_Peak

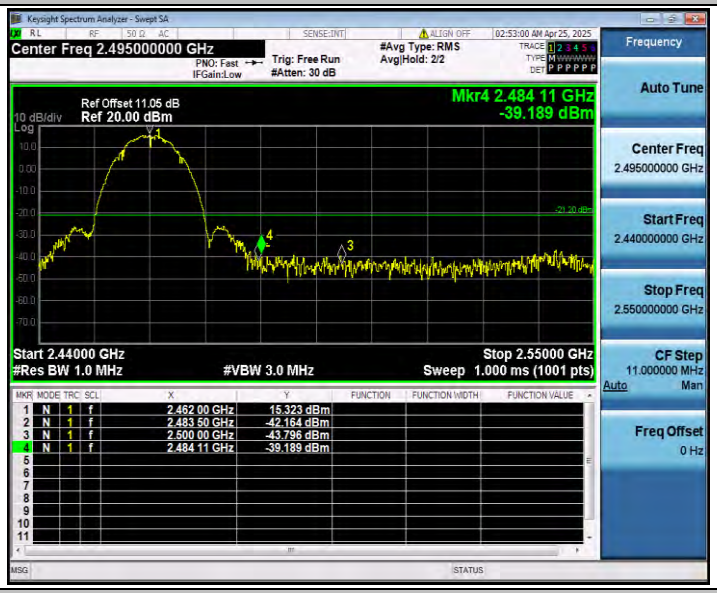

11G_Ant1_Low_2412_AV

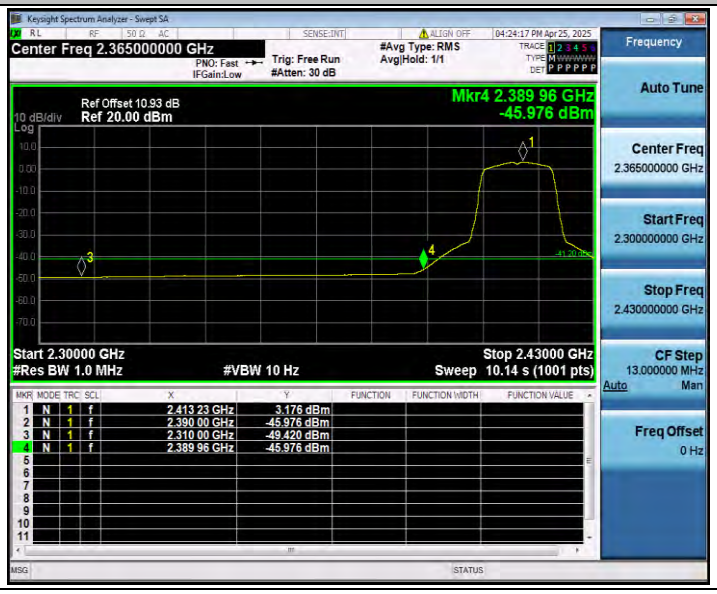

11G_Ant1_Low_2412_Peak

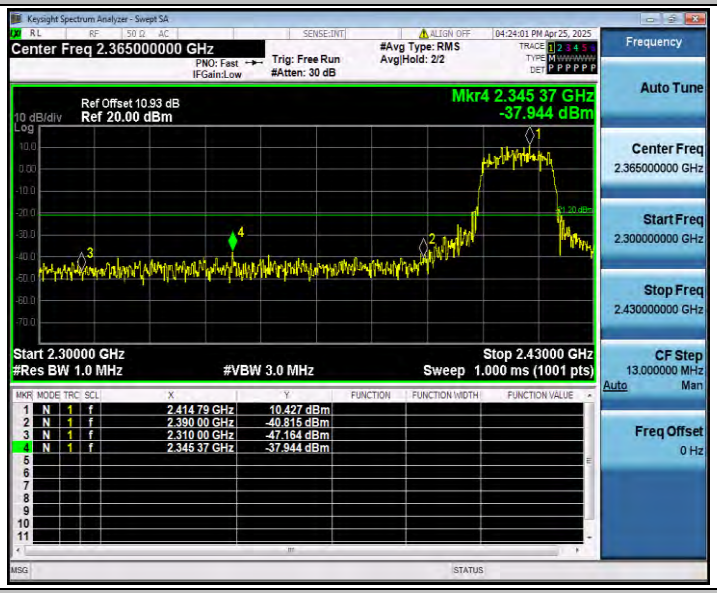

11G_Ant1_High_2462_AV

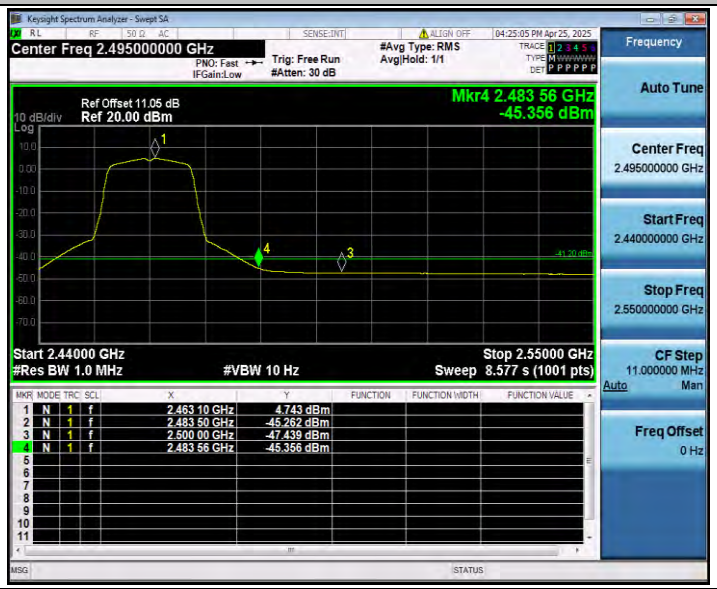

11G_Ant1_High_2462_Peak

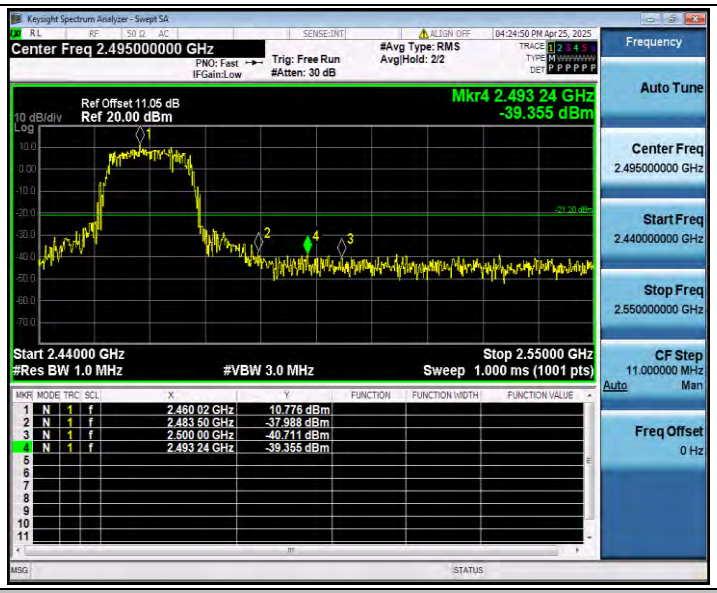

11N20SISO_Ant1_Low_2412_AV

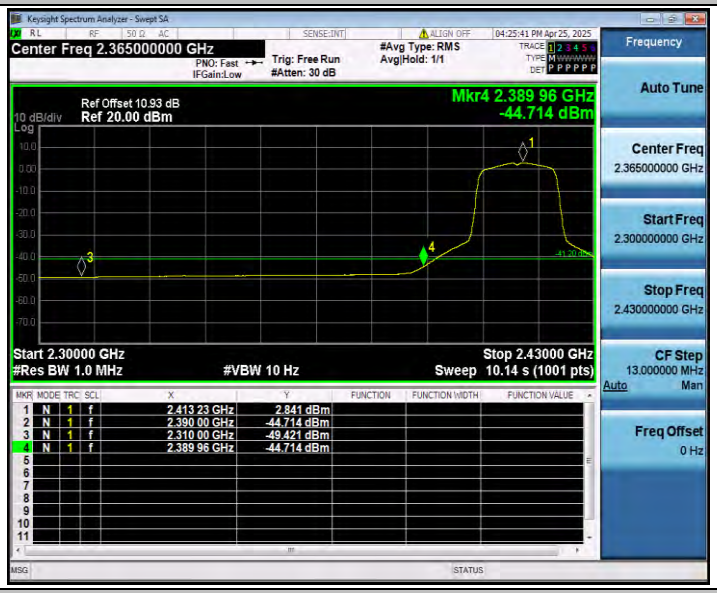

11N20SISO_Ant1_Low_2412_Peak

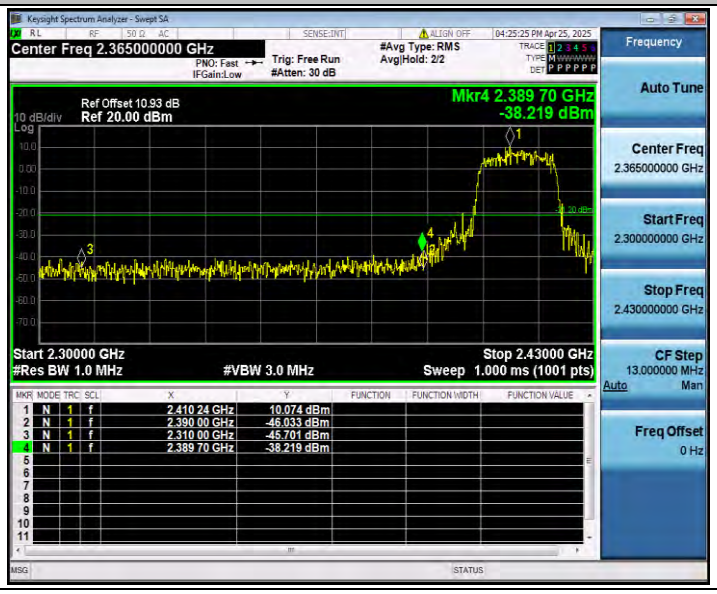

11N20SISO_Ant1_High_2462_AV

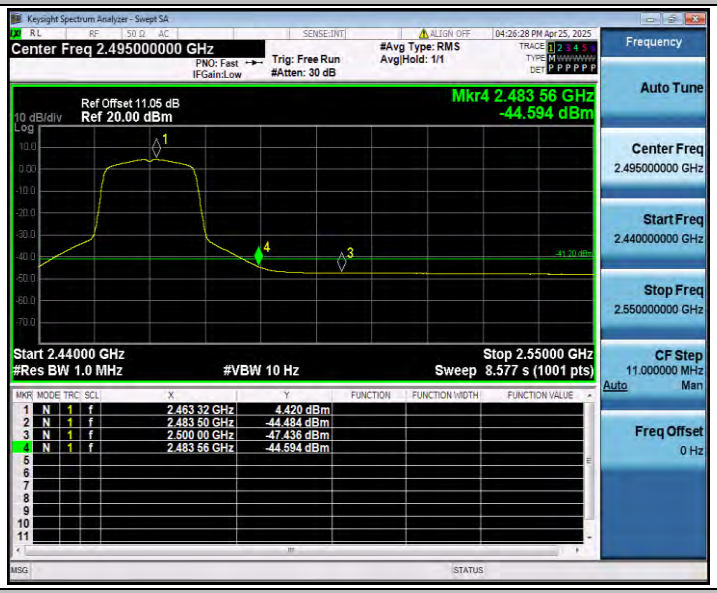

11N20SISO_Ant1_High_2462_Peak

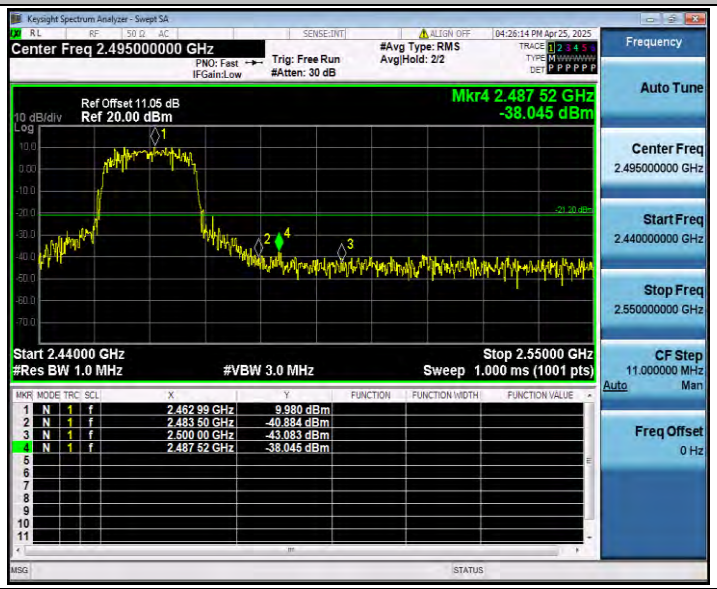

11N40SISO_Ant1_Low_2422_AV

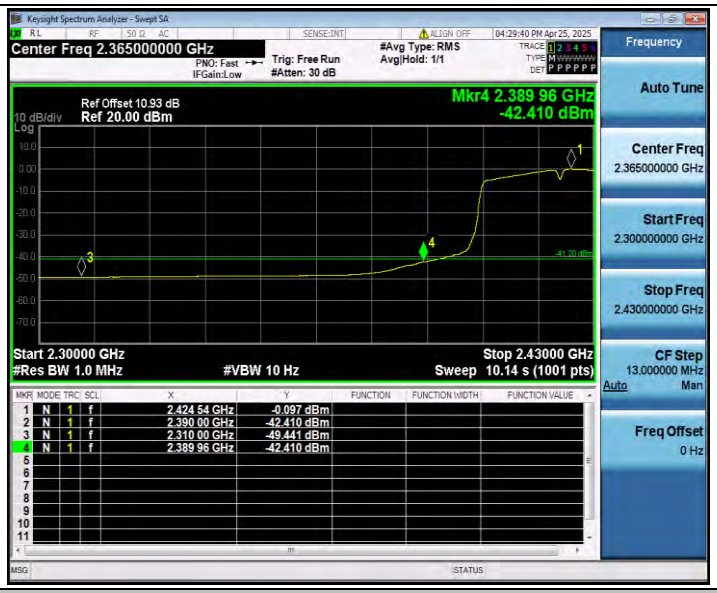

11N40SISO_Ant1_Low_2422_Peak

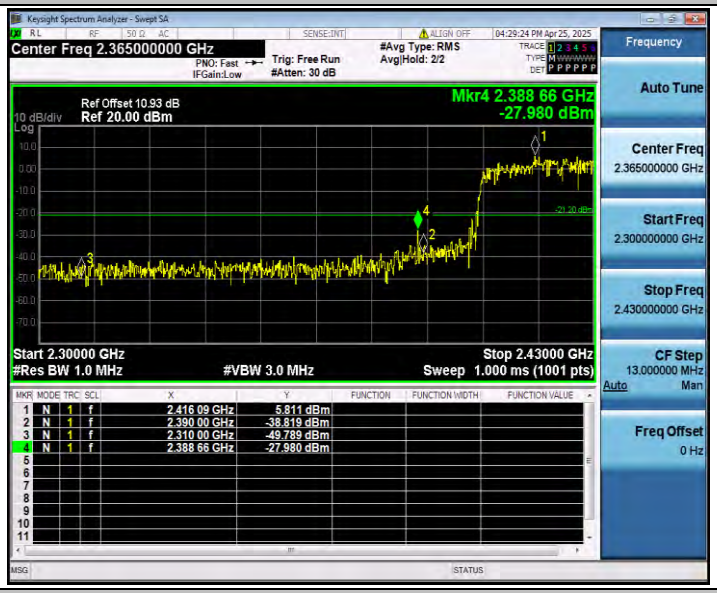

11N40SISO_Ant1_High_2452_AV

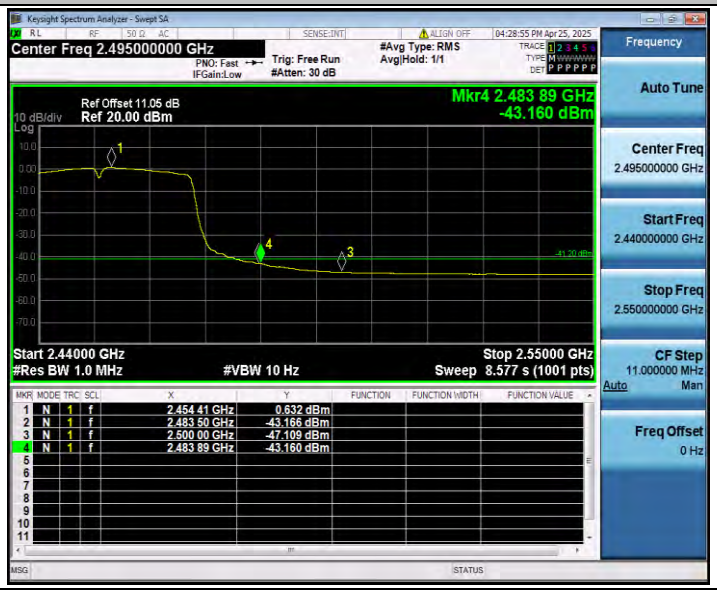

11N40SISO_Ant1_High_2452_Peak