antenna report

Test Date	MAY 11(th), 2023
TestInstrument	vector network analyzer-Agilent Technologies E5071B

Facility description Measurement procedure

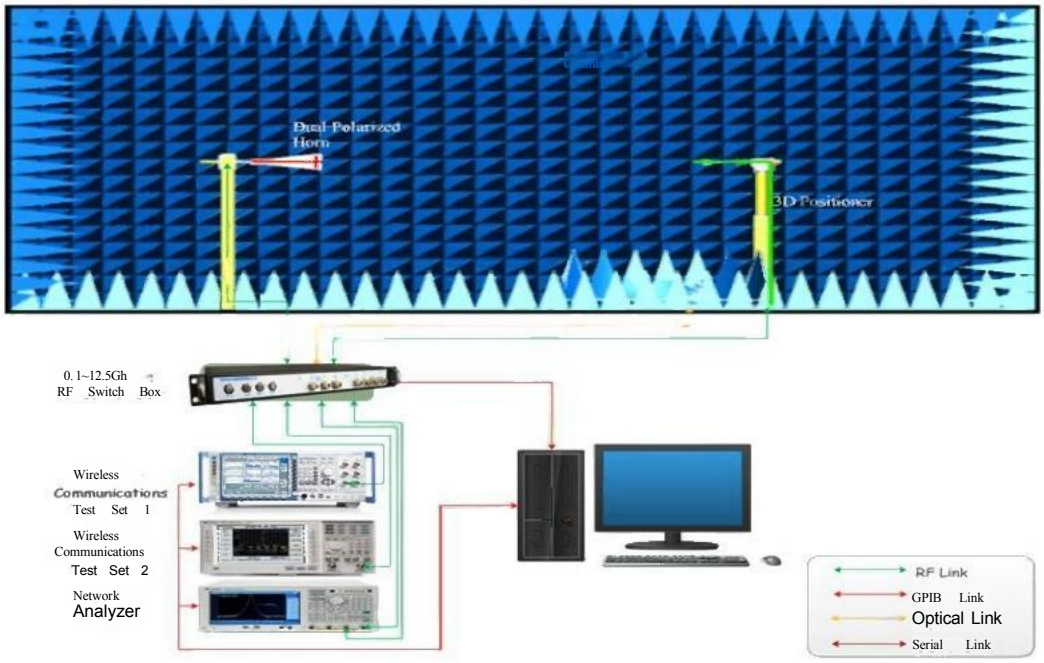

Antenna information

Customer	Boat of wealth
Antenna Model	FPC
Antenna Type	PIFA

Matching circuits

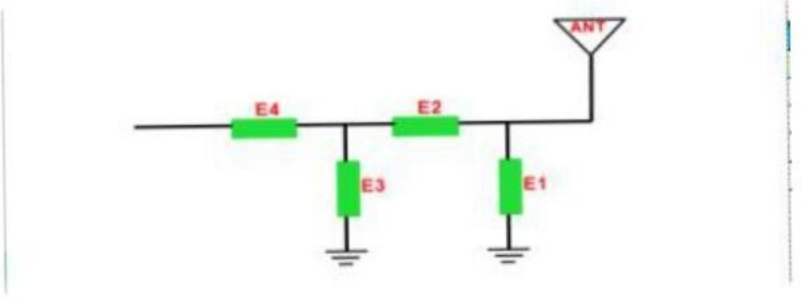

Passive performance figure

Frequency(MHZ)	2400~2500
VSWR	<3.5

VSWR Test

Test VSWR equipment connection sequence: AgilentE5071B network analyzer→ test connectionline and prototype provided by customer

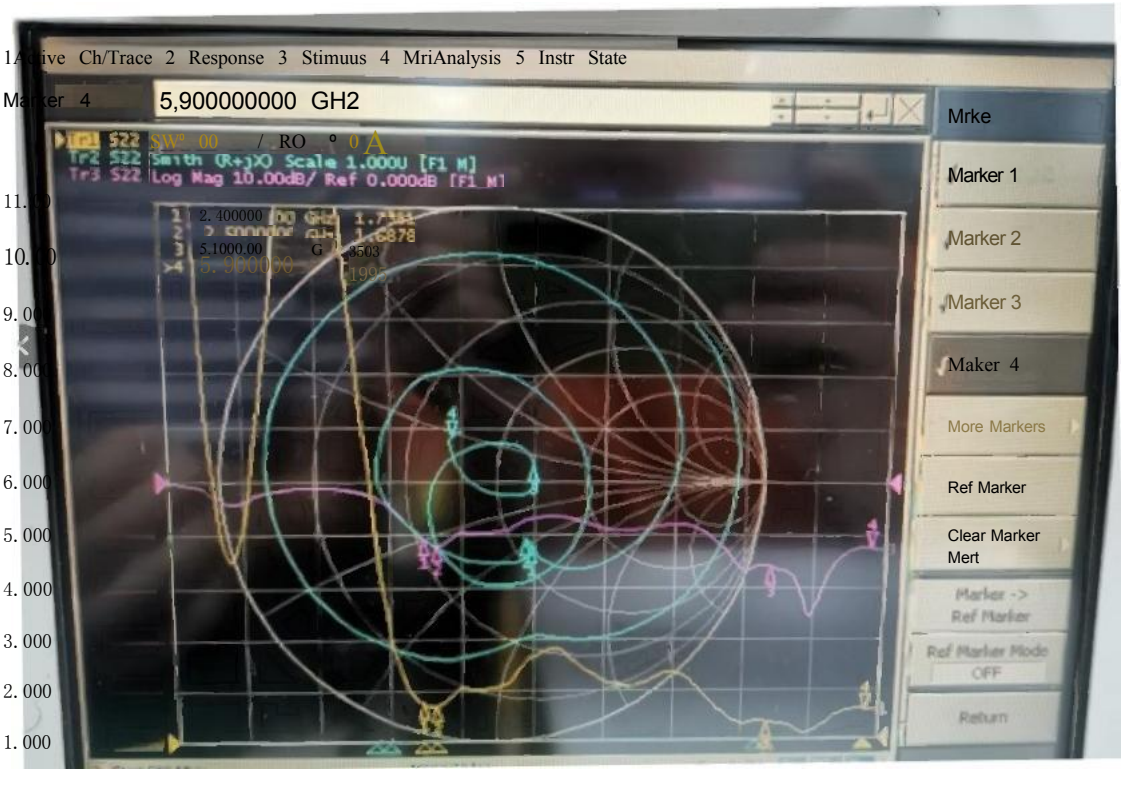

Antenna position picture

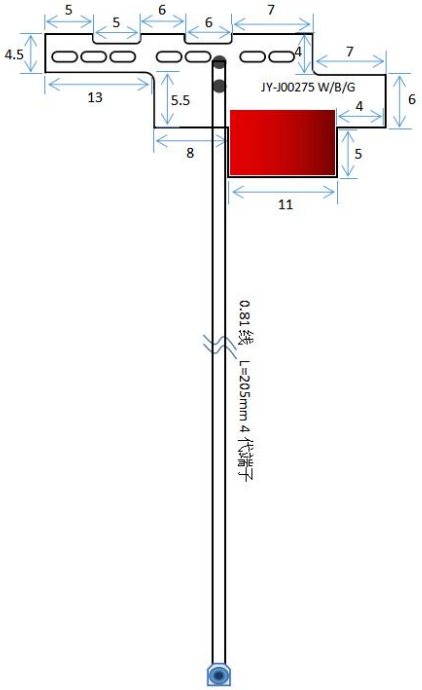

Antenna Max. Peak Gain
WIFI-2.4G:2.17dBi

Passive Test For WIFI2.4										
Freq (MHz)	Effi (%)	Effi (dB)	Gain (dBi)	Gain (dBd)	UHIS (%)	DHIS (%)	Max (dB)	Min (dB)	irectivit (dBi)	Beamwidth (3dB)
2400	56.22	-2.5	1.88	-0.27	25.636	30.579	1.88	-12.9	4.38	0
2410	57.69	-2.39	1.78	-0.37	26.927	30.763	1.78	-12.66	4.17	0
2420	57.62	-2.39	1.56	-0.59	27.578	30.039	1.56	-13.78	3.95	90
2430	58.51	-2.33	1.79	-0.36	28.759	29.747	1.79	-14.54	4.12	90
2440	59.67	-2.24	2.01	-0.14	29.972	29.702	2.01	-15.38	4.25	90
2450	60.98	-2.15	2.17	0.02	31.055	29.921	2.17	-15.66	4.32	60
2460	60.79	-2.16	2.09	-0.06	31.173	29.621	2.09	-15.45	4.25	60
2470	58.56	-2.32	1.96	-0.19	30.075	28.485	1.96	-15.55	4.28	60
2480	58.48	-2.33	1.75	-0.4	30.034	28.442	1.75	-15.52	4.09	60
2490	59.98	-2.22	2.07	-0.08	30.734	29.247	2.07	-15.15	4.29	60
2500	58.37	-2.34	2	-0.15	29.97	28.405	2	-15.44	4.34	60

3-D Patten Plots

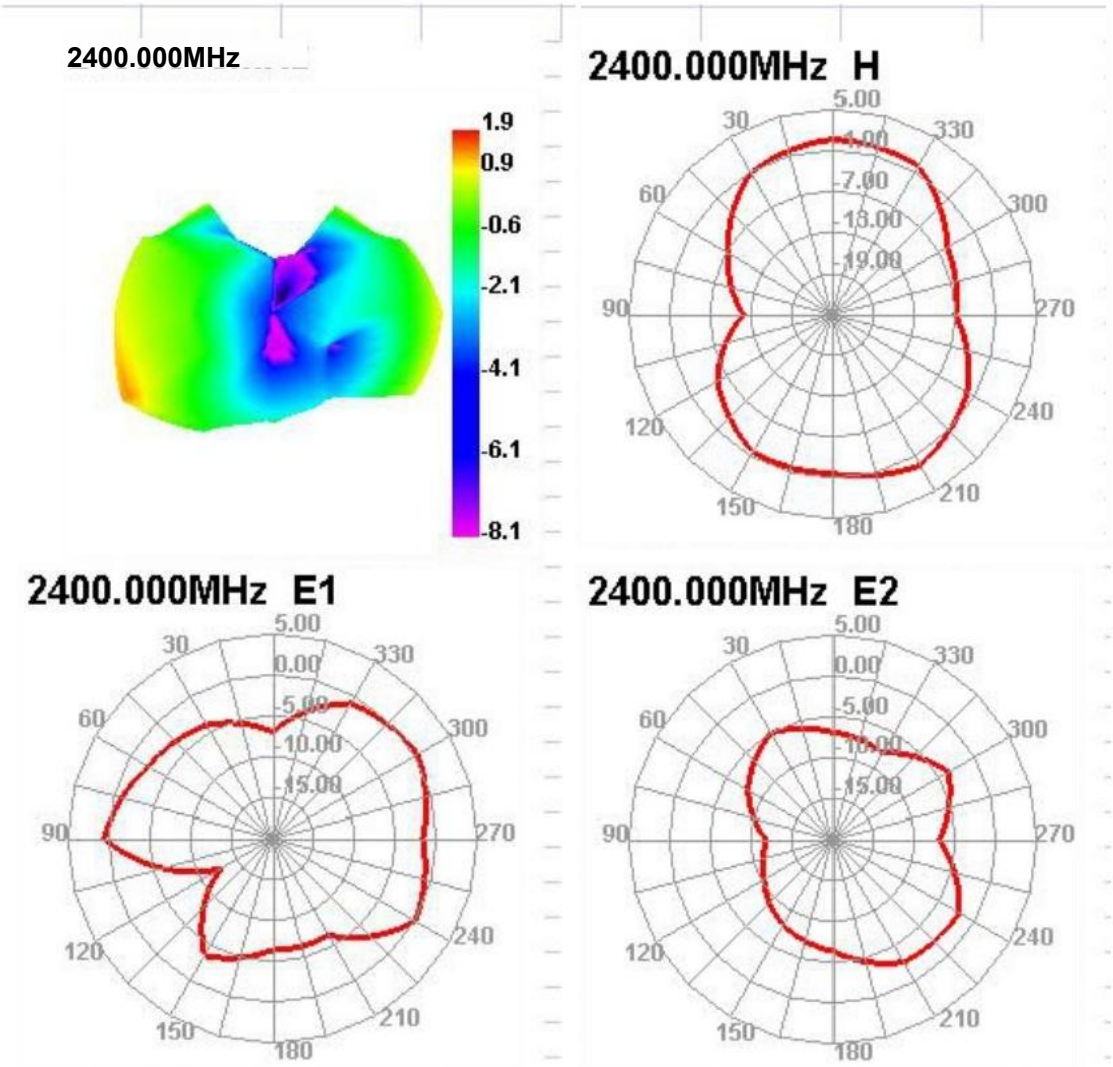

2500.000MHz

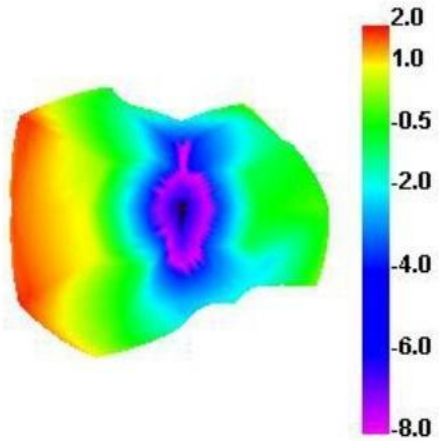

2500.000MHz H

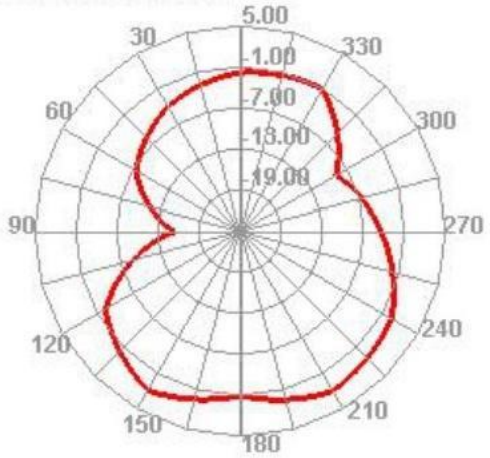

2500.000MHz E1

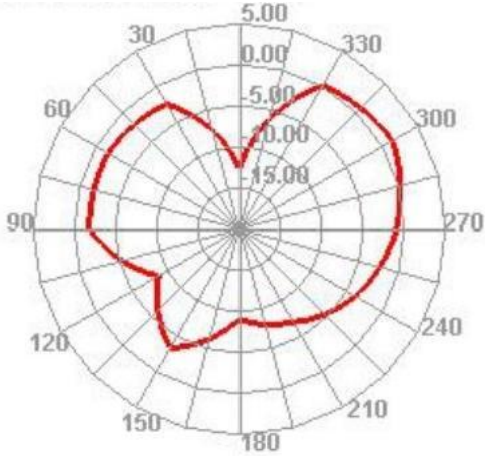
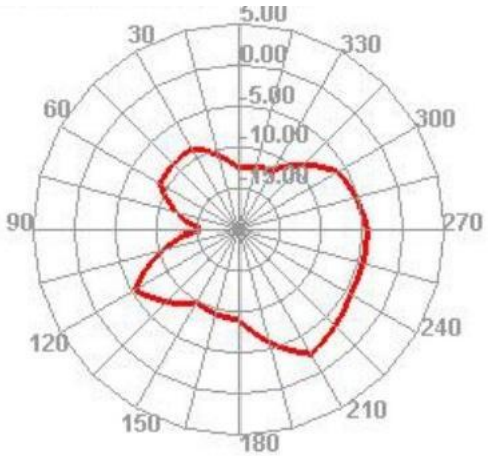
2500.000MHz E2