Case No. : GTS20250407018-1-05	
Ambient Condition: 22 ℃, 48 %RH,	
Test Date: 2025.4.25	**Test Engineer:** Evan ouyang

Appendix A.1: DTS Bandwidth

Test Result

TestMode	Antenna	Frequency[MHz]	DTS BW [MHz]	FL[MHz]	FH[MHz]	Limit[MHz]	Verdict
11B	Ant1	2412	7.080	2408.440	2415.520	0.5	PASS
		2437	6.600	2433.920	2440.520	0.5	PASS
		2462	8.040	2457.960	2466.000	0.5	PASS
11G	Ant1	2412	14.480	2405.080	2419.560	0.5	PASS
		2437	14.840	2429.720	2444.560	0.5	PASS
		2462	14.800	2454.080	2468.880	0.5	PASS
11N20SISO	Ant1	2412	15.960	2403.560	2419.520	0.5	PASS
		2437	15.000	2429.520	2444.520	0.5	PASS
		2462	15.440	2454.440	2469.880	0.5	PASS
11N40SISO	Ant1	2422	35.760	2404.400	2440.160	0.5	PASS
		2437	21.280	2428.200	2449.480	0.5	PASS
		2452	35.040	2434.480	2469.520	0.5	PASS

Test Graphs

11B_Ant1_2412

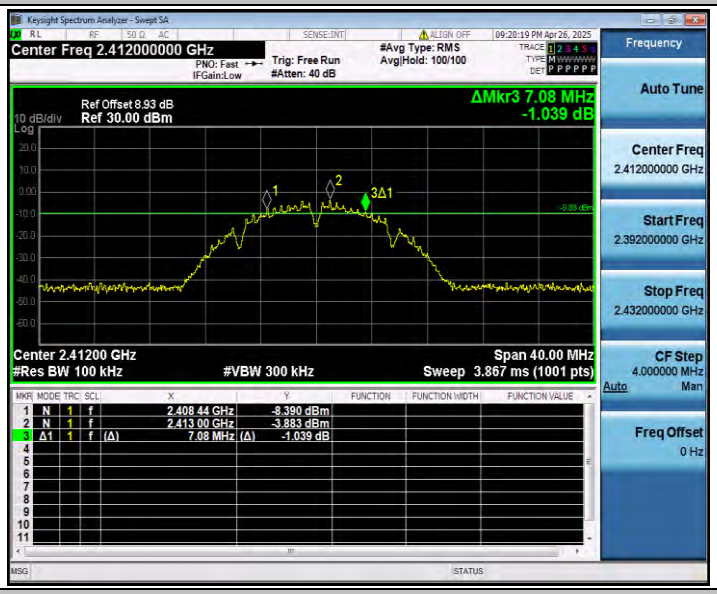

11B_Ant1_2437

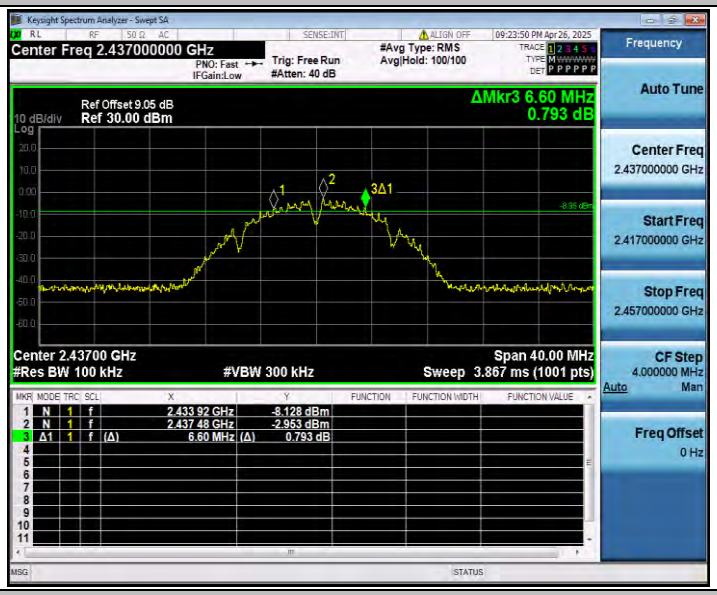

11B_Ant1_2462

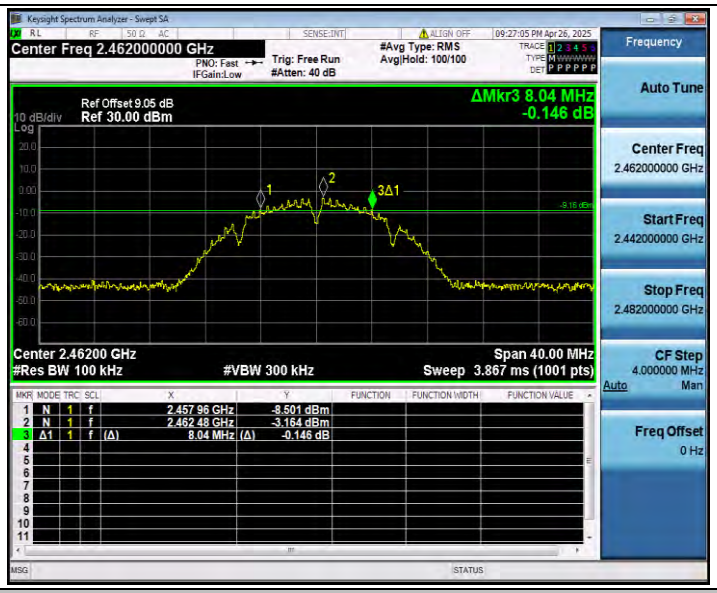

11G_Ant1_2412

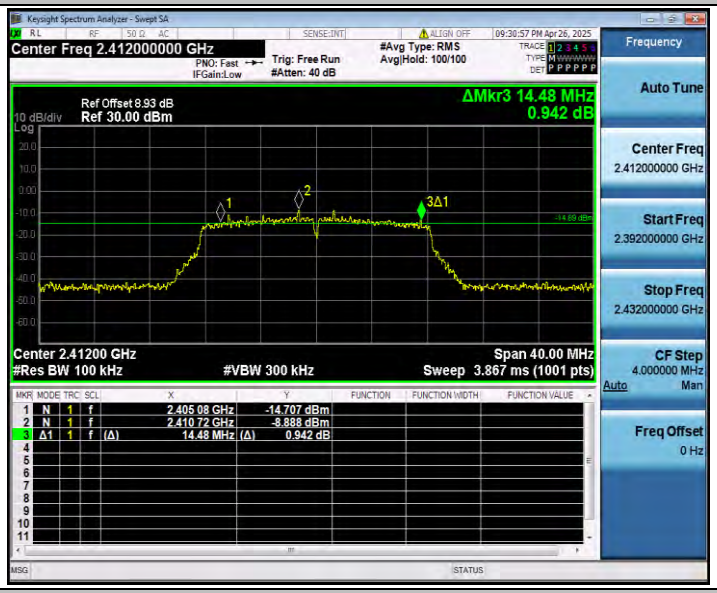

11G_Ant1_2437

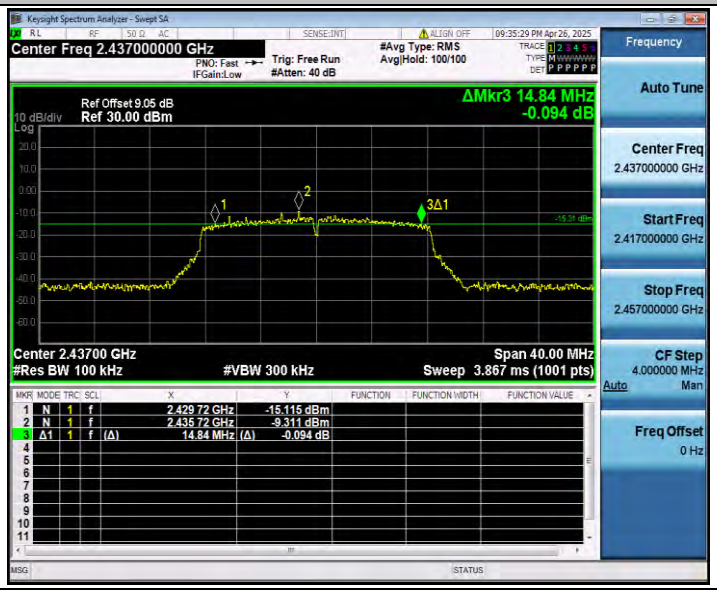

11G_Ant1_2462

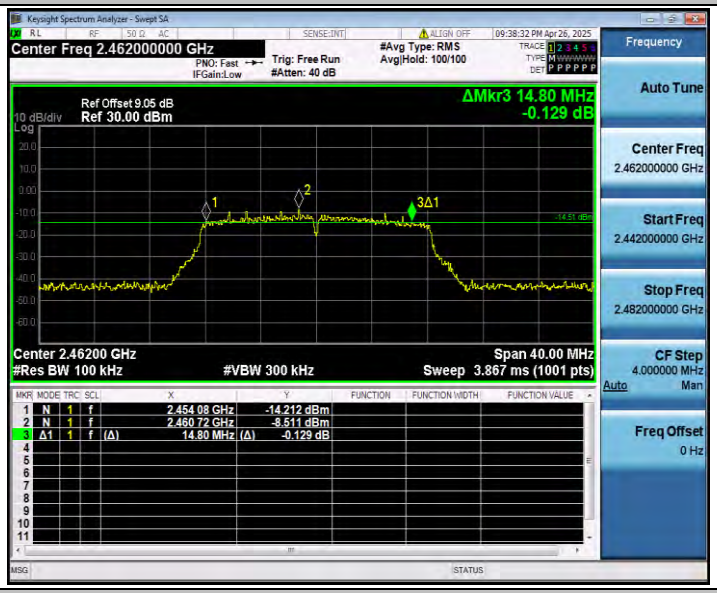

11N20SISO_Ant1_2412

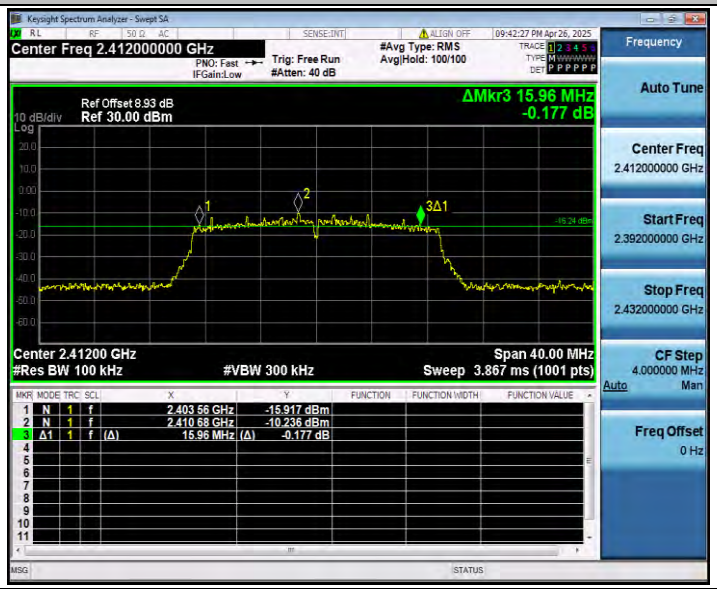

11N20SISO_Ant1_2437

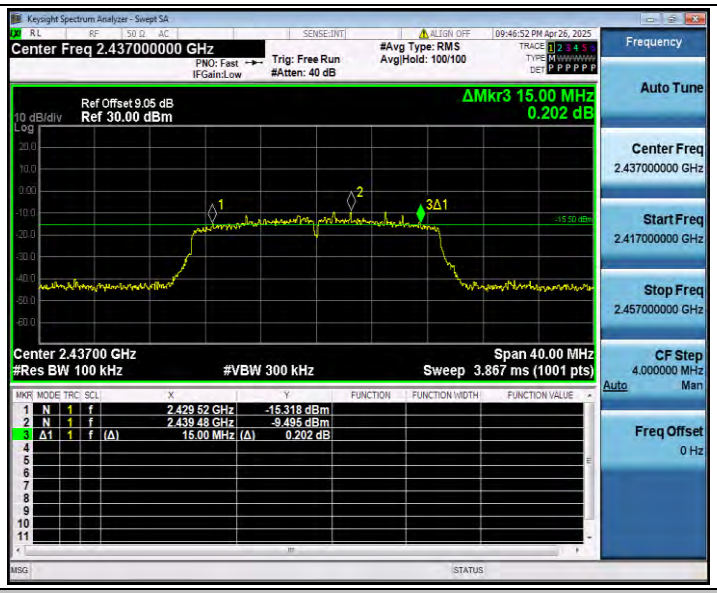

11N20SISO_Ant1_2462

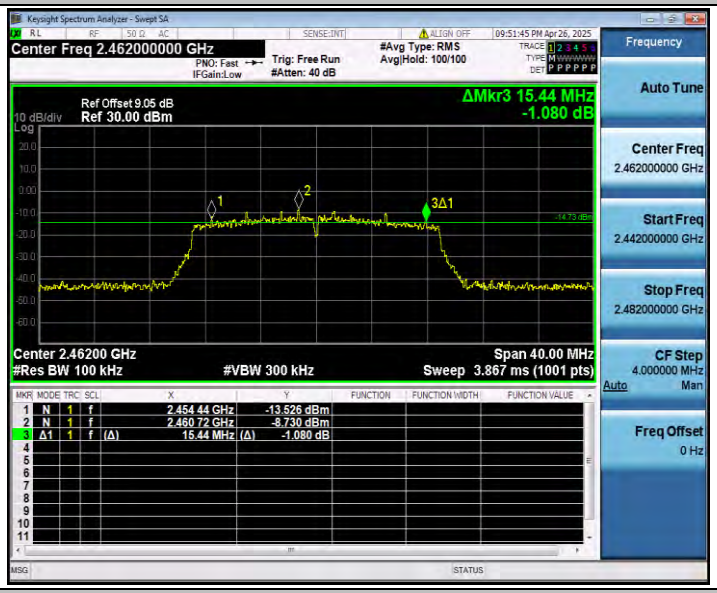

11N40SISO_Ant1_2422

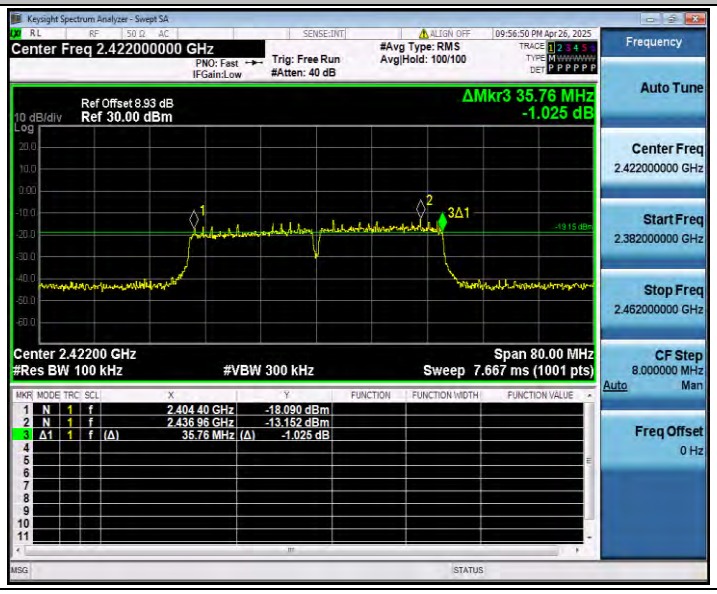

11N40SISO_Ant1_2437
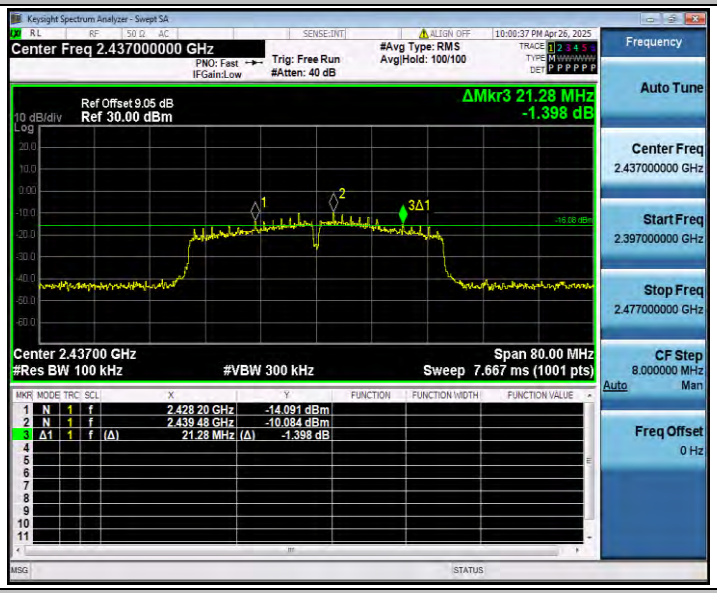

11N40SISO_Ant1_2452
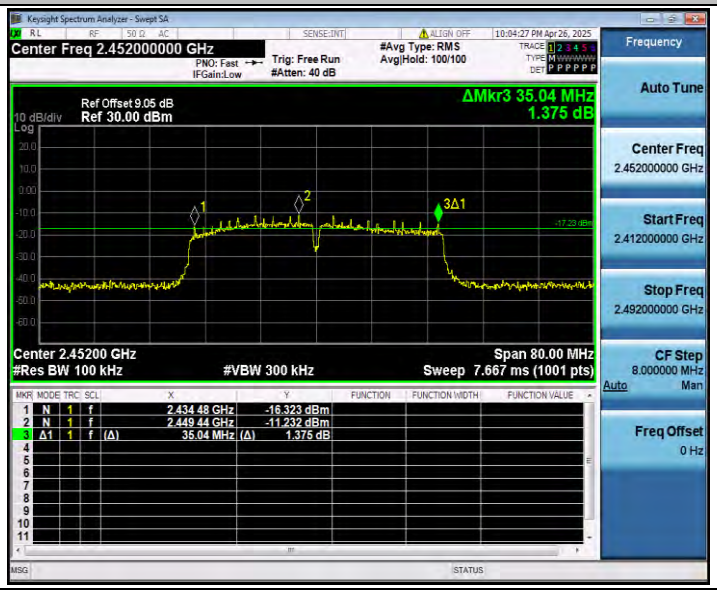

Appendix A.2: Occupied Channel Bandwidth

Test Result

TestMode	Antenna	Channel Frequency[MHz]	OCB [MHz]	FL[MHz]	FH[MHz]	Limit[MHz]	Verdict
11B	Ant1	2412	13.207	2405.4009	2418.6079	---	---
		2437	12.743	2430.7084	2443.4514	---	---
		2462	13.225	2455.3631	2468.5881	---	---
11G	Ant1	2412	17.023	2403.4718	2420.4948	---	---
		2437	16.796	2428.6463	2445.4423	---	---
		2462	16.920	2453.4992	2470.4192	---	---
11N20SISO	Ant1	2412	17.938	2403.0245	2420.9625	---	---
		2437	17.850	2428.1099	2445.9599	---	---
		2462	17.925	2452.9621	2470.8871	---	---
11N40SISO	Ant1	2422	36.852	2403.7191	2440.5711	---	---
		2437	35.875	2419.1038	2454.9788	---	---
		2452	36.111	2434.1593	2470.2703	---	---

Test Graphs

11B_Ant1_2412

11B_Ant1_2437

11B_Ant1_2462

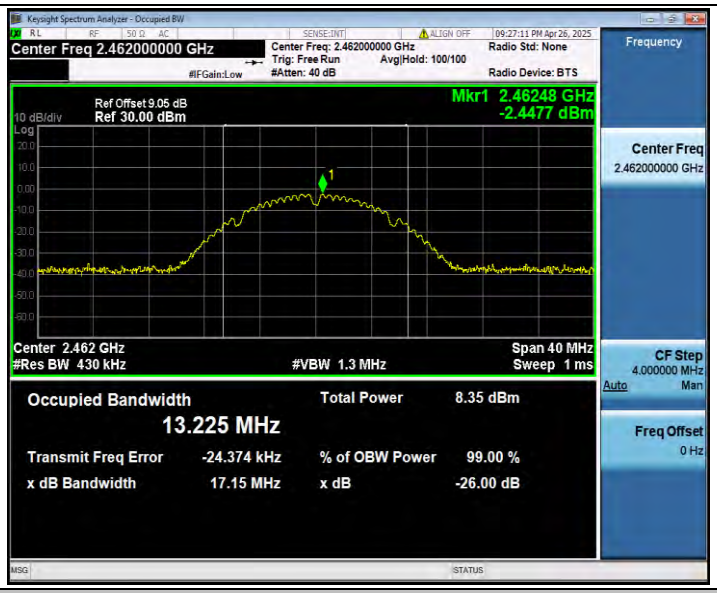

11G_Ant1_2412

11G_Ant1_2437

11G_Ant1_2462

11N20SISO_Ant1_2412

11N20SISO_Ant1_2437

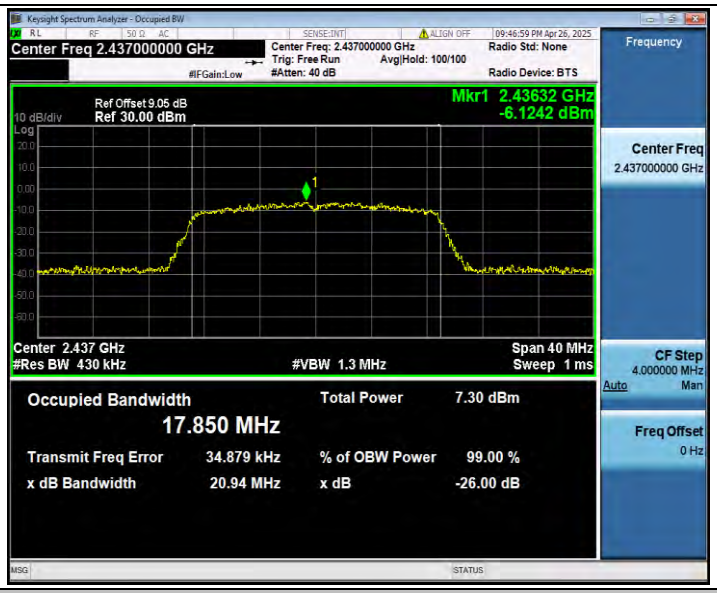

11N20SISO_Ant1_2462

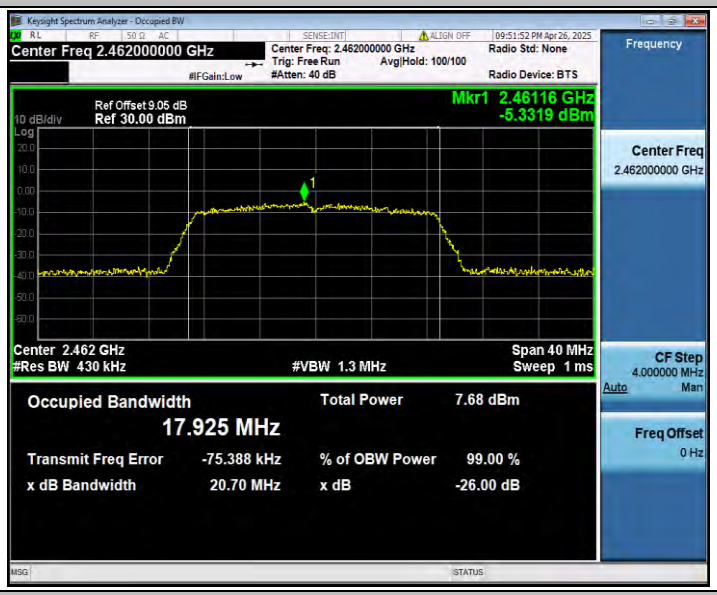

11N40SISO_Ant1_2422

11N40SISO_Ant1_2437

11N40SISO_Ant1_2452

Appendix A.3: Maximum conducted output power

Test Mode	Antenna	Frequency[MHz]	Peak power [dBm]	Limit [dBm]	Verdict
11B	Ant1	2412	8.32	≤30.00	PASS
		2437	8.12	≤30.00	PASS
		2462	8.26	≤30.00	PASS
11G	Ant1	2412	8.74	≤30.00	PASS
		2437	8.84	≤30.00	PASS
		2462	8.52	≤30.00	PASS
11N20SISO	Ant1	2412	8.84	≤30.00	PASS
		2437	8.62	≤30.00	PASS
		2462	8.05	≤30.00	PASS
11N40SISO	Ant1	2422	8.48	≤30.00	PASS
		2437	8.81	≤30.00	PASS
		2452	8.25	≤30.00	PASS

Appendix A.4: Maximum power spectral density

Test Result

TestMode	Antenna	Frequency[MHz]	Result[dBm/3-100kHz]	Limit[dBm/3kHz]	Verdict
11B	Ant1	2412	-17.09	≤8.00	PASS
		2437	-17.45	≤8.00	PASS
		2462	-17.20	≤8.00	PASS
11G	Ant1	2412	-23.48	≤8.00	PASS
		2437	-23.51	≤8.00	PASS
		2462	-21.67	≤8.00	PASS
11N20SISO	Ant1	2412	-24.48	≤8.00	PASS
		2437	-23.66	≤8.00	PASS
		2462	-22.44	≤8.00	PASS
11N40SISO	Ant1	2422	-28.40	≤8.00	PASS
		2437	-25.53	≤8.00	PASS
		2452	-24.92	≤8.00	PASS

Test Graphs

11B_Ant1_2412

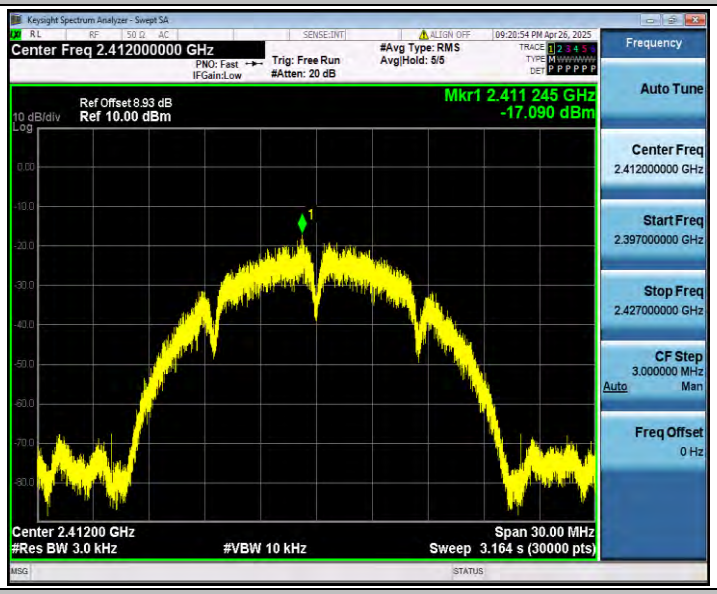

11B_Ant1_2437

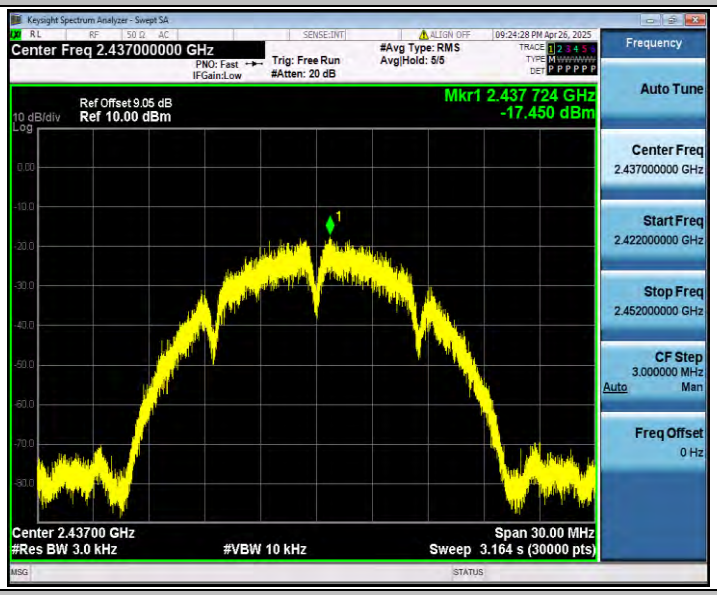

11B_Ant1_2462

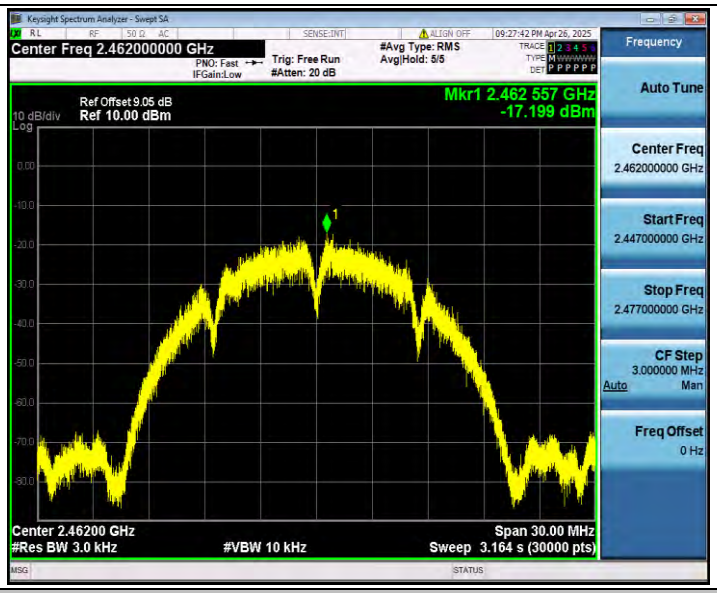

11G_Ant1_2412

11G_Ant1_2437

11G_Ant1_2462

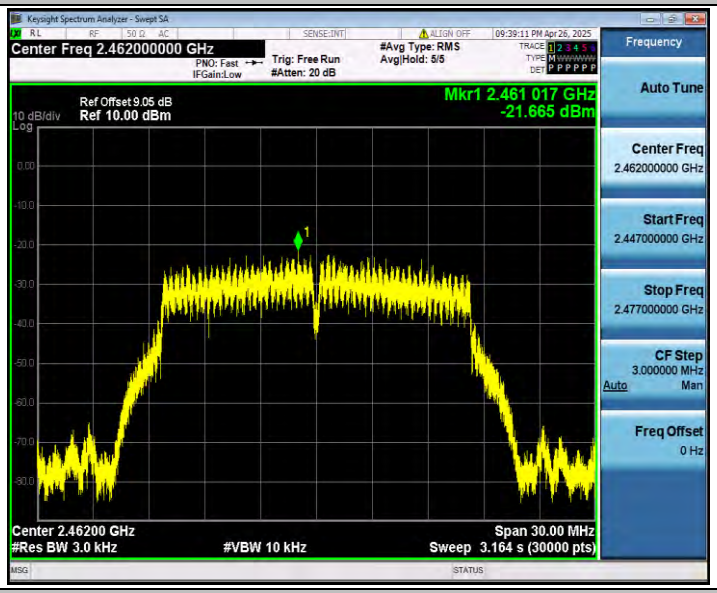

11N20SISO_Ant1_2412

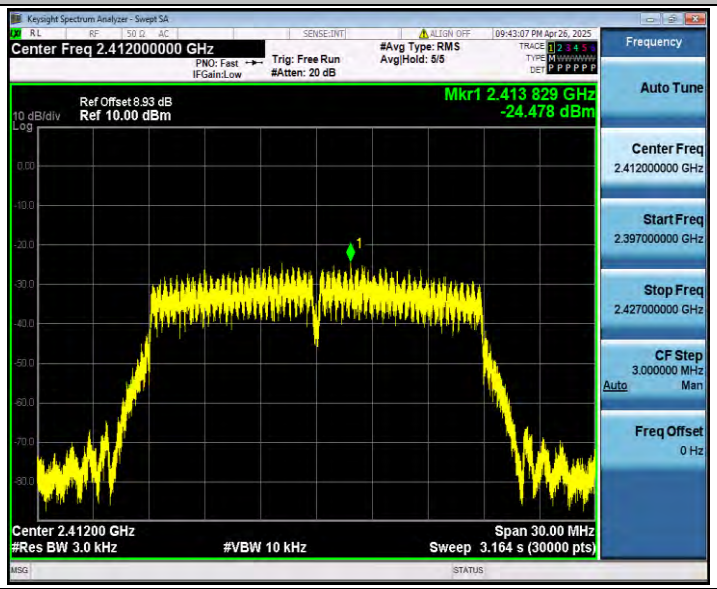

11N20SISO_Ant1_2437

11N20SISO_Ant1_2462

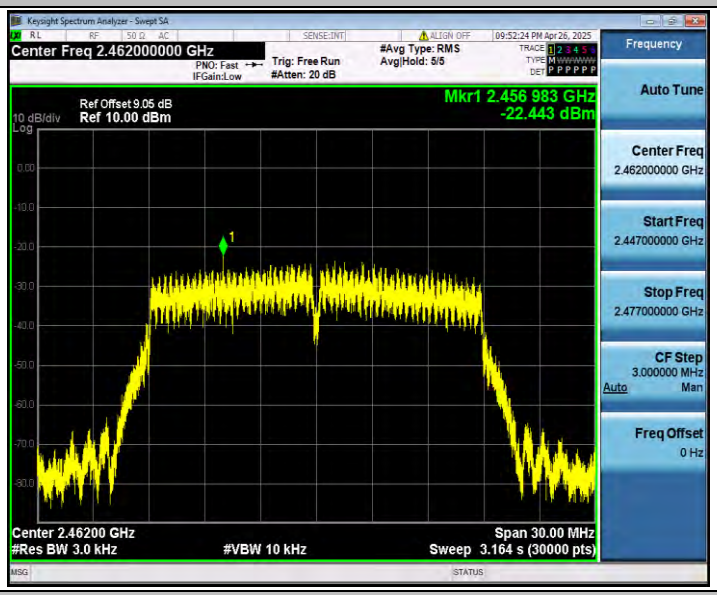

11N40SISO_Ant1_2422

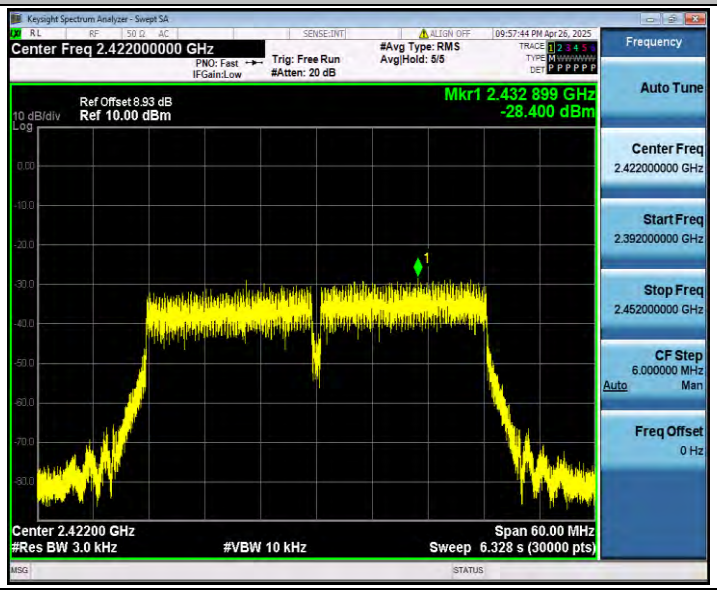

11N40SISO_Ant1_2437

11N40SISO_Ant1_2452

Appendix A.5: Band edge measurements

Test Result

TestMode	Antenna	ChName	Frequency[MHz]	RefLevel[dBm]	Result[dBm]	Limit[dBm]	Verdict
11B	Ant1	Low	2412	-3.82	-49.94	≤-23.82	PASS
		High	2462	-3.02	-48.76	≤-23.02	PASS
11G	Ant1	Low	2412	-8.54	-48.52	≤-28.54	PASS
		High	2462	-7.68	-48.24	≤-27.68	PASS
11N20SISO	Ant1	Low	2412	-10.64	-50.09	≤-30.64	PASS
		High	2462	-6.97	-49.47	≤-26.97	PASS
11N40SISO	Ant1	Low	2422	-13.84	-48.27	≤-33.84	PASS
		High	2452	-10.86	-48.82	≤-30.86	PASS

Test Graphs

11B_Ant1_Low_2412

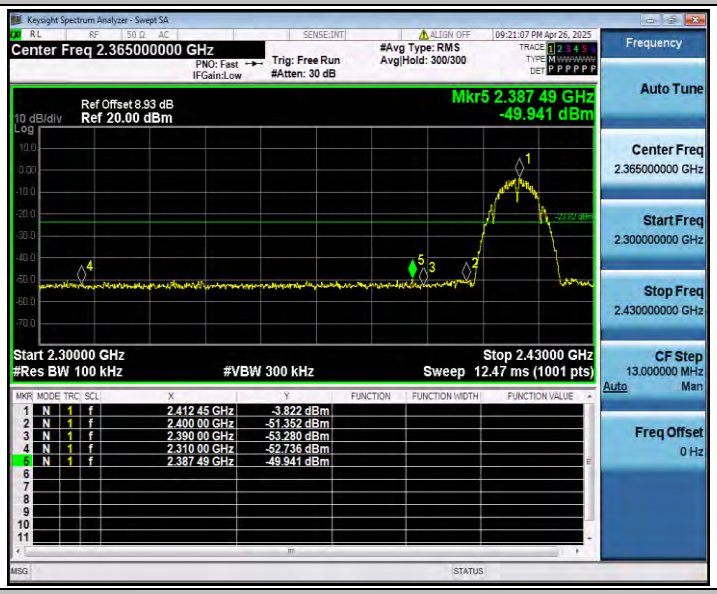

11B_Ant1_High_2462

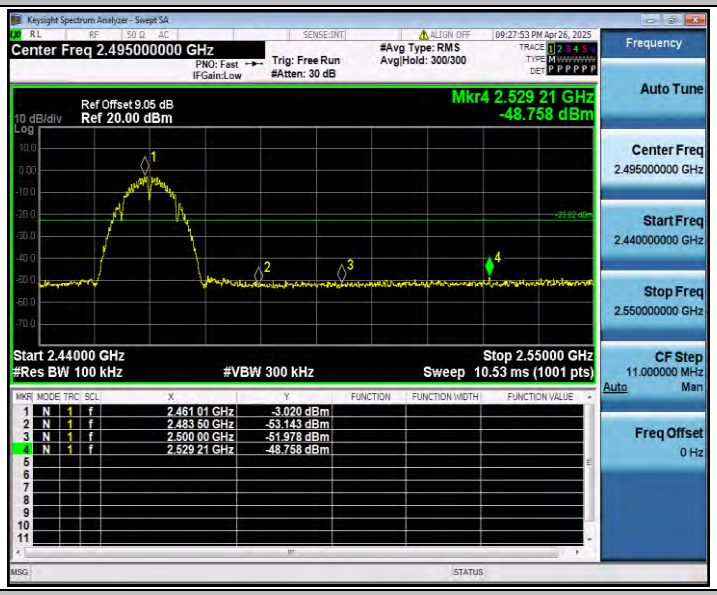

11G_Ant1_Low_2412

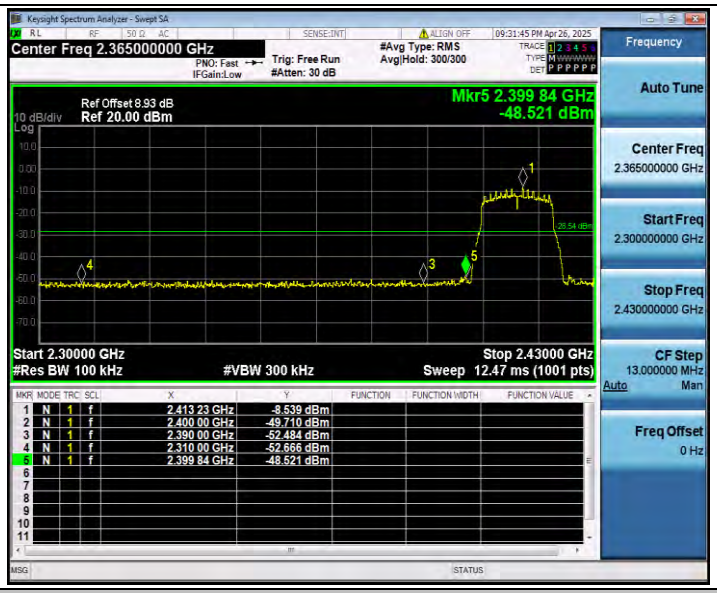

11G_Ant1_High_2462

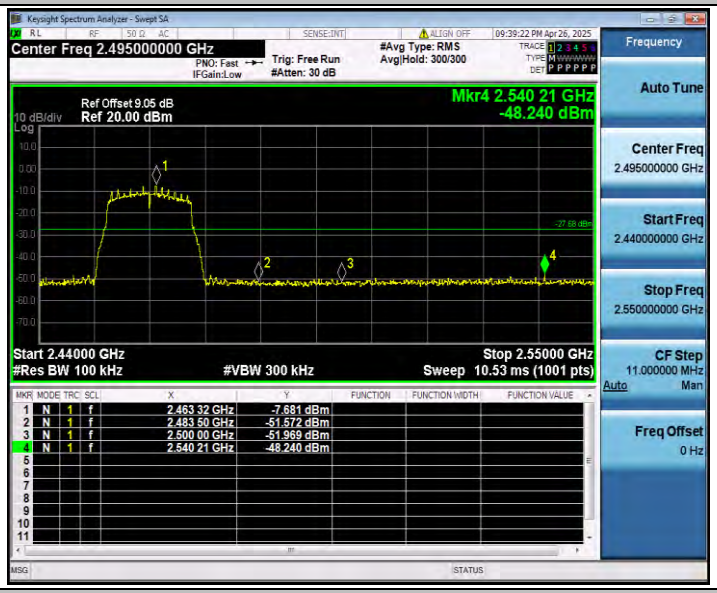

11N20SISO_Ant1_Low_2412

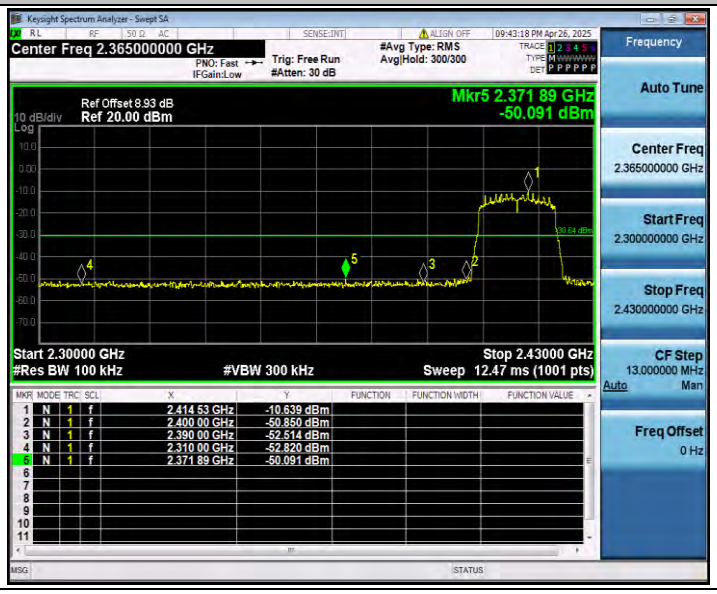

11N20SISO_Ant1_High_2462
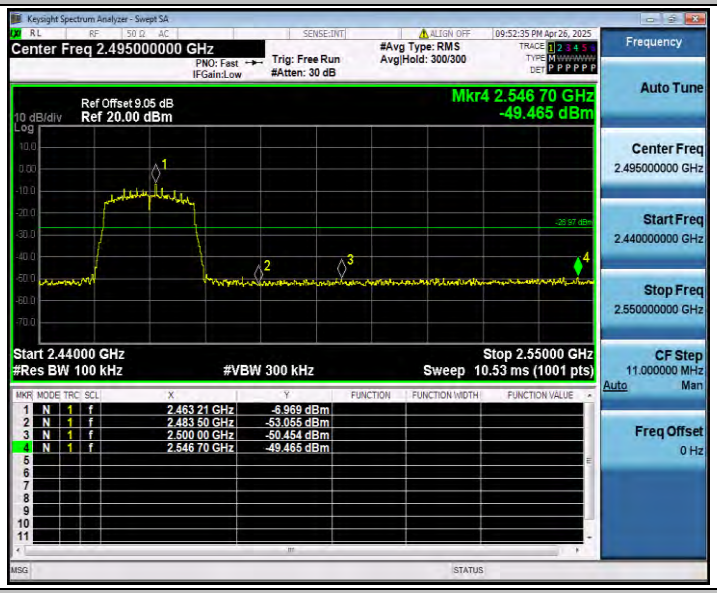

11N40SISO_Ant1_Low_2422
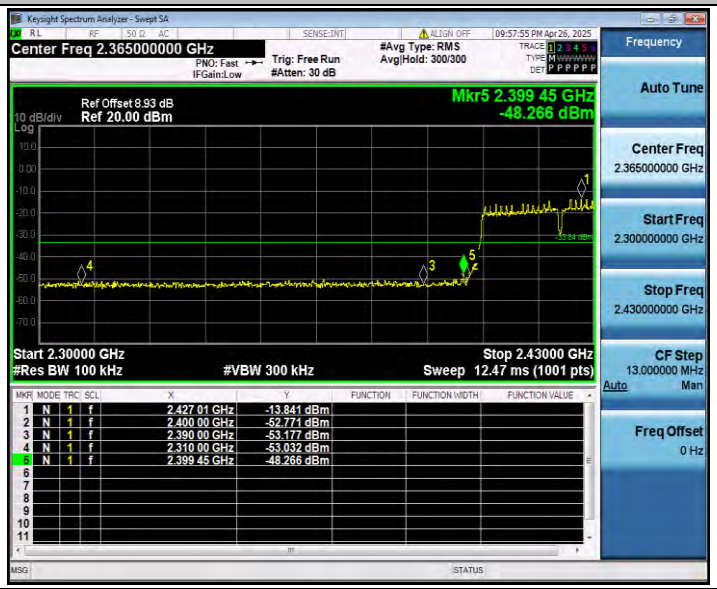

11N40SISO_Ant1_High_2452

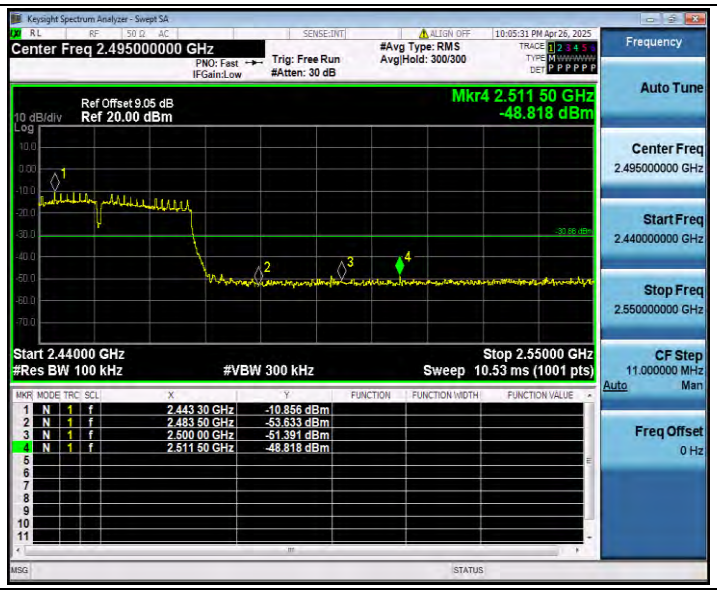
Keysight Spectrum Analyzer - Swept SA
Center Freq 2.495000000 GHz
PNO: Fast
IFGain:Low
Trig: Free Run
#Atten: 30 dB
#Avg Type: RMS
Avg|Hold: 300/300
10:05:31 PM Apr 26, 2025
Frequency
Auto Tune
Center Freq
2.495000000 GHz
Start Freq
2.440000000 GHz
Stop Freq
2.550000000 GHz
CF Step
11.000000 MHz
Auto
Man
Freq Offset
0 Hz
Ref Offset 9.05 dB
10 dB/div
Ref 20.00 dBm
Log
Mkr4 2.511 50 GHz
-48.818 dBm
Start 2.44000 GHz
#Res BW 100 kHz
#VBW 300 kHz
Stop 2.55000 GHz
Sweep 10.53 ms (1001 pts)
1 N 1 f 2.443 30 GHz -10.856 dBm
2 N 1 f 2.483 50 GHz -53.633 dBm
3 N 1 f 2.500 00 GHz -51.391 dBm
4 N 1 f 2.511 50 GHz -48.818 dBm

Appendix A.6: Conducted Spurious Emission

Test Result

TestMode	Antenna	Frequency[MHz]	FreqRange [Mhz]	RefLevel [dBm]	Result [dBm]	Limit [dBm]	Verdict
11B	Ant1	2412	Reference	-4.56	-4.56	---	PASS
			30~1000	-4.56	-60.69	≤-24.56	PASS
			1000~26500	-4.56	-47.65	≤-24.56	PASS
		2437	Reference	-3.43	-3.43	---	PASS
			30~1000	-3.43	-60.25	≤-23.43	PASS
			1000~26500	-3.43	-47.69	≤-23.43	PASS
		2462	Reference	-5.13	-5.13	---	PASS
			30~1000	-5.13	-60.47	≤-25.13	PASS
			1000~26500	-5.13	-47.76	≤-25.13	PASS
11G	Ant1	2412	Reference	-9.86	-9.86	---	PASS
			30~1000	-9.86	-60.33	≤-29.86	PASS
			1000~26500	-9.86	-47.21	≤-29.86	PASS
		2437	Reference	-11.61	-11.61	---	PASS
			30~1000	-11.61	-60.4	≤-31.61	PASS
			1000~26500	-11.61	-47.31	≤-31.61	PASS
		2462	Reference	-8.55	-8.55	---	PASS
			30~1000	-8.55	-59.66	≤-28.55	PASS
			1000~26500	-8.55	-47.46	≤-28.55	PASS
11N20SISO	Ant1	2412	Reference	-13.60	-13.60	---	PASS
			30~1000	-13.60	-60.57	≤-33.6	PASS
			1000~26500	-13.60	-47.91	≤-33.6	PASS
		2437	Reference	-10.49	-10.49	---	PASS
			30~1000	-10.49	-60.06	≤-30.49	PASS
			1000~26500	-10.49	-47.69	≤-30.49	PASS
		2462	Reference	-12.07	-12.07	---	PASS
			30~1000	-12.07	-60.66	≤-32.07	PASS
			1000~26500	-12.07	-47.11	≤-32.07	PASS
11N40SISO	Ant1	2422	Reference	-13.73	-13.73	---	PASS
			30~1000	-13.73	-60.81	≤-33.73	PASS
			1000~26500	-13.73	-47.43	≤-33.73	PASS
		2437	Reference	-11.20	-11.20	---	PASS
			30~1000	-11.20	-60.5	≤-31.2	PASS
			1000~26500	-11.20	-47.71	≤-31.2	PASS
		2452	Reference	-11.39	-11.39	---	PASS
			30~1000	-11.39	-60.26	≤-31.39	PASS
			1000~26500	-11.39	-46.73	≤-31.39	PASS

Test Graphs

11B_Ant1_2412_0~Reference

11B_Ant1_2412_30~1000

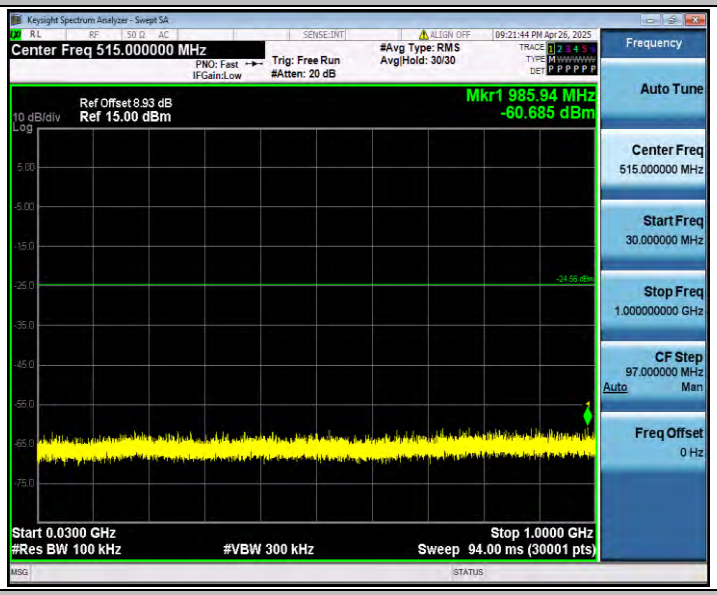

11B_Ant1_2412_1000~26500

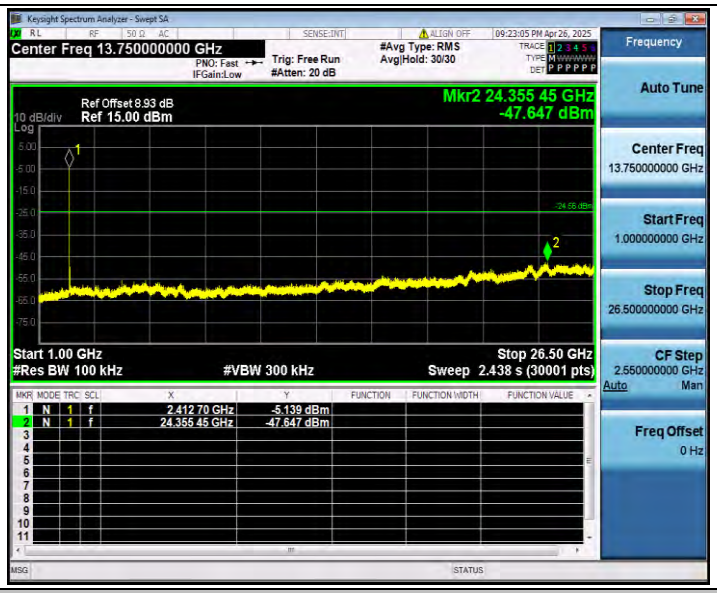

11B_Ant1_2437_0~Reference

11B_Ant1_2437_30~1000

11B_Ant1_2437_1000~26500

11B_Ant1_2462_0~Reference

11B_Ant1_2462_30~1000

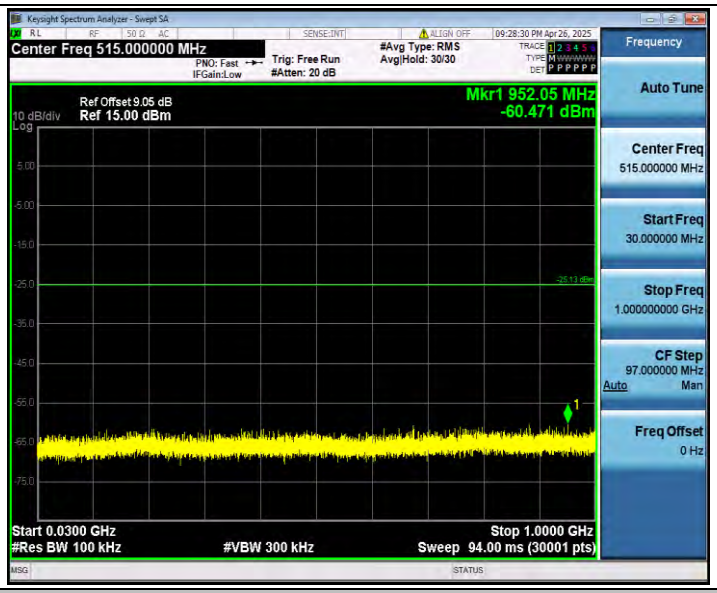

11B_Ant1_2462_1000~26500

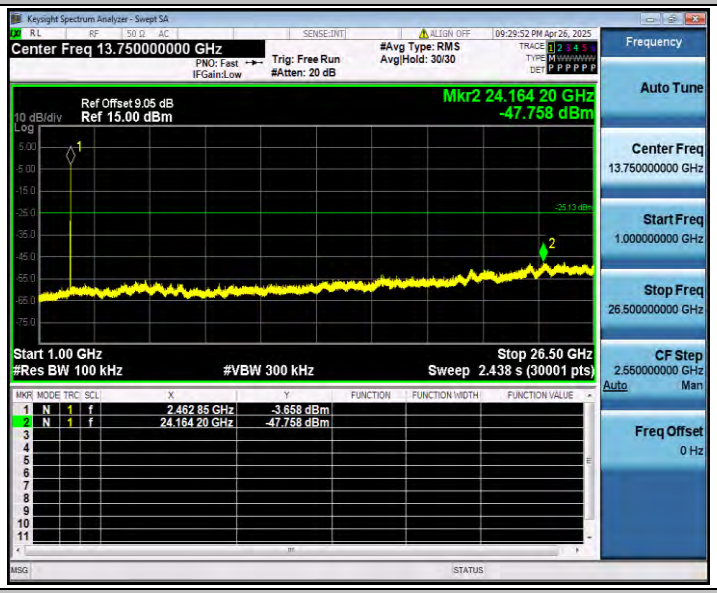

11G_Ant1_2412_0~Reference

11G_Ant1_2412_30~1000

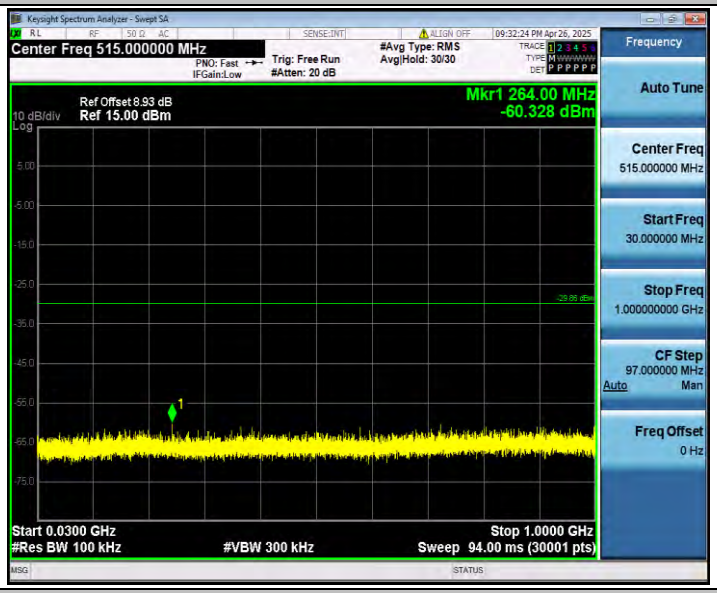

11G_Ant1_2412_1000~26500

11G_Ant1_2437_0~Reference

11G_Ant1_2437_30~1000

11G_Ant1_2437_1000~26500

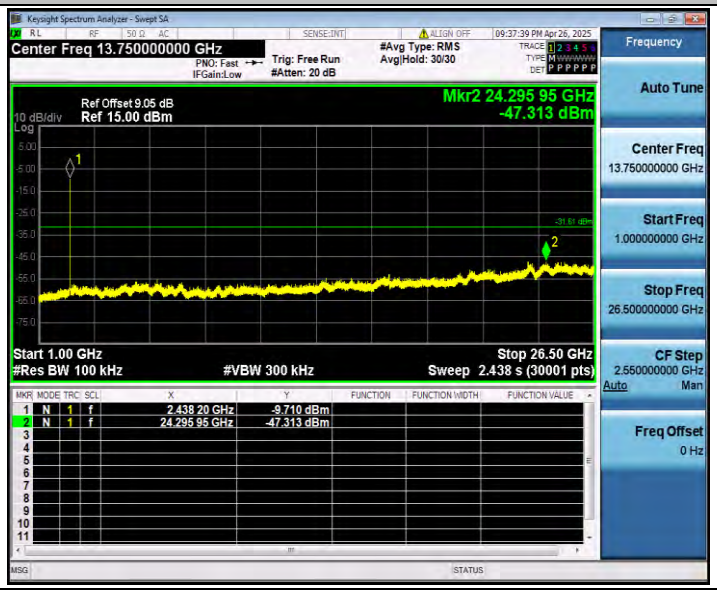

11G_Ant1_2462_0~Reference

11G_Ant1_2462_30~1000

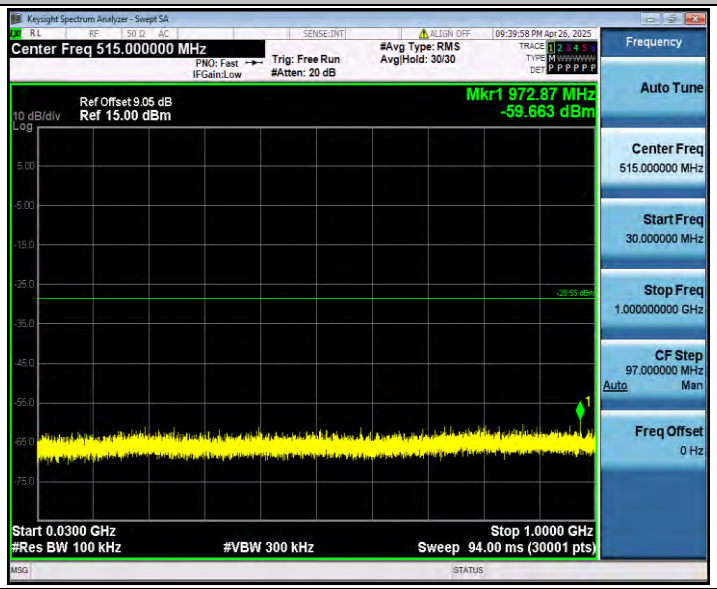

11G_Ant1_2462_1000~26500

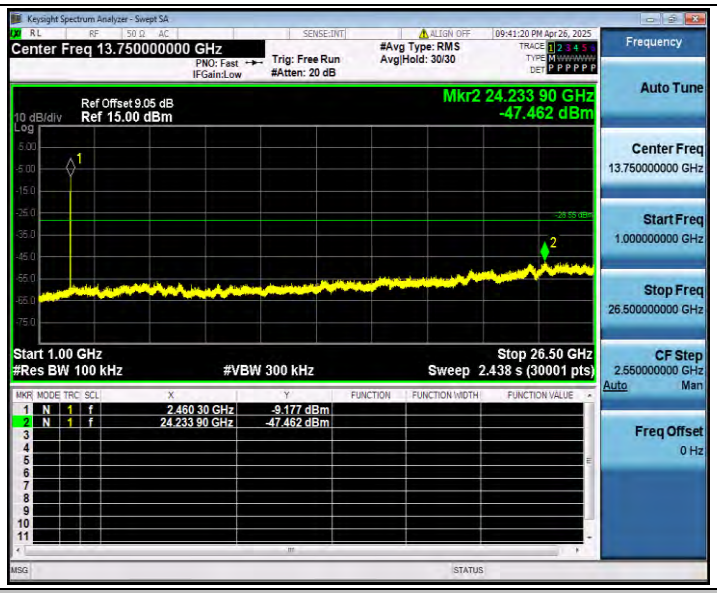

11N20SISO_Ant1_2412_0~Reference

11N20SISO_Ant1_2412_30~1000

11N20SISO_Ant1_2412_1000~26500

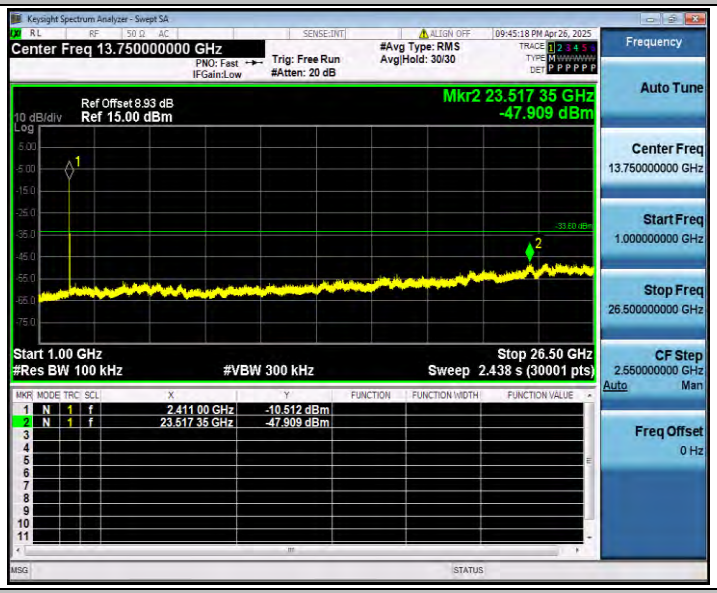

11N20SISO_Ant1_2437_0~Reference

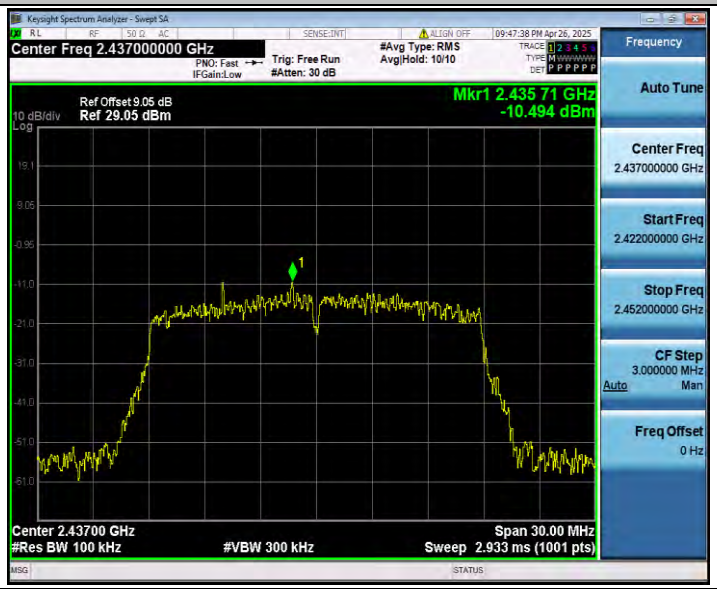

11N20SISO_Ant1_2437_30~1000

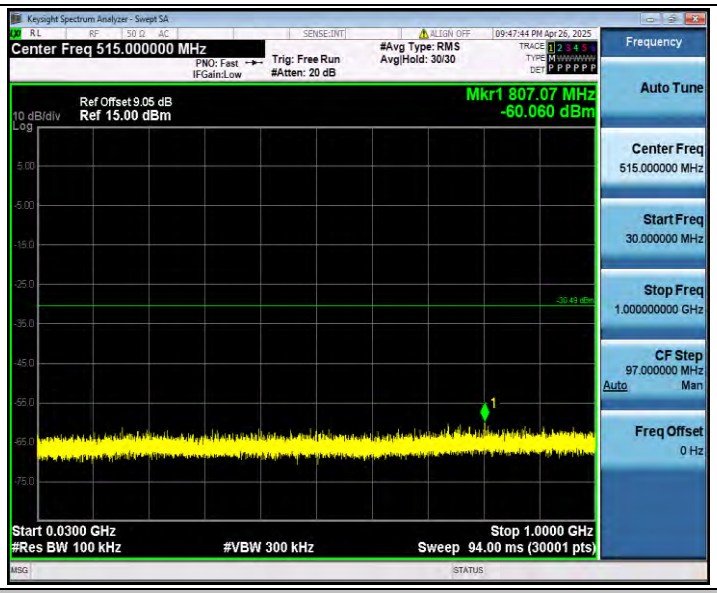

11N20SISO_Ant1_2437_1000~26500

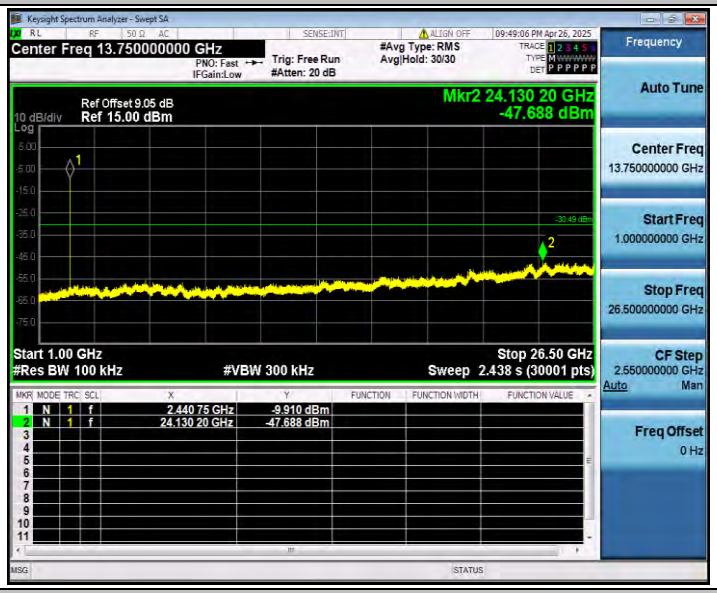

11N20SISO_Ant1_2462_0~Reference

11N20SISO_Ant1_2462_30~1000

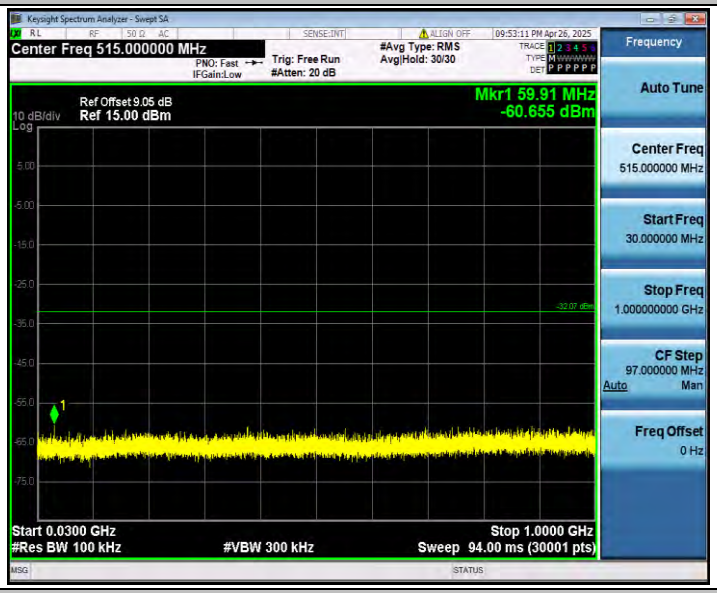

11N20SISO_Ant1_2462_1000~26500

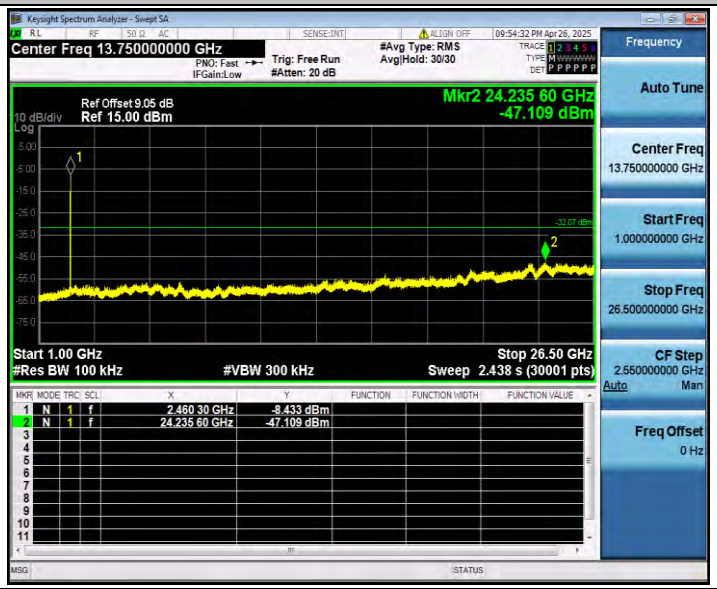

11N40SISO_Ant1_2422_0~Reference

11N40SISO_Ant1_2422_30~1000

11N40SISO_Ant1_2422_1000~26500

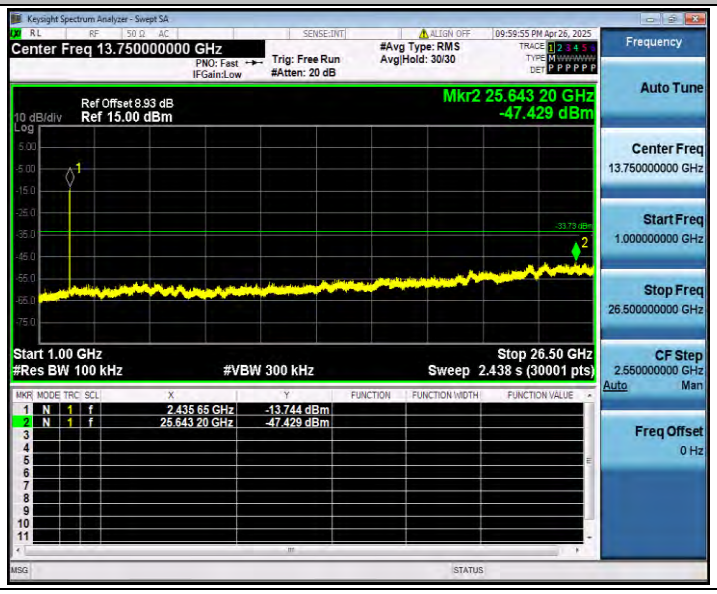

11N40SISO_Ant1_2437_0~Reference

11N40SISO_Ant1_2437_30~1000

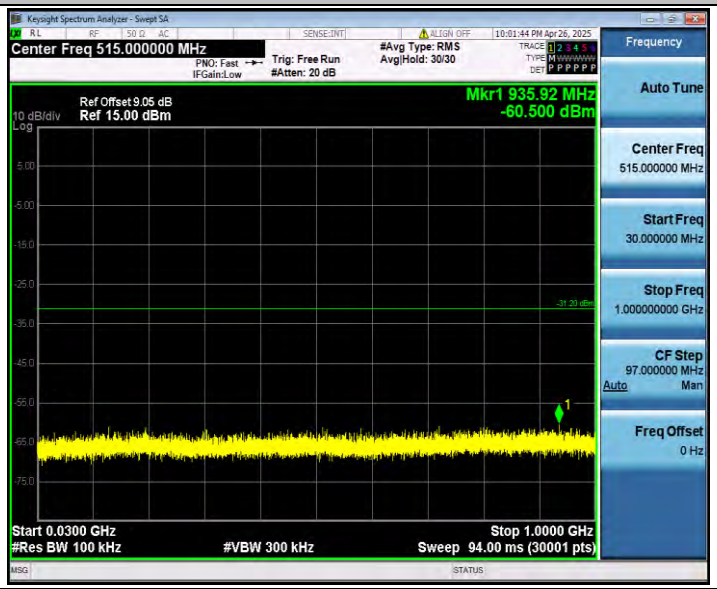

11N40SISO_Ant1_2437_1000~26500

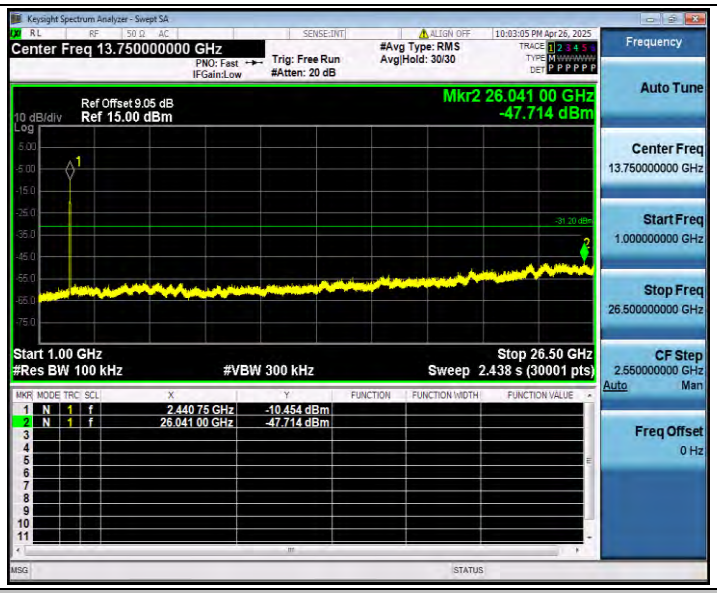

11N40SISO_Ant1_2452_0~Reference

11N40SISO_Ant1_2452_30~1000

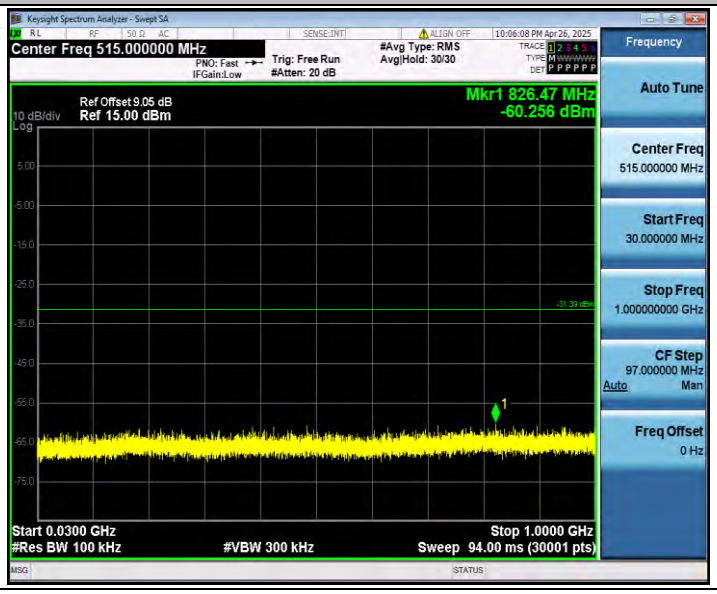

11N40SISO_Ant1_2452_1000~26500
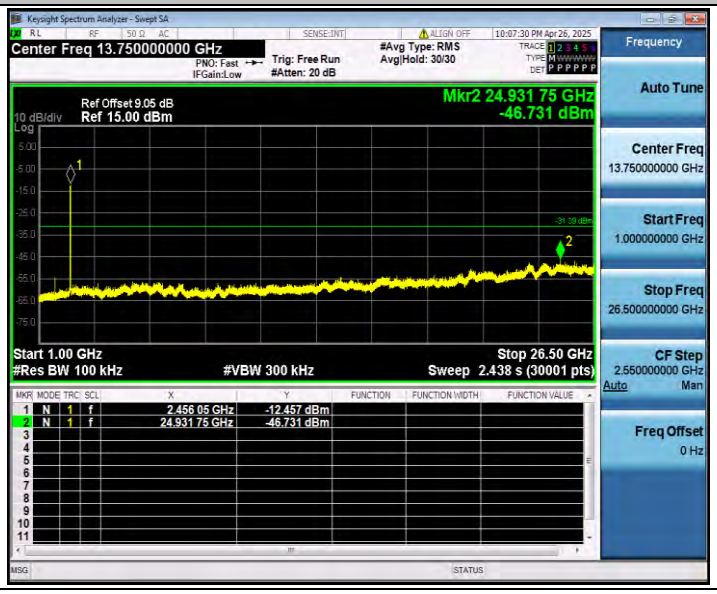

Appendix A.7: Emissions in Restricted Bands

Test Result

TestMode	Antenna	ChName	Frequency[MHz]	Detector	Freq [MHz]	Result [dBm]	Limit [dBm]	Result [dBuV/m]	Limit [dBuV/m]	Verdict
11B	Ant1	Low	2412	AV	2310.000	-49.78	≤-41.20	45.42	≤54	PASS
				AV	2386.190	-49.44	≤-41.20	45.76	≤54	PASS
				AV	2390.000	-49.44	≤-41.20	45.76	≤54	PASS
				Peak	2310.000	-46.54	≤-21.20	48.66	≤74	PASS
				Peak	2354.080	-40.79	≤-21.20	54.41	≤74	PASS
				Peak	2390.000	-45.44	≤-21.20	49.76	≤74	PASS
		High	2462	AV	2483.500	-49.05	≤-41.20	46.15	≤54	PASS
				AV	2499.950	-48.84	≤-41.20	46.36	≤54	PASS
				AV	2500.000	-48.84	≤-41.20	46.36	≤54	PASS
				Peak	2483.500	-42.71	≤-21.20	52.49	≤74	PASS
				Peak	2484.330	-41.81	≤-21.20	53.39	≤74	PASS
				Peak	2500.000	-45.83	≤-21.20	49.37	≤74	PASS
11G	Ant1	Low	2412	AV	2310.000	-49.79	≤-41.20	45.41	≤54	PASS
				AV	2389.960	-49.42	≤-41.20	45.78	≤54	PASS
				AV	2390.000	-49.42	≤-41.20	45.78	≤54	PASS
				Peak	2310.000	-46.8	≤-21.20	48.40	≤74	PASS
				Peak	2334.320	-39.83	≤-21.20	55.37	≤74	PASS
				Peak	2390.000	-43.29	≤-21.20	51.91	≤74	PASS
		High	2462	AV	2483.500	-49.02	≤-41.20	46.18	≤54	PASS
				AV	2499.730	-48.82	≤-41.20	46.38	≤54	PASS
				AV	2500.000	-48.86	≤-41.20	46.34	≤54	PASS
				Peak	2483.500	-46.82	≤-21.20	48.38	≤74	PASS
				Peak	2499.290	-38.8	≤-21.20	56.40	≤74	PASS
				Peak	2500.000	-45.86	≤-21.20	49.34	≤74	PASS
11N20SISO	Ant1	Low	2412	AV	2310.000	-49.78	≤-41.20	45.42	≤54	PASS
				AV	2388.920	-49.42	≤-41.20	45.78	≤54	PASS
				AV	2390.000	-49.45	≤-41.20	45.75	≤54	PASS
				Peak	2310.000	-44.65	≤-21.20	50.55	≤74	PASS
				Peak	2328.210	-40.07	≤-21.20	55.13	≤74	PASS
				Peak	2390.000	-49.8	≤-21.20	45.40	≤74	PASS
		High	2462	AV	2483.500	-49.03	≤-41.20	46.17	≤54	PASS
				AV	2499.950	-48.84	≤-41.20	46.36	≤54	PASS
				AV	2500.000	-48.84	≤-41.20	46.36	≤54	PASS
				Peak	2483.500	-44.24	≤-21.20	50.96	≤74	PASS
				Peak	2484.330	-41.13	≤-21.20	54.07	≤74	PASS

				Peak	2500.000	-50.33	≤-21.20	44.87	≤74	PASS
11N40SISO	Ant1	Low	2422	AV	2310.000	-49.79	≤-41.20	45.41	≤54	PASS
				AV	2389.310	-49.4	≤-41.20	45.80	≤54	PASS
				AV	2390.000	-49.46	≤-41.20	45.74	≤54	PASS
				Peak	2310.000	-47.04	≤-21.20	48.16	≤74	PASS
				Peak	2324.570	-40.97	≤-21.20	54.23	≤74	PASS
				Peak	2390.000	-46.09	≤-21.20	49.11	≤74	PASS
		High	2452	AV	2483.500	-48.95	≤-41.20	46.25	≤54	PASS
				AV	2499.730	-48.86	≤-41.20	46.34	≤54	PASS
				AV	2500.000	-48.88	≤-41.20	46.32	≤54	PASS
				Peak	2483.500	-43.3	≤-21.20	51.90	≤74	PASS
				Peak	2484.220	-39.67	≤-21.20	55.53	≤74	PASS
				Peak	2500.000	-45.8	≤-21.20	49.40	≤74	PASS

Note：

1. The Antenna Gain is compensated in the graph.
2. The Duty Cycle Factor and RBW Factor is compensated in the graph.
3. The limit in dBm for average detector is conversion from 54dBuV/m, according to 15.209(a). The limit in dBm for peak detector is 20dB above the limit of average detector in dBm.

Test Graphs

11B_Ant1_Low_2412_AV

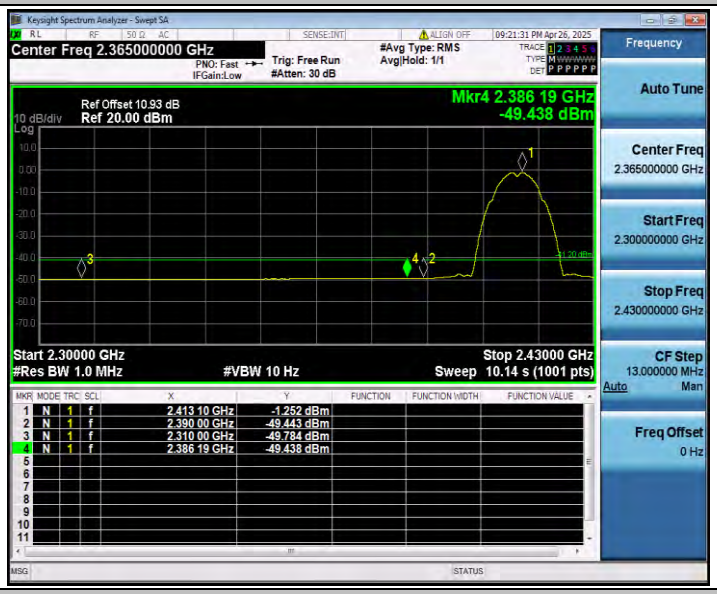

11B_Ant1_Low_2412_Peak

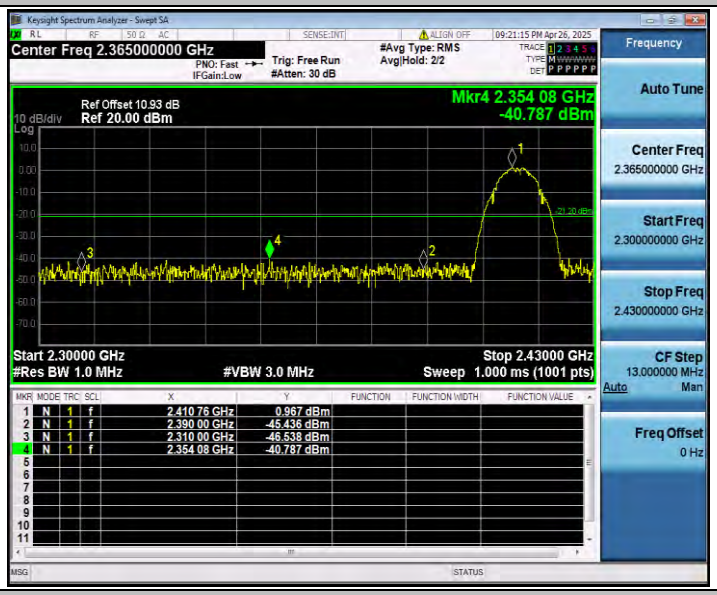

11B_Ant1_High_2462_AV

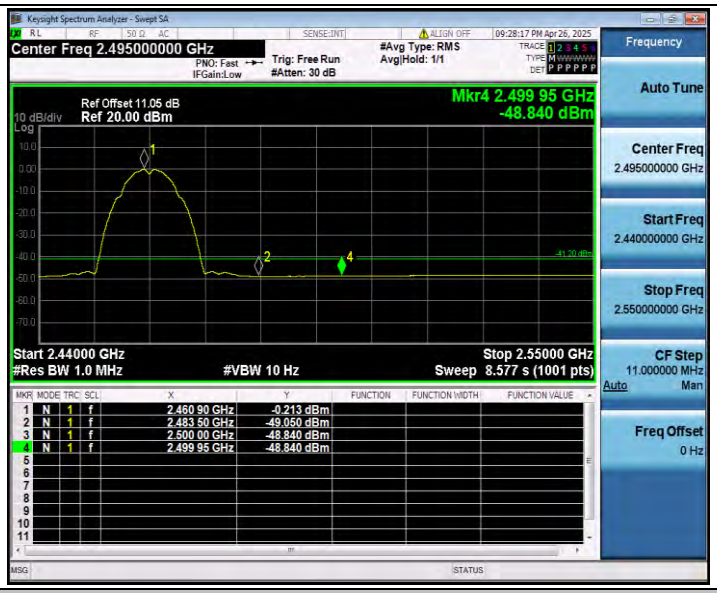

11B_Ant1_High_2462_Peak

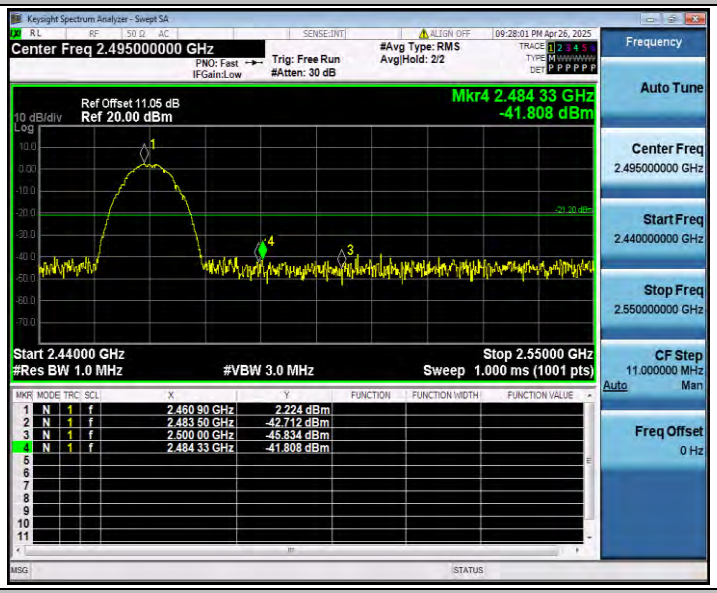

11G_Ant1_Low_2412_AV

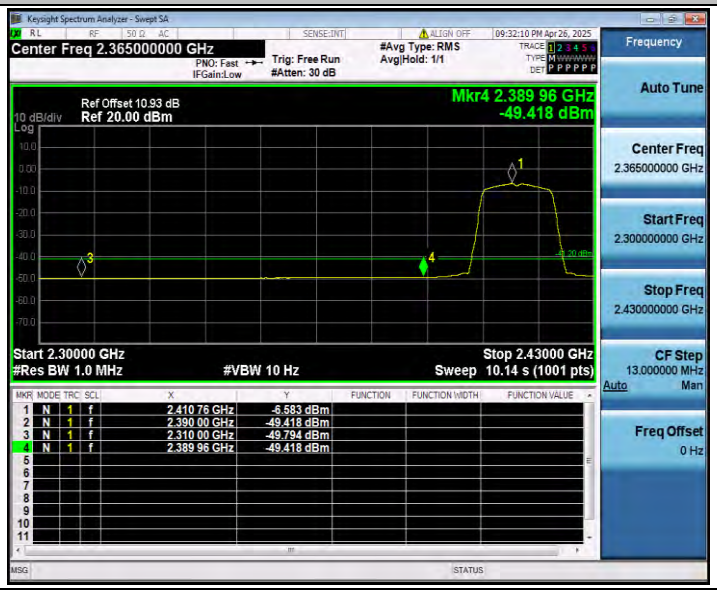

11G_Ant1_Low_2412_Peak

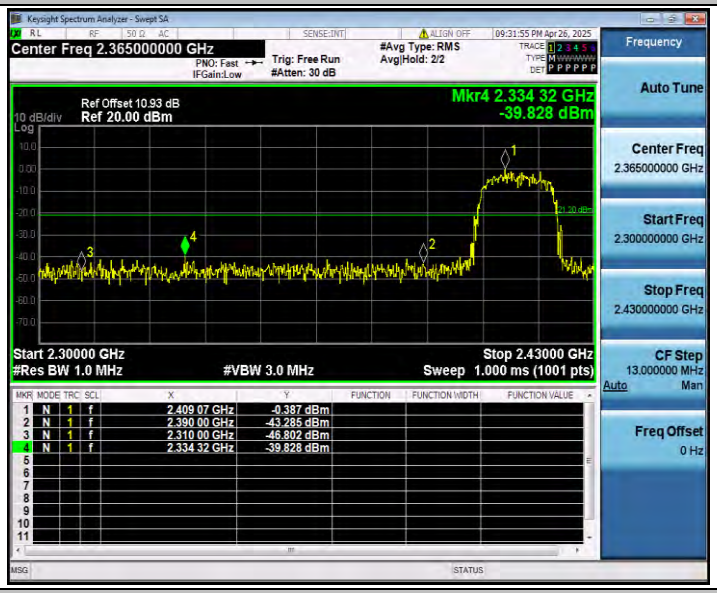

11G_Ant1_High_2462_AV

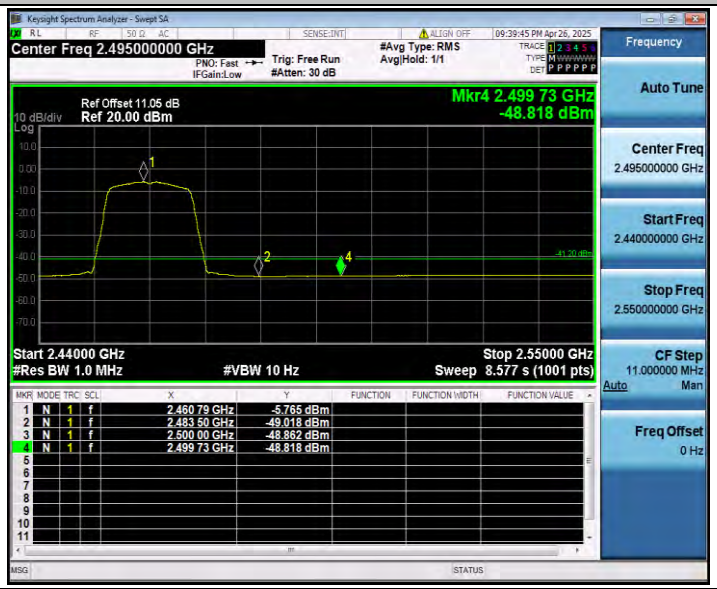

11G_Ant1_High_2462_Peak

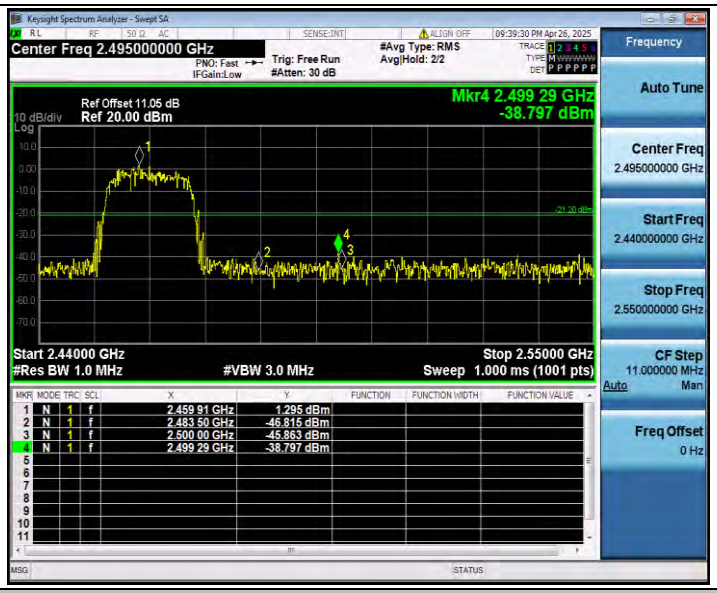

11N20SISO_Ant1_Low_2412_AV

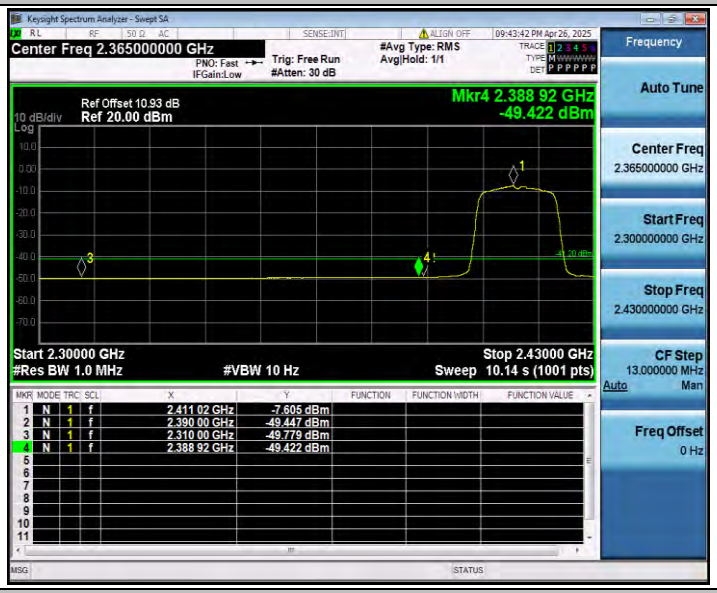

11N20SISO_Ant1_Low_2412_Peak

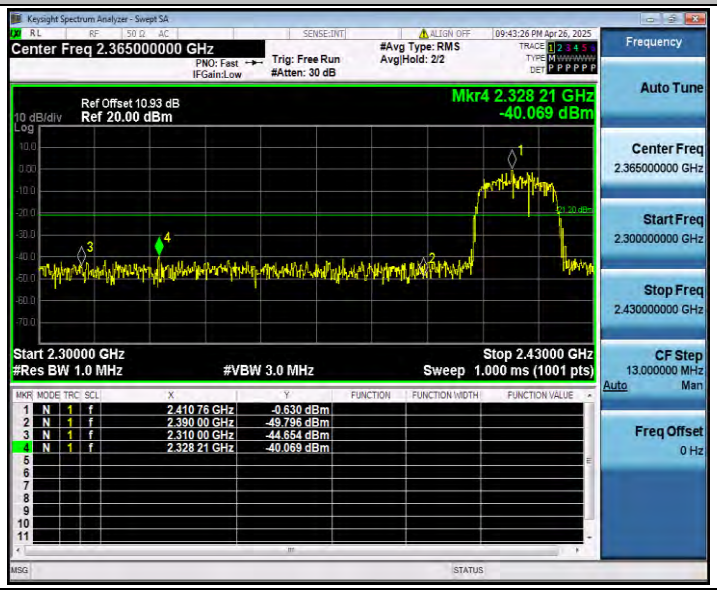

11N20SISO_Ant1_High_2462_AV

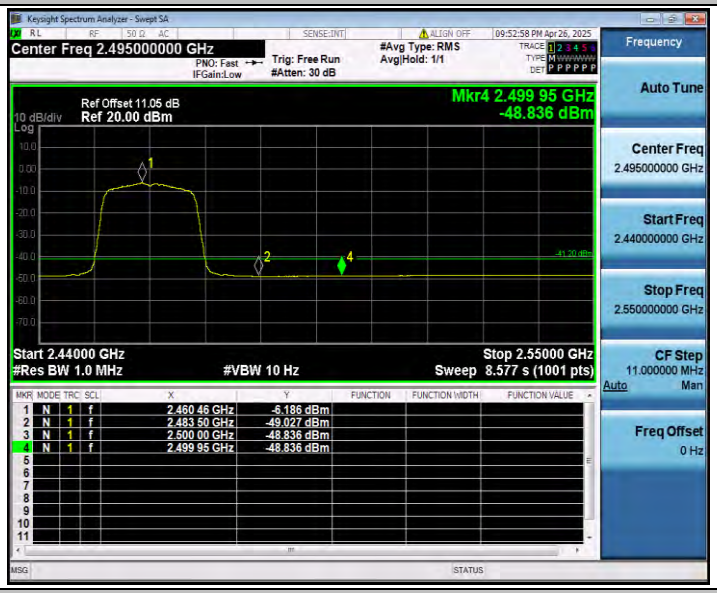

11N20SISO_Ant1_High_2462_Peak

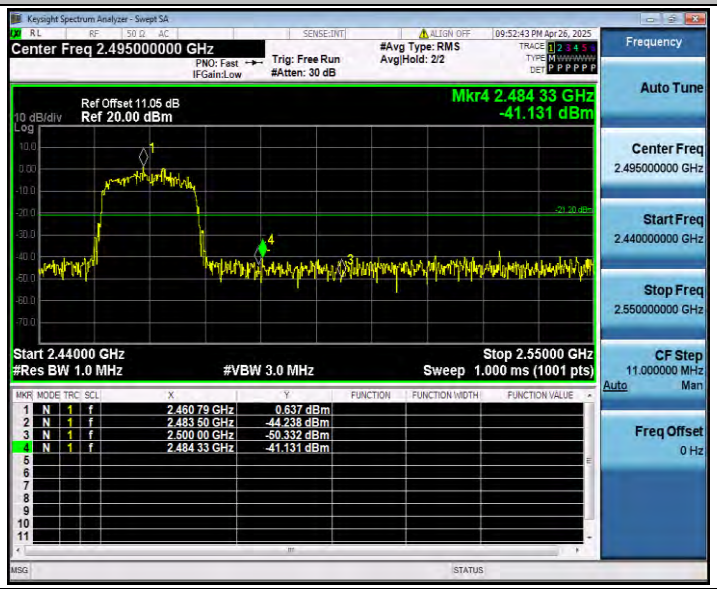

11N40SISO_Ant1_Low_2422_AV

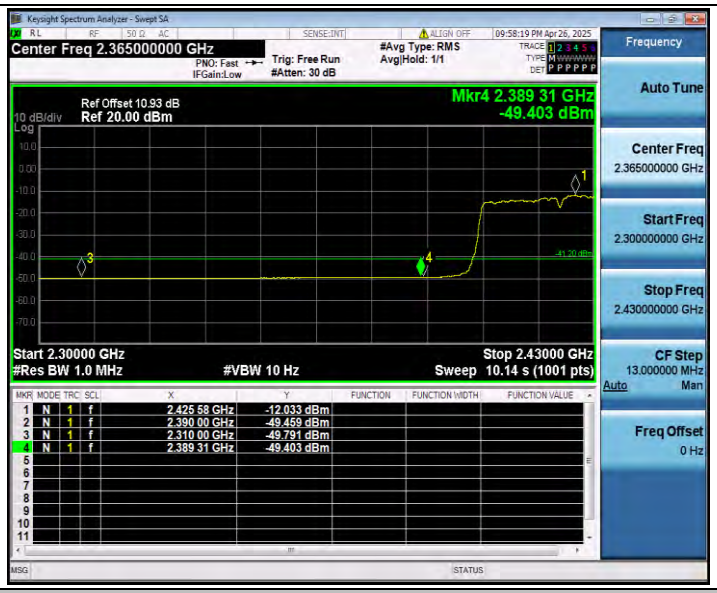

11N40SISO_Ant1_Low_2422_Peak

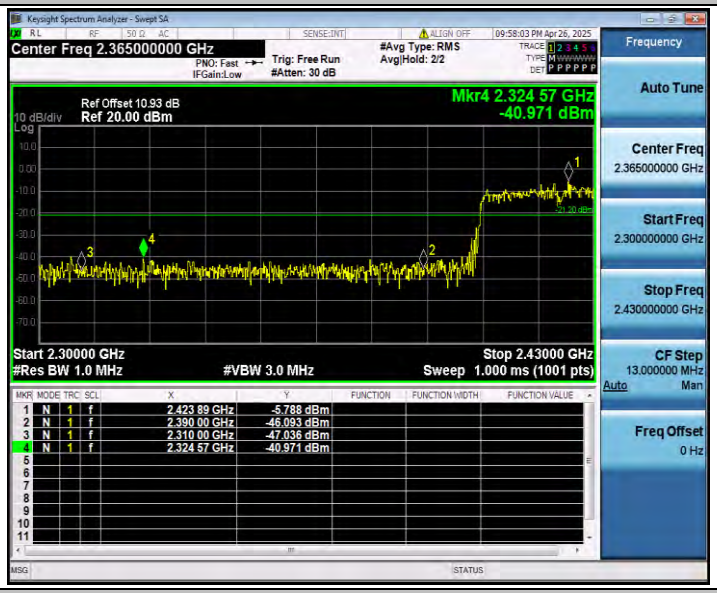

11N40SISO_Ant1_High_2452_AV

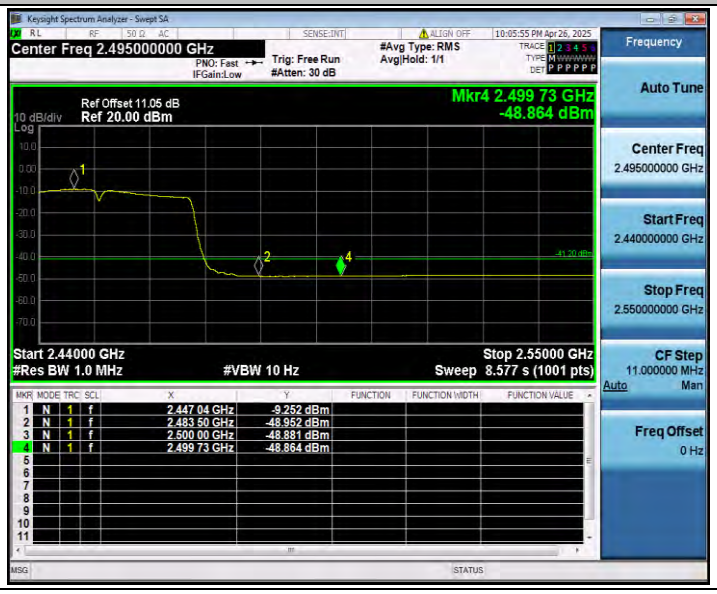
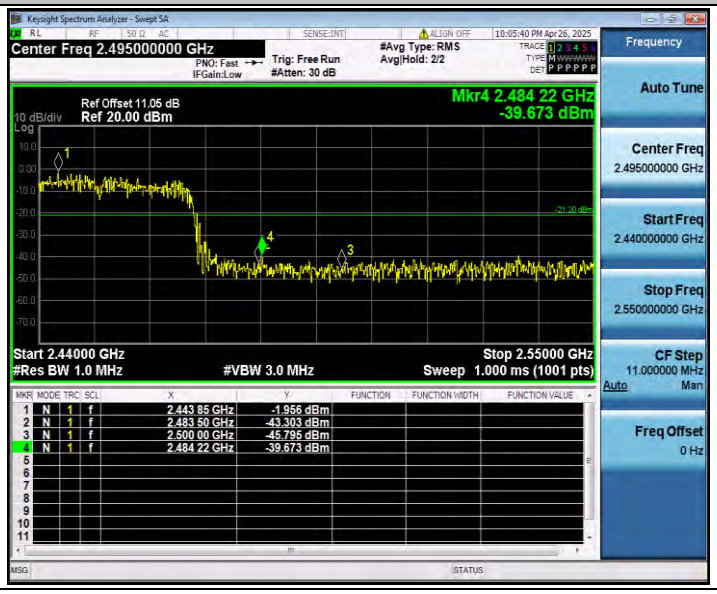
11N40SISO_Ant1_High_2452_Peak