Appendix Test Data-ANT1

Report No.:	1812C40194712502	Test Sample No.:	1-2-2
Start Test Date:	2024-12-27	Finish Test Date:	2024-12-27
Test Engineer:	Joker Huang	Auditor:	Justin Feng
Temperature:	25.5℃	Relative Humidity:	47%
Pressure:	101kPa		

Appendix A: 20dB Bandwidth

Test Result

Test Mode	Antenna	Frequency [MHz]	20db EBW[MHz]	FL[MHz]	FH[MHz]	Limit[MHz]	Verdict
2.4G	Ant1	2402.4	0.933	2401.929	2402.862	---	---
2.4G	Ant1	2441.4	0.936	2440.935	2441.871	---	---
2.4G	Ant1	2479.4	0.927	2478.935	2479.862	---	---

Test Graphs

2.4G-Ant1-2402.4

2.4G-Ant1-2441.4

2.4G-Ant1-2479.4

Appendix B: Maximum Conducted Output Power

Test Result Peak

Test Mode	Antenna	Frequency[MHz]	Conducted Peak Power[dBm]	Conducted Limit[dBm]	Verdict
2.4G	Ant1	2402.4	**19.41**	≤30	PASS
2.4G	Ant1	2441.4	19.12	≤30	PASS
2.4G	Ant1	2479.4	19.36	≤30	PASS

Test Graphs

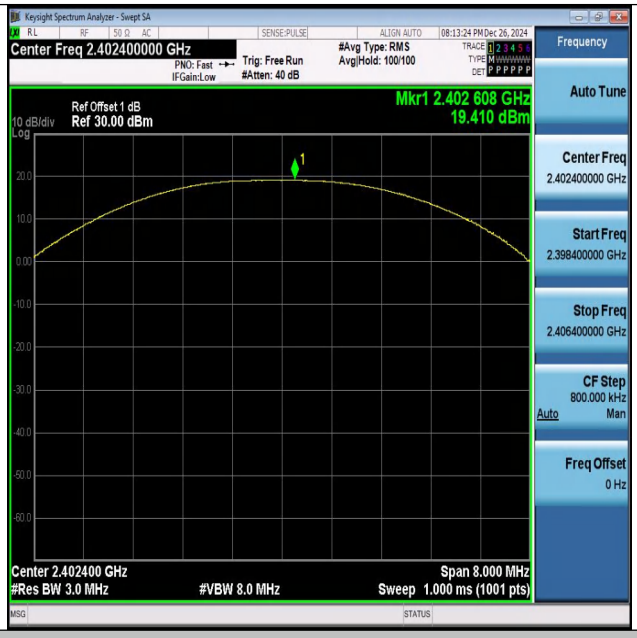

2.4G-Ant1-2402.4-PASS

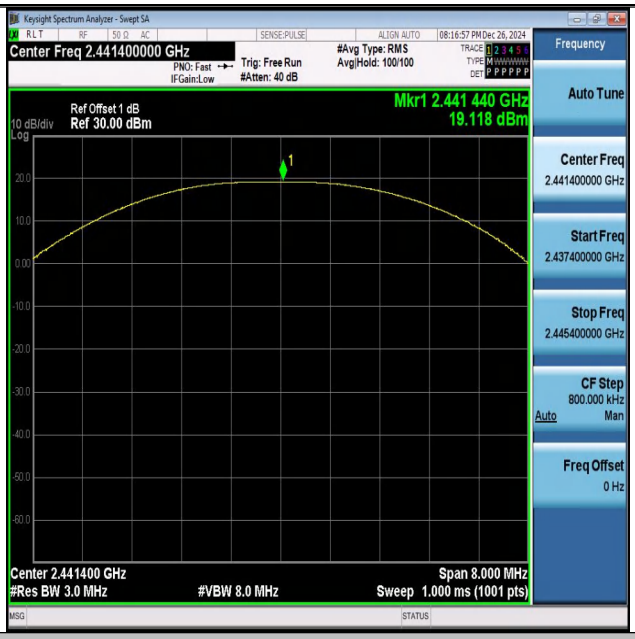

2.4G-Ant1-2441.4-PASS

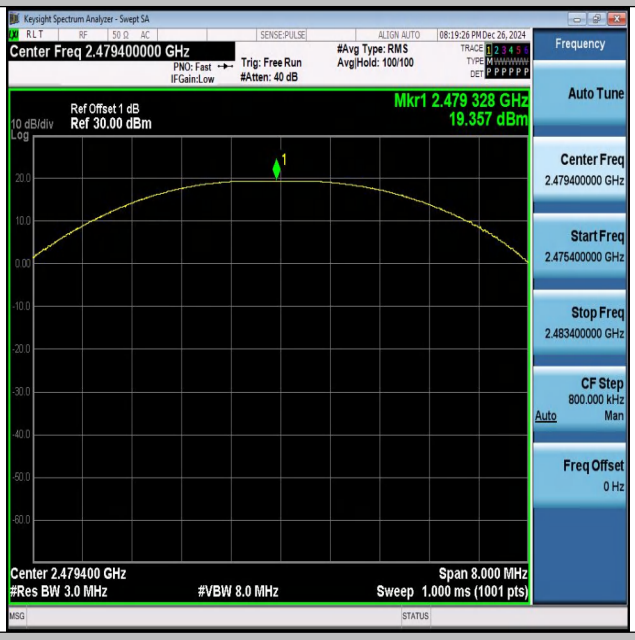

2.4G-Ant1-2479.4-PASS

Appendix C: Carrier frequency separation

Test Result

Test Mode	Antenna	Frequency [MHz]	Result [MHz]	Limit[MHz]	Verdict
2.4G	Ant1	Hop	1.004	≥0.936	PASS

Test Graphs

2.4G-Ant1-Hop-PASS

Appendix D: Dwell Time

Test Result

Test Mode	Antenna	Frequency [MHz]	Burst Width [ms]	Total Hops [Num]	Result [s]	Limit [s]	Verdict
2.4G	Ant1	Hop	1.625	118	0.192	≤0.4	PASS

Test Graphs

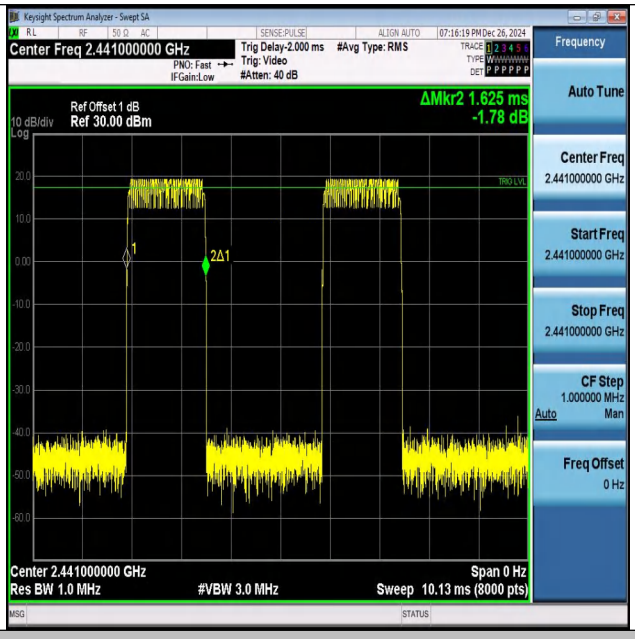

2.4G-Ant1-Hop-PASS

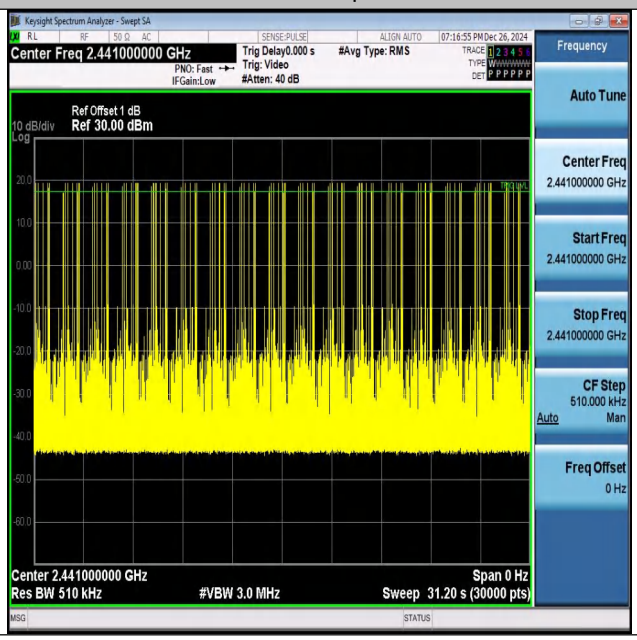

Appendix E: Number of Hopping Channel

Test Result

Test Mode	Antenna	Frequency [MHz]	Result [Num]	Limit [Num]	Verdict
2.4G	Ant1	Hop	78	≥15	PASS

Test Graphs

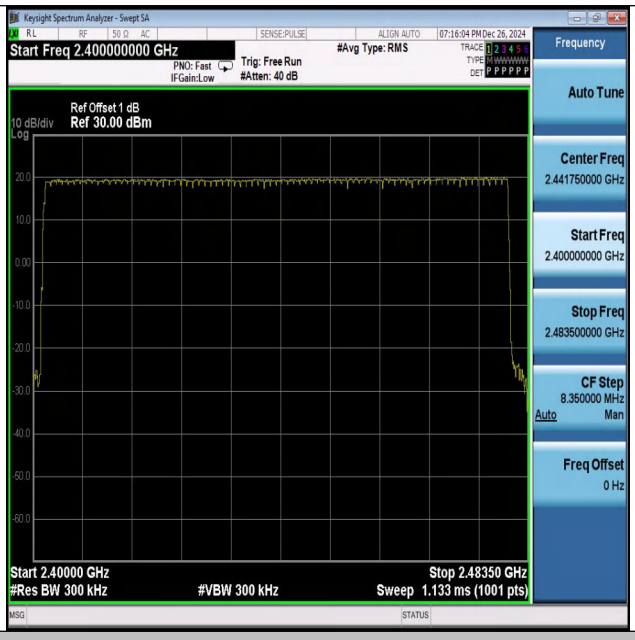

2.4G-Ant1-Hop-PASS

Appendix F: Conducted Band edge

Test Result

Test Mode	Antenna	Ch. Name	Frequency [MHz]	Ref. Level [dBm]	Result [dBm]	Limit [dBm]	Verdict
2.4G	Ant1	Low	2402.4	18.93	-28.55	≤-1.07	PASS
2.4G	Ant1	High	2479.4	19.35	-29.12	≤-0.65	PASS
2.4G	Ant1	Low	Hop_2402.4	19.27	-33.65	≤-0.73	PASS
2.4G	Ant1	High	Hop_2479.4	19.61	-26.88	≤-0.39	PASS

Test Graphs

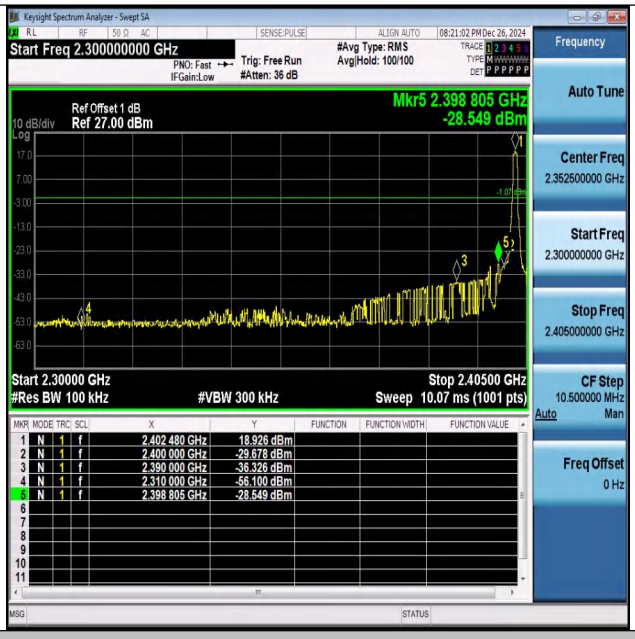

2.4G-Ant1-2402.4-PASS

2.4G-Ant1-2479.4-PASS

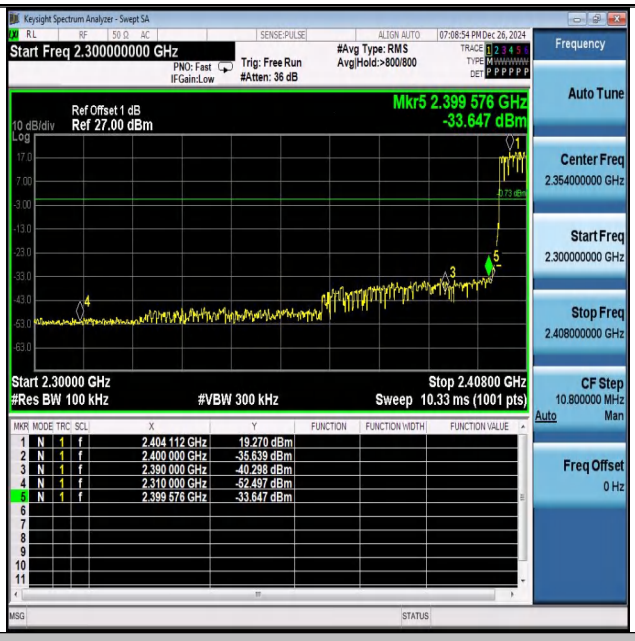

2.4G-Ant1-Hop_2402.4-PASS

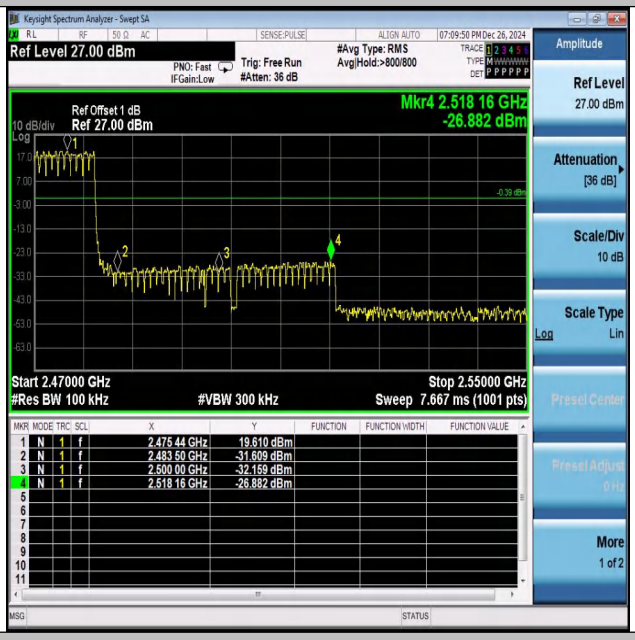

2.4G-Ant1-Hop_2479.4-PASS

Appendix G: Conducted Spurious Emission

Test Result

Test Mode	Antenna	Frequency[MHz]	Freq. Range [MHz]	Ref. Level [dBm]	Result [dBm]	Limit [dBm]	Verdict
2.4G	Ant1	2402.4	0~Reference	17.89	17.89	---	PASS
2.4G	Ant1	2402.4	30~1000	17.89	-68.33	≤-2.11	PASS
2.4G	Ant1	2402.4	1000~26500	17.89	-18.99	≤-2.11	PASS
2.4G	Ant1	2441.4	0~Reference	18.81	18.81	---	PASS
2.4G	Ant1	2441.4	30~1000	18.81	-68.01	≤-1.19	PASS
2.4G	Ant1	2441.4	1000~26500	18.81	-20.28	≤-1.19	PASS
2.4G	Ant1	2479.4	0~Reference	18.75	18.75	---	PASS
2.4G	Ant1	2479.4	30~1000	18.75	-67.25	≤-1.25	PASS
2.4G	Ant1	2479.4	1000~26500	18.75	-13.89	≤-1.25	PASS

Test Graphs

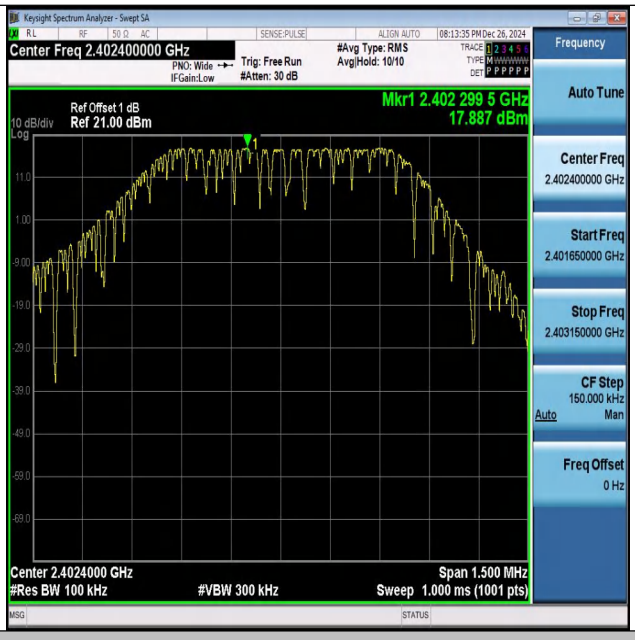

2.4G-Ant1-2402.4-0~Reference-PASS

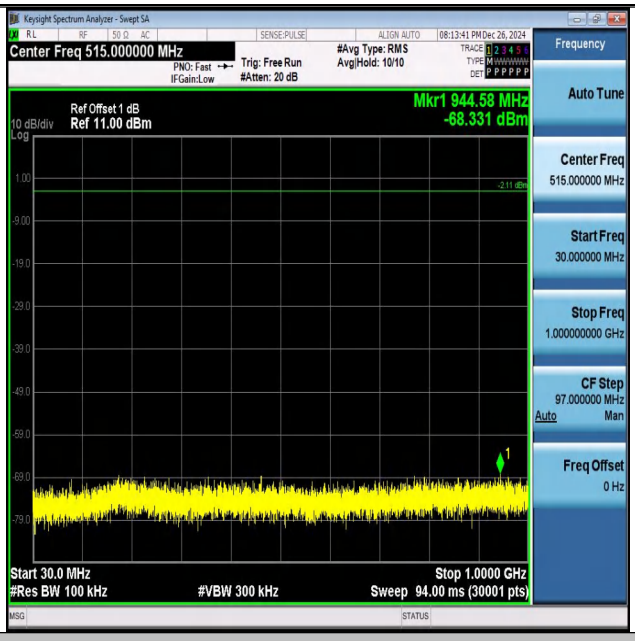

2.4G-Ant1-2402.4-30~1000-PASS

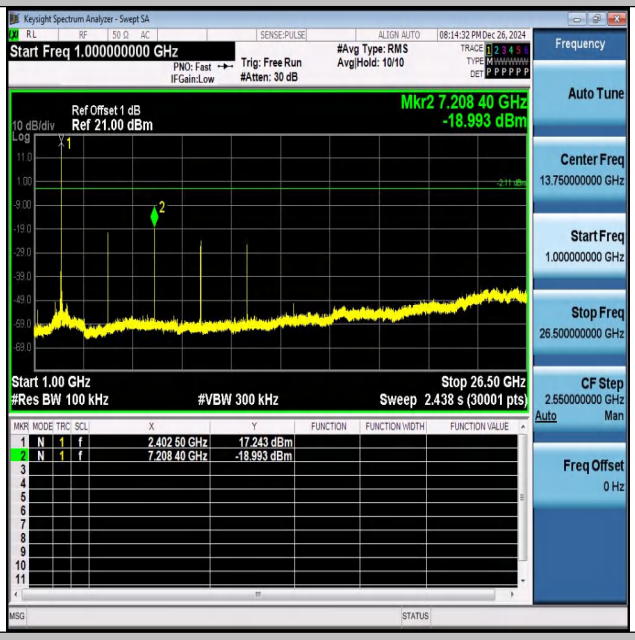

2.4G-Ant1-2402.4-1000~26500-PASS

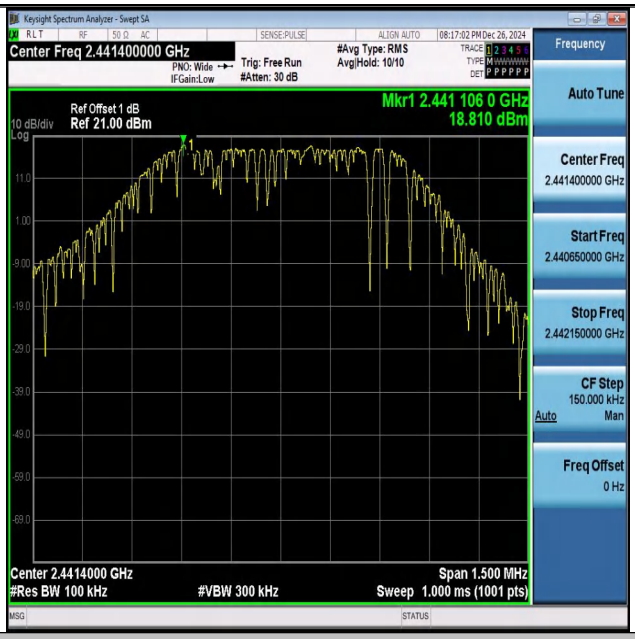

2.4G-Ant1-2441.4-0~Reference-PASS

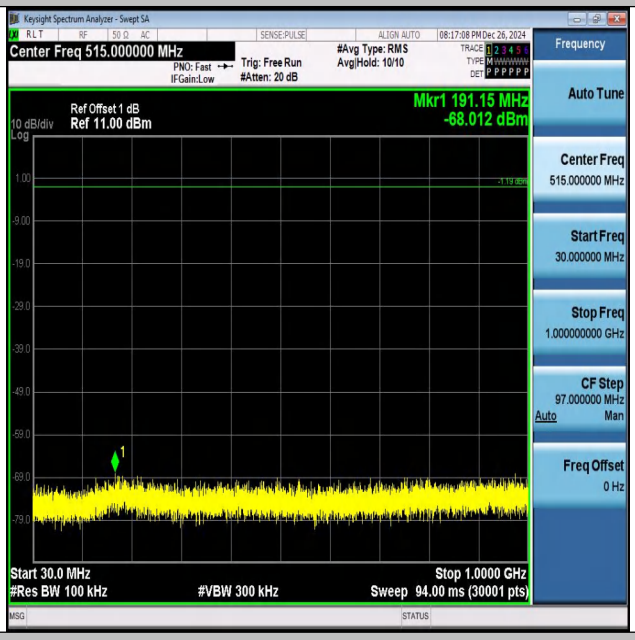

2.4G-Ant1-2441.4-30~1000-PASS

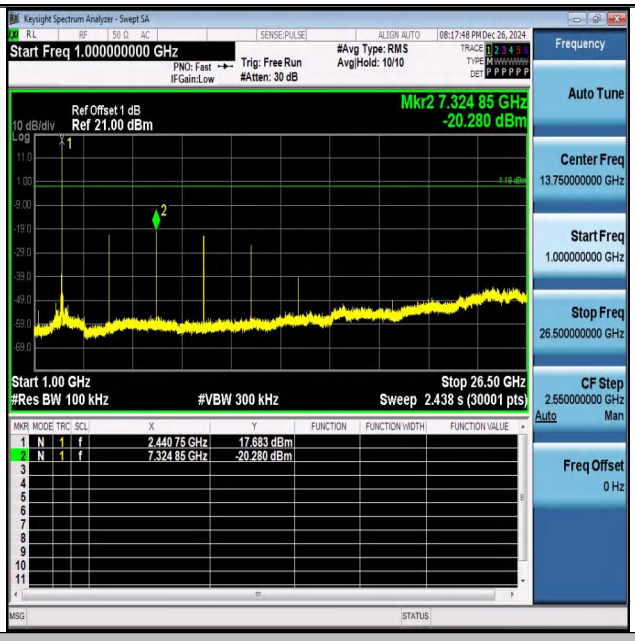

2.4G-Ant1-2441.4-1000~26500-PASS

2.4G-Ant1-2479.4-0~Reference-PASS

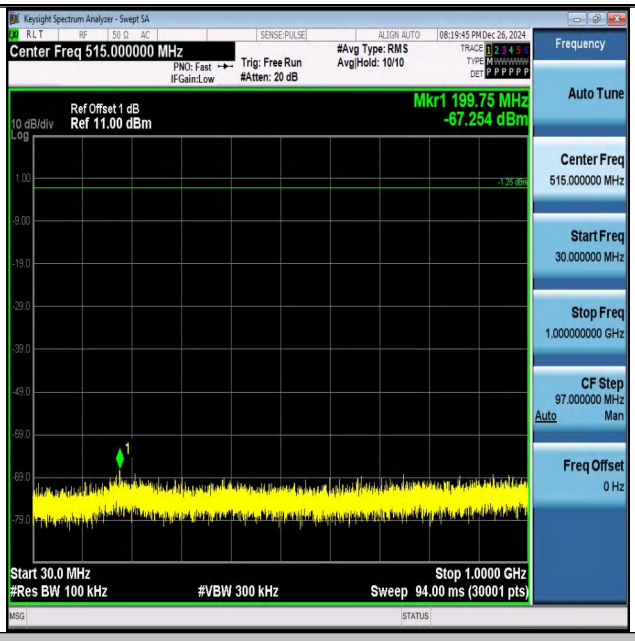

2.4G-Ant1-2479.4-30~1000-PASS

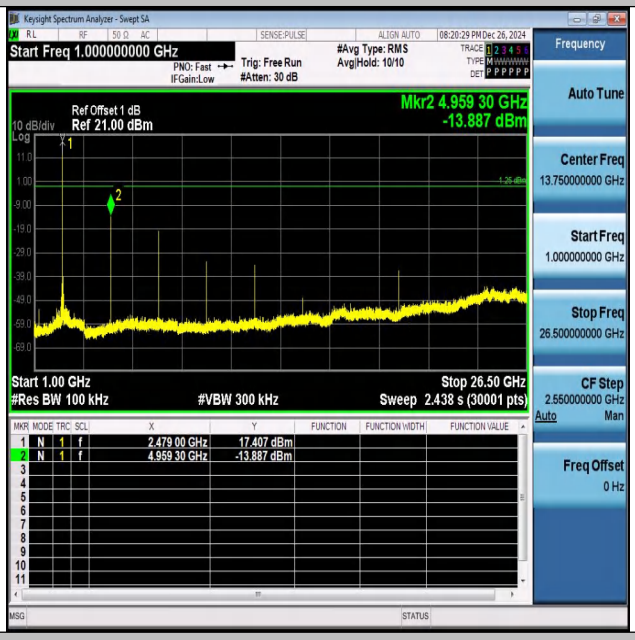

2.4G-Ant1-2479.4-1000~26500-PASS

Appendix H: Duty Cycle

Test Result

Test Mode	Antenna	Frequency[MHz]	ON Time [ms]	Period [ms]	Duty Cycle [%]	Duty Cycle Factor[dB]
2.4G	Ant1	2402.4	1.59	2.02	78.71	1.04
2.4G	Ant1	2441.4	1.62	2.02	80.20	0.96
2.4G	Ant1	2479.4	1.62	2.00	81.00	0.92

Note:

ON Time[ms]=Mkr3-Mkr2

Period[ms]=ON Time+Mkr2-Mkr1

Test Graphs

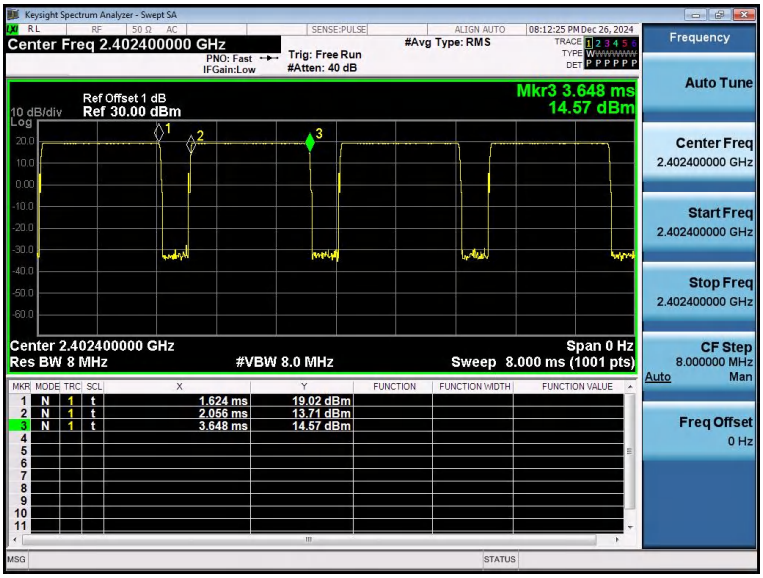

NTNV-2.4G-Ant1-2402.4

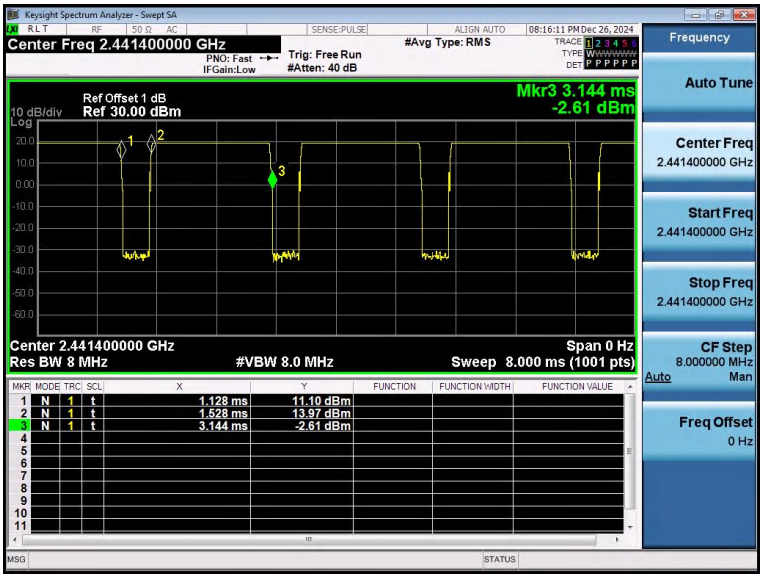

NTNV-2.4G-Ant1-2441.4

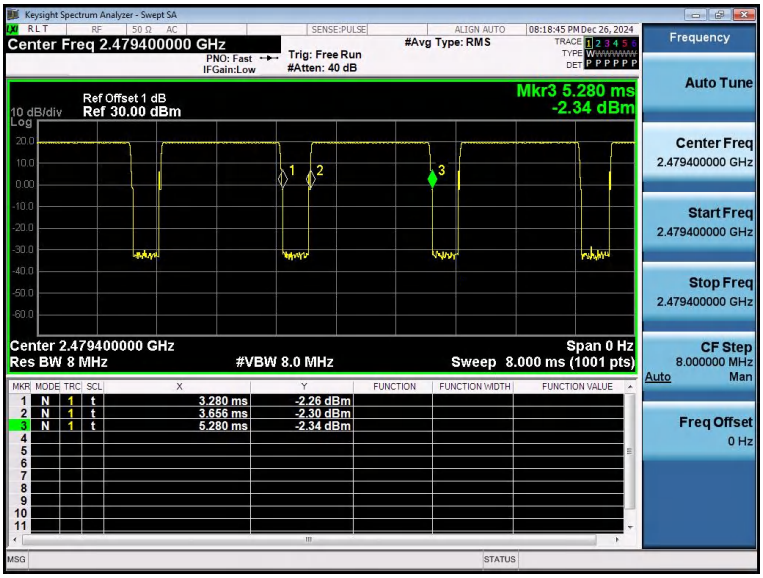

NTNV-2.4G-Ant1-2479.4

---End---