xo poppy

WONDERMATE

ULTIMATE TECH COMPANION

WIRELESS SPEAKER | LED LAMP | SURROUND SOUND | TOUCH CONTROL | FEW FAST CHARGER | MAGSAFE® COMPATIBLE

PRODUCT INSTRUCTIONS

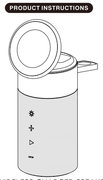

WONDERMATE WIRELESS CHARGER SPEAKER-NIGHT LIGHT

Operation Manual

PRODUCT FEATURE

- Simple and exquisite shape.
- Night light.
- Wireless fast charge.
- Bluetooth speaker
- Charging distance≤6mm.

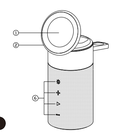

APPERANCE BUTTONS

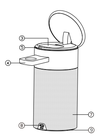

① Wireless Charging Area
② Lampshade
③ Earphone Charging Area
④ Watch Charging Area
⑤ Charging Indicator
⑥ Function button
⑦ Speaker cavity
⑧ Type-C input
⑨ Silicone shackles

METHOD OF OPERATION

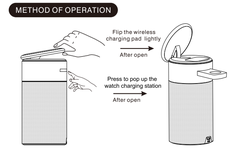

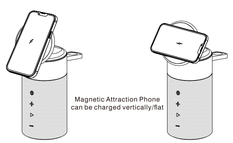

Magnetic Attraction Phone can be charged vertically/flat

OPERATION METHOD

1.Connect the USB data cable to the power adapter and the Type-C port to product.

2.After the product is plugged into the power supply, the red, blue, and green lights flash three times at the same time, and the red light remains on.

3. The blue light is on when using wireless charging on the phone alone, and the green light is on when using wireless charging on the headphones alone. If the phone and headphones are charged simultaneously, theblueand green indicator lights will remain on. Red light goes off.

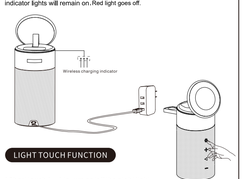

LIGHT TOUCH FUNCTION

•Short touch [☀] to turn on/off the night light.
•Long press [☀] to adjust the brightness of the light.

HOW TO USE WIRELESS SPEAKERS

Long press [►], there will be a prompt tone, bluetooth function will be turned on,In the pairing state, turn on the Bluetooth function of your phone,In bluetooth devices,"XO POPPY " appears in the search for Bluetooth speaker.
Click to select the device name of "XO POPPY "Automatically enter the pairing, after the pairing connection is successful, there will be a prompt tone.

When the speaker is playing:

[►]:Double click to switch Bluetooth/FM mode, short press to play/pause in Bluetooth mode, short press to mute in FM mode

[—]:Long press to reduce volume, short press previous song.
In FM mode: double click to search for radio stations , click to switch radio stations

[+]:Long press to increase volume, short press next song.
In FM mode: double click to search for radio stations , click to switch radio stations

APPLICABLE EQUIPMENT

This product supports fast wireless charging and complies with the QI wireless charging standard;Through the magnetic induction Should be short distance radio transmission, the equipment supports all compliant with the QI standard wireless charging devices.
With a 5V output adapter, wireless charging supports 5W load.
Wireless charging supports 10W negative when using adapters that comply with QC2.0 and above standards Load;
With over voltage and over temperature protection.

NOTICE

- Do not use or store the product in direct sunlight or high temperature places for a long time.
- Do not charge in places too close to magnetic cards, magnetic recording media, and precision instruments.
- Do not disassemble or modify this product.
- Do not touch the AC adapter with wet hands.
- Keep this product away from water or other liquids.
- If you want to clean the product, please disconnect the power.
- Product working environment temperature range: -20~45℃.

SPECIFICATIONS

Material: imported ABS+ hardware
Power input: DC5V-9V⎓3A
Charging efficiency: ≥75%
Output: WATCH 2W EARPHONE 3W/ PHONE 15 W
Battery capacity: 1800mAh
Weight: 600g
Speaker power:5W
Product size: 85×85×175mm
The charging port of power supply is the international type-c port

BT ID:D064893
FCC ID:2BBPLPYWMWCLED

XO POPPY © COPYRIGHT ALL RIGHTS RESERVED. XO Poppy is an innovative brand of Trustone Group LLC. No portion of this design may be reproduced without express written permission. Other trademarks and trade names are those of their respective owners. All rights reserved. Distributed by Trustone Group LLC. New York, NY 10018.

CE RoHS Made in China

FCC Warning Statement
Changes or modifications not expressly approved by the party responsible for compliance could void the user's authority to operate the equipment. This equipment has been tested and found to comply with the limits for a Class B digital device, pursuant to Part 15 of the FCC Rules. These limits are designed to provide reasonable protection against harmful interference in a residential installation. This equipment generates uses and can radiate radio frequency energy and, if not installed and used in accordance with the instructions, may cause harmful I nterference to radio communications. However, there is no guarantee that interference will not occur in a particular installation. If this equipment does cause harmful interference to radio or television reception, which can be determined by turning the equipment off and on, the user is encouraged to try to correct the interference by one or more of the following measures:
-- Reorient or relocate the receiving antenna.
-- Increase the separation between the equipment and receiver.
--Connect the equipment into an outlet on a circuit different from that to which the receiver is connected.
-- Consult the dealer or an experienced radio/TV technician for help.

This device complies with part 15 of the FCC Rules. Operation is subject to the following two conditions: (1) This device may not cause harmful interference, and
(2) this device must accept any interference received, including interference that may cause undesired operation.

NOTE: This device and its antenna(s) must not be co-located or operation in conjunction with any other antenna or transmitter.

RF Exposure Statement (Bluetooth)
The device has been evaluated to meet general RF exposure requirement. The device can be used in portable exposure condition without restriction.

RF Exposure Statement (Wireless Charger)
To maintain compliance with FCC's RF Exposure guidelines, this equipment should be installed and operated with minimum distance of 20cm the radiator your body.