HYUNDAI HY-S10
蓝牙音箱



使用说明书
使用前请阅读使用说明书

## 产品使用简介

(1) 除说明书有特殊标示的操作方式以外，请勿尝试拆卸或更换产品内的任何零件。
(2) 请勿将产品放入水或其他任何液体中，此产品非防水设计。
(3) 如果有任何液体不小心进入产品内时，请立即断开连接并移开此产品。
(4) 为避免触电，请在安装或卸载产品时，确保手上没有沾水。
(5) 请勿将此产品放置于热源附近或直接暴露在火源附近。
(6) 请勿将本产品放置在有强大电磁力的环境中，否则会导致产品故障。

## 包装清单

## 产品规格

蓝牙版本:V5.3
传输距离:10M
电池容量:800mAh
使用时长:约4小时
充电时间:约4小时
额定输入:5V⎓1A

## 产品操作说明

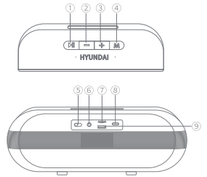


①多功能键:
播放音乐时:短按:暂停/播放
来电时:短按:接听/挂断
长按1秒:拒接
②音量-键:
长按:音量-/短按:上一曲
③音量+键:
长按:音量+/短按:下一曲
④模式键
⑤开关机键
⑥AUX音频接口
⑦TF卡插口(支持64G容量)
⑧Type-C充电接口
⑨USB接口

一、蓝牙模式:
1.蓝牙连接，开机默认蓝牙，进入蓝牙模式，打开智能蓝牙设备，搜索到蓝牙型号"HY-S10"后点击配对，连接成功后有提示音;
2.播放音乐:打开智能设备蓝牙，播放歌曲;
3.机器与智能设备连接一次后，蓝牙具有记忆功能，开机后可以自动连接或手动连接;如需断开，可以通过智能设备断开。

二、TF卡模式:
插入TF卡，机器会自动进行后插优先播放，并且有提示音，当TF卡都插入后，可以长按模式键切换模式。

三、AUX模式(外接音频输入)模式:
插入AUX外接音频线，音响会自动进行后插优先播放，并有提示音。

四、U盘模式:
插入U盘，机器会自动进行后插优先播放，并且有提示音，当U盘都插入后，可以长按模式键切换模式(U盘最大可以支持64GB)。

五、音乐灯光模式:
本产品有5种音乐灯模式，分别是:RGB慢闪灯效，彩色跑马灯效，渐变呼吸灯效，渐变呼吸快闪灯效，关灯灯效;每短按一次模式键切换一种灯效。

六、FM模式:
长按模式键切换至FM模式;FM模式时，短按多功能键进入电台搜索频道。(FM模式时请插Type-C,增强FM信号)

七、TWS功能:
两台同款音箱开机状态下双击任意一台多功能键进行TWS配对，同时出现"滴滴"两声，配对成功。

## 产品中有害物质名称及含量

产品中有害物质的名称及含量

| 部件名称 | 有害物质 | | | | | |
|---|---|---|---|---|---|---|
| | 铅(Pb) | 汞(Hg) | 镉(Cd) | 六价铬(Cr(VI)) | 多溴联苯(PBB) | 多溴二苯醚(PBDE) |
| 印刷电路组件 | ○ | ○ | ○ | ○ | ○ | ○ |
| 外壳等小结构件 | ○ | ○ | ○ | ○ | ○ | ○ |

本表格依据SJ/T 11364的规定编制。
○:表示该有害物质在该部件所有均质材料中的含量均在GB/T 26572 规定的限量要求以下。
×:表示该有害物质至少在该部件的某一均质材料中的含量超出GB/T 26572 规定的限量要求。
表单标记"X"的部件，皆因全球技术发展水平限制而无法实现有害物质的替代。

印刷电路板组件*:包括印刷电路板及其零部件，电子元器件等，根据产品型号不同，您所购买的产品可能不会含有以上所有部件

在中华人民共和国境内销售的电子电气产品必须标识此标志，标志内的数字代表在正常的使用状态下的产品的环保使用期限。

## 保修卡

尊敬的用户，本保修卡是您将来申请保修的凭证。请您配合销售商填写并妥善保管备用!

| 用户信息 | | | |
|---|---|---|---|
| 用户姓名 | | 电子邮件 | |
| 联系电话 | | 邮政编码 | |
| 通讯地址 | | | |

| 产品信息 | | | |
|---|---|---|---|
| 产品名称 | | 产品型号 | |
| 产品条码/编号/批号 | | | |

| 销售商信息 | | | |
|---|---|---|---|
| 名　称 | | | |
| 地　址 | | | |
| 联系电话 | | 邮政编码 | |
| 销售日期 | | 发票号码 | |
| 备　注 | | | |

现代综合商事控股株式会社 授权
被授权方：深圳市现代数码电子有限公司
地　　址：深圳市宝安区西乡街道宝田一路50号臣田研发大楼601A
制 造 商：现代创新(深圳)科技发展有限公司
地　　址：深圳市龙华区民治街道上芬社区龙胜路与景龙建设路交汇处裕创智汇大厦A座1515

GENUINE PRODUCT OF HYUNDAI CORPORATION

HYUNDAI
合格证
产品编号
工产品号
检验员

## FCC声明

根据FCC规则第15部分，本设备经过测试，符合B类数字设备的限制。这些限制旨在提供合理的住宅设施中的有害干扰防护。该设备产生使用并可辐射频能量，如果未按照规定安装和使用该指示可能会对无线电通信造成有害干扰。然而，有不能保证在特定安装中不会发生干扰。如果这个设备有对无线电或电视接收造成有害干扰，可通过转动来确定设备，关闭和打开时，鼓励用户尝试通过一个或多个以下更多措施

——重新定向或重新定位接收天线。
——增加设备和接收器之间的间距。
——设备连接到与接收器不同的电路上的插座已连接。
——请咨询经销商或经验丰富的无线电/电视技术人员以获得帮助。

此设备符合FCC规则的第15部分。操作受以下两个条件限制条件
(1) 本装置不得引起有害干扰。
(2) 本装置必须接受任何接收到的干扰，包括可能导致意外操作的干扰。
未经合规责任方明确批准的变更或修改可能使用用户对设备的操作权限失效。

HYUNDAI

HYUNDAI HY-S10
BT Speaker



Manual
Please read all instructions carefully
and retain for future use

## Usage Instruction

(1) Don't attempt to disassemble the unit and change any part, except there is operation method mentioned in the manual.
(2) Don't expose the unit to liquid, moisture or humidity, since it is not a waterproof product.
(3) Disconnect the unit with your BT device and move it to the safe area if the liquid get inside the unit.
(4) Don't assemble or disassemble the unit to avoid electric shock, if there is water on your hands.
(5) Don't expose the unit to extremely high temperature or dispose of the unit in fire as it will result in an explosion.
(6) Don't place the unit in an electromagnetic interference environment to avoid malfunction.

## Packing list

## Product specification

BT Version: V5.3
Transmission distance: 10M
Battery capacity: 800mAh
Playing time : About 4 hours
Charging time : About 4 hours
Rated input: 5V⎓1A

## Product operating instructions

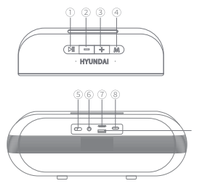


①multifunction button
When playing music: Tap: Pause/play
Incoming call: Press to answer or hang up
Press and hold for 1 second to reject the call
②Volume - button:
Long press: Volume -/ Short press: Previous track
③Volume + button:
Long press: Volume +/ Short press: Next track
④mode button:
⑤ON/OFF botton
⑥AUX audio interface
⑦TF card jack(Support 64G capacity)
⑧Type-C Charging port
⑨USB interface

1. BT mode:
1. BT connection, boot default BT, enter BT mode, open the smart BT device, search for the BT model Click "HY-S10" to pair, and a prompt tone will be displayed after the connection is successful.
2. Play music: Turn on Bluetooth of smart device and play songs;
3. After the machine is connected to the smart device once, the BT has a memory function, which can be automatically connected or manually connected after the boot Connect; If you need to disconnect the device, you can disconnect it from a smart device.

2. TF card mode:
Insert TF card, the machine will automatically insert priority playback, and there is a prompt tone, when the TF card is inserted, you can Press and hold the Mode key to switch modes.

3. AUX mode (external audio input) mode:
Plug in AUX external audio cable, the audio will automatically play back priority.

4. U disk mode:
Insert U disk, the machine will automatically insert priority playback, and there is a prompt tone, when the U disk is inserted, you can Long press the mode key to switch modes (USB flash drive can support up to 64GB).

5. Music lighting mode:
This product has 5 music light modes, which are: RGB slow flashing light effect, color running horse light effect, gradual breathing light effect,Gradual breathing fast flashing light effect, turn off the light effect; Press the mode key every time to switch a light effect.

6. FM mode:
Long press the mode key to switch to FM mode; In FM mode, press the multifunction key to enter the radio search channel. (FM) Please insert Type-C to enhance FM signal)

7. TWS functions:
Double click any one of the multi-function keys to pair TWS when two speakers of the same type are powered on, and "drop" appears at the same time. Two strikes. We got a match.

## Name and content of hazardous substances in products

Name and content of hazardous substances in products

| Part Name | Harmful materials | | | | | |
|---|---|---|---|---|---|---|
| | Pb | Hg | Cd | Cr(VI) | PBB | PBDE |
| Printed circuit assembly | ○ | ○ | ○ | ○ | ○ | ○ |
| Small structural parts such as shell | ○ | ○ | ○ | ○ | ○ | ○ |

This form is compiled in accordance with SJ/T 11364.
○: Indicates that the content of the hazardous substance in all homogeneous materials of the part is in Below the limit requirements specified in GB/T 26572.
×: Indicates that the content of the hazardous substance in at least one of the homogeneous materials of the part exceeds The limit requirements specified in GB/T 26572.
The parts marked with "X" on the form are all harmful due to the limitations of global technological development.Substitution of substances.

Printed circuit board components*: including printed circuit boards and their parts, electronic components, etc.,Depending on the product model, the product you purchased may not contain all the above components

Electronic and electrical products sold in the People's Republic of China must mark this Logo, the number in the logo represents the product under normal use Environmental protection use period.

## Warranty Service

Dear user, this warranty card is the proof of your future warranty application, please cooperate with the seller to fill it out and keep it for future use!

| User info | | | |
|---|---|---|---|
| User name | | Email | |
| Contact number | | Postal code | |
| Mailing address | | | |

| Product information | | | |
|---|---|---|---|
| Product name | | Product number | |
| Product barcode / Serial number / Batch number | | | |

| Vendor information | | | |
|---|---|---|---|
| Name | | | |
| Address | | | |
| Contact number | | Postal code | |
| Sales date | | Invoice number | |
| Remark | | | |

Authorized by Hyundai Corporation
Authorized Party: Shenzhen Hyundai Digital Electronics Co., Ltd.
Address: Address: 601A,Chentian Research and Development Building, No. 50, Baotian 1st Road,Xixiang Street, Bao'an District, Shenzhen City.
Manufacturer: HYUNDAI Creative (Shenzhen)Technology Development Co., Ltd
Address: Room 1915, Block A, Rongchuang Zhihui Building, Intersection of Longsheng Road and Jingkong Jianshe Road, Shanglin Community, Minzhi Street, Longhua District, Shenzhen,China

GENUINE PRODUCT OF HYUNDAI CORPORATION

HYUNDAI
Certificate of Approval
Product N o:
Production Tim e:
QC:

## FCC Statement

According to Part 15 of the FCC Rules, this device has been tested to meet the restrictions for Class B digital devices. These restraining decrees In providing reasonable protection against harmful disturbances in residential facilities. The device generates and uses radiofrequency energy,If this instruction is not installed and used in accordance with the regulations, it may cause harmful interference to radio communications. However, there are There is no guarantee that interference will not occur in a particular installation. If this device has built for radio or television reception Into harmful interference, the device can be determined by turning it off and on when the user is encouraged to try to pass through one or Several more measures below

——Redirect or reposition the receiving antenna.
——Increase the distance between device and receiver.
——Sockets connected to devices on circuits different from the receiver are connected.
——Please consult a dealer or experienced radio/TV technician for assistance.

This device complies with Part 15 of the FCC Rules. The operation is restricted by the following two conditions
(1) The device shall not cause harmful interference.
(2) The device must accept any received interference, including interference that may cause unexpected operation.
Changes or modifications that are not explicitly approved by the compliance responsible party may invalidate the user's permission to operate the device.

HYUNDAI