User Manual

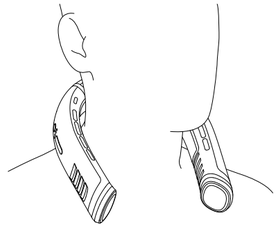

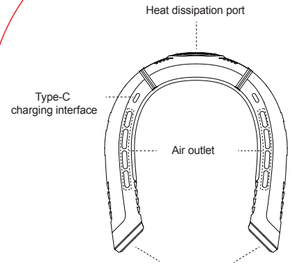

Wearing Method

The air outlet is upward, wear it from the rear

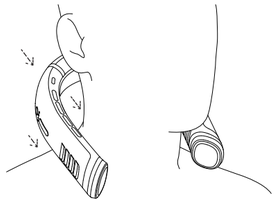

❶ Switch button

1. Long press: power on, and the fans on both sides will automatically turn on.
2. Short press once, the air conditioner is turned on, and language prompt
3. Short press again: the air conditioner is turned off, and language prompt
4. Short press twice in succession: turn off/on the fan
5. Long press: shutdown

❷ Battery power indicator

from left to right
25% 50% 75% 100%

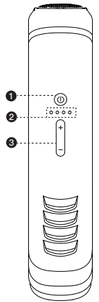

❸ Fan speed/temperature Control button

Wind speed adjustment: Long press "+" or "-" to adjust the wind speed
After the air conditioner is turned on: short press the "—" button: turn on the cooling function (and it's a voice prompt to turn on the cooling)
After turning on the refrigeration, short press the "—" button to lower the refrigeration temperature(Minimum refrigeration temperature is ambient temperature -8°C)

Note: When the air conditioner is heating, press the "—" button continuously, and the voice prompt "cooling on" will turn on the cooling function.
When the air conditioner is cooling, press the "+" button continuously, and the voice prompt "heating on" will turn on the heating function

❹ Bluetooth switch button

1. Long press: Bluetooth power on
2. Incoming call short press once to answer the call
3. Short press again to hang up
4. Long press again: Bluetooth shutdown
5. When playing music, short press once Pause, play music

❺ Sound adjustment Button

Long press +/- to adjust the speaker volume
Short press +/- to adjust the upper and lower tracks

❻ Bluetooth indicator light and MIC hole

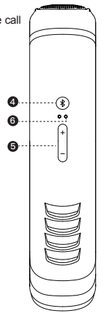

Product parameters
Product name: Intelligent Audio Air Conditioner Fan
Size: 201.3*185*43.5mm
EVE: 4.3V 5200mAh
Charging input: 5V--2A
Rated power: 10W
Working temperature: 0-50
Bluetooth transmission distance: ≤10m
(no obstacles and no other sources of interference)

Attentions:

1. This product should not be used alone by children under 10 years old, unless parents or guardians have been set up, or children have been given sufficient instructions on how to use it
2. Do not put this product in a baby stroller.
3. When the product is working, please do not put your fingers or other sharp objects into the protective net to prevent injury
4. This product contains high-sensitivity electronic components (including batteries, refrigeration chips, etc.) Dropped, burned, punctured, squeezed, disassembled, or exposed to high temperature, liquid or high-concentration industrial chemicals (including near evaporative liquefied gas, environment such as nitrogen) can cause damage, impairment of function, or personal injury.
5. Some components of this product may interfere with related medical equipment such as cardiac pacemakers and defibrillators. Users who have implanted related medical devices are not recommended to use this product, so as not to cause physical discomfort. If you need to use it, please consult your doctor first and use it under the doctor's advice (when the doctor recommends that the product can be used) If you find this product is interfering with your medical device, please stop using it
6. Please choose the appropriate use time and temperature according to your physical condition and ambient temperature. It is recommended to use the cooling/heating mode continuously for no more than 30 minutes at a time. Avoid continuous use for too long, which may cause over-cold discomfort or the risk of low-temperature burns
7. If you feel unwell in the process of use or after use, please suspend use; if an accident occurs due to improper use, please seek medical attention immediately.
8. Please avoid subjecting the product to shocks such as long-distance vibration or high-altitude drop;
9. Do not use this product after soaking in water;
10. Do not place the product in humid or high temperature areas, and use it in the recommended temperature environment. Especially in the case of high temperature in summer, do not expose the product in the car to avoid damage to the product;
11. To reduce the risk of fire or electric shock, do not expose this product to rain, liquid or moisture, and do not place objects filled with liquids (such as vases, etc.) on or near this product
12. Do not use this product near heating equipment and other places with hot air or fireworks, or in places where there is a lot of dust, mist, oily smoke, etc. (such as swimming pools, hot springs, kitchens, etc.).
13. When using a charger for power supply, please purchase or use a charger that has obtained CCC certification and meets the standard requirements. There may be a risk of death or injury when charging with a charger that does not meet certified standards.
14. Please stop using the charging cable if it is damaged. Using a damaged charging cable or charger, or charging in a wet environment creates a risk of fire, electric shock, injury, product damage, or other financial damage.
15. When the product breaks down and needs to be repaired, in order to avoid danger, it must be replaced by professionals from the manufacturer, its maintenance department or similar departments, and other people are not allowed to repair it without authorization;
16. When not in use, please clean up the oil and dust on the surface of the product, cool it to room temperature and store it in a dry and ventilated place to avoid extrusion.

The name and content of harmful substances in the product

In order to meet the laws and regulations and other requirements related to the restriction of hazardous substances in electrical and electronic products in China, the hazardous substances in this product are classified according to the components, and the statement is as follows

Part Name	Harmful Substance					
	Pb	Hg	Cd	Cr(VD)	PBB	PBDE
Metallic Parts	X	○	○	○	○	○
Printed Circuit Boards and Assemblies*	X	○	○	○	○	○
other	X	○	○	○	○	○

This form is prepared according to the provisions of SJ/T11364. Some product models may not contain some of the parts in the table.
0: Indicates that the content of the hazardous substance in all homogeneous materials of the part is below the limit requirement specified in GB/T26572.
X: Indicates that the content of the hazardous substance in at least one homogeneous material of the part exceeds the limit requirement specified in GB/T26572. Parts marked with "X" cannot be replaced by hazardous substances due to the limitation of global technological development level.
*Printed circuit board assembly includes printed board and its components, capacitors and connectors, etc.
Electronic information products sold within the territory of the People's Republic of China must be marked with the number in the circle of this mark to indicate the environmental protection use period of the product under normal use.

CE FC RoHS

Product Qualified Card

Product number: _____

Date of manufacture _____

Inspectors _____

Warranty Card

Customer Name _____

Phone Number _____

Product Name _____

Date of Purchase _____

Address _____

Notes _____

FCC Caution.

This device complies with part 15 of the FCC Rules. Operation is subject to the following two conditions: (1) This device may not cause harmful interference, and (2) this device must accept any interference received, including interference that may cause undesired operation.

Any Changes or modifications not expressly approved by the party responsible for compliance could void the user's authority to operate the equipment.

Note: This equipment has been tested and found to comply with the limits for a Class B digital device, pursuant to part 15 of the FCC Rules. These limits are designed to provide reasonable protection against harmful interference in a residential installation. This equipment generates uses and can radiate radio frequency energy and, if not installed and used in accordance with the instructions, may cause harmful interference to radio communications. However, there is no guarantee that interference will not occur in a particular installation. If this equipment does cause harmful interference to radio or television reception, which can be determined by turning the equipment off and on, the user is encouraged to try to correct the interference by one or more of the following measures:

-Reorient or relocate the receiving antenna.

-Increase the separation between the equipment and receiver.

-Connect the equipment into an outlet on a circuit different from that to which the receiver is connected.

-Consult the dealer or an experienced radio/TV technician for help.

The device has been evaluated to meet general RF exposure requirement. The device can be used in portable exposure condition without restriction.