1

# Car Smart converter Carplay Box

# User Manual

RWDP1

2

## (1) Product introduction

SMT-9B car intelligent conversion box, mainly used for realizing the interconnection of mobile phone and car.

The conversion function integrates the mobile phone and the car screen, which will convert the diversified Mobile phones to car entertainment, providing users with music & abundant driving pleasure; reducing the frequency of using the mobile phone, providing users with a safer driving Car experience.

## (2) Products Host & Accessories

RWDP1
Converter Box

TYPEC Cable
(30 CM)

3

## (3) Product Instructions

—— iOS Phone User

1. Connect the box to the original car USB Data interface;
Press the' APP' button or Enter to the Carplay page;
Read box data and wait for a connection;

2. Turn on the Bluetooth of the iPhone, search for the Bluetooth Device naming: "smartBox-****". Pair it and allow the Sync, finally click "Use Carplay"

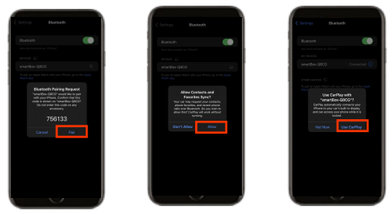

3. After the connection, please wait for a few seconds and CarPlay interface will be shown;

4

## (4) Frequently Asked Questions

1. How to update the product?

The wireless CarPlay adapter needs to be removed to a **USB power adapte**r; join the Wifi devices naming '**smartBox_xxxx**' on your iPhone with password: **88888888**; Enter the IP Address **192.168.1.101** in your Safari Browser, and press ' click me to upgrade'; wait for a few minutes for upgrade.

「Note: Please forget the 'smartBox-xxxx' Networks after upgrading sucessfully.」

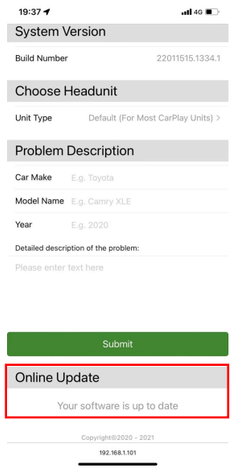


Enter the web settings Page
There will be an upgrade prompt

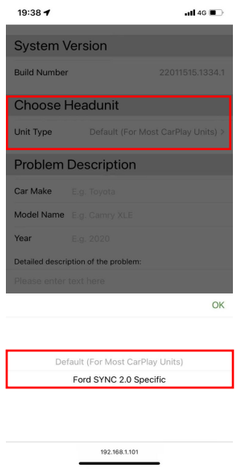


For Ford SYNC 2.0 car unit,
please switch the Unit Type.

Note: When upgrading the box, please connect the USB data cable to the car charger port.
Do not connect the box to the USB data port of the original car for upgrading.

5

## (4) Frequently Asked Questions

2. Does the CarPlay adapter fit my iPhone 11?
Yes, the wireless CarPlay Adapter works every iPhone from the 6s(iOS 12.1) all the way up to the 13 Pro max(iOS 15 software version).

3. Do I have to sync the wireless CarPlay adapter every time when starting my car?
Don't worry, After the first adaptation, the wireless CarPlay adapter will automatically match the Bluetooth and WiFi of your iPhone every time.

4. How to upload the log data when the adapter doesn't work for my car unit?
Please enter the IP address Page & fill in the car info in the Problem Description sheet, and press 'Submit' to upload your log data.

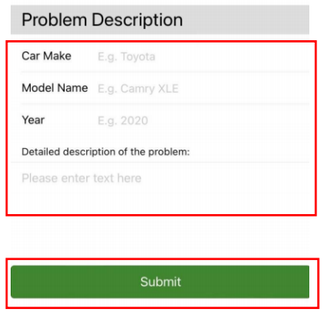


6

## (5) Product after-sales warranty and warranty

(1) . Terms of Service
Every purchase of this terminal product can enjoy the three guarantees service (except shell and wire) that we provide for you.

(2) . Host Warranty Regulations
1. Commodity host (please confirm at the time of purchase, except for commodities that are not suitable for return), within 7 days from 0:00 on the second day of the logistics receipt date(Seven days for the full 168 hours) The product is in good condition, and the product packaging and accessories are complete. At the same time, the appearance of the mobile phone is not damaged and no one is damaged You can enjoy "7 days no reason to return the goods".
2. From the second day after receipt, if there is a performance failure that is not artificially damaged within 7 days, you can choose according to the test results of authorized after-sales outlets Return or replace products of the same model and specifications or free maintenance services.
3. Counting from the second day of the receipt date, if there is a performance failure that is not artificially damaged from the 8th to the 15th day, based on the test results of the authorized after-sales outlets,You can choose to replace the same model and specification machine or repair service.
4. If the host has a performance failure that is not artificially damaged within one year from the date of receipt of the logistics, the consumer can authorize the after-sales service Outlets enjoy free maintenance service.
5. Any wear or scratches on the appearance of the product will not enjoy the return or replacement service.
6. The product host has a performance failure that is not artificially damaged within one year from the date of receipt of the logistics. After two repairs, it still cannot be corrected.Frequently used, you can choose to repair for free or with the valid repair record provided by the repairer in the warranty card, contact customer service to confirm whether it is available If you can exchange the goods, you will be replaced with the same model and specification products or you can choose to return the goods.

(3) . Accessories warranty rules
1. The attached data cable/package (not covered by the warranty).

(4) . Warranty terms restrictions
1. Exceeding the warranty period;
2. Failure to use, maintain or maintain the product in accordance with the requirements of the product instruction manual causes damage;
3. Damage caused by misuse, such as falling, squeezing, or immersion in water;
4. Damage caused by force majeure such as floods, fires, lightning strikes, etc.;
5. Machines repaired by an unauthorized repair center;
6. Use of non-original accessories, causing malfunctions or accidents;
7. Any product sold through unofficial channels, and the model, number, and manufacturing number indicated on the product have been changed, deleted, moved or not Identifiable
8. It only includes hardware maintenance service, all configurations and accessories, such as data cable housing and user guide, etc. are not included in the maintenance service;

## FCC Statement

This device complies with part 15 of the FCC Rules. Operation is subject to the following two conditions:

(1) This device may not cause harmful interference, and (2) this device must accept any interference received, including interference that may cause undesired operation.

-Reorient or relocate the receiving antenna.
-Increase the separation between the equipment and receiver.
-Connect the equipment into an outlet on a circuit different from that to which the receiver is connected.
-Consult the dealer or an experienced radio/TV technician for help.

Any Changes or modifications not expressly approved by the party responsible for compliance could void the user's authority to operate the equipment.

Note: This equipment has been tested and found to comply with the limits for a Class B digital device, pursuant to part 15 of the FCC Rules. These limits are designed to provide reasonable protection against harmful interference in a residential installation. This equipment generates uses and can radiate radio frequency energy and, if not installed and used in accordance with the instructions, may cause harmful interference to radio communications. However, there is no guarantee that interference will not occur in a particular installation. If this equipment does cause harmful interference to radio or television reception, which can be determined by turning the equipment off and on, the user is encouraged to try to correct the interference by one or more of the following measures:

This equipment complies with FCC radiation exposure limits set forth for an uncontrolled environment.
This equipment should be installed and operated with minimum distance 20cm etween the radiator & your body.