TEST REPORT

Applicant:	Aurodi Corporation
Address of Applicant:	Suite 1100, 7887 E Belleview Ave, Denver, CO 80111, United States
Manufacturer:	Jingrui Inspire Co.,Ltd.
Address of Manufacturer:	RM1306, Block 3 (C-1), Runhui Science Park,18 Shenzhou Rd., Huangpu Dist., Guangzhou, Guangdong Prov., P.R. China, 510663
Product name:	Android Tab Gateway(NA)
Model(s):	VGW12W0X-EC25-900
Rating(s):	INPUT: AC 100-240V, 50/60 Hz, 1.5A OUTPUT: DC 12V 3A
Trademark:	V-MARK
Standards:	FCC CFR Title 47 Part 15 Subpart E Section 15.407
FCC ID:	2BBTA-VGW12W0X24G
Data of Receipt:	2025-07-30
Date of Test:	2025-07-30~2026-01-22
Date of Issue:	2026-01-22
Test Result	**Pass***

* In the configuration tested, the test item complied with the standards specified above.

Authorized for issue by:

Test by:			***Reviewed by:***		
Jan.22, 2026	Chivas Tsang Project Engineer	Chivas	Jan.22, 2026	Victor Meng Project Manager	Victor
Date	*Name/Position*	*Signature*	*Date*	*Name/Position*	*Signature*

This report is for the exclusive use of ITL's client and is provided pursuant to the agreement between ITL assumes no liability to any party, other than to the Client in accordance with the agreement, for any loss, expense or damage occasioned by the use of this report. Only the Client is authorized to permit copying or distribution of this report and then only in its entirety. Any use of the ITL name or one of its marks for the sale or advertisement of the tested material, product or service must first be approved in writing by ITL. The observations and test results in this report are relevant only to the sample tested. This report by itself does not imply that the material, product, or service is or has ever been under an ITL certification program. The test report only allows to be revised within the retention period unless further standard or the requirement was noticed.

Testing Laboratory information:

Testing Laboratory Name ..... :	ITL Co., Ltd
Address ..... :	No. 8 Jinqianling Street 5, Huangjiang Town, Dongguan, Guangdong, 523757 P.R.C.
Testing location ..... :	Same as above
Tel ..... :	0086-769-39001678
Fax ..... :	0086-20-62824387
E-mail ..... :	itl@i-testlab.com

Possible test case verdicts:

- test case does not apply to the test object.. :	N/A
- test object does meet the requirement..... :	P (Pass)
- test object does not meet the requirement . :	F (Fail)

General remarks:

The test results presented in this report relate only to the object tested.

The results contained in this report reflect the results for this particular model and serial number. It is the responsibility of the manufacturer to ensure that all production models meet the intent of the requirements detailed within this report.

This report would be invalid test report without all the signatures of testing technician and approver.
This report shall not be reproduced, except in full, without the written approval of the Issuing testing laboratory.

General product information:

This device doesn't support Resource Units characteristic.

This report is for the exclusive use of ITL's client and is provided pursuant to the agreement between ITL assumes no liability to any party, other than to the Client in accordance with the agreement, for any loss, expense or damage occasioned by the use of this report. Only the Client is authorized to permit copying or distribution of this report and then only in its entirety. Any use of the ITL name or one of its marks for the sale or advertisement of the tested material, product or service must first be approved in writing by ITL. The observations and test results in this report are relevant only to the sample tested. This report by itself does not imply that the material, product, or service is or has ever been under an ITL certification program. The test report only allows to be revised within the retention period unless further standard or the requirement was noticed.

Contents

1.	**TEST STANDARDS AND REPORT VERSION**	**4**
1.1.	**Test Standards**	**4**
1.2.	**Report Version**	**4**
2.	**TEST DESCRIPTION**	**5**
3.	**SUMMARY**	**6**
3.1.	**Client Information**	**6**
3.2.	**Product Description**	**6**
3.3.	**Operation state**	**7**
3.4.	**EUT configuration**	**8**
3.5.	**Discontinue transmitting with absence of Data or operational failure states**	**8**
4.	**TEST ENVIRONMENT**	**8**
4.1.	**Address of the test laboratory**	**8**
4.2.	**Test Facility**	**8**
4.3.	**Environmental conditions**	**9**
4.4.	**Statement of the measurement uncertainty**	**9**
4.5.	**Equipments Used during the Test**	**10**
5.	**TEST CONDITIONS AND RESULTS**	**11**
5.1.	**Antenna Requirement**	**11**
5.2.	**AC power-line conducted emissions**	**12**
5.3.	**Maximum Conducted Output Power**	**15**
5.4.	**Power Spectral Density**	**18**
5.5.	**-26dB&-6 bandwidth and 99% Occupied bandwidth**	**59**
5.6.	**-6dB Bandwidth**	**130**
5.7.	**Band Edge**	**141**
5.8.	**Radiated Spurious Emissions**	**144**
5.9.	**Frequency stability**	**156**
5.10.	**Radiated Emissions which fall in the restricted bands**	**160**
5.11.	**Dynamic Frequency Selection(DFS)**	**163**

This report is for the exclusive use of ITL's client and is provided pursuant to the agreement between ITL assumes no liability to any party, other than to the Client in accordance with the agreement, for any loss, expense or damage occasioned by the use of this report. Only the Client is authorized to permit copying or distribution of this report and then only in its entirety. Any use of the ITL name or one of its marks for the sale or advertisement of the tested material, product or service must first be approved in writing by ITL. The observations and test results in this report are relevant only to the sample tested. This report by itself does not imply that the material, product, or service is or has ever been under an ITL certification program. The test report only allows to be revised within the retention period unless further standard or the requirement was noticed.

1. TEST STANDARDS AND REPORT VERSION

1.1. Test Standards

The tests were performed according to following standards:
FCC Rules Part 15.407: General technical requirements

ANSI C63.10:2020: American National Standard for Testing Unlicensed Wireless Devices

KDB789033 D02 v02r01: GUIDELINES FOR COMPLIANCE TESTING OF UNLICENSED NATIONAL INFORMATION INFRASTRUCTURE (U-NII) DEVICES PART 15, SUBPART E

KDB662911 D01 v02r01: Multiple Transmitter Output

1.2. Report Version

Revision No.	Date of issue	Description
N/A	/	/

This report is for the exclusive use of ITL's client and is provided pursuant to the agreement between ITL assumes no liability to any party, other than to the Client in accordance with the agreement, for any loss, expense or damage occasioned by the use of this report. Only the Client is authorized to permit copying or distribution of this report and then only in its entirety. Any use of the ITL name or one of its marks for the sale or advertisement of the tested material, product or service must first be approved in writing by ITL. The observations and test results in this report are relevant only to the sample tested. This report by itself does not imply that the material, product, or service is or has ever been under an ITL certification program. The test report only allows to be revised within the retention period unless further standard or the requirement was noticed.

2. TEST DESCRIPTION

Test Item	FCC Rule	Result
Antenna Requirement	15.203	PASS
AC power-line conducted emissions	15.207	PASS
Maximum Conducted Output Power	15.407(a)	PASS
Power Spectral Density	15.407(a)	PASS
-26dB Bandwidth and 99% Occupied bandwidth	15.407(a)	PASS
-6dB Bandwidth	15.407(a)	PASS
Band Edge	15.407(b)	PASS
Radiated Spurious Emissions	15.209	PASS
Frequency Stability	15.407(g)	PASS
Dynamic Frequency Selection(DFS)	15.407(h)	PASS
Radiated Emissions which fall in the restricted bands	15.209(c)	PASS

Remark: The measurement uncertainty is not included in the test result.

This report is for the exclusive use of ITL's client and is provided pursuant to the agreement between ITL assumes no liability to any party, other than to the Client in accordance with the agreement, for any loss, expense or damage occasioned by the use of this report. Only the Client is authorized to permit copying or distribution of this report and then only in its entirety. Any use of the ITL name or one of its marks for the sale or advertisement of the tested material, product or service must first be approved in writing by ITL. The observations and test results in this report are relevant only to the sample tested. This report by itself does not imply that the material, product, or service is or has ever been under an ITL certification program. The test report only allows to be revised within the retention period unless further standard or the requirement was noticed.

3. SUMMARY

3.1. Client Information

Applicant:	Aurodi Corporation
Address:	Suite 1100, 7887 E Belleview Ave, Denver, CO 80111, United States
Manufacturer:	Jingrui Inspire Co.,Ltd.
Address:	RM1306, Block 3 (C-1), Runhui Science Park,18 Shenzhou Rd., Huangpu Dist., Guangzhou, Guangdong Prov., P.R. China, 510663

3.2. Product Description

Name of EUT	Android Tab Gateway(NA)		
Trade Mark:	V-MARK		
Model No.:	VGW12W0X-EC25-900		
Listed Model(s):	/		
Power supply:	AC 100-240V, 50/60 Hz, 1.5A		
5G WIFI			
Supported type:	☒ 802.11a	☒ 802.11n(HT20)	☒ 802.11n(HT40)
	☒ 802.11ac(VHT20)	☒ 802.11ac(VHT40)	☒ 802.11ax(HE20)
	☒ 802.11ax(HE40)		
Function:	☐ Outdoor AP	☐ Indoor AP	☐ Fixed P2P
	☒ Client		
DFS type:	☐ master devices	☐ Slave devices with radar detection	☒ Slave devices without radar detection
Modulation:	CCK, OFDM, QPSK, BPSK, 16QAM, 64QAM, 1024QAM		
Operation frequency:	☒ Band I:	5150MHz~5250MHz	
	☒ Band II:	5250MHz~5350MHz	
	☒ Band III:	5470MHz~5725MHz	
	☒ Band IV:	5725MHz~5850MHz	
Supported Bandwidth	20MHz:	802.11n, 802.11a, 802.11ac, 801.11ax	
	40MHz:	802.11n, 802.11ac, 801.11ax	
	80MHz:	/	
Antenna information			
Antenna delivery:	/		
Antenna technology:	/		
Antenna type:	FPC Antenna		
Antenna gain:	2.59 dBi		

This report is for the exclusive use of ITL's client and is provided pursuant to the agreement between ITL assumes no liability to any party, other than to the Client in accordance with the agreement, for any loss, expense or damage occasioned by the use of this report. Only the Client is authorized to permit copying or distribution of this report and then only in its entirety. Any use of the ITL name or one of its marks for the sale or advertisement of the tested material, product or service must first be approved in writing by ITL. The observations and test results in this report are relevant only to the sample tested. This report by itself does not imply that the material, product, or service is or has ever been under an ITL certification program. The test report only allows to be revised within the retention period unless further standard or the requirement was noticed.

3.3. Operation state

➢ **Frequency list**

According to section 15.31(m), regards to the operating frequency range over 10 MHz, must select three channel which were tested. the Lowest frequency, the middle frequency, and the highest frequency of channel were selected to perform the test, please see the above gray bottom.

Band	Test Channel	20MHz		40MHz		80MHz	
		Channel	Frequency (MHz)	Channel	Frequency (MHz)	Channel	Frequency (MHz)
I	CH_L	36	5180	38	5190	-	-
	CH_M	40	5200	-	-	42	5210
	CH_H	48	5240	46	5230	-	-
II	CH_L	52	5260	54	5270	-	-
	CH_M	56	5280	-	-	58	5290
	CH_H	64	5320	62	5310	-	-
III	CH_L	100	5500	102	5510	106	5530
	CH_M	120	5600	118	5590	-	-
	CH_H	140	5700	134	5670	122	5610
IV	CH_L	149	5745	151	5755	-	-
	CH_M	157	5785	-	-	155	5775
	CH_H	165	5825	159	5795	-	-

Only the worst case test results are provided in this test report.

➢ **Data Rated**

Preliminary tests were performed in different data rate, and found which the below bit rate is worst case mode, so only show data which it is a worst case mode.

Mode	Data rate (worst mode)
802.11a	OFDM
802.11n(HT20)/ 802.11ac(VHT20), 802.11ax(HE20)	MCS7
802.11n(HT40)/ 802.11ac(VHT40), 802.11ax(HE40)	MCS11

➢ **Test mode**

For RF test items
The engineering test program was provided and enabled to make EUT continuous transmit (duty cycle>98%).
For AC power line conducted emissions:
The EUT was set to continuesly transmitited.
For Radiated suprious emissions test item:
The engineering test program was provided and enabled to make EUT continuous transmit(duty cycle>98%). The EUT in each of three orthogonal axis emissions had been tested ,but only the worst case (X axis) data Recorded in the report.

This report is for the exclusive use of ITL's client and is provided pursuant to the agreement between ITL assumes no liability to any party, other than to the Client in accordance with the agreement, for any loss, expense or damage occasioned by the use of this report. Only the Client is authorized to permit copying or distribution of this report and then only in its entirety. Any use of the ITL name or one of its marks for the sale or advertisement of the tested material, product or service must first be approved in writing by ITL. The observations and test results in this report are relevant only to the sample tested. This report by itself does not imply that the material, product, or service is or has ever been under an ITL certification program. The test report only allows to be revised within the retention period unless further standard or the requirement was noticed.

3.4. EUT configuration

The following peripheral devices and interface cables were connected during the measurement:

● - supplied by the manufacturer
○ - supplied by the lab

○	N/A	Manufacturer :	N/A
		Model No. :	N/A
○	N/A	Manufacturer :	N/A
		Model No. :	N/A

3.5. Discontinue transmitting with absence of Data or operational failure states

According to section 15.407 (c):

"The device shall automatically discontinue transmission in case of either absence of information to transmit or operational failure. These provisions are not intended to preclude the transmission of control or signaling information or the use of repetitive codes used by certain digital technologies to complete frame or burst intervals. Applicants shall include in their application for equipment authorization a description of how this requirement is met."

Data transmission is always initiated by software, which is then passed down through the MAC, through the digital and analog baseband, and finally to the RF chip.

Several special packets (ACKs, CTS, PSPoll, etc...) are initiated by the MAC. These are the only ways the digital baseband portion will turn on the RF transmitter, which it then turns off at the end of the packet. Therefore, the transmitter will be on only while one of the aforementioned packets is being transmitted.

4. TEST ENVIRONMENT

4.1. Address of the test laboratory

All tests were performed at:

ITL Co., Ltd

No. 8 Jinqianling Street 5, Huangjiang Town, Dongguan, Guangdong, 523757 P.R.C.

0086-769-39001678

itl@i-testlab.com

No tests were sub-contracted.

4.2. Test Facility

The test facility is recognized, certified, or accredited by the following organizations:

- **CNAS Lab code:L9342**
- **FCC Designation No.:CN5035**
- **IC Registration No.: 12593A**
- **NVLAP LAB CODE: 600199-0**

This report is for the exclusive use of ITL's client and is provided pursuant to the agreement between ITL assumes no liability to any party, other than to the Client in accordance with the agreement, for any loss, expense or damage occasioned by the use of this report. Only the Client is authorized to permit copying or distribution of this report and then only in its entirety. Any use of the ITL name or one of its marks for the sale or advertisement of the tested material, product or service must first be approved in writing by ITL. The observations and test results in this report are relevant only to the sample tested. This report by itself does not imply that the material, product, or service is or has ever been under an ITL certification program. The test report only allows to be revised within the retention period unless further standard or the requirement was noticed.

4.3. Environmental conditions

During the measurement the environmental conditions were within the listed ranges:

Temperature:	15~35°C
Relative Humidity:	30~60 %
Air Pressure:	950~1050 mba

4.4. Statement of the measurement uncertainty

The data and results referenced in this document are true and accurate. The reader is cautioned that there may be errors in calibration limits of the equipment and facilities. The measurement uncertainty was calculated for all measurements listed in this test report according to TR-100028-01 “Electromagnetic compatibility and Radio spectrum Matters (ERM); Uncertainties in the measurement of mobile radio equipment characteristics; Part 1” and TR-100028-02 “Electromagnetic compatibility and Radio spectrum Matters (ERM); Uncertainties in the measurement of mobile radio equipment characteristics; Furthermore, component and process variability of devices similar to that tested may result in additional deviation. The manufacturer has the sole responsibility of continued compliance of the device.

Parameter	Uncertainty
Radio frequency	2.25%
total RF power, conducted	±1.34 dB
RF power density, conducted	±1.49 dB
All emissions, radiated	±2.72 dB
Temperature	±5.02 dB
Humidity	±0.8°C
DC and low frequency voltages	±1.5 %
All emissions, conducted	±2.30 dB

(1) This uncertainty represents an expanded uncertainty expressed at approximately the 95% confidence level using a coverage factor of k=1.96.

This report is for the exclusive use of ITL’s client and is provided pursuant to the agreement between ITL assumes no liability to any party, other than to the Client in accordance with the agreement, for any loss, expense or damage occasioned by the use of this report. Only the Client is authorized to permit copying or distribution of this report and then only in its entirety. Any use of the ITL name or one of its marks for the sale or advertisement of the tested material, product or service must first be approved in writing by ITL. The observations and test results in this report are relevant only to the sample tested. This report by itself does not imply that the material, product, or service is or has ever been under an ITL certification program. The test report only allows to be revised within the retention period unless further standard or the requirement was noticed.

4.5. Equipments Used during the Test

No.	Test Equipment	Manufacturer	Model	Serial No.	Cal Data	Due Date
DGITL-115	50Ω Coaxial Cable	Mini-cicuts	CBL	C001	2025.03.14	2026.03.14
DGITL-182	Test software	2.0.0.0	MTS 8310	/	/	/
DGITL-190	Filter	COM-MW	K6-2400-2483.5-100S5010-007	12230496	2025.01.10 2026.01.14	2026.01.09 2027.01.13
DGITL-191	Filter	COM-MW	K6-5150-5850-100S5010-003	12234382	2025.01.10 2026.01.14	2026.01.09 2027.01.13
DGITL-301	Semi-Anechoic chamber	ETS•Lindgren	9*6*6	CT000874-1181	2023.08.02	2026.08.02
DGITL-307	EMI test receiver	SCHWARZBECK	ESVS10	833616/003	2025.03.14	2026.03.13
DGITL-376	Wideband Radio Communication Tester	SCHWARZBECK	CMW500	LR114195	2025.03.14	2026.03.13
DGITL-349a	Vector Signal Generator	ROHDE&SCHWARZ	SMBV100A	259268	2025.03.14	2026.03.13
DGITL-194	Power Meter	MWRFtest	MW100-PSB	MW202006002	2025.03.14	2026.03.13
DGITL-306	Spectrum Analyzer	Agilent Technologies	N9010A	MY54200334	2025.03.14	2026.03.13
DGITL-352	Pre Amplifier	Mlnl-Clrcuits	ZFC-1000HX	SN292801110	2025.03.14	2026.03.13
DGITL-375	Spectrum Analyzer	SCHWARZBECK	FSV40-N	6625-01-588-5515	2025.03.14	2026.03.13
DGITL-309	Horn Antenna	ETS Lindgren	3117	SN00152265	2025.05.13	2026.05.12
DGITL-308	Bilog Antenna	ETS· Lindgren	3142E	156975	2025.05.13	2026.05.12
DGITL-350	Wideband Amplifier Super Ultra	Mlnl-Clrcuits	ZVA-183X-S+	SN986401426	2025.03.14	2026.03.12
DGITL-371	Pre Amplifier	teramicrowave	TALA-0040G35	18081001	2025.03.14	2026.03.12
DGITL-363	Active Loop Antenna	SCHWARZBECK	FMZB1519B	00062	2024.05.15	2026.05.14
DGITL-302	Shielded Room	ETS• Lindgren	8*4*3	CT09010	2023.08.02	2026.08.02
DGITL-304	L.I.S.N.#1	R&S	ESH3-Z5	100272	2025.03.13	2026.03.12

This report is for the exclusive use of ITL's client and is provided pursuant to the agreement between ITL assumes no liability to any party, other than to the Client in accordance with the agreement, for any loss, expense or damage occasioned by the use of this report. Only the Client is authorized to permit copying or distribution of this report and then only in its entirety. Any use of the ITL name or one of its marks for the sale or advertisement of the tested material, product or service must first be approved in writing by ITL. The observations and test results in this report are relevant only to the sample tested. This report by itself does not imply that the material, product, or service is or has ever been under an ITL certification program. The test report only allows to be revised within the retention period unless further standard or the requirement was noticed.

5. TEST CONDITIONS AND RESULTS

5.1. Antenna Requirement

Requirement

FCC CFR Title 47 Part 15 Subpart C Section 15.203:

An intentional radiator shall be designed to ensure that no antenna other than that furnished by the responsible party shall be used with the device. The use of a permanently attached antenna or of an antenna that uses a unique coupling to the intentional radiator, the manufacturer may design the unit so that a broken antenna can be replaced by the user, but the use of a standard antenna jack or electrical connector is prohibited.

Test Result:

The antenna is FPC Antenna and no consideration of replacement. The best case gain of the antenna is 2.59 dBi.

This report is for the exclusive use of ITL's client and is provided pursuant to the agreement between ITL assumes no liability to any party, other than to the Client in accordance with the agreement, for any loss, expense or damage occasioned by the use of this report. Only the Client is authorized to permit copying or distribution of this report and then only in its entirety. Any use of the ITL name or one of its marks for the sale or advertisement of the tested material, product or service must first be approved in writing by ITL. The observations and test results in this report are relevant only to the sample tested. This report by itself does not imply that the material, product, or service is or has ever been under an ITL certification program. The test report only allows to be revised within the retention period unless further standard or the requirement was noticed.

5.2. AC power-line conducted emissions

LIMIT

FCC CFR Title 47 Part 15 Subpart C Section 15.207:

Frequency range (MHz)	Limit (dBuV)	
	Quasi-peak	Average
0.15-0.5	66 to 56*	56 to 46*
0.5-5	56	46
5-30	60	50

* Decreases with the logarithm of the frequency.

TEST CONFIGURATION

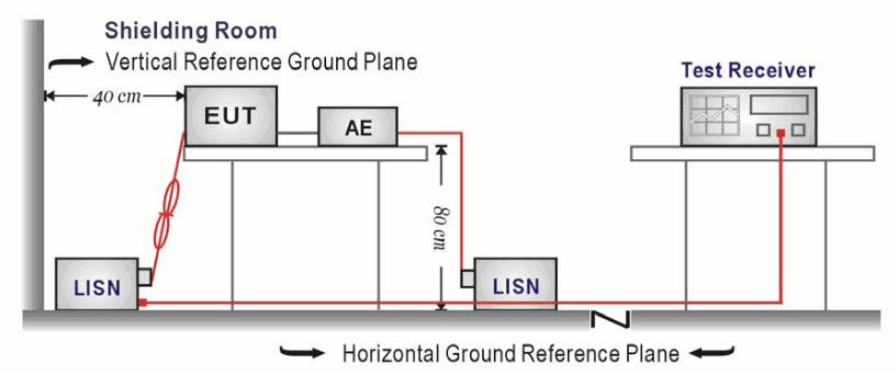

TEST PROCEDURE

1. The EUT was setup according to ANSI C63.10:2020 requirements.
2. The EUT was placed on a platform of nominal size, 1 m by 1.5 m, raised 80 cm above the conducting ground plane. The vertical conducting plane was located 40 cm to the rear of the EUT. All other surfaces of EUT were at least 80 cm from any other grounded conducting surface.
3. The EUT and simulators are connected to the main power through a line impedances stabilization network (LISN). The LISN provides a 50 ohm /50uH coupling impedance for the measuring equipment.
4. The peripheral devices are also connected to the main power through a LISN. (Please refer to the block diagram of the test setup and photographs)
5. Each current-carrying conductor of the EUT power cord, except the ground (safety) conductor, was individually connected through a LISN to the input power source.
6. The excess length of the power cord between the EUT and the LISN receptacle were folded back and forth at the centre of the lead to form a bundle not exceeding 40 cm in length.
7. Conducted Emissions were investigated over the frequency range from 0.15MHz to 30MHz using a receiver bandwidth of 9 KHz.
8. During the above scans, the emissions were maximized by cable manipulation.

TEST MODE:

Please refer to the clause 3.3

TEST RESULTS

☒ **Passed** ☐ **Not Applicable**

Note:
1) Trans=Cable lose+ Pulse Limiter Factor + Artificial Mains Factor
2) Margin= Limit -Level

This report is for the exclusive use of ITL's client and is provided pursuant to the agreement between ITL assumes no liability to any party, other than to the Client in accordance with the agreement, for any loss, expense or damage occasioned by the use of this report. Only the Client is authorized to permit copying or distribution of this report and then only in its entirety. Any use of the ITL name or one of its marks for the sale or advertisement of the tested material, product or service must first be approved in writing by ITL. The observations and test results in this report are relevant only to the sample tested. This report by itself does not imply that the material, product, or service is or has ever been under an ITL certification program. The test report only allows to be revised within the retention period unless further standard or the requirement was noticed.

An initial pre-scan was performed on the live and neutral lines with peak detector. Quasi-Peak and Average measurement were performed at the frequencies with maximized peak emission were detected. For EUT the 802.11 a mode was worst case mode.

Test Line:	L

Live Line:

Peak scan

Level (dB μ V/m)

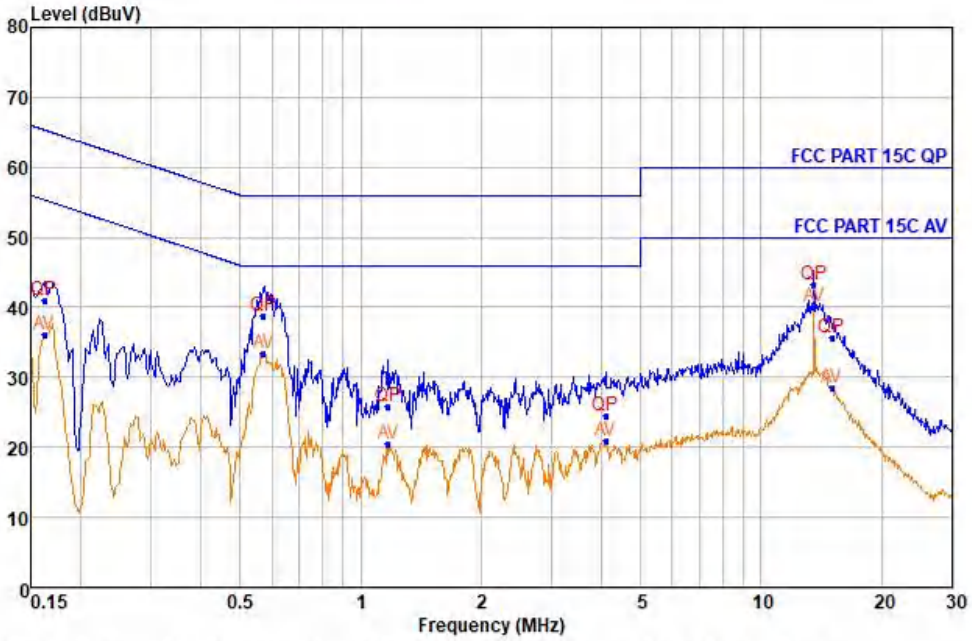

NO.	Freq MHz	Level dBuV	Remark	LISN Factor dB	Cable Loss dB	Limit Line dBuV	Margin dB
1	0.162	40.90	QP	9.69	0.20	65.34	-24.44
2	0.162	36.13	Average	9.69	0.20	55.34	-19.21
3	0.572	38.79	QP	9.67	0.28	56.00	-17.21
4	0.572	33.44	Average	9.67	0.28	46.00	-12.56
5	1.169	25.80	QP	9.67	0.32	56.00	-30.20
6	1.169	20.49	Average	9.67	0.32	46.00	-25.51
7	4.083	24.48	QP	9.61	0.39	56.00	-31.52
8	4.083	20.86	Average	9.61	0.39	46.00	-25.14
9	13.528	43.23	QP	9.69	0.45	60.00	-16.77
10	13.528	40.15	Average	9.69	0.45	50.00	-9.85
11	15.000	35.75	QP	9.71	0.46	60.00	-24.25
12	15.000	28.56	Average	9.71	0.46	50.00	-21.44

Level=Read Level + LISN Factor + Cable Loss

Quasi-peak and Average measurement

This report is for the exclusive use of ITL's client and is provided pursuant to the agreement between ITL assumes no liability to any party, other than to the Client in accordance with the agreement, for any loss, expense or damage occasioned by the use of this report. Only the Client is authorized to permit copying or distribution of this report and then only in its entirety. Any use of the ITL name or one of its marks for the sale or advertisement of the tested material, product or service must first be approved in writing by ITL. The observations and test results in this report are relevant only to the sample tested. This report by itself does not imply that the material, product, or service is or has ever been under an ITL certification program. The test report only allows to be revised within the retention period unless further standard or the requirement was noticed.

Test Line:	N

Neutral Line:

Peak scan

Level (dB μ V/m)

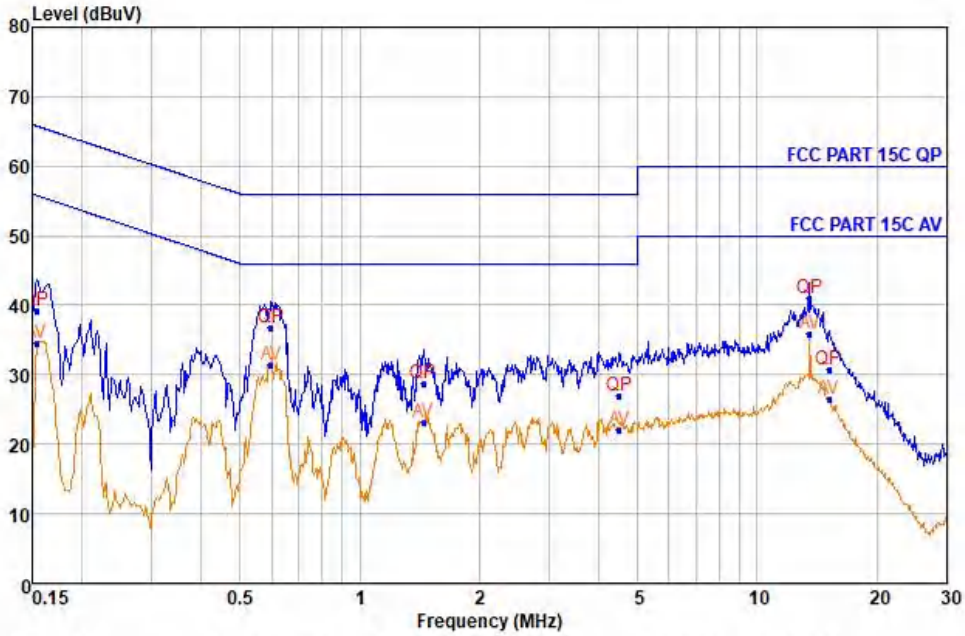

NO.	Freq MHz	Level dBuV	Remark	LISN Factor dB	Cable Loss dB	Limit Line dBuV	Margin dB
1	0.154	39.12	QP	9.70	0.20	65.78	-26.66
2	0.154	34.56	Average	9.70	0.20	55.78	-21.22
3	0.597	36.77	QP	9.64	0.28	56.00	-19.23
4	0.597	31.48	Average	9.64	0.28	46.00	-14.52
5	1.446	28.74	QP	9.62	0.33	56.00	-27.26
6	1.446	23.17	Average	9.62	0.33	46.00	-22.83
7	4.492	26.90	QP	9.62	0.39	56.00	-29.10
8	4.492	22.11	Average	9.62	0.39	46.00	-23.89
9	13.528	41.05	QP	9.63	0.45	60.00	-18.95
10	13.528	35.94	Average	9.63	0.45	50.00	-14.06
11	15.115	30.82	QP	9.63	0.46	60.00	-29.18
12	15.115	26.55	Average	9.63	0.46	50.00	-23.45

Level=Read Level + LISN Factor + Cable Loss

Quasi-peak and Average measurement

Test Result: The unit does meet the FCC requirements.

This report is for the exclusive use of ITL's client and is provided pursuant to the agreement between ITL assumes no liability to any party, other than to the Client in accordance with the agreement, for any loss, expense or damage occasioned by the use of this report. Only the Client is authorized to permit copying or distribution of this report and then only in its entirety. Any use of the ITL name or one of its marks for the sale or advertisement of the tested material, product or service must first be approved in writing by ITL. The observations and test results in this report are relevant only to the sample tested. This report by itself does not imply that the material, product, or service is or has ever been under an ITL certification program. The test report only allows to be revised within the retention period unless further standard or the requirement was noticed.

5.3. Maximum Conducted Output Power

LIMIT

FCC CFR Title 47 Part 15 Subpart E Section 15.407(a):

For the 5.15~5.25GHz band:

- Outdoor AP
  The maximum conducted output power (P_{out}) shall not exceed the lesser of 1W (30dBm).
  If G_{Tx}>6dBi, then P_{out} =30-(G_{Tx}-6). e.i.r.p. at any elevation angle above 30 degrees≤125mW (21dBm)
- Indoor AP
  The maximum conducted output power (P_{out}) shall not exceed the lesser of 1W (30dBm).
  If G_{Tx}>6dBi, then Pout =30-(G_{Tx}-6).
- Point-to-point AP
  The maximum conducted output power (P_{out}) shall not exceed the lesser of 1W (30dBm).
  If G_{Tx}>23dBi, then Pout =30-(G_{Tx}-23).
- Client devices
  The maximum conducted output power (P_{out}) shall not exceed the lesser of 250W (24dBm).
  If G_{Tx}>6dBi, then Pout =24-(G_{Tx}-6).

For the 5.25~5.35GHz band:

The maximum conducted output power (P_{out}) shall not exceed the lesser of 250mW (24dBm) or 11dBm+10 log B, where B is the 26dB emission bandwidth in MHz.
if G_{Tx}>6dBi, then P_{out} =24-(G_{Tx}-6).

For the 5.47~5.725GHz band:

The maximum conducted output power (P_{out}) shall not exceed the lesser of 250mW (24dBm) or 11dBm+10 log B, where B is the 26dB emission bandwidth in MHz.
if G_{Tx}>6dBi, then P_{out} =24-(G_{Tx}-6).

For the 5.725~5.85GHz band:

- Point-to-multipoint systems (P2M)
  The maximum conducted output power (P_{out}) shall not exceed the lesser of 1W (30dBm).
  if G_{Tx}>6dBi, then P_{out} =30-(G_{Tx}-6).
- Point-to-point systems (P2P)
  The maximum conducted output power (P_{out}) shall not exceed the lesser of 1W (30dBm).

TEST CONFIGURATION

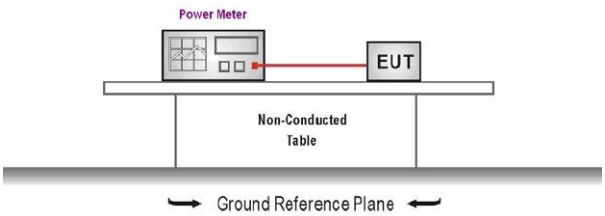

TEST PROCEDURE

1. The testing follows the KDB 789033 D02 v02r01 Section I.E.2.b and ANSI C63.10:2020 Section 12.3.2.2.
2. Measurements may be performed using a wideband gated RF power meter provided that the gate parameters are adjusted such that the power is measured only when the EUT is transmitting at its maximum power control level. Because the measurement is made only during the ON time of the transmitter, no duty cycle correction factor is required.

TEST MODE:

Please refer to the clause 3.3

TEST RESULT ☒ **Passed** ☐ **Not Applicable**

This report is for the exclusive use of ITL's client and is provided pursuant to the agreement between ITL assumes no liability to any party, other than to the Client in accordance with the agreement, for any loss, expense or damage occasioned by the use of this report. Only the Client is authorized to permit copying or distribution of this report and then only in its entirety. Any use of the ITL name or one of its marks for the sale or advertisement of the tested material, product or service must first be approved in writing by ITL. The observations and test results in this report are relevant only to the sample tested. This report by itself does not imply that the material, product, or service is or has ever been under an ITL certification program. The test report only allows to be revised within the retention period unless further standard or the requirement was noticed.

Band I

Mode	Frequency (MHz)	Conducted Power (dBm)	Duty Factor (dB)	Total Power (dBm)	Limit (dBm)	Verdict
a	5180	8.19	2.05	10.24	24	Pass
a	5200	7.85	1.93	9.78	24	Pass
a	5240	7.54	2.12	9.66	24	Pass
ac20	5180	10.61	0.71	11.32	24	Pass
ac20	5200	10.22	0.36	10.58	24	Pass
ac20	5240	9.86	0.33	10.19	24	Pass
ac40	5190	10.32	0.74	11.06	24	Pass
ac40	5230	9.77	1.23	11	24	Pass
ax20	5180	10.6	0.37	10.97	24	Pass
ax20	5200	10.2	0.44	10.64	24	Pass
ax20	5240	9.77	0.43	10.2	24	Pass
ax40	5190	10.4	1.18	11.58	24	Pass
ax40	5230	10.1	1.17	11.27	24	Pass
n20	5180	10.75	0.26	11.01	24	Pass
n20	5200	10.28	0.76	11.04	24	Pass
n20	5240	9.88	0.26	10.14	24	Pass
n40	5190	10.17	0.45	10.62	24	Pass
n40	5230	9.87	1.18	11.05	24	Pass

Band II

Mode	Frequency (MHz)	Conducted Power (dBm)	Duty Factor (dB)	Total Power (dBm)	Limit (dBm)	Verdict
a	5260	6.69	1.95	8.64	24	Pass
a	5280	7.42	1.85	9.27	24	Pass
a	5320	7.44	1.48	8.92	24	Pass
ac20	5260	8.36	0.24	8.6	24	Pass
ac20	5280	9.01	0.36	9.37	24	Pass
ac20	5320	9.01	0.31	9.32	24	Pass
ac40	5270	8.46	0.59	9.05	24	Pass
ac40	5310	9.13	0.56	9.69	24	Pass
ax20	5260	8.4	0.44	8.84	24	Pass
ax20	5280	9.02	0.31	9.33	24	Pass
ax20	5320	9.05	0.42	9.47	24	Pass
ax40	5270	8.5	0.61	9.11	24	Pass
ax40	5310	9.15	0.62	9.77	24	Pass
n20	5260	8.57	0.24	8.81	24	Pass
n20	5280	9.03	0.23	9.26	24	Pass
n20	5320	9.06	0.22	9.28	24	Pass
n40	5270	8.43	0.46	8.89	24	Pass
n40	5310	9.1	0.46	9.56	24	Pass

This report is for the exclusive use of ITL's client and is provided pursuant to the agreement between ITL assumes no liability to any party, other than to the Client in accordance with the agreement, for any loss, expense or damage occasioned by the use of this report. Only the Client is authorized to permit copying or distribution of this report and then only in its entirety. Any use of the ITL name or one of its marks for the sale or advertisement of the tested material, product or service must first be approved in writing by ITL. The observations and test results in this report are relevant only to the sample tested. This report by itself does not imply that the material, product, or service is or has ever been under an ITL certification program. The test report only allows to be revised within the retention period unless further standard or the requirement was noticed.

Band III

Mode	Frequency (MHz)	Conducted Power (dBm)	Duty Factor (dB)	Total Power (dBm)	Limit (dBm)	Verdict
a	5500	7.31	1.84	9.15	24	Pass
a	5600	6.68	2.47	9.15	24	Pass
a	5700	6.68	1.43	8.11	24	Pass
ac20	5500	10.3	0.71	11.01	24	Pass
ac20	5600	9.61	0.18	9.79	24	Pass
ac20	5700	9.51	0.67	10.18	24	Pass
ac40	5510	10.25	1.13	11.38	24	Pass
ac40	5590	9.73	0.64	10.37	24	Pass
ac40	5670	9.94	0.42	10.36	24	Pass
ax20	5500	10.34	0.31	10.65	24	Pass
ax20	5600	9.67	0.27	9.94	24	Pass
ax20	5700	9.53	0.29	9.82	24	Pass
ax40	5510	10.18	1.03	11.21	24	Pass
ax40	5590	9.73	0.84	10.57	24	Pass
ax40	5670	9.89	0.43	10.32	24	Pass
n20	5500	10.56	0.37	10.93	24	Pass
n20	5600	9.7	0.23	9.93	24	Pass
n20	5700	9.54	0.7	10.24	24	Pass
n40	5510	10.15	0.94	11.09	24	Pass
n40	5590	9.68	0.45	10.13	24	Pass
n40	5670	9.95	0.44	10.39	24	Pass

Band IV

Mode	Frequency (MHz)	Conducted Power (dBm)	Duty Factor (dB)	Total Power (dBm)	Limit (dBm)	Verdict
a	5745	6.42	1.96	8.38	30	Pass
a	5785	6.07	1.49	7.56	30	Pass
a	5825	5.6	1.46	7.06	30	Pass
ac20	5745	9.15	0.21	9.36	30	Pass
ac20	5785	8.65	0.35	9	30	Pass
ac20	5825	8.32	0.23	8.55	30	Pass
ac40	5755	9.12	0.56	9.68	30	Pass
ac40	5795	8.7	1.11	9.81	30	Pass
ax20	5745	9.26	0.29	9.55	30	Pass
ax20	5785	8.74	0.29	9.03	30	Pass
ax20	5825	8.3	0.27	8.57	30	Pass
ax40	5755	9.17	0.65	9.82	30	Pass
ax40	5795	8.73	0.41	9.14	30	Pass
n20	5745	9.29	0.2	9.49	30	Pass
n20	5785	8.69	0.21	8.9	30	Pass
n20	5825	8.28	0.68	8.96	30	Pass
n40	5755	9.09	0.66	9.75	30	Pass
n40	5795	8.69	0.41	9.1	30	Pass

This report is for the exclusive use of ITL's client and is provided pursuant to the agreement between ITL assumes no liability to any party, other than to the Client in accordance with the agreement, for any loss, expense or damage occasioned by the use of this report. Only the Client is authorized to permit copying or distribution of this report and then only in its entirety. Any use of the ITL name or one of its marks for the sale or advertisement of the tested material, product or service must first be approved in writing by ITL. The observations and test results in this report are relevant only to the sample tested. This report by itself does not imply that the material, product, or service is or has ever been under an ITL certification program. The test report only allows to be revised within the retention period unless further standard or the requirement was noticed.

5.4. Power Spectral Density

LIMIT

FCC CFR Title 47 Part 15 Subpart E Section 15.407(a):

For the 5.15~5.25GHz band:

- Outdoor AP
  The peak power spectral density (PSD) shall not exceed the lesser of 17dBm/MHz.
  If G_{Tx}>6dBi, then PSD =17-(G_{Tx}-6).
- Indoor AP
  The peak power spectral density (PSD) shall not exceed the lesser of 17dBm/MHz.
  If G_{Tx}>6dBi, then PSD =17-(G_{Tx}-6).
- Point-to-point AP
  The peak power spectral density (PSD) shall not exceed the lesser of 17dBm/MHz.
  If G_{Tx}>23dBi, then PSD =17-(G_{Tx}-23).
- Client devices
  The peak power spectral density (PSD) shall not exceed the lesser of 11dBm/MHz.
  If G_{Tx}>6dBi, then PSD =11-(G_{Tx}-6).

For the 5.25~5.35GHz band:

The peak power spectral density (PSD) shall not exceed the lesser of 11dBm/MHz.
If G_{Tx}>6dBi, then PSD =11-(G_{Tx}-6).

For the 5.47~5.725GHz band:

The peak power spectral density (PSD) shall not exceed the lesser of 11dBm/MHz.
If G_{Tx}>6dBi, then PSD =11-(G_{Tx}-6).

For the 5.725~5.85GHz band:

- Point-to-multipoint systems (P2M)
  The peak power spectral density (PSD) shall not exceed the lesser of 30dBm/500KHz.
  If G_{Tx}>6dBi, then PSD =30-(G_{Tx}-6).
- Point-to-point systems (P2P)
  The peak power spectral density (PSD) shall not exceed the lesser of 30dBm/500KHz.

TEST CONFIGURATION

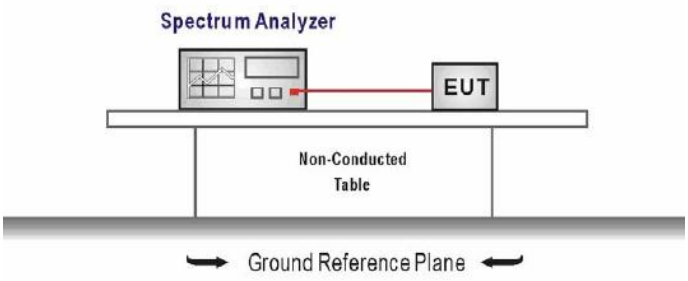

TEST PROCEDURE

1. The testing follows the KDB 789033 D02 v02r01 Section II.F and ANSI C63.10:2020 Section 11.10.5.
2. The RF output of EUT was connected to spectrum analyzer by RF cable and attenuator. The path loss was compensated to the results for each measurement.
3. Set span to encompass the entire 99% OBW of the signal.
4. For U-NI-1, U-NI-2a, U-NI-2c Band: Set RBW = 1MHz, VBW > 3MHz, Sweep time = Auto, Detector = power averaging (RMS).
5. For U-NI-3 Band: Set RBW = 500 KHz, VBW > 3MHz, Sweep time = Auto, Detector = power averaging (RMS).
6. Number of` points in sweep ⩾ 2 x span /RBW,
7. Trace average at least 100 traces in power averaging (rms) mode.
8. Use the peak search function on the instrument to find the peak of the spectrum.

This report is for the exclusive use of ITL's client and is provided pursuant to the agreement between ITL assumes no liability to any party, other than to the Client in accordance with the agreement, for any loss, expense or damage occasioned by the use of this report. Only the Client is authorized to permit copying or distribution of this report and then only in its entirety. Any use of the ITL name or one of its marks for the sale or advertisement of the tested material, product or service must first be approved in writing by ITL. The observations and test results in this report are relevant only to the sample tested. This report by itself does not imply that the material, product, or service is or has ever been under an ITL certification program. The test report only allows to be revised within the retention period unless further standard or the requirement was noticed.

TEST MODE:

Please refer to the clause 3.3

TEST RESULTS

☒ **Passed** ☐ **Not Applicable**

Mode	Frequency (MHz)	Duty Factor (dB)	Max PSD (dBm/MHz)	Total PSD (dBm/MHz)	Limit (dBm)	Verdict
a	5180	2.05	-3.429	-1.379	11	Pass
a	5200	1.93	-3.503	-1.573	11	Pass
a	5240	2.12	-3.873	-1.753	11	Pass
ac20	5180	0.71	-0.063	0.647	11	Pass
ac20	5200	0.36	-0.348	0.012	11	Pass
ac20	5240	0.33	-0.709	-0.379	11	Pass
ac40	5190	0.74	-3.708	-2.968	11	Pass
ac40	5230	1.23	-4.196	-2.966	11	Pass
ax20	5180	0.37	-0.291	0.079	11	Pass
ax20	5200	0.44	-0.463	-0.023	11	Pass
ax20	5240	0.43	-0.847	-0.417	11	Pass
ax40	5190	1.18	-7.131	-5.951	11	Pass
ax40	5230	1.17	-4.557	-3.387	11	Pass
n20	5180	0.26	0.006	0.266	11	Pass
n20	5200	0.76	0.143	0.903	11	Pass
n20	5240	0.26	-0.62	-0.36	11	Pass
n40	5190	0.45	-3.703	-3.253	11	Pass
n40	5230	1.18	-4.039	-2.859	11	Pass

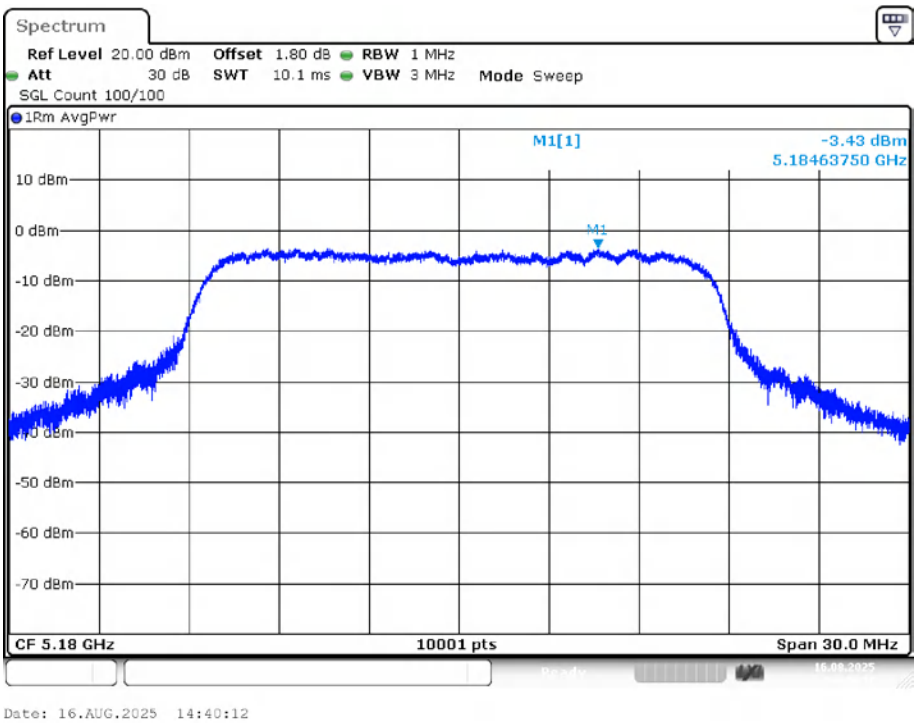

PSD NVNT a 5180MHz Ant1

This report is for the exclusive use of ITL's client and is provided pursuant to the agreement between ITL assumes no liability to any party, other than to the Client in accordance with the agreement, for any loss, expense or damage occasioned by the use of this report. Only the Client is authorized to permit copying or distribution of this report and then only in its entirety. Any use of the ITL name or one of its marks for the sale or advertisement of the tested material, product or service must first be approved in writing by ITL. The observations and test results in this report are relevant only to the sample tested. This report by itself does not imply that the material, product, or service is or has ever been under an ITL certification program. The test report only allows to be revised within the retention period unless further standard or the requirement was noticed.

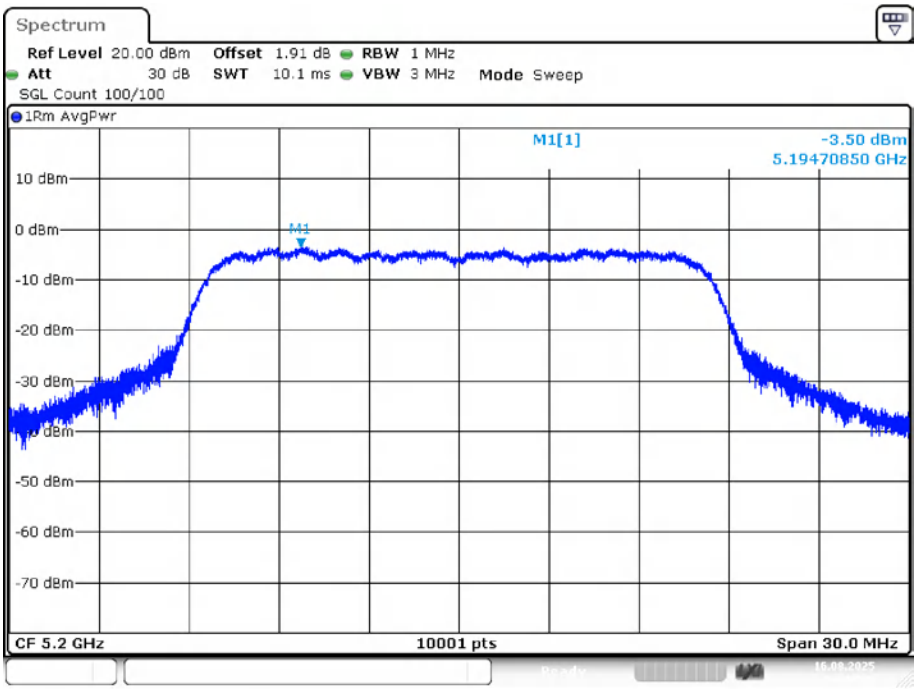

Date: 16.AUG.2025 14:42:31

PSD NVNT a 5200MHz Ant1

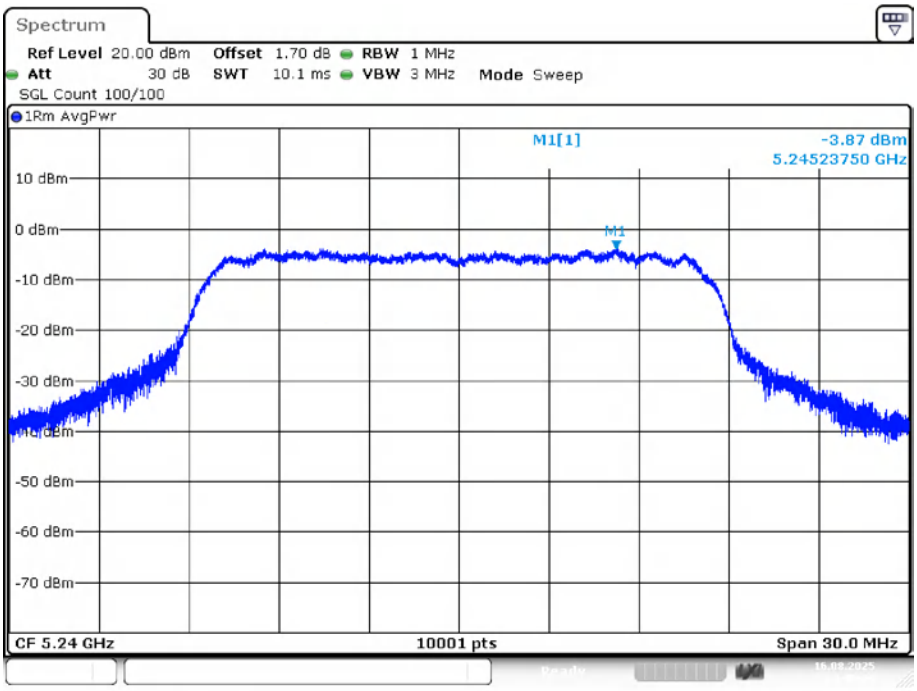

Date: 16.AUG.2025 14:49:19

PSD NVNT a 5240MHz Ant1

This report is for the exclusive use of ITL's client and is provided pursuant to the agreement between ITL assumes no liability to any party, other than to the Client in accordance with the agreement, for any loss, expense or damage occasioned by the use of this report. Only the Client is authorized to permit copying or distribution of this report and then only in its entirety. Any use of the ITL name or one of its marks for the sale or advertisement of the tested material, product or service must first be approved in writing by ITL. The observations and test results in this report are relevant only to the sample tested. This report by itself does not imply that the material, product, or service is or has ever been under an ITL certification program. The test report only allows to be revised within the retention period unless further standard or the requirement was noticed.

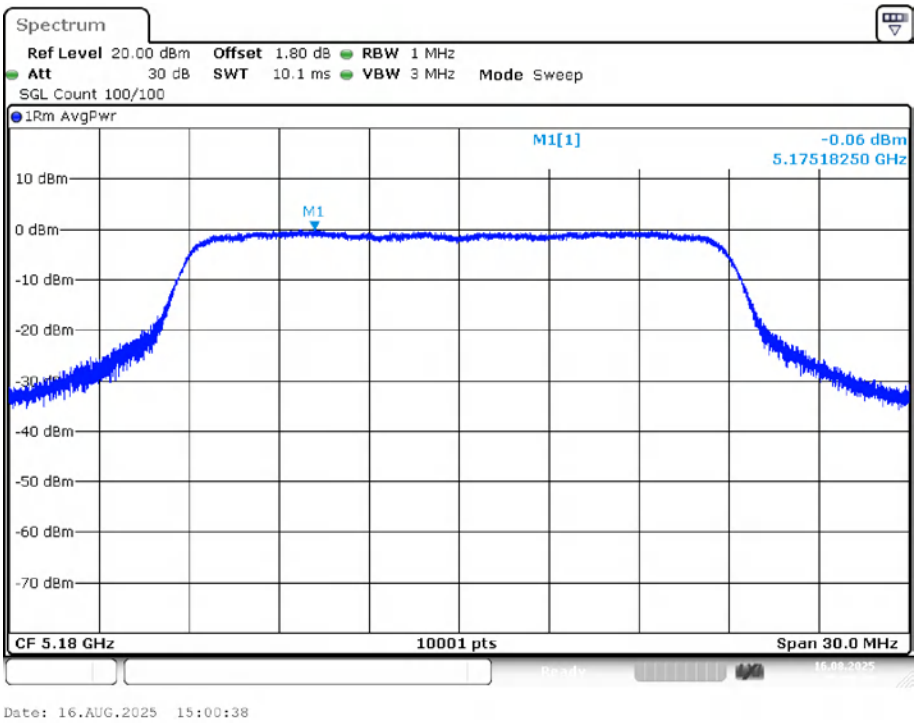

PSD NVNT ac20 5180MHz Ant1

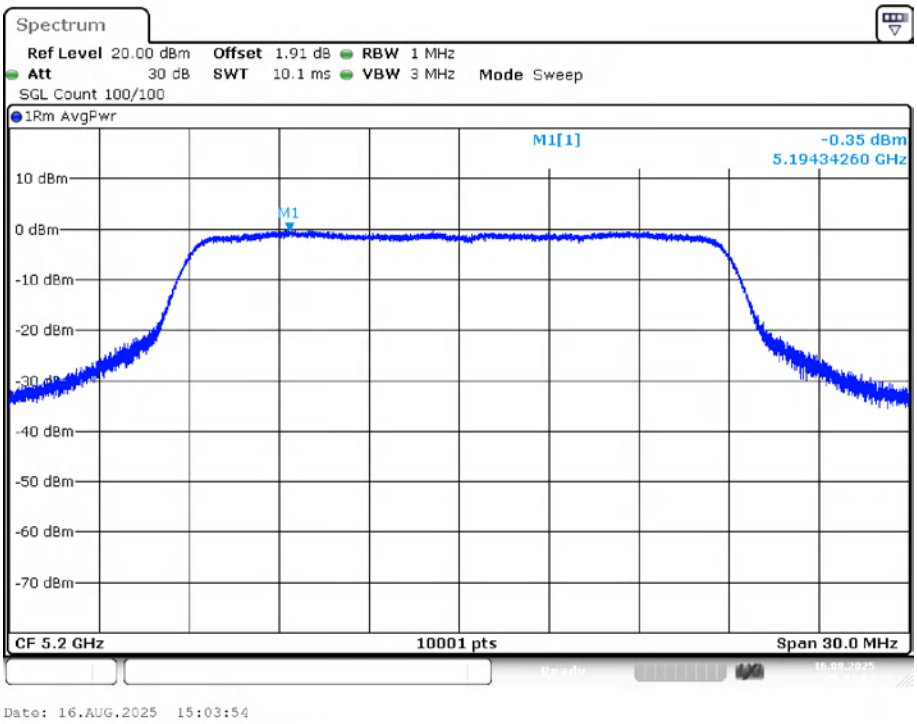

PSD NVNT ac20 5200MHz Ant1

This report is for the exclusive use of ITL's client and is provided pursuant to the agreement between ITL assumes no liability to any party, other than to the Client in accordance with the agreement, for any loss, expense or damage occasioned by the use of this report. Only the Client is authorized to permit copying or distribution of this report and then only in its entirety. Any use of the ITL name or one of its marks for the sale or advertisement of the tested material, product or service must first be approved in writing by ITL. The observations and test results in this report are relevant only to the sample tested. This report by itself does not imply that the material, product, or service is or has ever been under an ITL certification program. The test report only allows to be revised within the retention period unless further standard or the requirement was noticed.

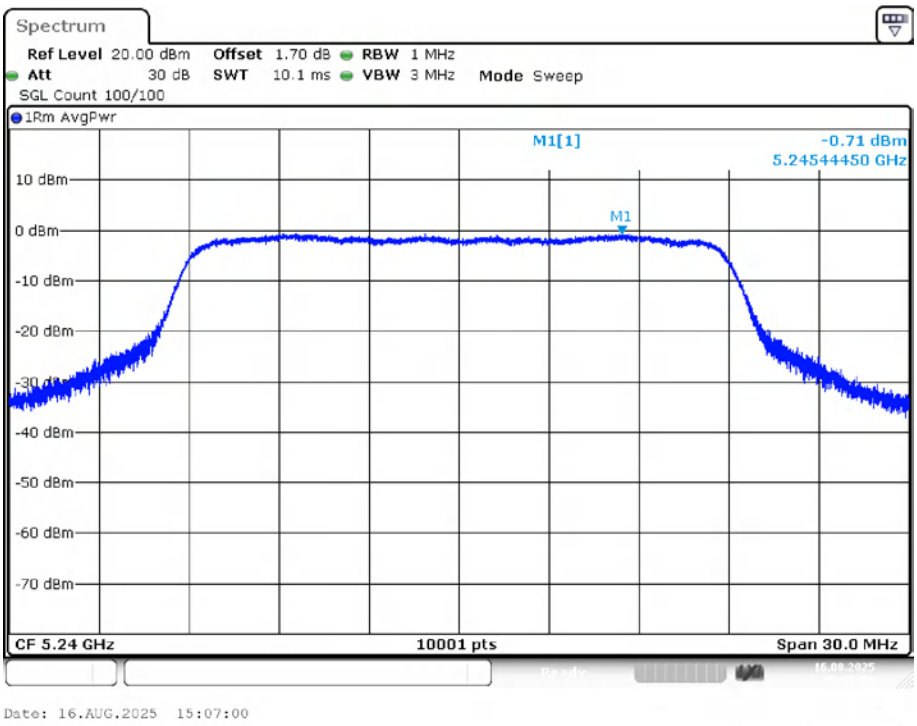

PSD NVNT ac20 5240MHz Ant1

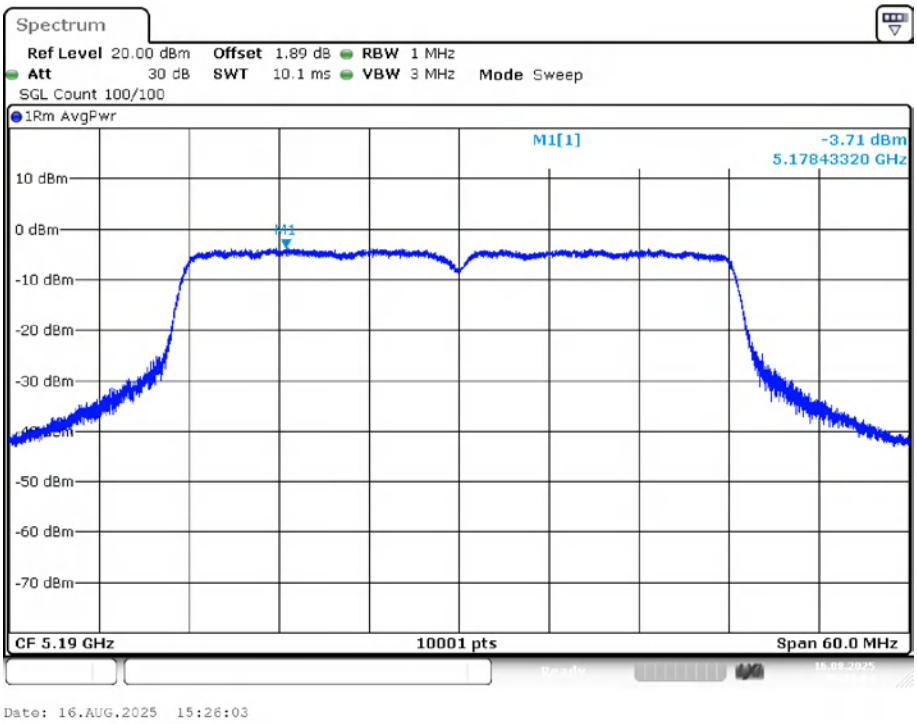

PSD NVNT ac40 5190MHz Ant1

This report is for the exclusive use of ITL's client and is provided pursuant to the agreement between ITL assumes no liability to any party, other than to the Client in accordance with the agreement, for any loss, expense or damage occasioned by the use of this report. Only the Client is authorized to permit copying or distribution of this report and then only in its entirety. Any use of the ITL name or one of its marks for the sale or advertisement of the tested material, product or service must first be approved in writing by ITL. The observations and test results in this report are relevant only to the sample tested. This report by itself does not imply that the material, product, or service is or has ever been under an ITL certification program. The test report only allows to be revised within the retention period unless further standard or the requirement was noticed.

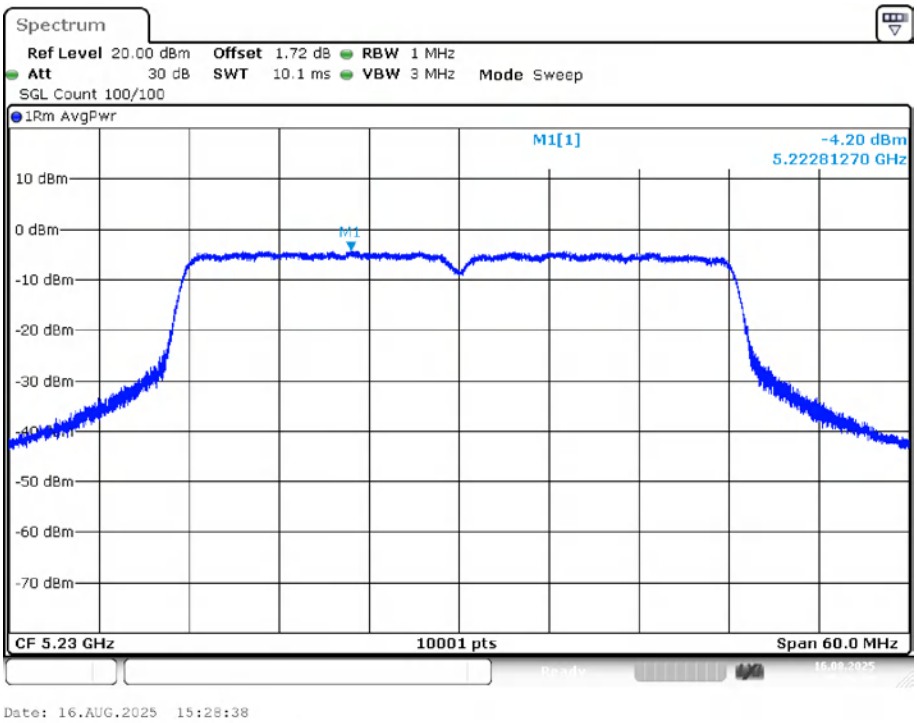

PSD NVNT ac40 5230MHz Ant1

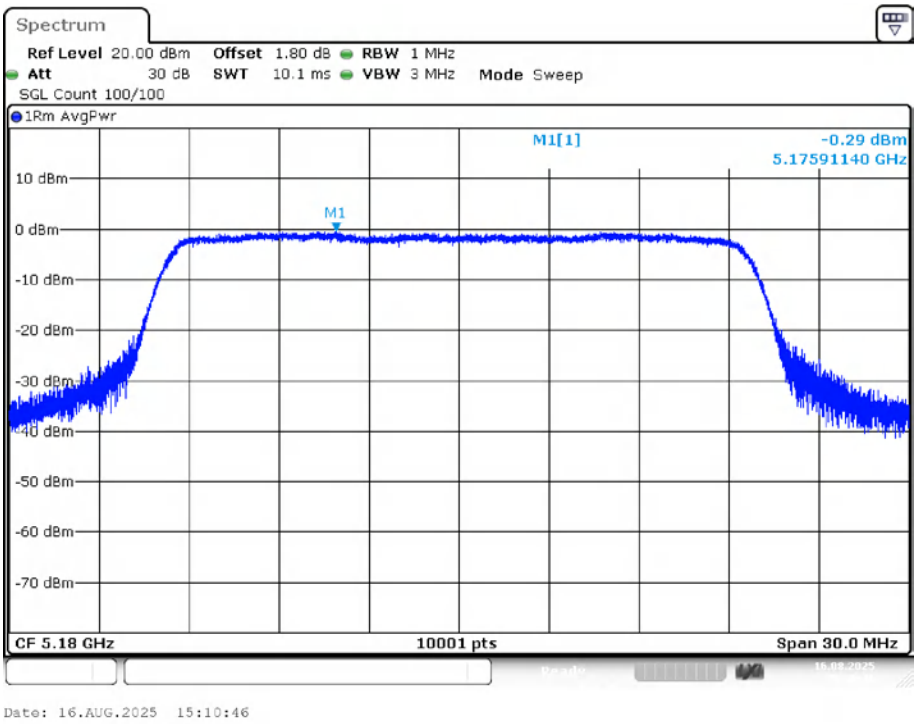

PSD NVNT ax20 5180MHz Ant1

This report is for the exclusive use of ITL's client and is provided pursuant to the agreement between ITL assumes no liability to any party, other than to the Client in accordance with the agreement, for any loss, expense or damage occasioned by the use of this report. Only the Client is authorized to permit copying or distribution of this report and then only in its entirety. Any use of the ITL name or one of its marks for the sale or advertisement of the tested material, product or service must first be approved in writing by ITL. The observations and test results in this report are relevant only to the sample tested. This report by itself does not imply that the material, product, or service is or has ever been under an ITL certification program. The test report only allows to be revised within the retention period unless further standard or the requirement was noticed.

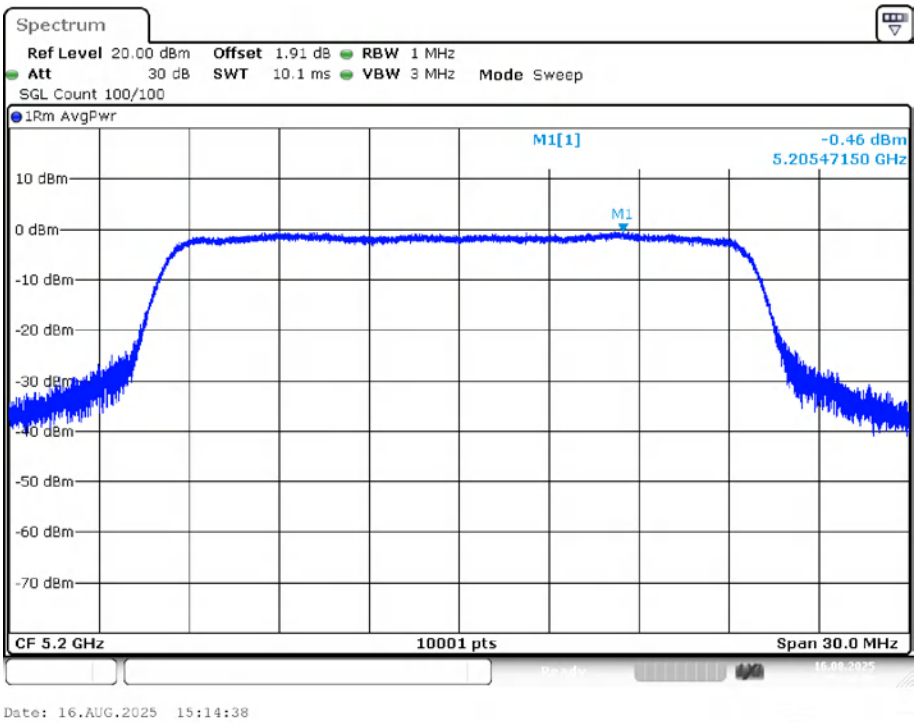

PSD NVNT ax20 5200MHz Ant1

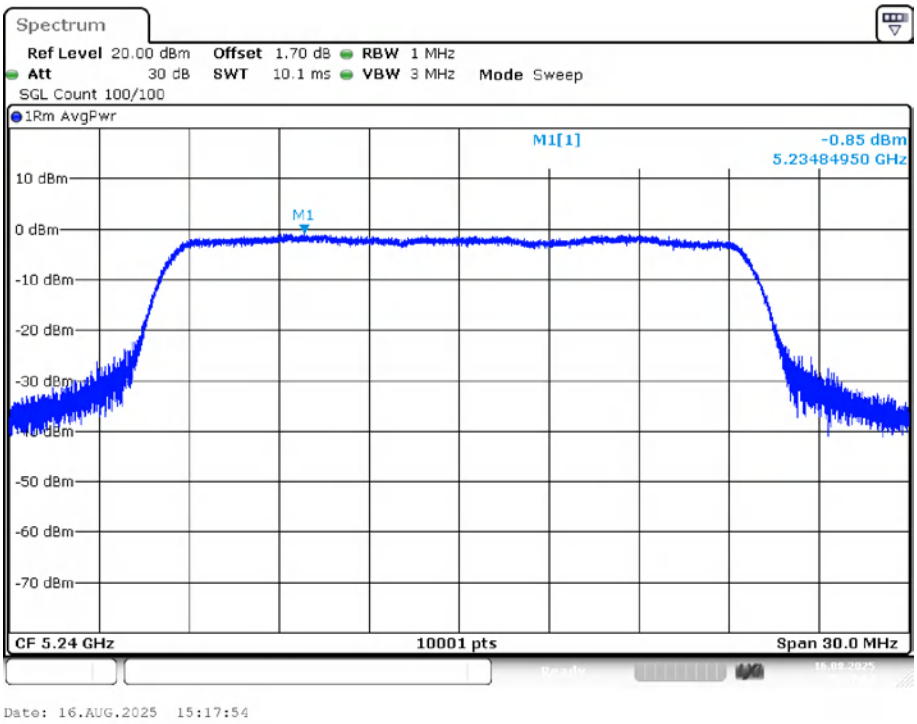

PSD NVNT ax20 5240MHz Ant1

This report is for the exclusive use of ITL's client and is provided pursuant to the agreement between ITL assumes no liability to any party, other than to the Client in accordance with the agreement, for any loss, expense or damage occasioned by the use of this report. Only the Client is authorized to permit copying or distribution of this report and then only in its entirety. Any use of the ITL name or one of its marks for the sale or advertisement of the tested material, product or service must first be approved in writing by ITL. The observations and test results in this report are relevant only to the sample tested. This report by itself does not imply that the material, product, or service is or has ever been under an ITL certification program. The test report only allows to be revised within the retention period unless further standard or the requirement was noticed.

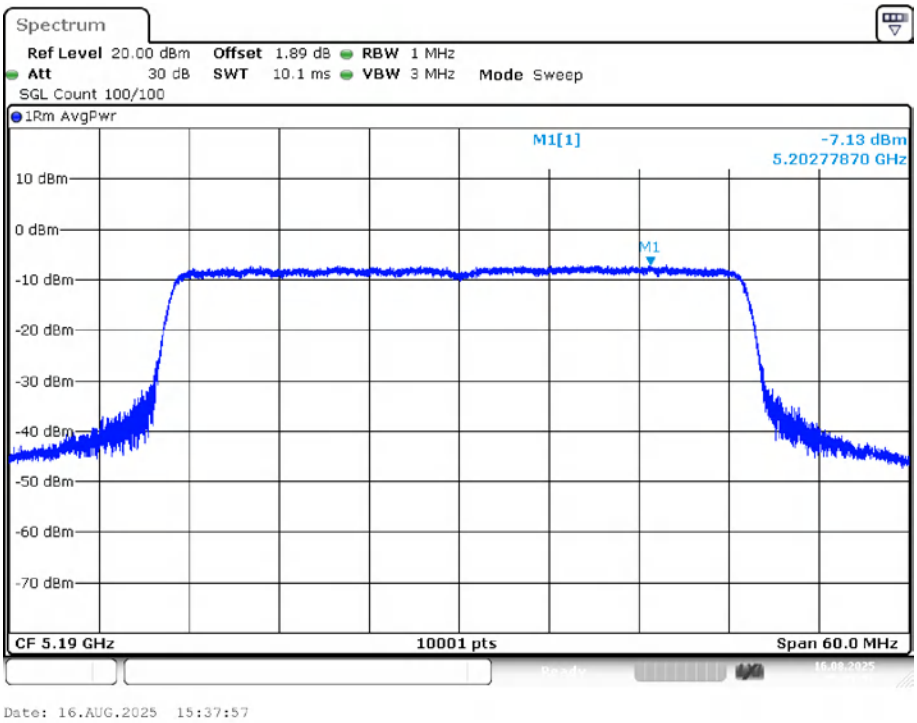

PSD NVNT ax40 5190MHz Ant1

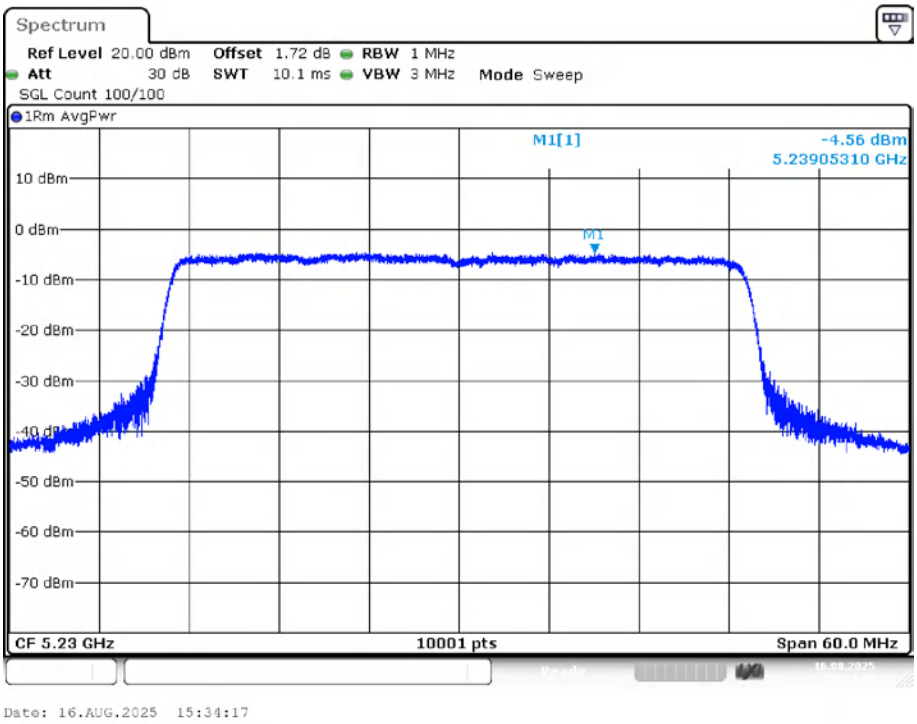

PSD NVNT ax40 5230MHz Ant1

This report is for the exclusive use of ITL's client and is provided pursuant to the agreement between ITL assumes no liability to any party, other than to the Client in accordance with the agreement, for any loss, expense or damage occasioned by the use of this report. Only the Client is authorized to permit copying or distribution of this report and then only in its entirety. Any use of the ITL name or one of its marks for the sale or advertisement of the tested material, product or service must first be approved in writing by ITL. The observations and test results in this report are relevant only to the sample tested. This report by itself does not imply that the material, product, or service is or has ever been under an ITL certification program. The test report only allows to be revised within the retention period unless further standard or the requirement was noticed.

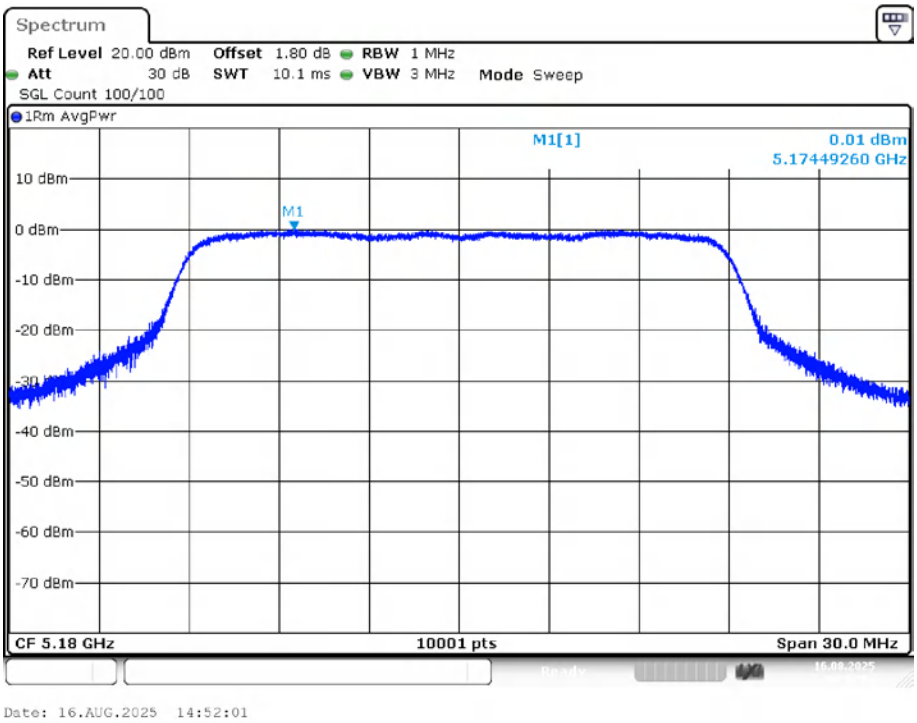

PSD NVNT n20 5180MHz Ant1

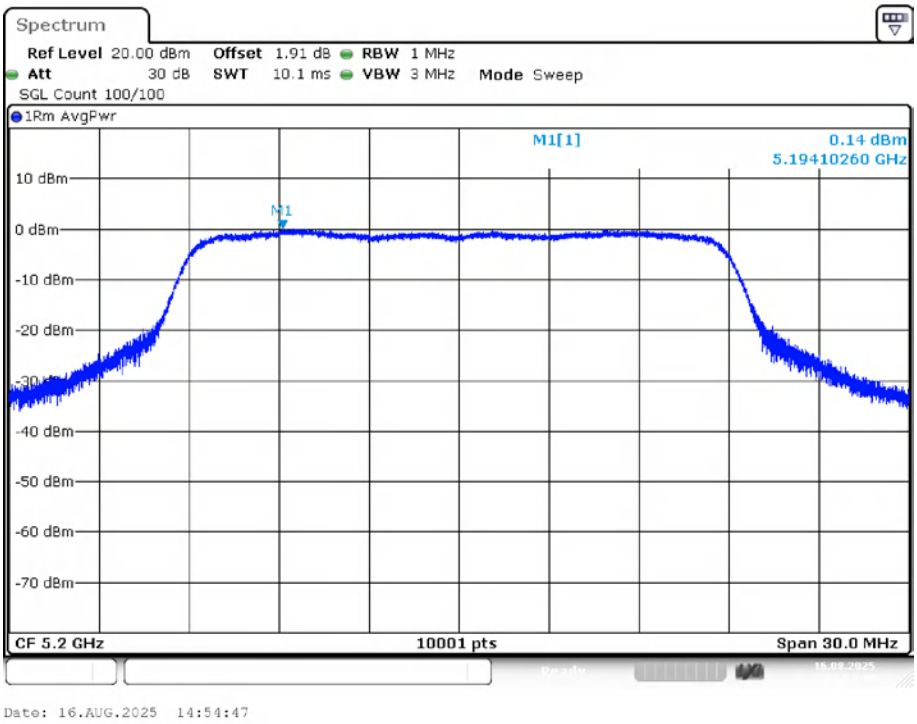

PSD NVNT n20 5200MHz Ant1

This report is for the exclusive use of ITL's client and is provided pursuant to the agreement between ITL assumes no liability to any party, other than to the Client in accordance with the agreement, for any loss, expense or damage occasioned by the use of this report. Only the Client is authorized to permit copying or distribution of this report and then only in its entirety. Any use of the ITL name or one of its marks for the sale or advertisement of the tested material, product or service must first be approved in writing by ITL. The observations and test results in this report are relevant only to the sample tested. This report by itself does not imply that the material, product, or service is or has ever been under an ITL certification program. The test report only allows to be revised within the retention period unless further standard or the requirement was noticed.

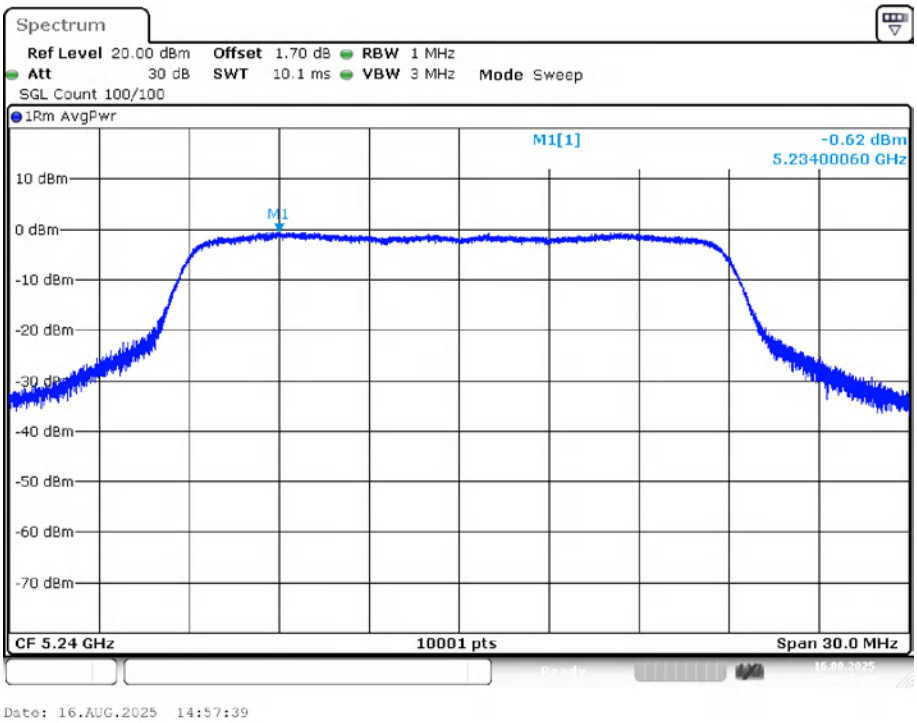

PSD NVNT n20 5240MHz Ant1

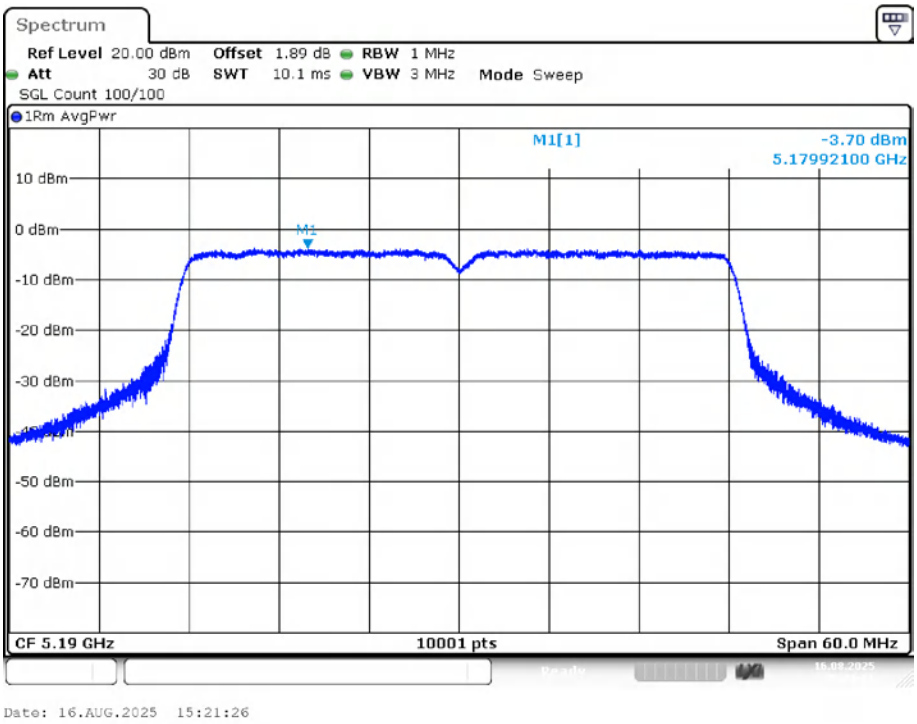

PSD NVNT n40 5190MHz Ant1

This report is for the exclusive use of ITL's client and is provided pursuant to the agreement between ITL assumes no liability to any party, other than to the Client in accordance with the agreement, for any loss, expense or damage occasioned by the use of this report. Only the Client is authorized to permit copying or distribution of this report and then only in its entirety. Any use of the ITL name or one of its marks for the sale or advertisement of the tested material, product or service must first be approved in writing by ITL. The observations and test results in this report are relevant only to the sample tested. This report by itself does not imply that the material, product, or service is or has ever been under an ITL certification program. The test report only allows to be revised within the retention period unless further standard or the requirement was noticed.

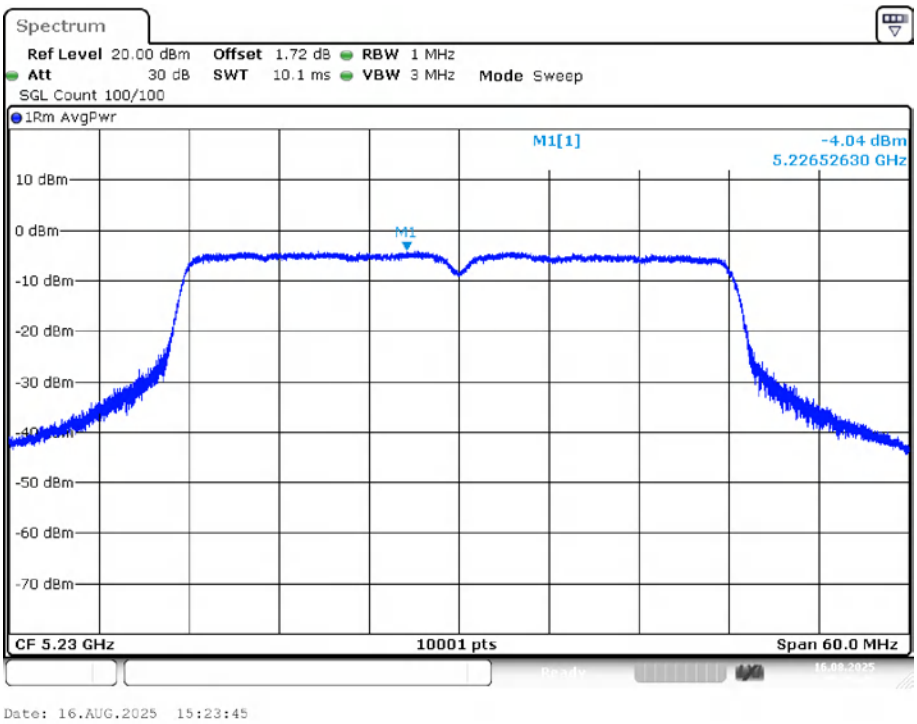

PSD NVNT n40 5230MHz Ant1

Band II

Mode	Frequency (MHz)	Duty Factor (dB)	Max PSD (dBm/MHz)	Total PSD (dBm/MHz)	Limit (dBm)	Verdict
a	5260	1.95	-7.42	-5.47	11	Pass
a	5280	1.85	-6.984	-5.134	11	Pass
a	5320	1.48	-6.892	-5.412	11	Pass
ac20	5260	0.24	-4.705	-4.465	11	Pass
ac20	5280	0.36	-4.432	-4.072	11	Pass
ac20	5320	0.31	-4.468	-4.158	11	Pass
ac40	5270	0.59	-8.125	-7.535	11	Pass
ac40	5310	0.56	-7.41	-6.85	11	Pass
ax20	5260	0.44	-4.807	-4.367	11	Pass
ax20	5280	0.31	-4.66	-4.35	11	Pass
ax20	5320	0.42	-4.535	-4.115	11	Pass
ax40	5270	0.61	-8.429	-7.819	11	Pass
ax40	5310	0.62	-8.044	-7.424	11	Pass
n20	5260	0.24	-4.566	-4.326	11	Pass
n20	5280	0.23	-4.382	-4.152	11	Pass
n20	5320	0.22	-4.203	-3.983	11	Pass
n40	5270	0.46	-8.13	-7.67	11	Pass
n40	5310	0.46	-7.983	-7.523	11	Pass

Note: Total PSD (dBm/MHz) = Duty Factor (dB) + Max PSD (dBm/MHz)

This report is for the exclusive use of ITL's client and is provided pursuant to the agreement between ITL assumes no liability to any party, other than to the Client in accordance with the agreement, for any loss, expense or damage occasioned by the use of this report. Only the Client is authorized to permit copying or distribution of this report and then only in its entirety. Any use of the ITL name or one of its marks for the sale or advertisement of the tested material, product or service must first be approved in writing by ITL. The observations and test results in this report are relevant only to the sample tested. This report by itself does not imply that the material, product, or service is or has ever been under an ITL certification program. The test report only allows to be revised within the retention period unless further standard or the requirement was noticed.

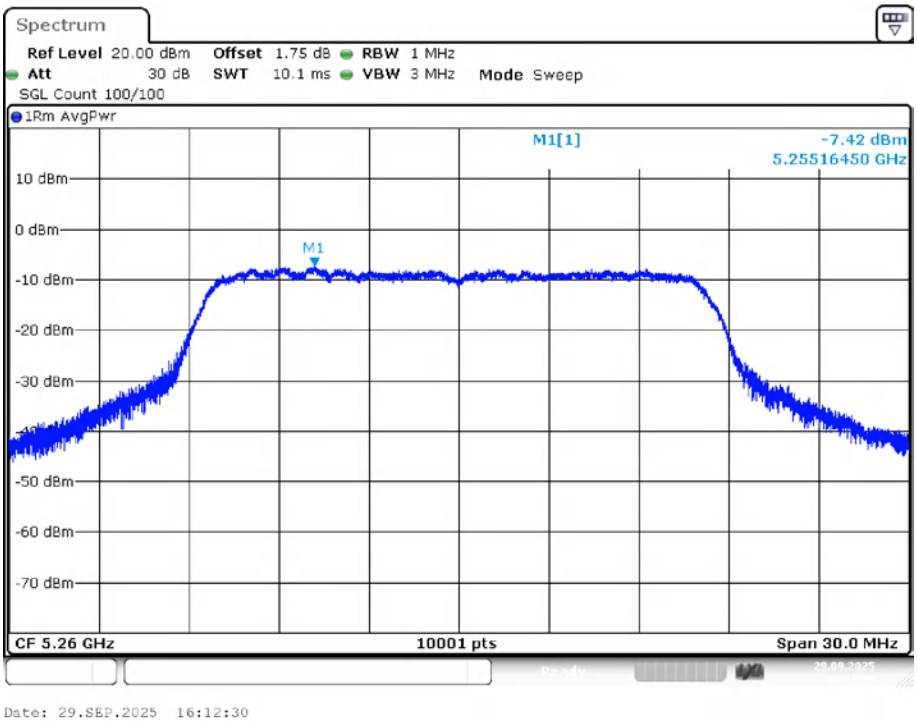

Date: 29.SEP.2025 16:12:30

PSD NVNT a 5260MHz Ant1

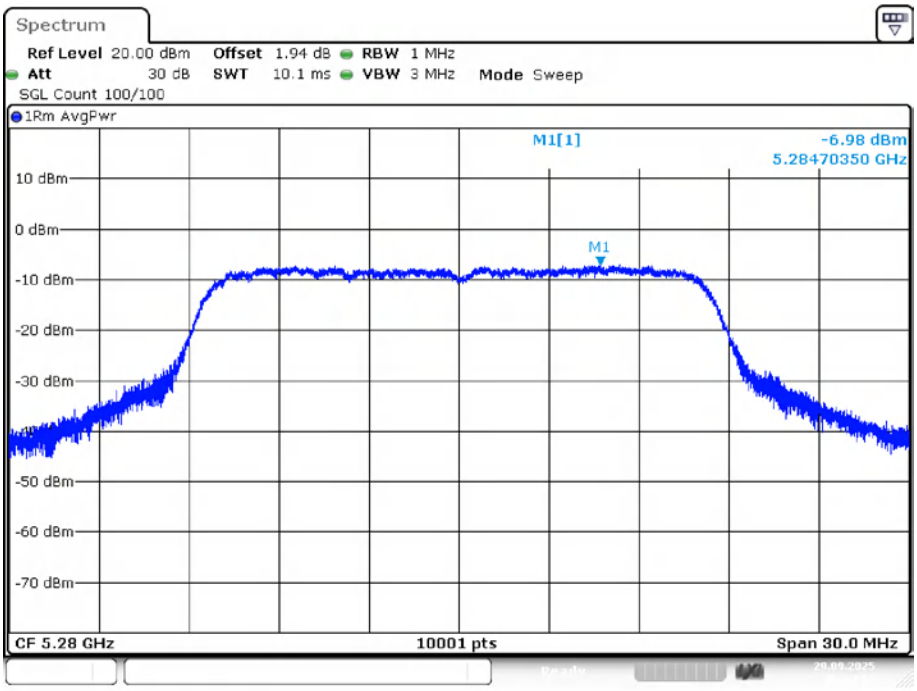

Date: 29.SEP.2025 16:14:53

PSD NVNT a 5280MHz Ant1

This report is for the exclusive use of ITL's client and is provided pursuant to the agreement between ITL assumes no liability to any party, other than to the Client in accordance with the agreement, for any loss, expense or damage occasioned by the use of this report. Only the Client is authorized to permit copying or distribution of this report and then only in its entirety. Any use of the ITL name or one of its marks for the sale or advertisement of the tested material, product or service must first be approved in writing by ITL. The observations and test results in this report are relevant only to the sample tested. This report by itself does not imply that the material, product, or service is or has ever been under an ITL certification program. The test report only allows to be revised within the retention period unless further standard or the requirement was noticed.

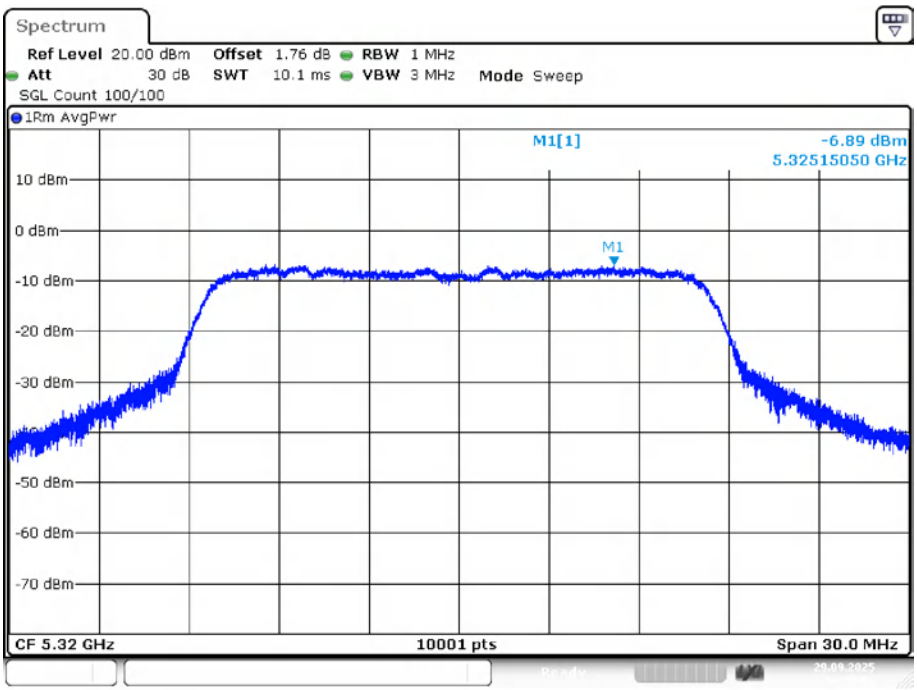

Date: 29.SEP.2025 16:17:01

PSD NVNT a 5320MHz Ant1

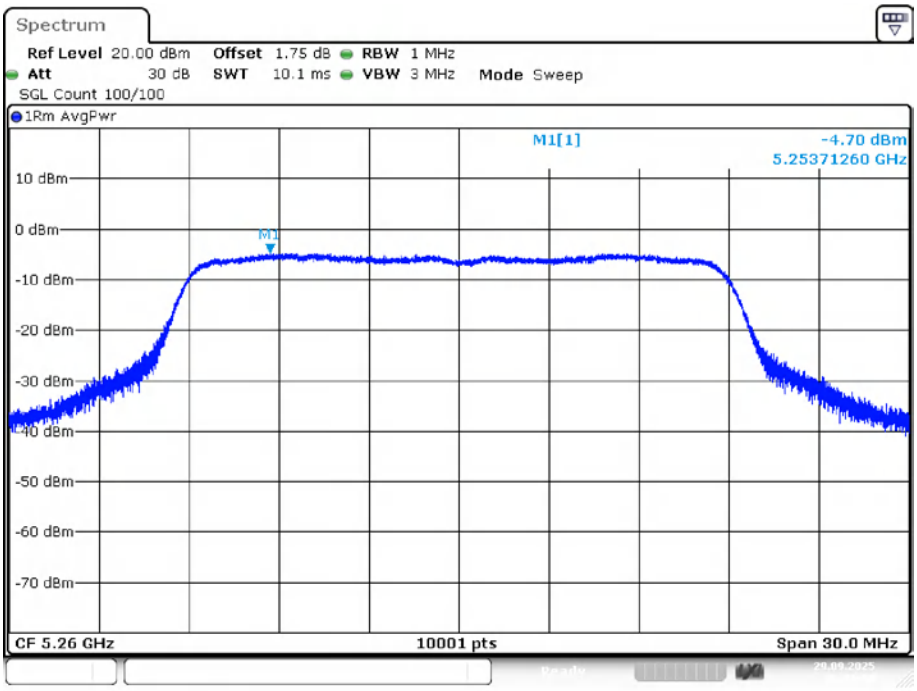

Date: 29.SEP.2025 16:29:50

PSD NVNT ac20 5260MHz Ant1

This report is for the exclusive use of ITL's client and is provided pursuant to the agreement between ITL assumes no liability to any party, other than to the Client in accordance with the agreement, for any loss, expense or damage occasioned by the use of this report. Only the Client is authorized to permit copying or distribution of this report and then only in its entirety. Any use of the ITL name or one of its marks for the sale or advertisement of the tested material, product or service must first be approved in writing by ITL. The observations and test results in this report are relevant only to the sample tested. This report by itself does not imply that the material, product, or service is or has ever been under an ITL certification program. The test report only allows to be revised within the retention period unless further standard or the requirement was noticed.

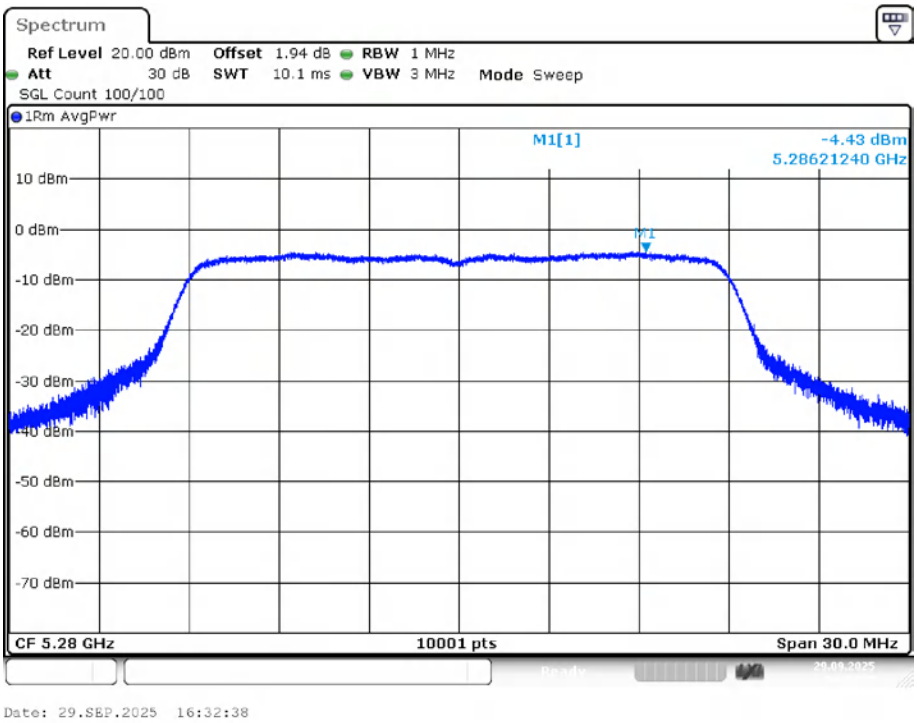

PSD NVNT ac20 5280MHz Ant1

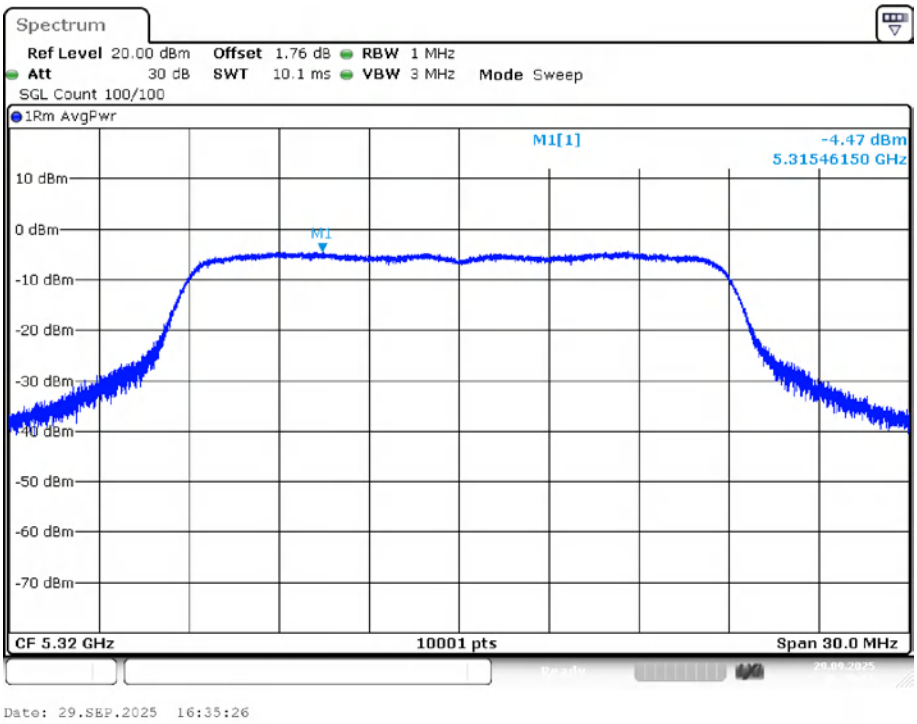

PSD NVNT ac20 5320MHz Ant1

This report is for the exclusive use of ITL's client and is provided pursuant to the agreement between ITL assumes no liability to any party, other than to the Client in accordance with the agreement, for any loss, expense or damage occasioned by the use of this report. Only the Client is authorized to permit copying or distribution of this report and then only in its entirety. Any use of the ITL name or one of its marks for the sale or advertisement of the tested material, product or service must first be approved in writing by ITL. The observations and test results in this report are relevant only to the sample tested. This report by itself does not imply that the material, product, or service is or has ever been under an ITL certification program. The test report only allows to be revised within the retention period unless further standard or the requirement was noticed.

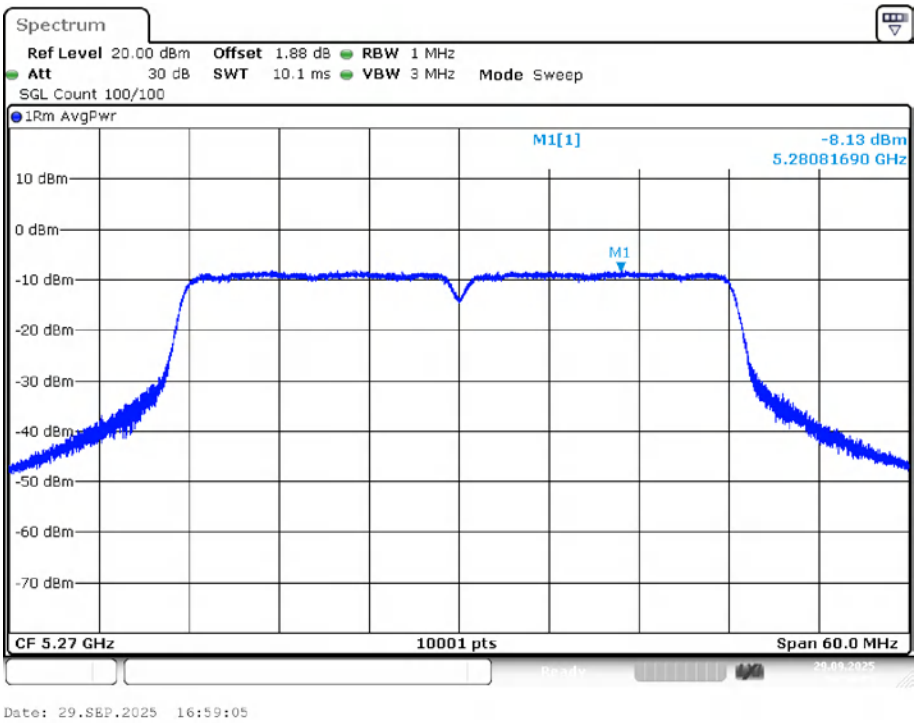

PSD NVNT ac40 5270MHz Ant1

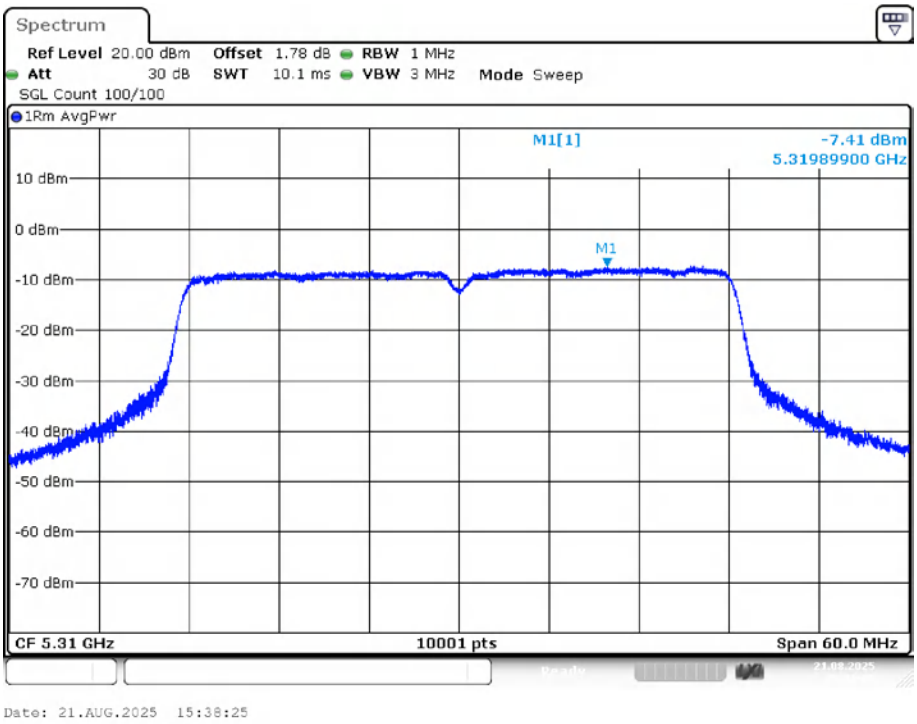

PSD NVNT ac40 5310MHz Ant1

This report is for the exclusive use of ITL's client and is provided pursuant to the agreement between ITL assumes no liability to any party, other than to the Client in accordance with the agreement, for any loss, expense or damage occasioned by the use of this report. Only the Client is authorized to permit copying or distribution of this report and then only in its entirety. Any use of the ITL name or one of its marks for the sale or advertisement of the tested material, product or service must first be approved in writing by ITL. The observations and test results in this report are relevant only to the sample tested. This report by itself does not imply that the material, product, or service is or has ever been under an ITL certification program. The test report only allows to be revised within the retention period unless further standard or the requirement was noticed.

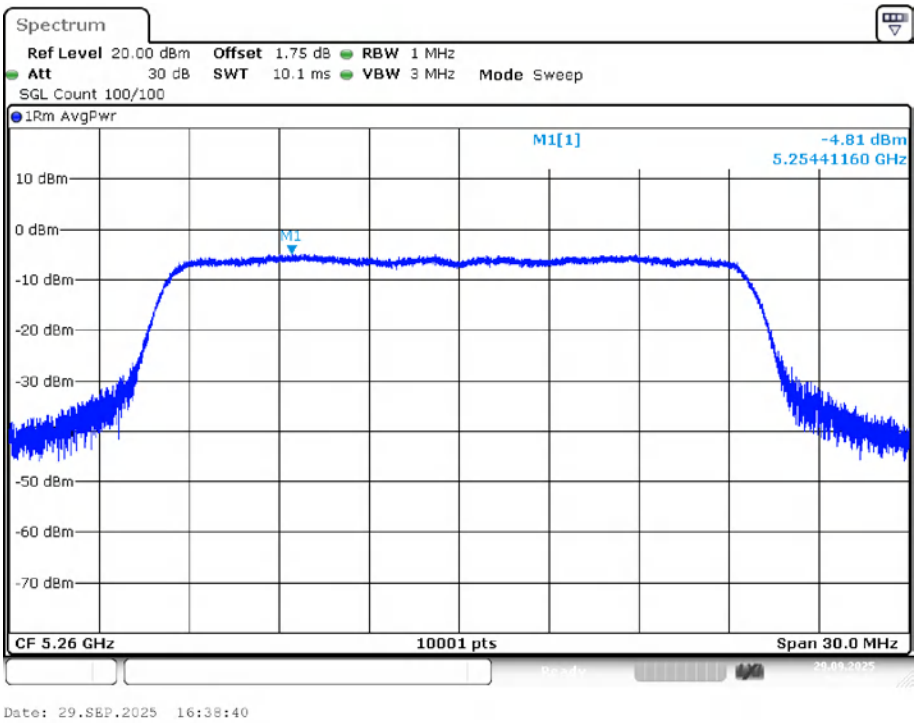

PSD NVNT ax20 5260MHz Ant1

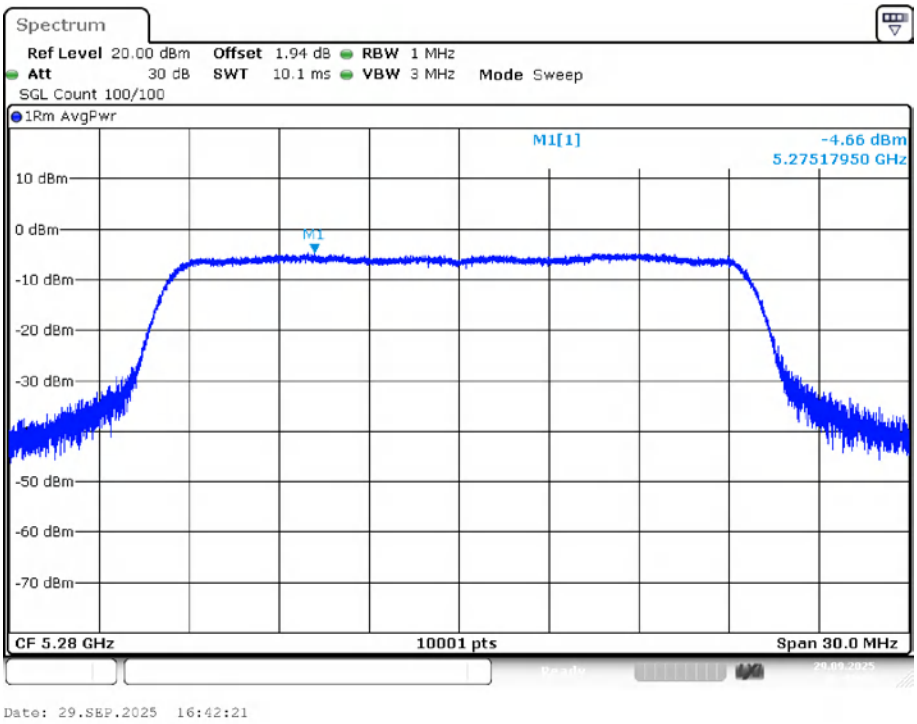

PSD NVNT ax20 5280MHz Ant1

This report is for the exclusive use of ITL's client and is provided pursuant to the agreement between ITL assumes no liability to any party, other than to the Client in accordance with the agreement, for any loss, expense or damage occasioned by the use of this report. Only the Client is authorized to permit copying or distribution of this report and then only in its entirety. Any use of the ITL name or one of its marks for the sale or advertisement of the tested material, product or service must first be approved in writing by ITL. The observations and test results in this report are relevant only to the sample tested. This report by itself does not imply that the material, product, or service is or has ever been under an ITL certification program. The test report only allows to be revised within the retention period unless further standard or the requirement was noticed.

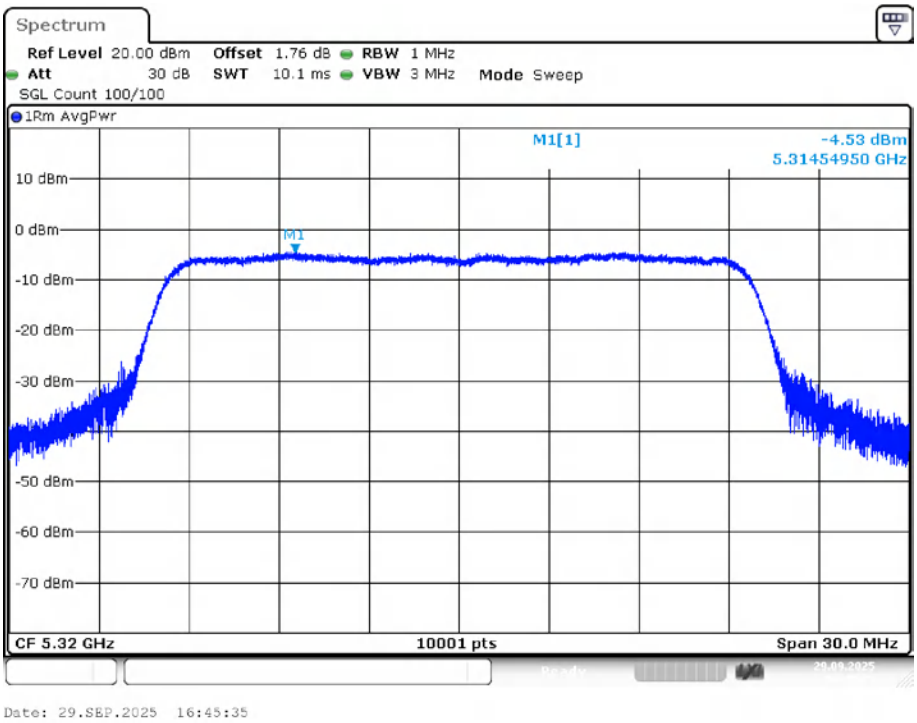

PSD NVNT ax20 5320MHz Ant1

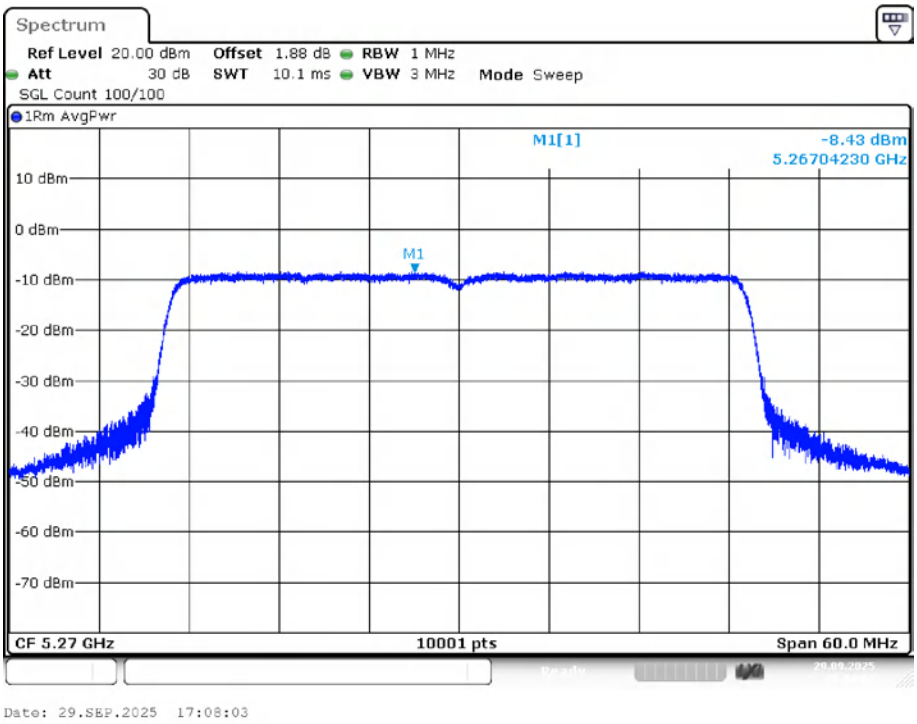

PSD NVNT ax40 5270MHz Ant1

This report is for the exclusive use of ITL's client and is provided pursuant to the agreement between ITL assumes no liability to any party, other than to the Client in accordance with the agreement, for any loss, expense or damage occasioned by the use of this report. Only the Client is authorized to permit copying or distribution of this report and then only in its entirety. Any use of the ITL name or one of its marks for the sale or advertisement of the tested material, product or service must first be approved in writing by ITL. The observations and test results in this report are relevant only to the sample tested. This report by itself does not imply that the material, product, or service is or has ever been under an ITL certification program. The test report only allows to be revised within the retention period unless further standard or the requirement was noticed.

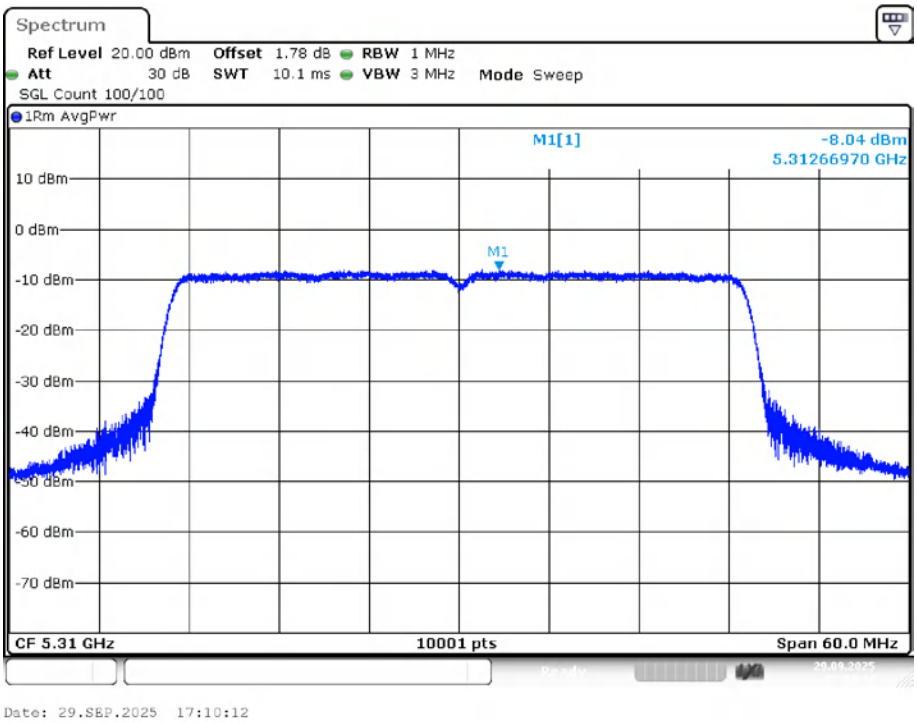

PSD NVNT ax40 5310MHz Ant1

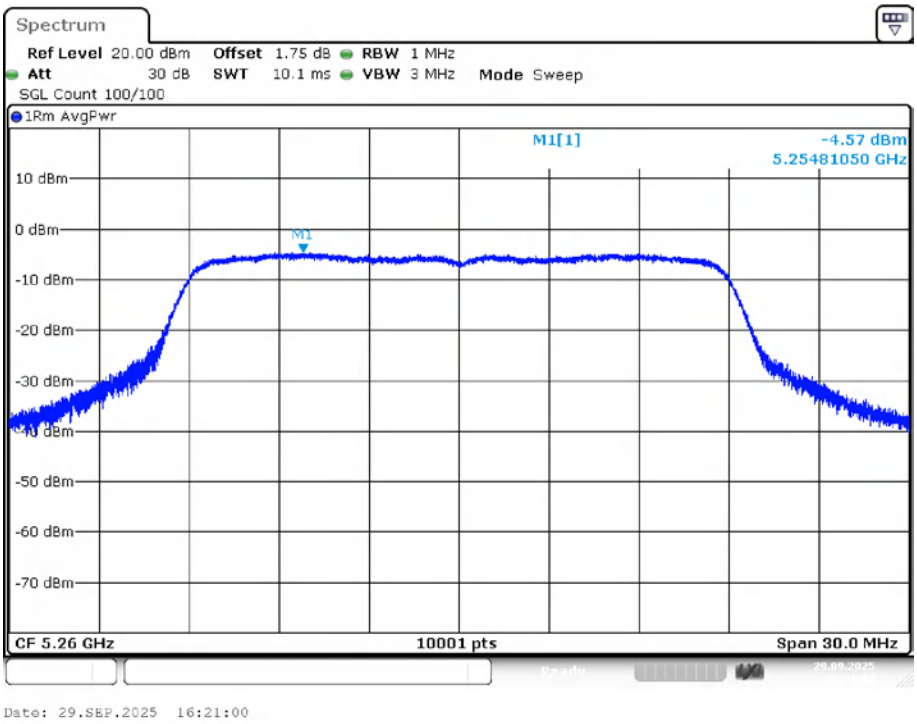

PSD NVNT n20 5260MHz Ant1

This report is for the exclusive use of ITL's client and is provided pursuant to the agreement between ITL assumes no liability to any party, other than to the Client in accordance with the agreement, for any loss, expense or damage occasioned by the use of this report. Only the Client is authorized to permit copying or distribution of this report and then only in its entirety. Any use of the ITL name or one of its marks for the sale or advertisement of the tested material, product or service must first be approved in writing by ITL. The observations and test results in this report are relevant only to the sample tested. This report by itself does not imply that the material, product, or service is or has ever been under an ITL certification program. The test report only allows to be revised within the retention period unless further standard or the requirement was noticed.

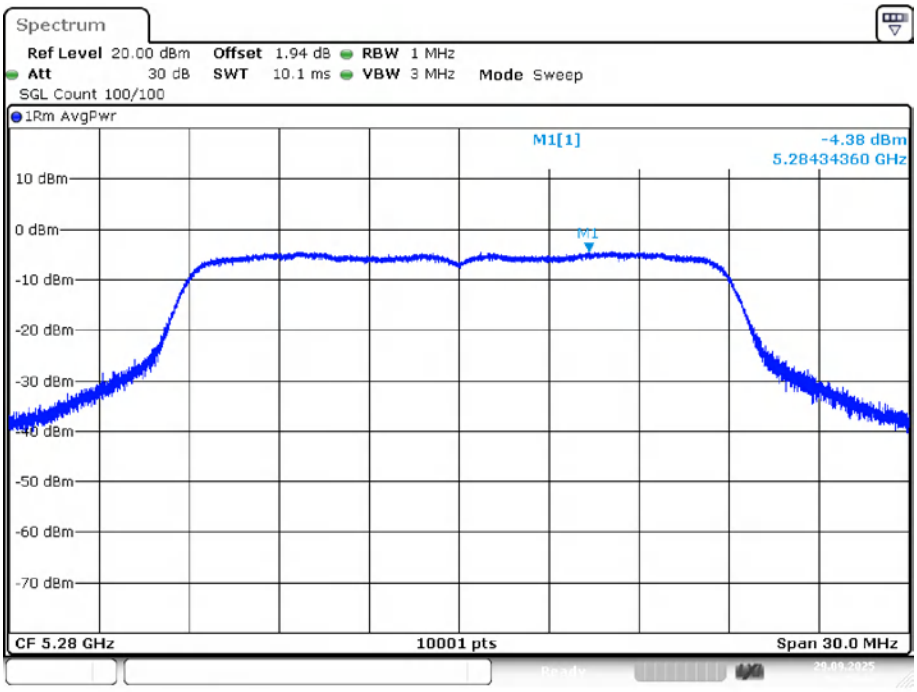

Date: 29.SEP.2025 16:23:42

PSD NVNT n20 5280MHz Ant1

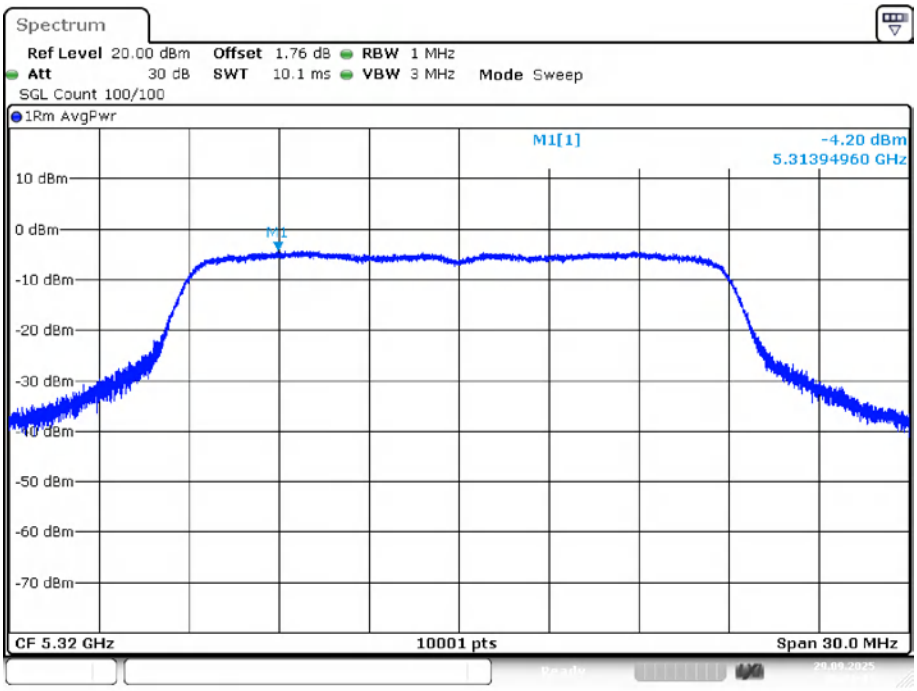

Date: 29.SEP.2025 16:26:13

PSD NVNT n20 5320MHz Ant1

This report is for the exclusive use of ITL's client and is provided pursuant to the agreement between ITL assumes no liability to any party, other than to the Client in accordance with the agreement, for any loss, expense or damage occasioned by the use of this report. Only the Client is authorized to permit copying or distribution of this report and then only in its entirety. Any use of the ITL name or one of its marks for the sale or advertisement of the tested material, product or service must first be approved in writing by ITL. The observations and test results in this report are relevant only to the sample tested. This report by itself does not imply that the material, product, or service is or has ever been under an ITL certification program. The test report only allows to be revised within the retention period unless further standard or the requirement was noticed.

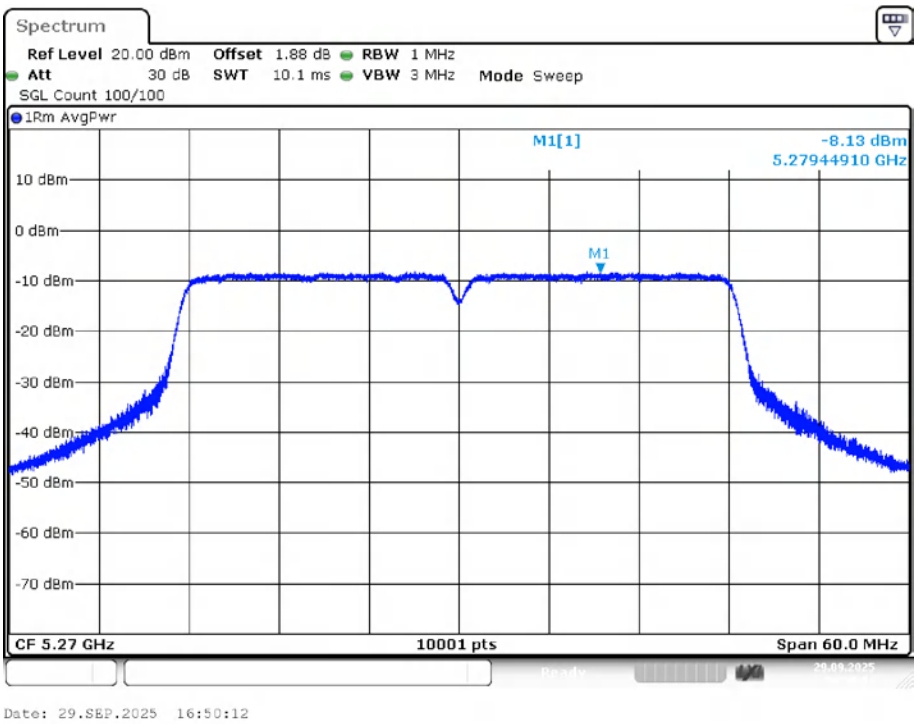

PSD NVNT n40 5270MHz Ant1

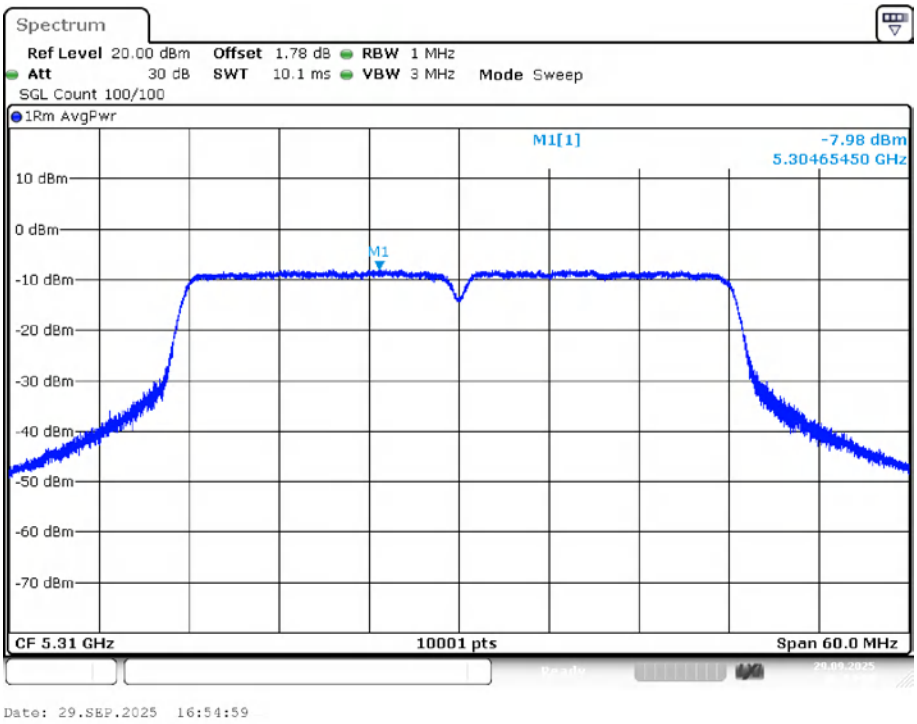

PSD NVNT n40 5310MHz Ant1

This report is for the exclusive use of ITL's client and is provided pursuant to the agreement between ITL assumes no liability to any party, other than to the Client in accordance with the agreement, for any loss, expense or damage occasioned by the use of this report. Only the Client is authorized to permit copying or distribution of this report and then only in its entirety. Any use of the ITL name or one of its marks for the sale or advertisement of the tested material, product or service must first be approved in writing by ITL. The observations and test results in this report are relevant only to the sample tested. This report by itself does not imply that the material, product, or service is or has ever been under an ITL certification program. The test report only allows to be revised within the retention period unless further standard or the requirement was noticed.

Band III

Mode	Frequency (MHz)	Duty Factor (dB)	Max PSD (dBm/MHz)	Total PSD (dBm/MHz)	Limit (dBm)	Verdict
a	5500	1.84	-7.26	-5.42	11	Pass
a	5600	2.47	-7.414	-4.944	11	Pass
a	5700	1.43	-7.602	-6.172	11	Pass
ac20	5500	0.71	-3.296	-2.586	11	Pass
ac20	5600	0.18	-3.767	-3.587	11	Pass
ac20	5700	0.67	-3.606	-2.936	11	Pass
ac40	5510	1.13	-6.923	-5.793	11	Pass
ac40	5590	0.64	-7.223	-6.583	11	Pass
ac40	5670	0.42	-7.312	-6.892	11	Pass
ax20	5500	0.31	-3.386	-3.076	11	Pass
ax20	5600	0.27	-4.163	-3.893	11	Pass
ax20	5700	0.29	-3.978	-3.688	11	Pass
ax40	5510	1.03	-7.121	-6.091	11	Pass
ax40	5590	0.84	-7.14	-6.3	11	Pass
ax40	5670	0.43	-7.35	-6.92	11	Pass
n20	5500	0.37	-3.116	-2.746	11	Pass
n20	5600	0.23	-3.84	-3.61	11	Pass
n20	5700	0.7	-3.615	-2.915	11	Pass
n40	5510	0.94	-7.056	-6.116	11	Pass
n40	5590	0.45	-7.246	-6.796	11	Pass
n40	5670	0.44	-7.354	-6.914	11	Pass

Note: Total PSD (dBm/MHz) = Duty Factor (dB) + Max PSD (dBm/MHz)

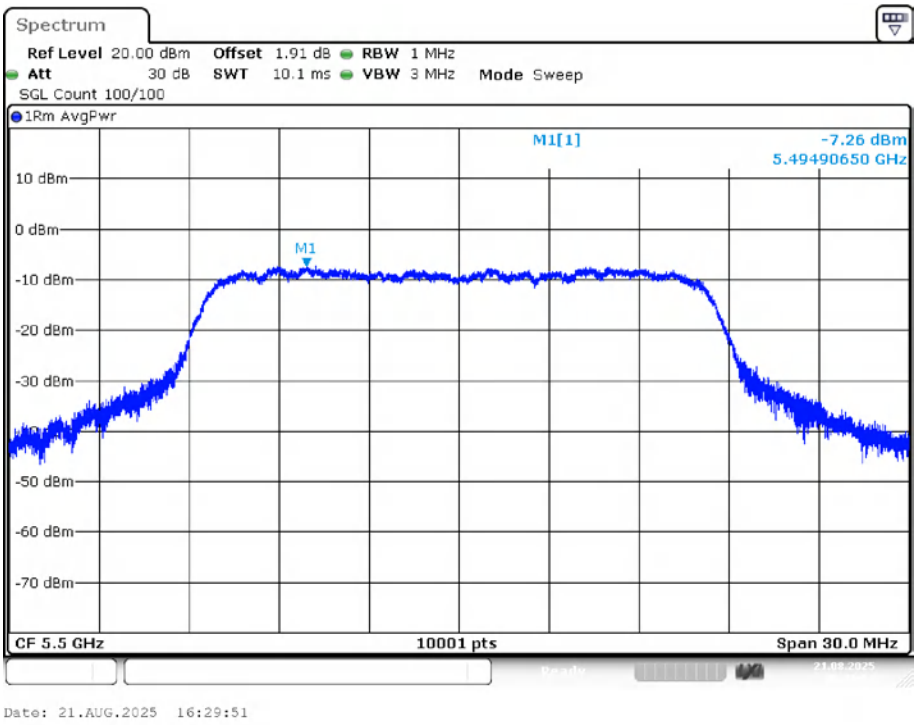

PSD NVNT a 5500MHz Ant1

This report is for the exclusive use of ITL's client and is provided pursuant to the agreement between ITL assumes no liability to any party, other than to the Client in accordance with the agreement, for any loss, expense or damage occasioned by the use of this report. Only the Client is authorized to permit copying or distribution of this report and then only in its entirety. Any use of the ITL name or one of its marks for the sale or advertisement of the tested material, product or service must first be approved in writing by ITL. The observations and test results in this report are relevant only to the sample tested. This report by itself does not imply that the material, product, or service is or has ever been under an ITL certification program. The test report only allows to be revised within the retention period unless further standard or the requirement was noticed.

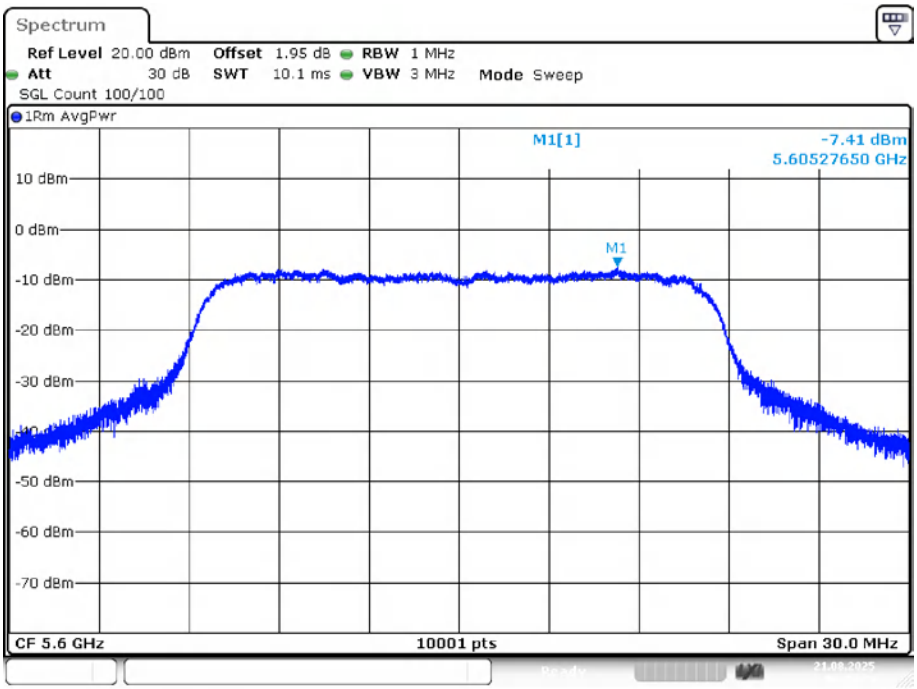

Date: 21.AUG.2025 16:35:24

PSD NVNT a 5600MHz Ant1

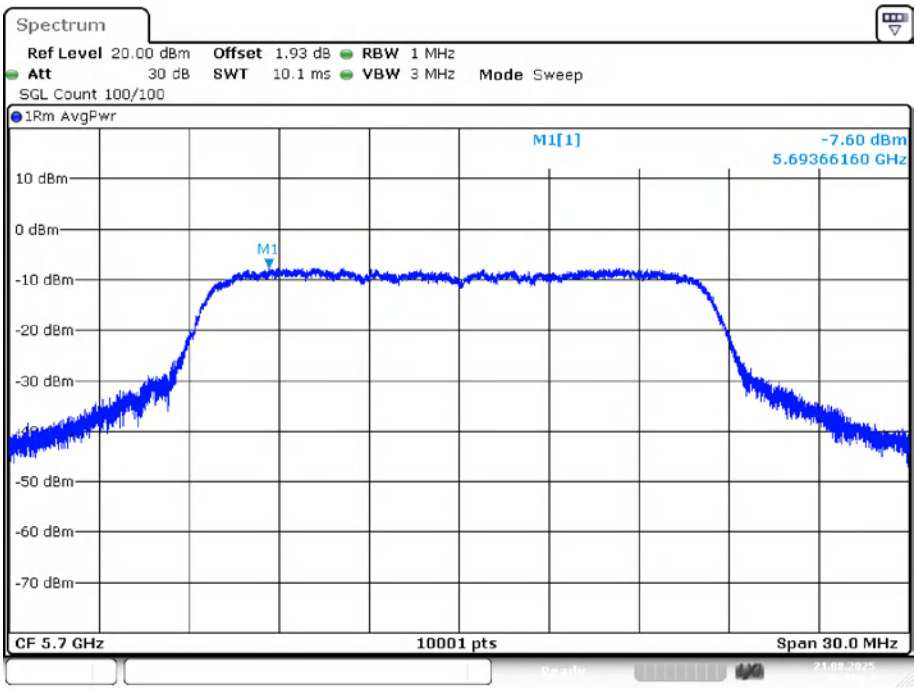

Date: 21.AUG.2025 16:39:02

PSD NVNT a 5700MHz Ant1

This report is for the exclusive use of ITL's client and is provided pursuant to the agreement between ITL assumes no liability to any party, other than to the Client in accordance with the agreement, for any loss, expense or damage occasioned by the use of this report. Only the Client is authorized to permit copying or distribution of this report and then only in its entirety. Any use of the ITL name or one of its marks for the sale or advertisement of the tested material, product or service must first be approved in writing by ITL. The observations and test results in this report are relevant only to the sample tested. This report by itself does not imply that the material, product, or service is or has ever been under an ITL certification program. The test report only allows to be revised within the retention period unless further standard or the requirement was noticed.

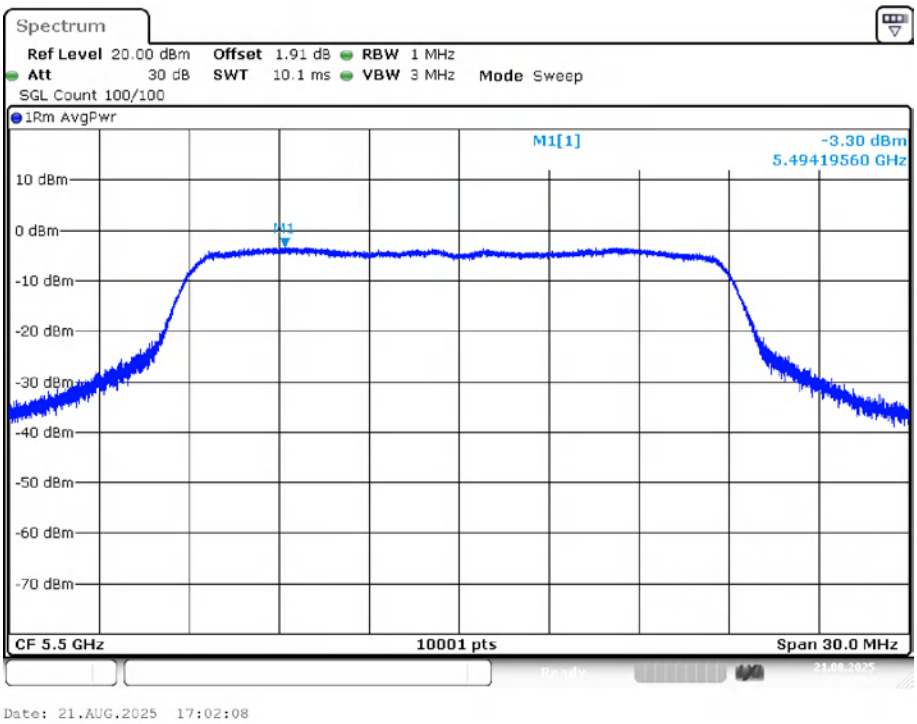

PSD NVNT ac20 5500MHz Ant1

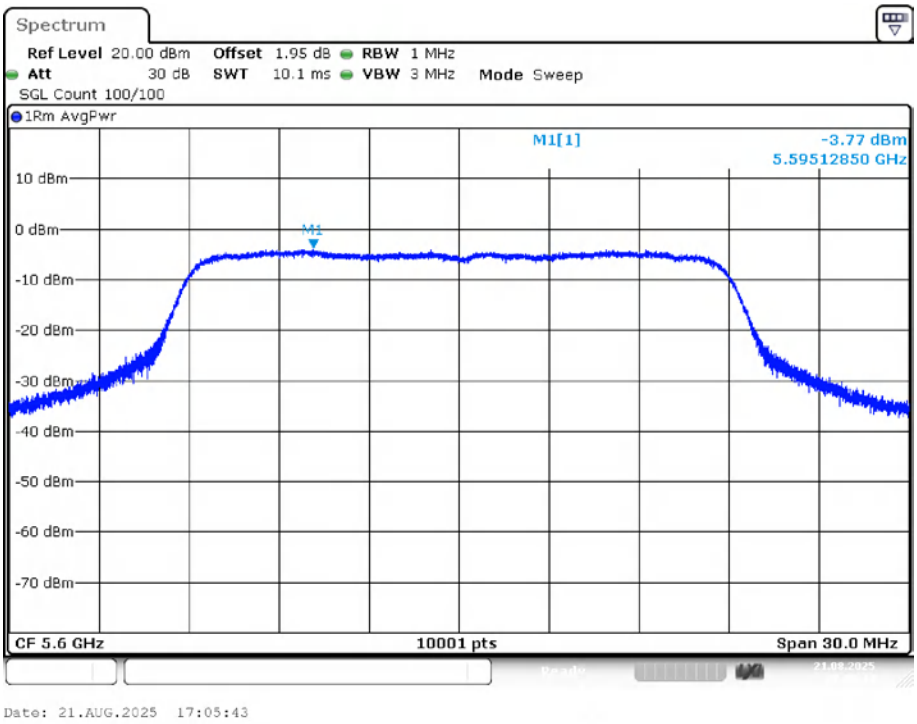

PSD NVNT ac20 5600MHz Ant1

This report is for the exclusive use of ITL's client and is provided pursuant to the agreement between ITL assumes no liability to any party, other than to the Client in accordance with the agreement, for any loss, expense or damage occasioned by the use of this report. Only the Client is authorized to permit copying or distribution of this report and then only in its entirety. Any use of the ITL name or one of its marks for the sale or advertisement of the tested material, product or service must first be approved in writing by ITL. The observations and test results in this report are relevant only to the sample tested. This report by itself does not imply that the material, product, or service is or has ever been under an ITL certification program. The test report only allows to be revised within the retention period unless further standard or the requirement was noticed.

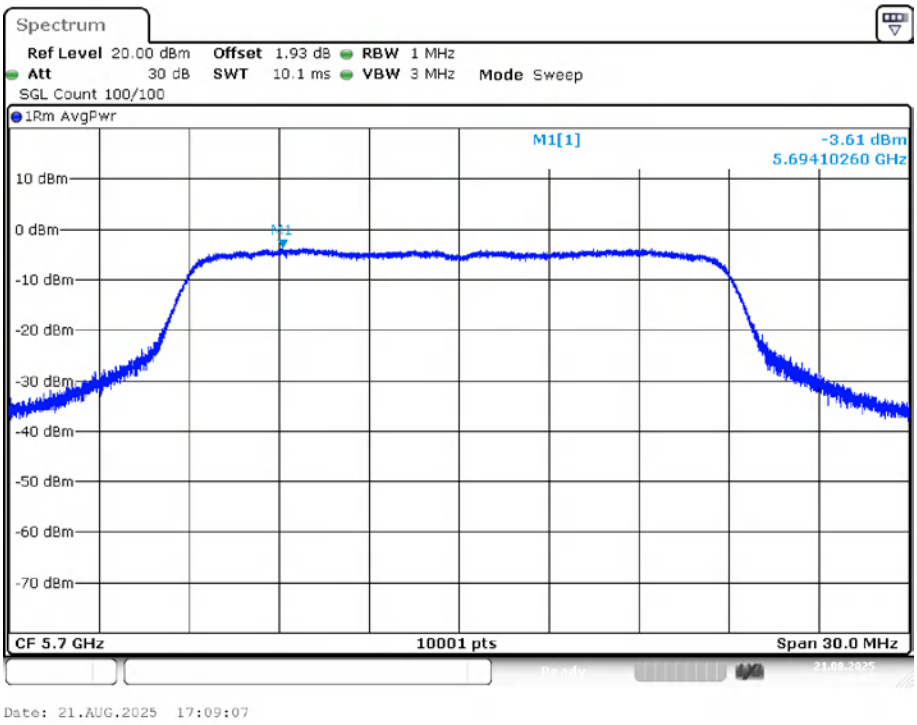

PSD NVNT ac20 5700MHz Ant1

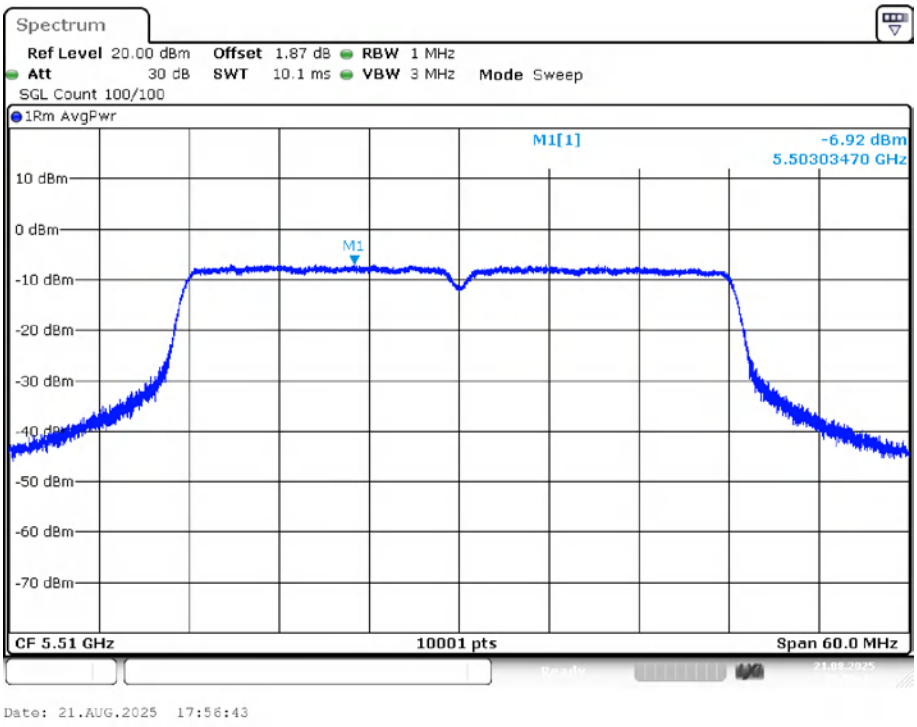

PSD NVNT ac40 5510MHz Ant1

This report is for the exclusive use of ITL's client and is provided pursuant to the agreement between ITL assumes no liability to any party, other than to the Client in accordance with the agreement, for any loss, expense or damage occasioned by the use of this report. Only the Client is authorized to permit copying or distribution of this report and then only in its entirety. Any use of the ITL name or one of its marks for the sale or advertisement of the tested material, product or service must first be approved in writing by ITL. The observations and test results in this report are relevant only to the sample tested. This report by itself does not imply that the material, product, or service is or has ever been under an ITL certification program. The test report only allows to be revised within the retention period unless further standard or the requirement was noticed.

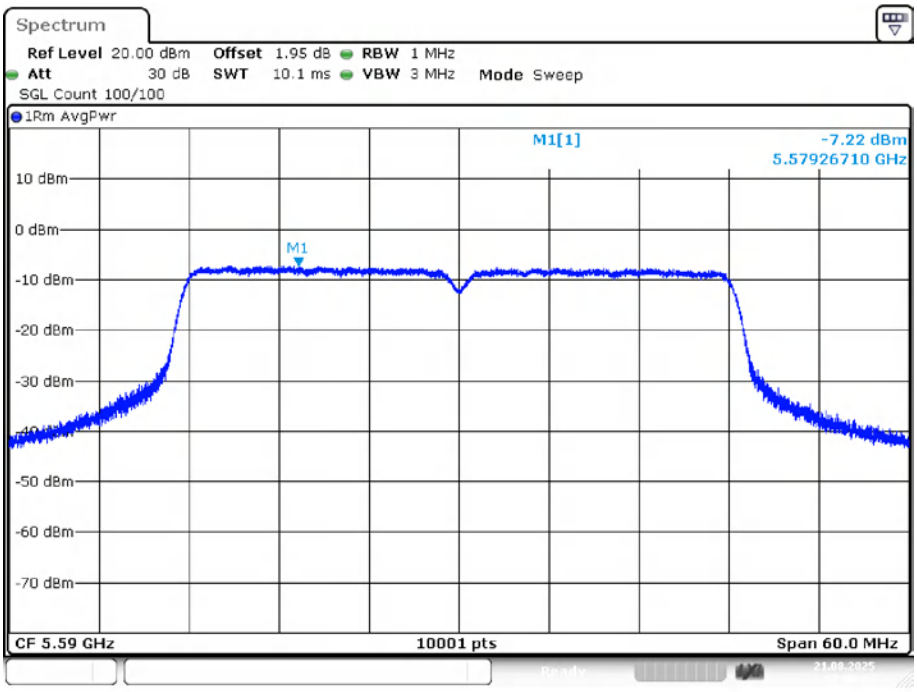

Date: 21.AUG.2025 17:59:17

PSD NVNT ac40 5590MHz Ant1

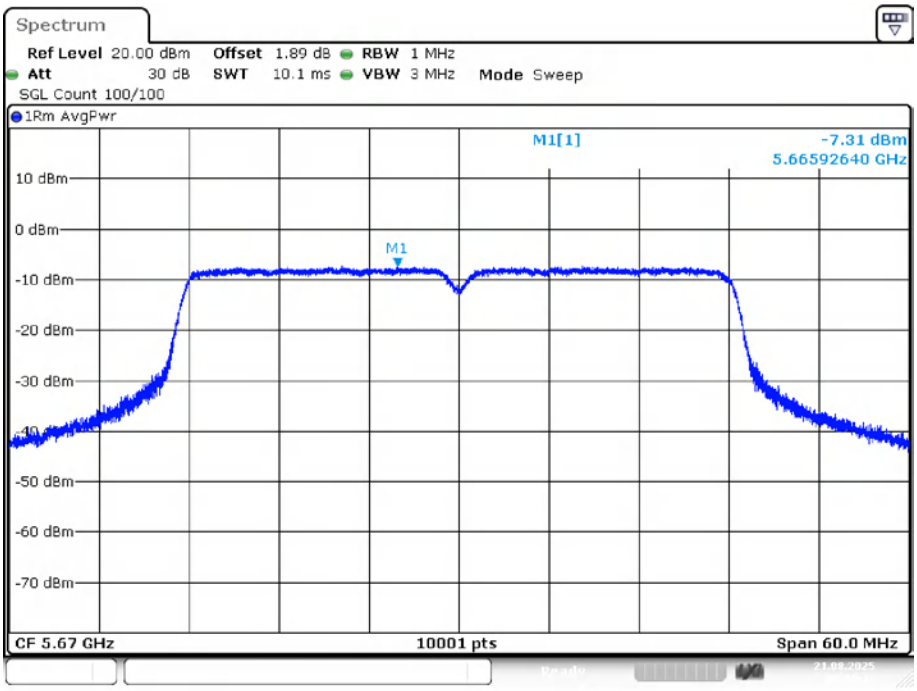

Date: 21.AUG.2025 18:03:41

PSD NVNT ac40 5670MHz Ant1

This report is for the exclusive use of ITL's client and is provided pursuant to the agreement between ITL assumes no liability to any party, other than to the Client in accordance with the agreement, for any loss, expense or damage occasioned by the use of this report. Only the Client is authorized to permit copying or distribution of this report and then only in its entirety. Any use of the ITL name or one of its marks for the sale or advertisement of the tested material, product or service must first be approved in writing by ITL. The observations and test results in this report are relevant only to the sample tested. This report by itself does not imply that the material, product, or service is or has ever been under an ITL certification program. The test report only allows to be revised within the retention period unless further standard or the requirement was noticed.

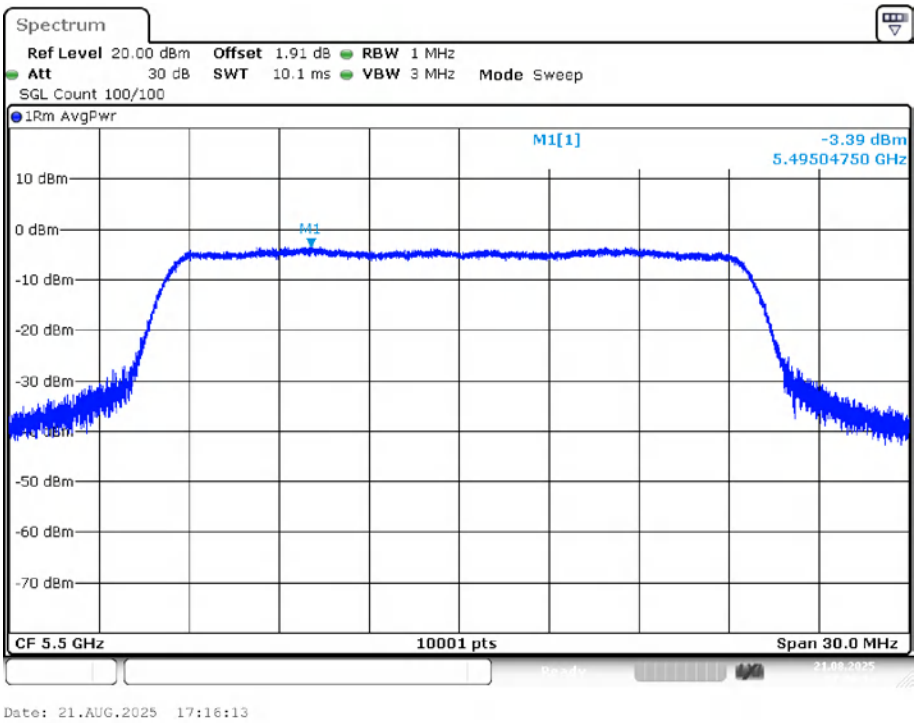

PSD NVNT ax20 5500MHz Ant1

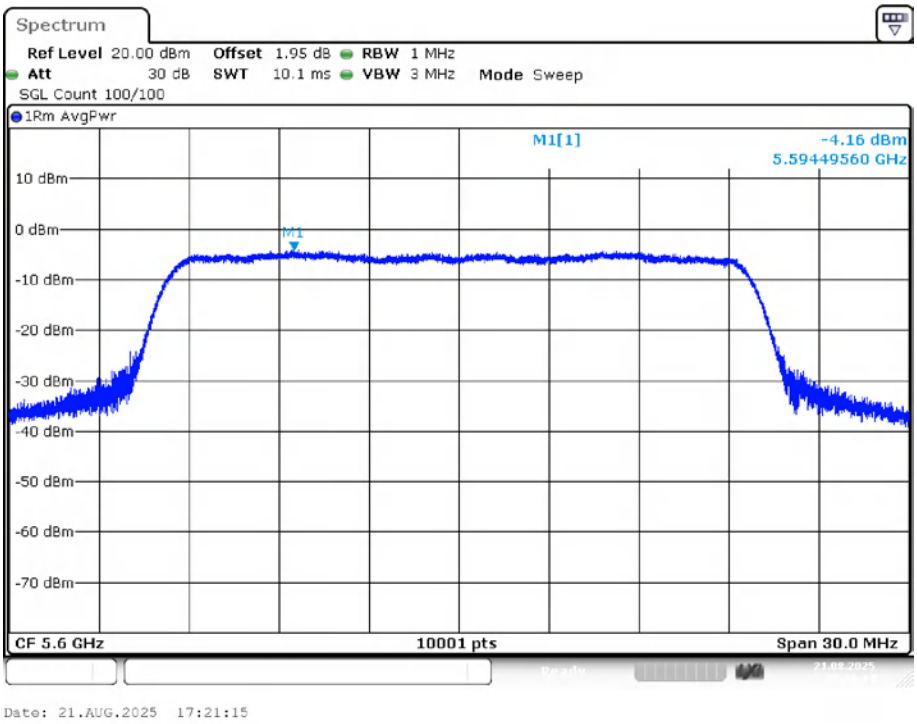

PSD NVNT ax20 5600MHz Ant1

This report is for the exclusive use of ITL's client and is provided pursuant to the agreement between ITL assumes no liability to any party, other than to the Client in accordance with the agreement, for any loss, expense or damage occasioned by the use of this report. Only the Client is authorized to permit copying or distribution of this report and then only in its entirety. Any use of the ITL name or one of its marks for the sale or advertisement of the tested material, product or service must first be approved in writing by ITL. The observations and test results in this report are relevant only to the sample tested. This report by itself does not imply that the material, product, or service is or has ever been under an ITL certification program. The test report only allows to be revised within the retention period unless further standard or the requirement was noticed.

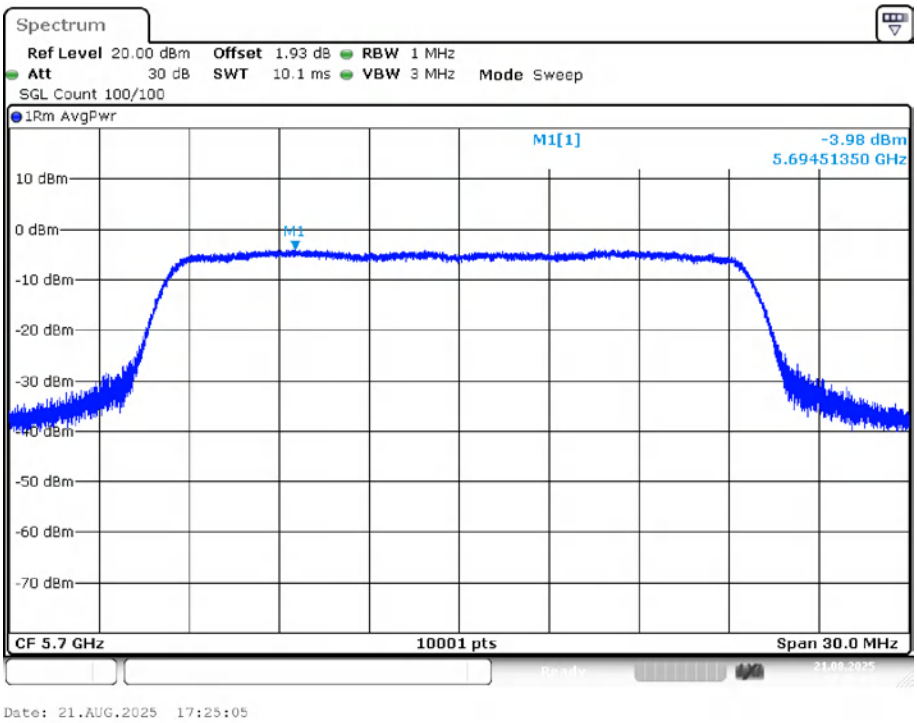

PSD NVNT ax20 5700MHz Ant1

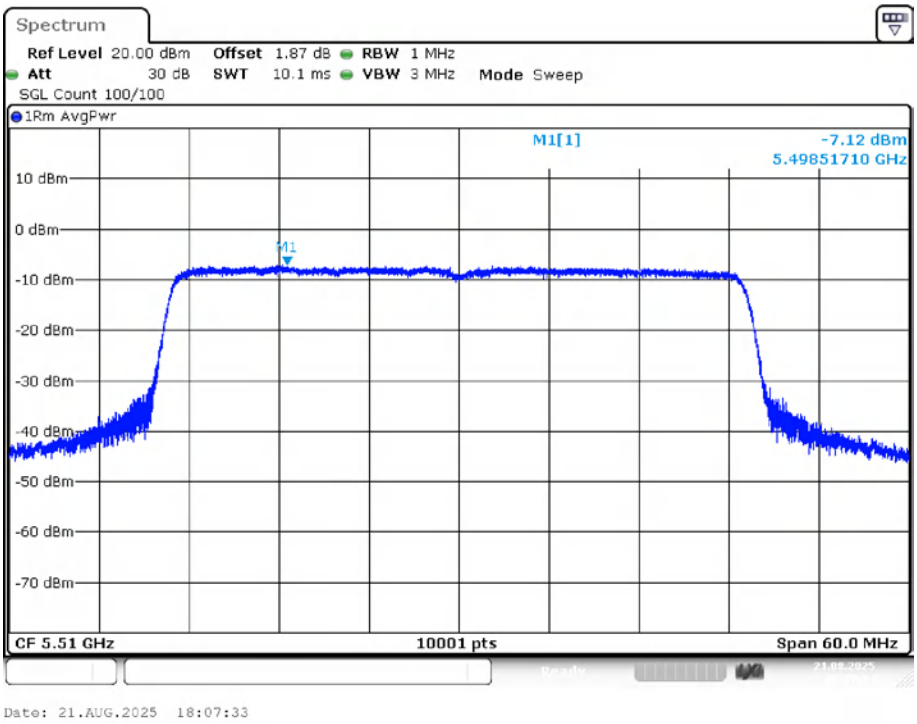

PSD NVNT ax40 5510MHz Ant1

This report is for the exclusive use of ITL's client and is provided pursuant to the agreement between ITL assumes no liability to any party, other than to the Client in accordance with the agreement, for any loss, expense or damage occasioned by the use of this report. Only the Client is authorized to permit copying or distribution of this report and then only in its entirety. Any use of the ITL name or one of its marks for the sale or advertisement of the tested material, product or service must first be approved in writing by ITL. The observations and test results in this report are relevant only to the sample tested. This report by itself does not imply that the material, product, or service is or has ever been under an ITL certification program. The test report only allows to be revised within the retention period unless further standard or the requirement was noticed.

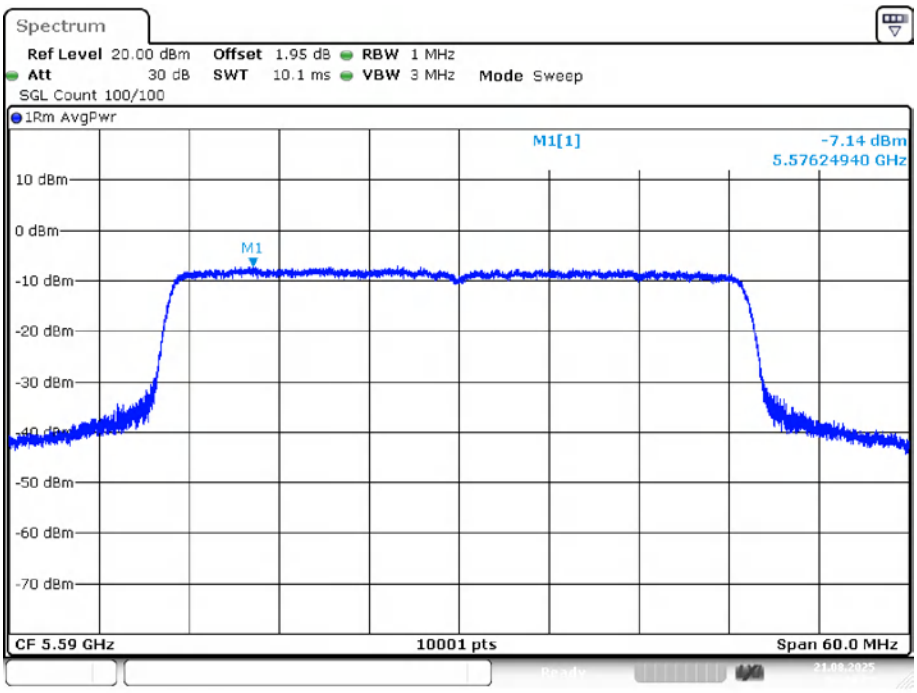

Date: 21.AUG.2025 18:10:39

PSD NVNT ax40 5590MHz Ant1

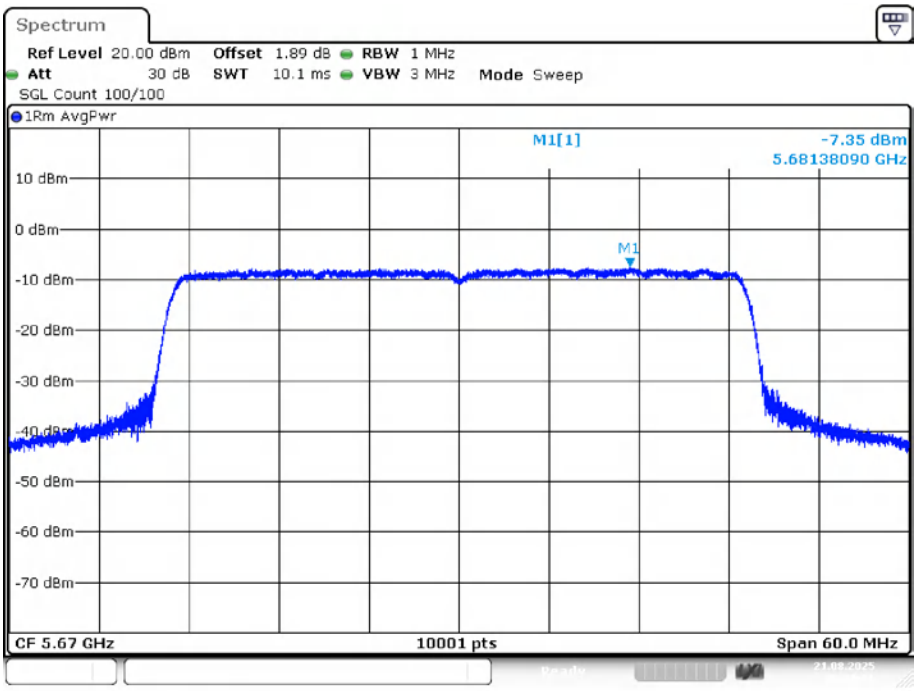

Date: 21.AUG.2025 18:13:36

PSD NVNT ax40 5670MHz Ant1

This report is for the exclusive use of ITL's client and is provided pursuant to the agreement between ITL assumes no liability to any party, other than to the Client in accordance with the agreement, for any loss, expense or damage occasioned by the use of this report. Only the Client is authorized to permit copying or distribution of this report and then only in its entirety. Any use of the ITL name or one of its marks for the sale or advertisement of the tested material, product or service must first be approved in writing by ITL. The observations and test results in this report are relevant only to the sample tested. This report by itself does not imply that the material, product, or service is or has ever been under an ITL certification program. The test report only allows to be revised within the retention period unless further standard or the requirement was noticed.

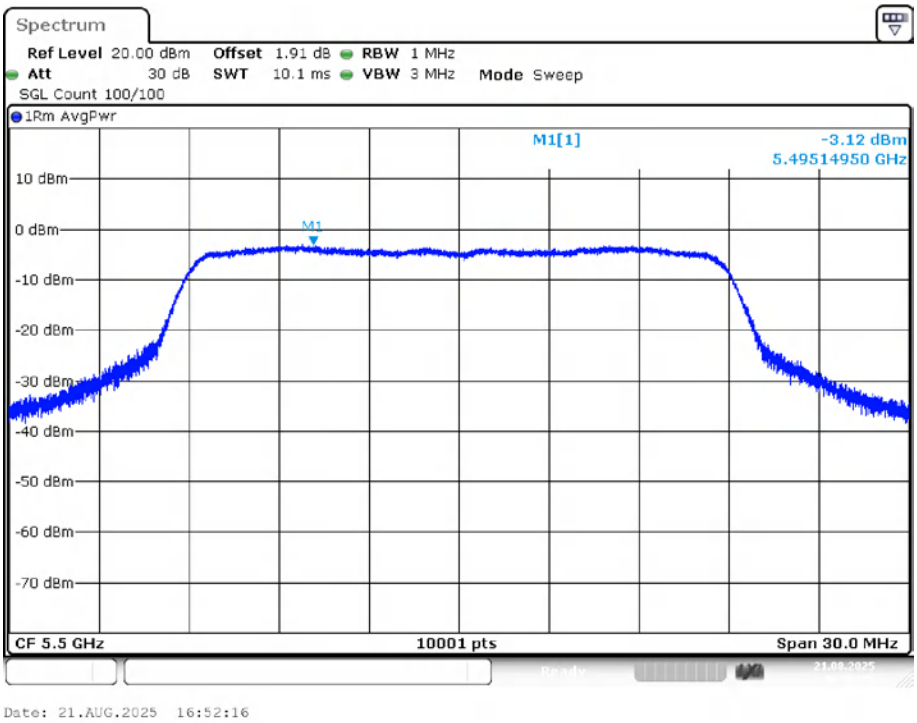

PSD NVNT n20 5500MHz Ant1

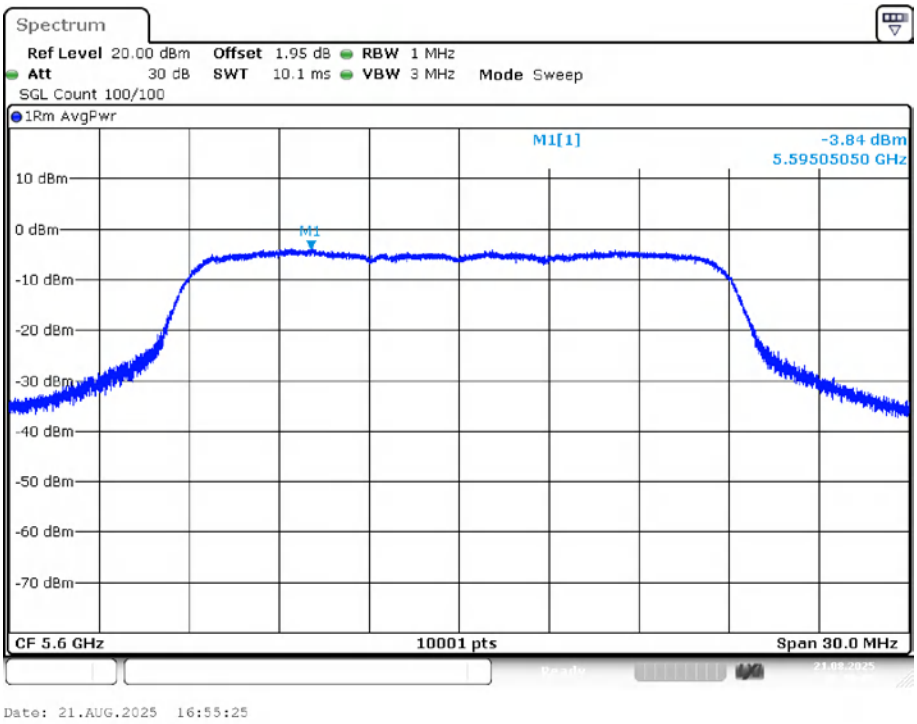

PSD NVNT n20 5600MHz Ant1

This report is for the exclusive use of ITL's client and is provided pursuant to the agreement between ITL assumes no liability to any party, other than to the Client in accordance with the agreement, for any loss, expense or damage occasioned by the use of this report. Only the Client is authorized to permit copying or distribution of this report and then only in its entirety. Any use of the ITL name or one of its marks for the sale or advertisement of the tested material, product or service must first be approved in writing by ITL. The observations and test results in this report are relevant only to the sample tested. This report by itself does not imply that the material, product, or service is or has ever been under an ITL certification program. The test report only allows to be revised within the retention period unless further standard or the requirement was noticed.

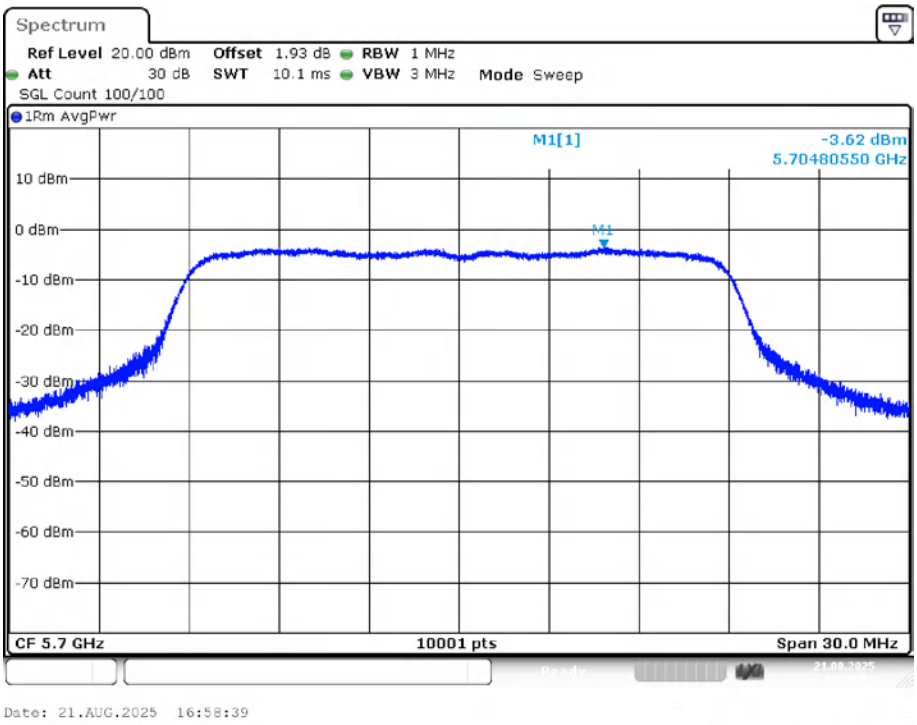

PSD NVNT n20 5700MHz Ant1

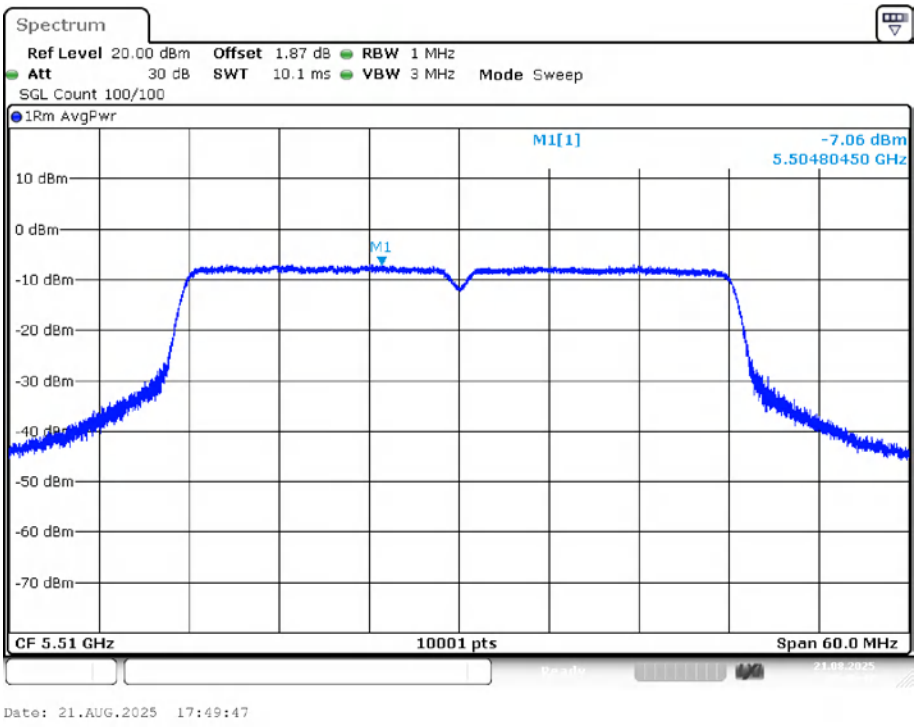

PSD NVNT n40 5510MHz Ant1

This report is for the exclusive use of ITL's client and is provided pursuant to the agreement between ITL assumes no liability to any party, other than to the Client in accordance with the agreement, for any loss, expense or damage occasioned by the use of this report. Only the Client is authorized to permit copying or distribution of this report and then only in its entirety. Any use of the ITL name or one of its marks for the sale or advertisement of the tested material, product or service must first be approved in writing by ITL. The observations and test results in this report are relevant only to the sample tested. This report by itself does not imply that the material, product, or service is or has ever been under an ITL certification program. The test report only allows to be revised within the retention period unless further standard or the requirement was noticed.

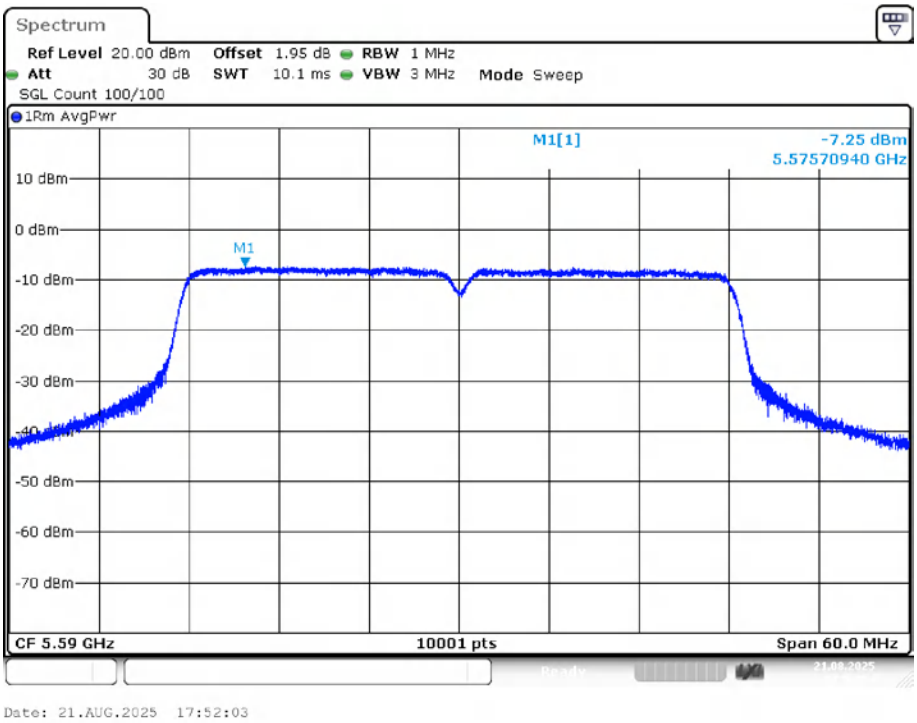

PSD NVNT n40 5590MHz Ant1

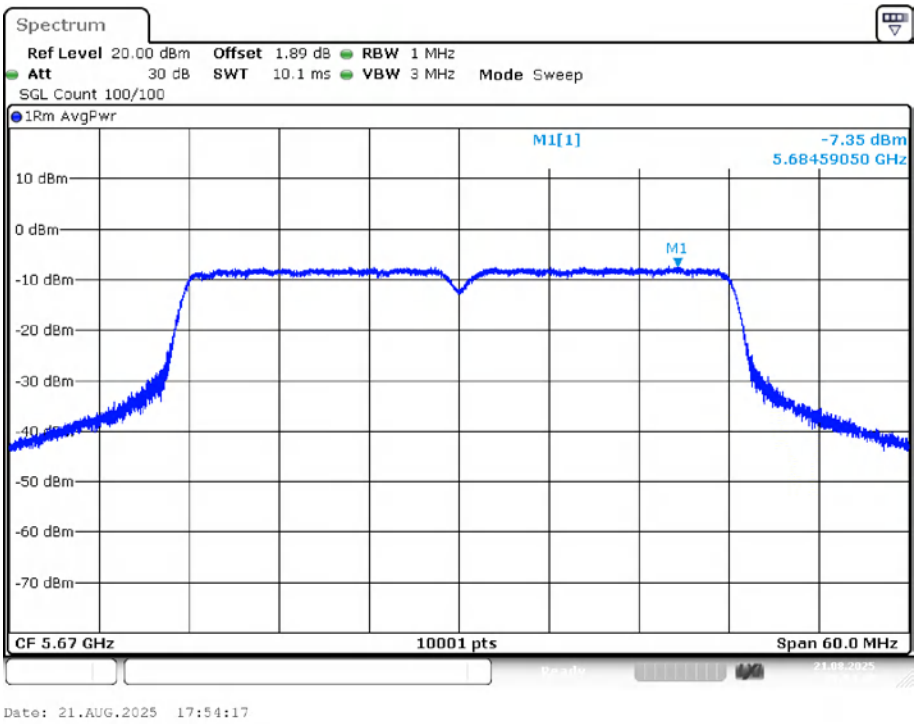

PSD NVNT n40 5670MHz Ant1

This report is for the exclusive use of ITL's client and is provided pursuant to the agreement between ITL assumes no liability to any party, other than to the Client in accordance with the agreement, for any loss, expense or damage occasioned by the use of this report. Only the Client is authorized to permit copying or distribution of this report and then only in its entirety. Any use of the ITL name or one of its marks for the sale or advertisement of the tested material, product or service must first be approved in writing by ITL. The observations and test results in this report are relevant only to the sample tested. This report by itself does not imply that the material, product, or service is or has ever been under an ITL certification program. The test report only allows to be revised within the retention period unless further standard or the requirement was noticed.

Band IV

Mode	Frequency (MHz)	Duty Factor (dB)	Max PSD (dBm/MHz)	Total PSD (dBm/MHz)	Limit (dBm/MHz)	Verdict
a	5745	1.96	-10.665	-8.705	30	Pass
a	5785	1.49	-10.92	-9.43	30	Pass
a	5825	1.46	-10.882	-9.422	30	Pass
ac20	5745	0.21	-7.013	-6.803	30	Pass
ac20	5785	0.35	-7.278	-6.928	30	Pass
ac20	5825	0.23	-7.285	-7.055	30	Pass
ac40	5755	0.56	-10.526	-9.966	30	Pass
ac40	5795	1.11	-11.47	-10.36	30	Pass
ax20	5745	0.29	-7.299	-7.009	30	Pass
ax20	5785	0.29	-7.664	-7.374	30	Pass
ax20	5825	0.27	-7.584	-7.314	30	Pass
ax40	5755	0.65	-10.789	-10.139	30	Pass
ax40	5795	0.41	-10.695	-10.285	30	Pass
n20	5745	0.2	-6.997	-6.797	30	Pass
n20	5785	0.21	-7.286	-7.076	30	Pass
n20	5825	0.68	-7.617	-6.937	30	Pass
n40	5755	0.66	-10.785	-10.125	30	Pass
n40	5795	0.41	-11.27	-10.86	30	Pass

Note: Total PSD (dBm/MHz) = Duty Factor (dB)+ Max PSD (dBm/MHz)

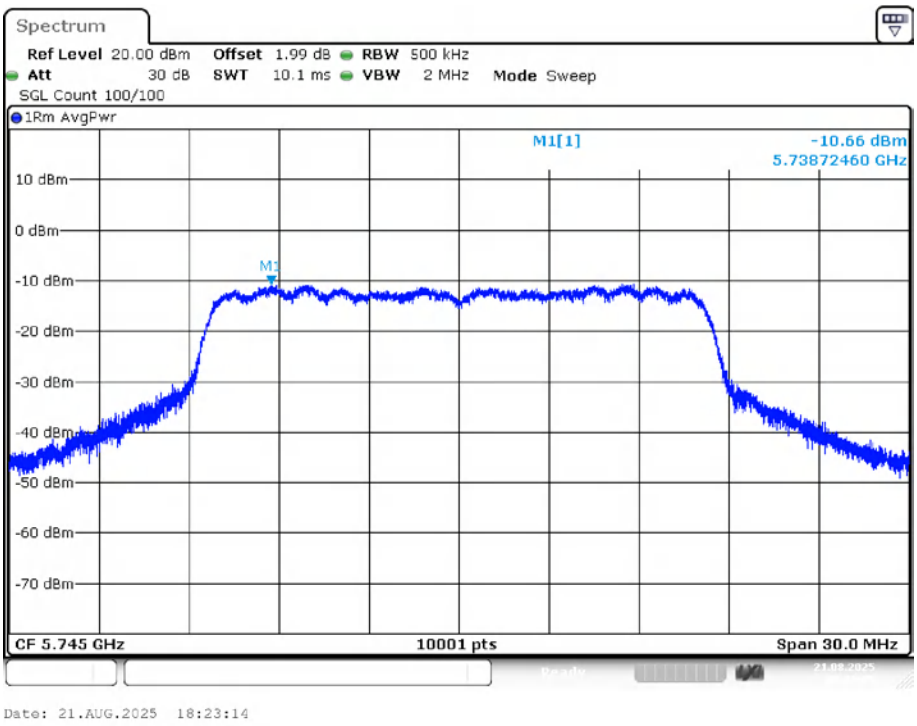

PSD NVNT a 5745MHz Ant1

This report is for the exclusive use of ITL's client and is provided pursuant to the agreement between ITL assumes no liability to any party, other than to the Client in accordance with the agreement, for any loss, expense or damage occasioned by the use of this report. Only the Client is authorized to permit copying or distribution of this report and then only in its entirety. Any use of the ITL name or one of its marks for the sale or advertisement of the tested material, product or service must first be approved in writing by ITL. The observations and test results in this report are relevant only to the sample tested. This report by itself does not imply that the material, product, or service is or has ever been under an ITL certification program. The test report only allows to be revised within the retention period unless further standard or the requirement was noticed.

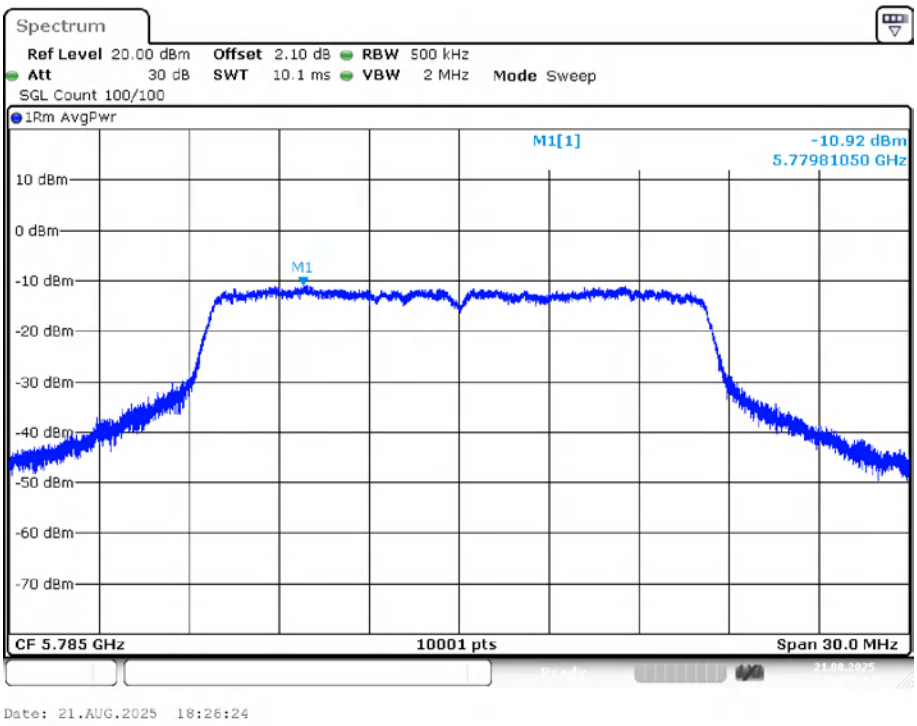

PSD NVNT a 5785MHz Ant1

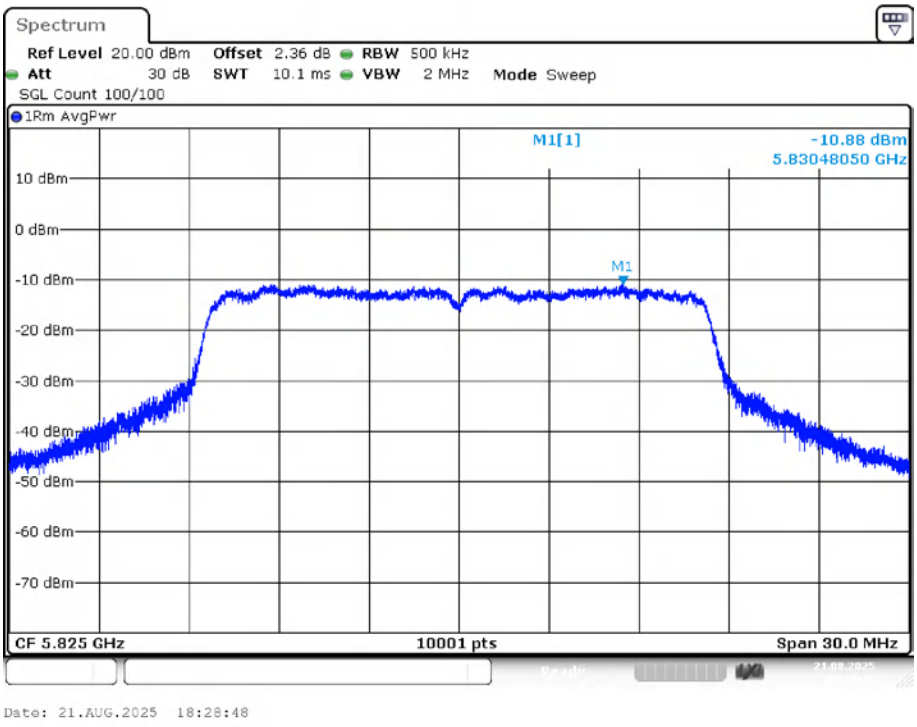

PSD NVNT a 5825MHz Ant1

This report is for the exclusive use of ITL's client and is provided pursuant to the agreement between ITL assumes no liability to any party, other than to the Client in accordance with the agreement, for any loss, expense or damage occasioned by the use of this report. Only the Client is authorized to permit copying or distribution of this report and then only in its entirety. Any use of the ITL name or one of its marks for the sale or advertisement of the tested material, product or service must first be approved in writing by ITL. The observations and test results in this report are relevant only to the sample tested. This report by itself does not imply that the material, product, or service is or has ever been under an ITL certification program. The test report only allows to be revised within the retention period unless further standard or the requirement was noticed.

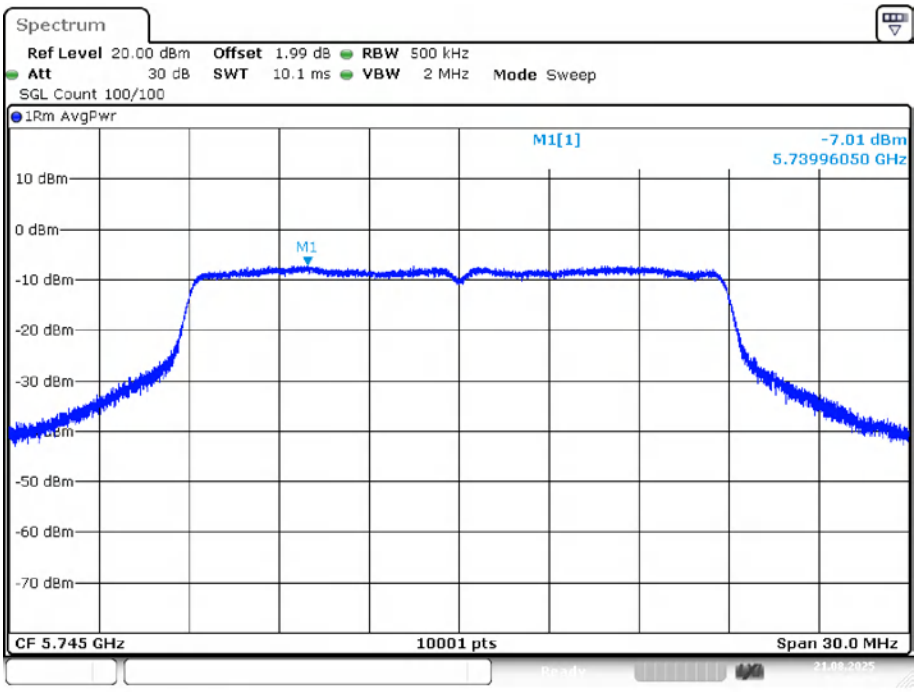

Date: 21.AUG.2025 18:40:29

PSD NVNT ac20 5745MHz Ant1

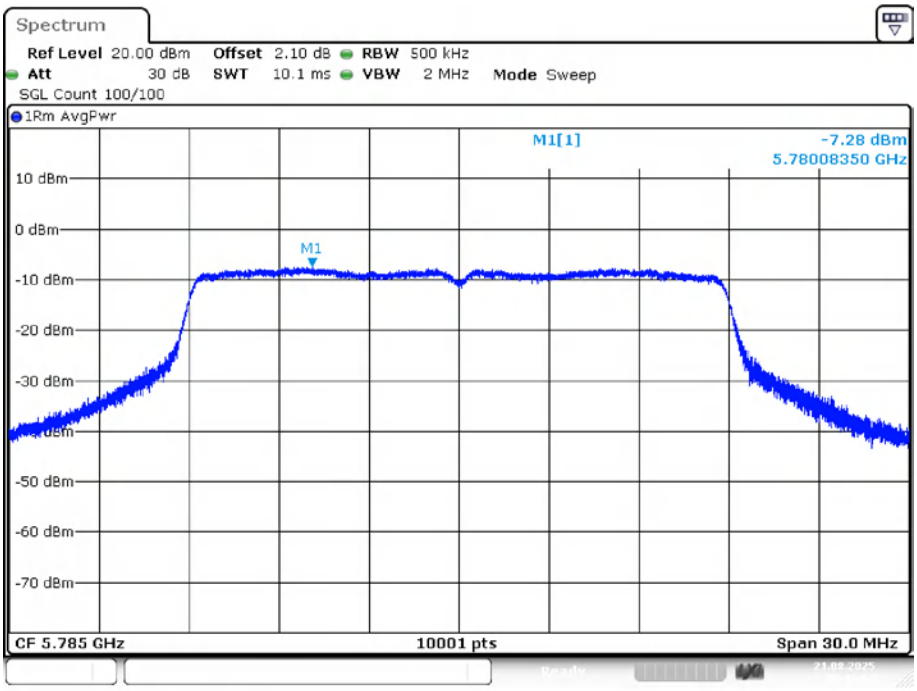

Date: 21.AUG.2025 18:43:50

PSD NVNT ac20 5785MHz Ant1

This report is for the exclusive use of ITL's client and is provided pursuant to the agreement between ITL assumes no liability to any party, other than to the Client in accordance with the agreement, for any loss, expense or damage occasioned by the use of this report. Only the Client is authorized to permit copying or distribution of this report and then only in its entirety. Any use of the ITL name or one of its marks for the sale or advertisement of the tested material, product or service must first be approved in writing by ITL. The observations and test results in this report are relevant only to the sample tested. This report by itself does not imply that the material, product, or service is or has ever been under an ITL certification program. The test report only allows to be revised within the retention period unless further standard or the requirement was noticed.

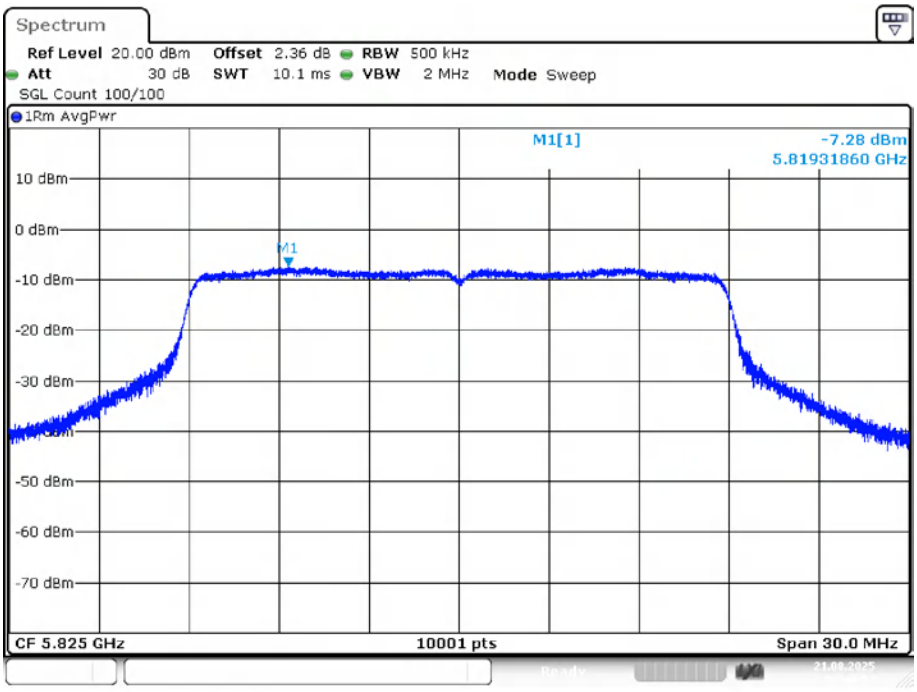

Date: 21.AUG.2025 18:46:59

PSD NVNT ac20 5825MHz Ant1

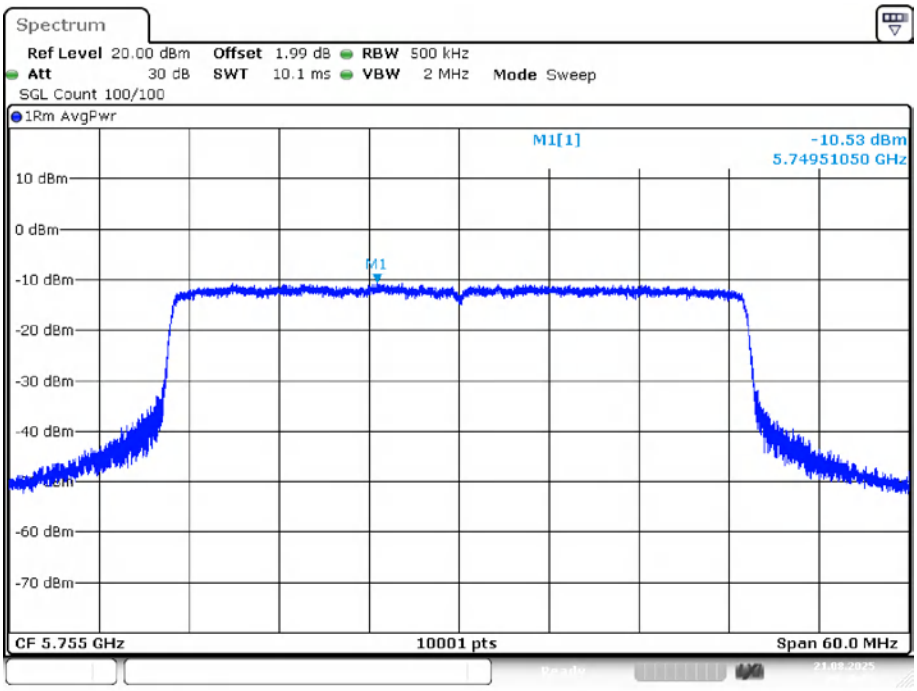

Date: 21.AUG.2025 19:16:32

PSD NVNT ac40 5755MHz Ant1

This report is for the exclusive use of ITL's client and is provided pursuant to the agreement between ITL assumes no liability to any party, other than to the Client in accordance with the agreement, for any loss, expense or damage occasioned by the use of this report. Only the Client is authorized to permit copying or distribution of this report and then only in its entirety. Any use of the ITL name or one of its marks for the sale or advertisement of the tested material, product or service must first be approved in writing by ITL. The observations and test results in this report are relevant only to the sample tested. This report by itself does not imply that the material, product, or service is or has ever been under an ITL certification program. The test report only allows to be revised within the retention period unless further standard or the requirement was noticed.

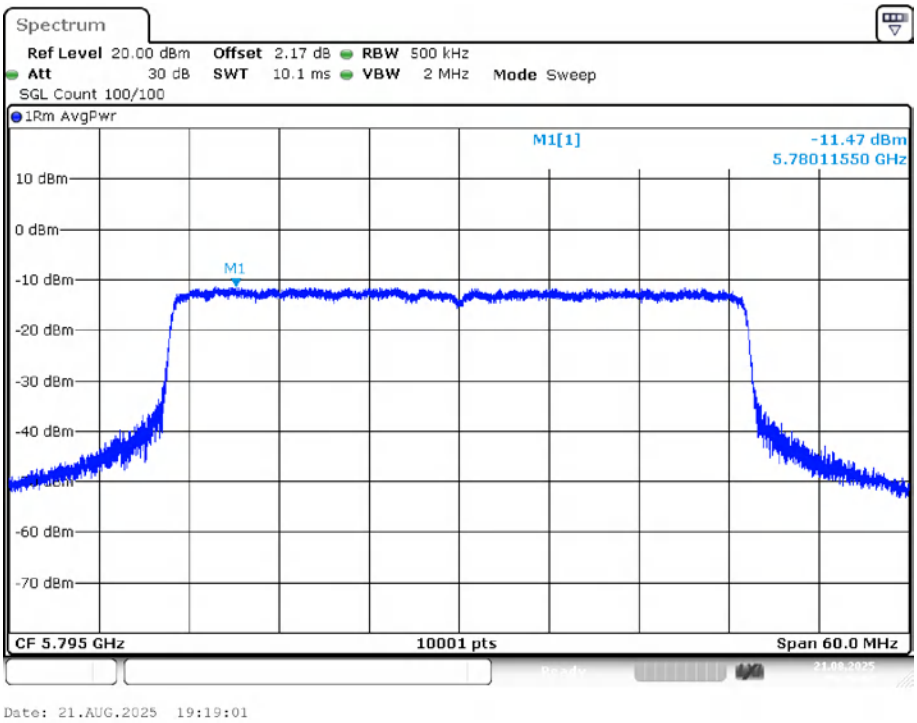

PSD NVNT ac40 5795MHz Ant1

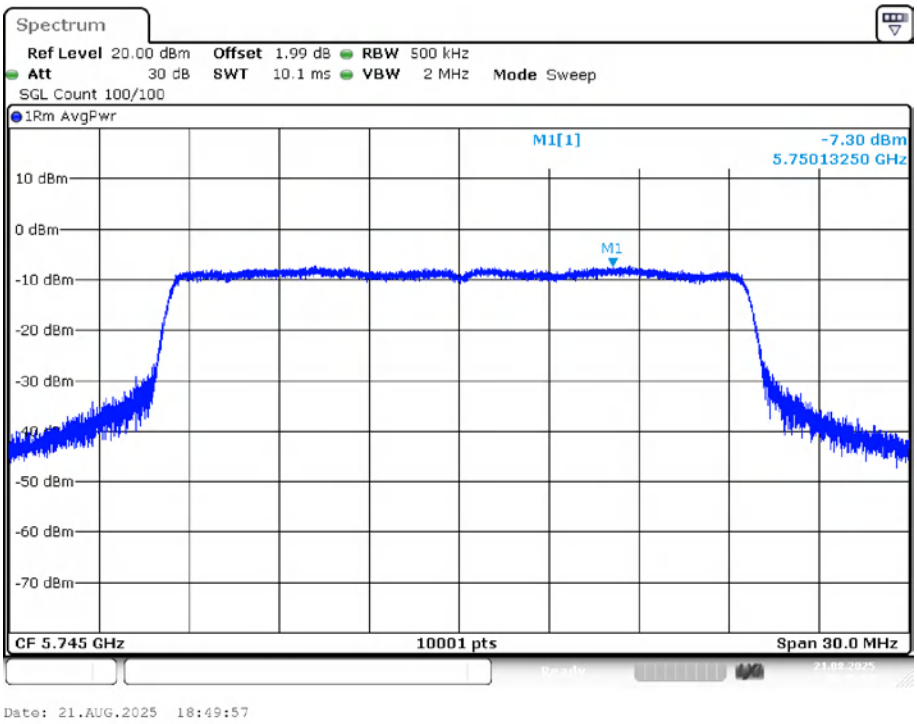

PSD NVNT ax20 5745MHz Ant1

This report is for the exclusive use of ITL's client and is provided pursuant to the agreement between ITL assumes no liability to any party, other than to the Client in accordance with the agreement, for any loss, expense or damage occasioned by the use of this report. Only the Client is authorized to permit copying or distribution of this report and then only in its entirety. Any use of the ITL name or one of its marks for the sale or advertisement of the tested material, product or service must first be approved in writing by ITL. The observations and test results in this report are relevant only to the sample tested. This report by itself does not imply that the material, product, or service is or has ever been under an ITL certification program. The test report only allows to be revised within the retention period unless further standard or the requirement was noticed.

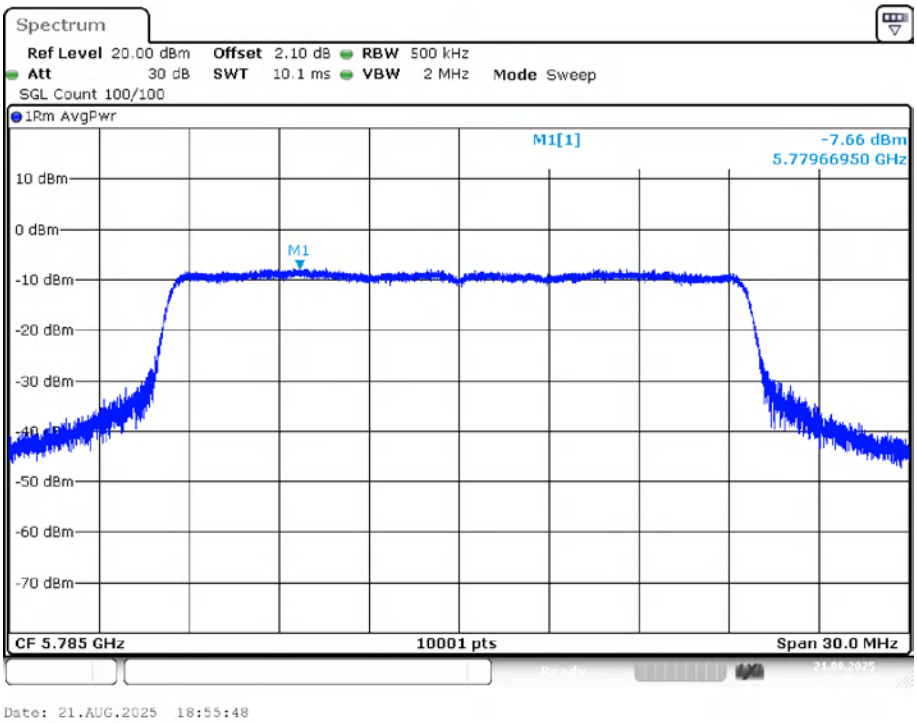

PSD NVNT ax20 5785MHz Ant1

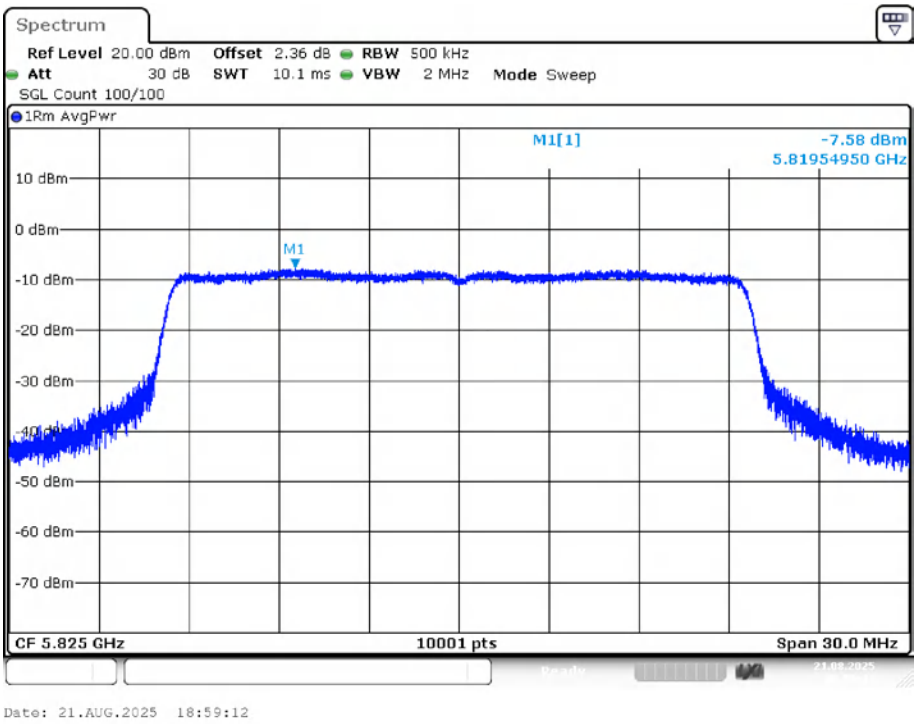

PSD NVNT ax20 5825MHz Ant1

This report is for the exclusive use of ITL's client and is provided pursuant to the agreement between ITL assumes no liability to any party, other than to the Client in accordance with the agreement, for any loss, expense or damage occasioned by the use of this report. Only the Client is authorized to permit copying or distribution of this report and then only in its entirety. Any use of the ITL name or one of its marks for the sale or advertisement of the tested material, product or service must first be approved in writing by ITL. The observations and test results in this report are relevant only to the sample tested. This report by itself does not imply that the material, product, or service is or has ever been under an ITL certification program. The test report only allows to be revised within the retention period unless further standard or the requirement was noticed.

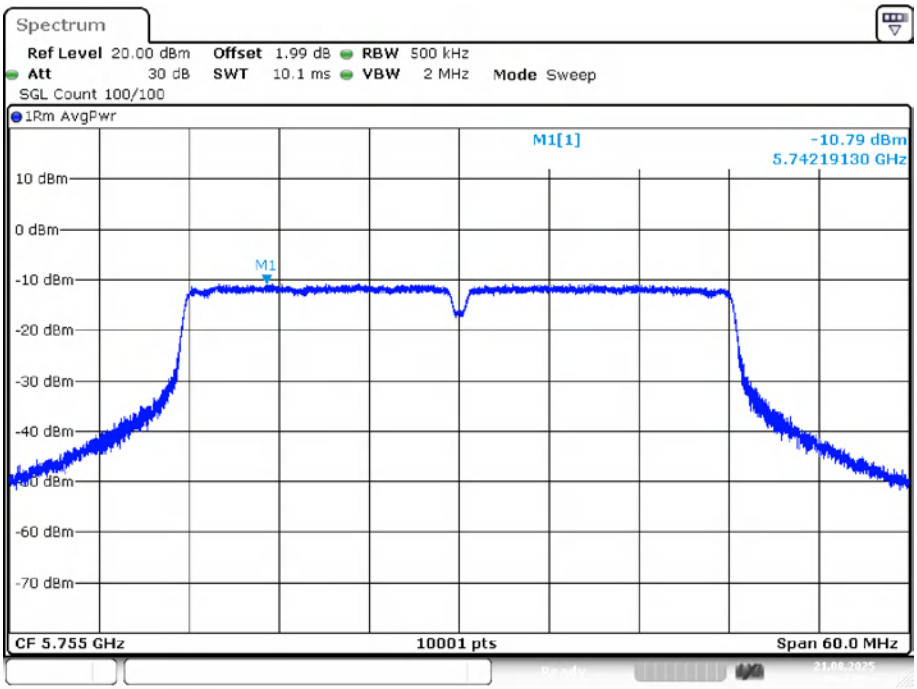

Date: 21.AUG.2025 19:12:04

PSD NVNT ax40 5755MHz Ant1

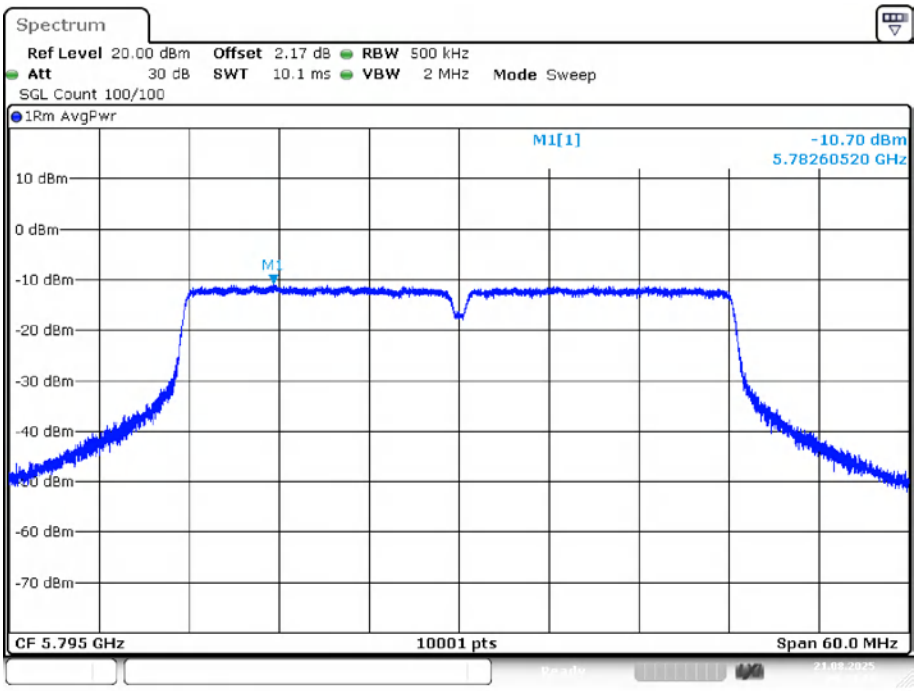

Date: 21.AUG.2025 19:14:18

PSD NVNT ax40 5795MHz Ant1

This report is for the exclusive use of ITL's client and is provided pursuant to the agreement between ITL assumes no liability to any party, other than to the Client in accordance with the agreement, for any loss, expense or damage occasioned by the use of this report. Only the Client is authorized to permit copying or distribution of this report and then only in its entirety. Any use of the ITL name or one of its marks for the sale or advertisement of the tested material, product or service must first be approved in writing by ITL. The observations and test results in this report are relevant only to the sample tested. This report by itself does not imply that the material, product, or service is or has ever been under an ITL certification program. The test report only allows to be revised within the retention period unless further standard or the requirement was noticed.

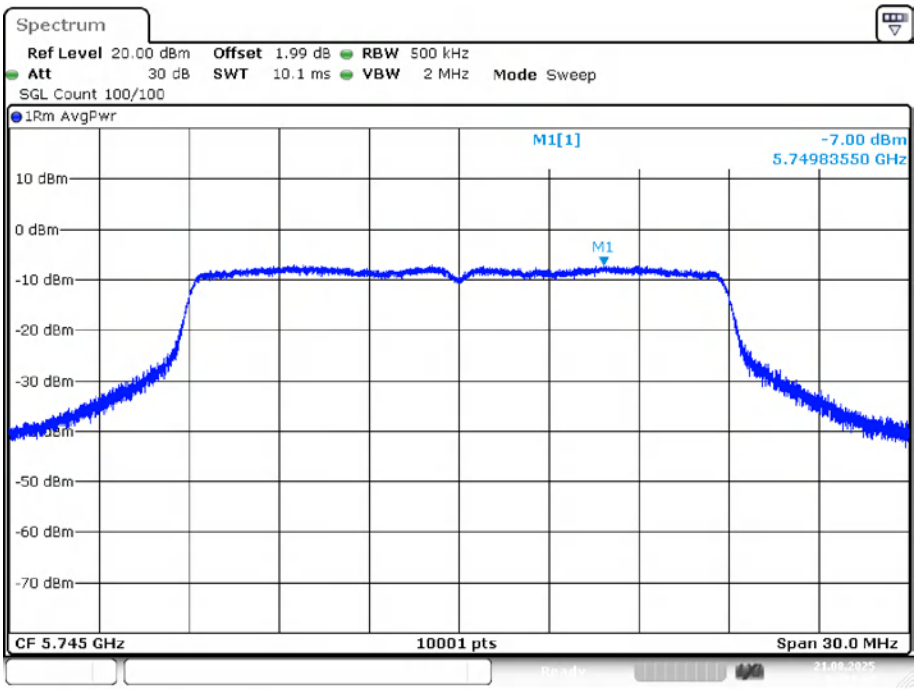

Date: 21.AUG.2025 18:31:31

PSD NVNT n20 5745MHz Ant1

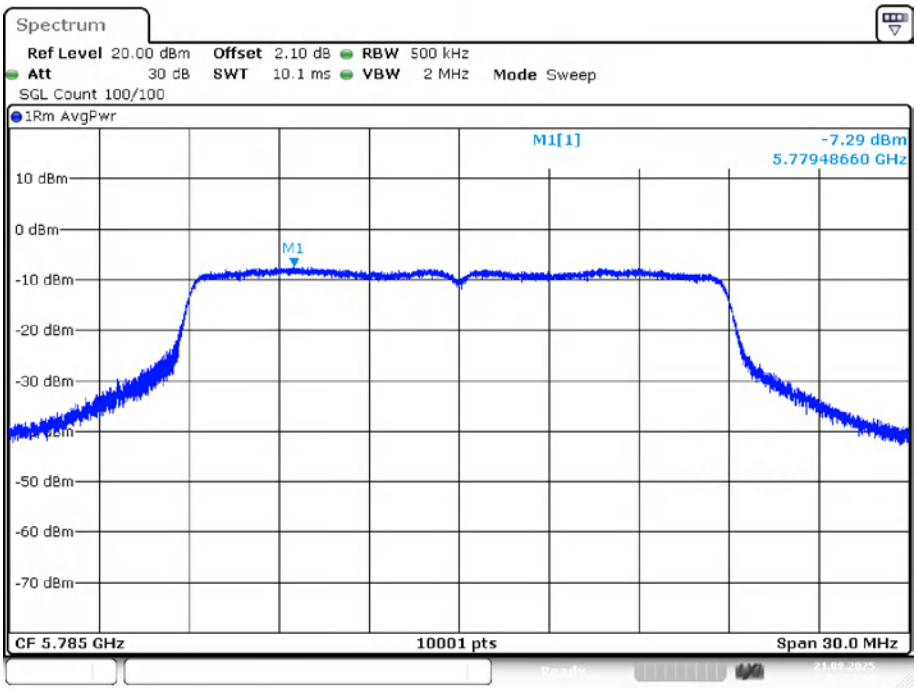

Date: 21.AUG.2025 18:34:30

PSD NVNT n20 5785MHz Ant1

This report is for the exclusive use of ITL's client and is provided pursuant to the agreement between ITL assumes no liability to any party, other than to the Client in accordance with the agreement, for any loss, expense or damage occasioned by the use of this report. Only the Client is authorized to permit copying or distribution of this report and then only in its entirety. Any use of the ITL name or one of its marks for the sale or advertisement of the tested material, product or service must first be approved in writing by ITL. The observations and test results in this report are relevant only to the sample tested. This report by itself does not imply that the material, product, or service is or has ever been under an ITL certification program. The test report only allows to be revised within the retention period unless further standard or the requirement was noticed.

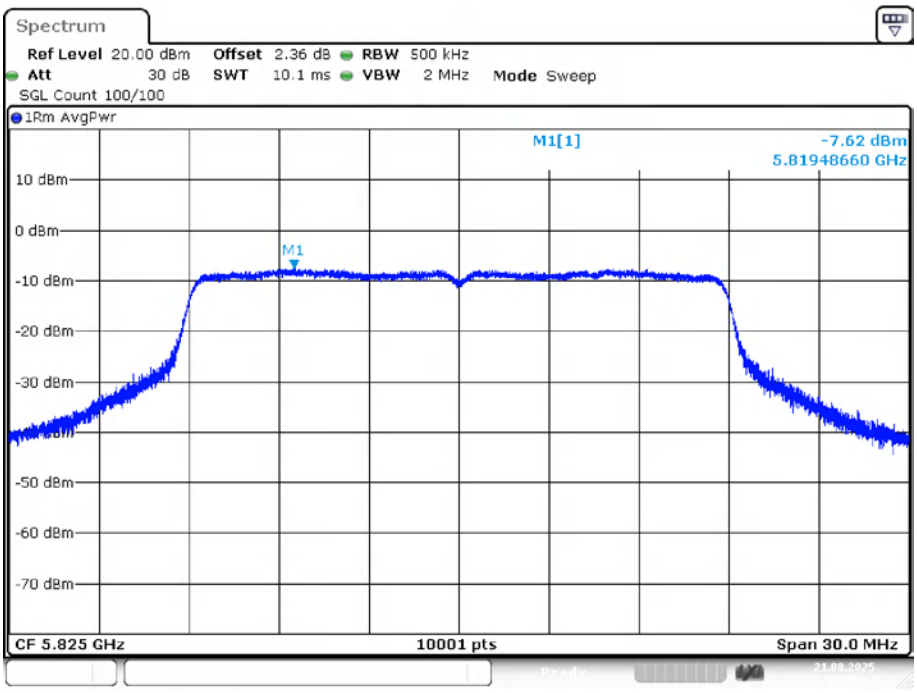

Date: 21.AUG.2025 18:37:24

PSD NVNT n20 5825MHz Ant1

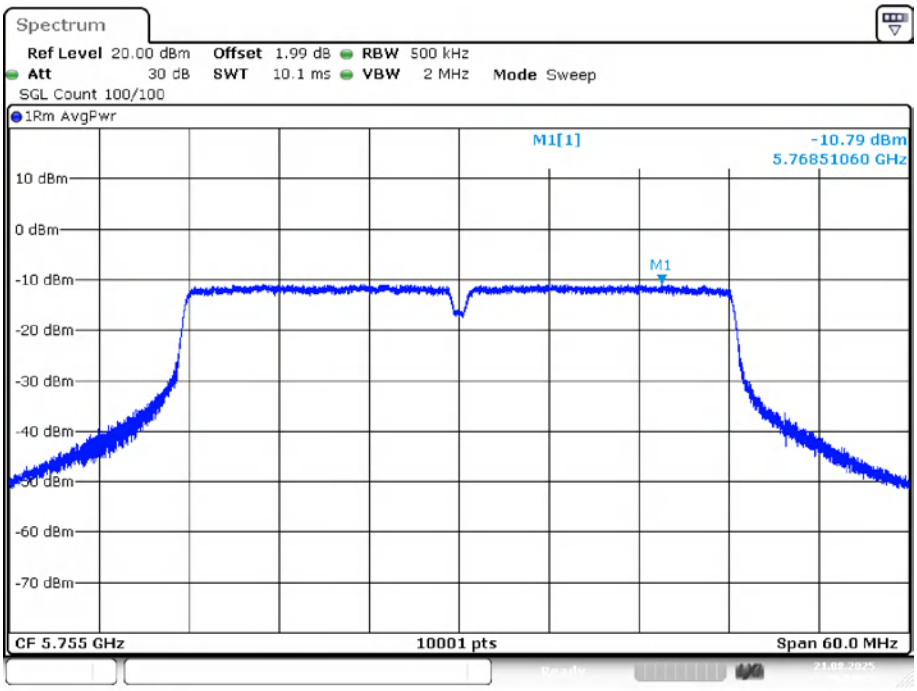

Date: 21.AUG.2025 19:03:22

PSD NVNT n40 5755MHz Ant1

This report is for the exclusive use of ITL's client and is provided pursuant to the agreement between ITL assumes no liability to any party, other than to the Client in accordance with the agreement, for any loss, expense or damage occasioned by the use of this report. Only the Client is authorized to permit copying or distribution of this report and then only in its entirety. Any use of the ITL name or one of its marks for the sale or advertisement of the tested material, product or service must first be approved in writing by ITL. The observations and test results in this report are relevant only to the sample tested. This report by itself does not imply that the material, product, or service is or has ever been under an ITL certification program. The test report only allows to be revised within the retention period unless further standard or the requirement was noticed.

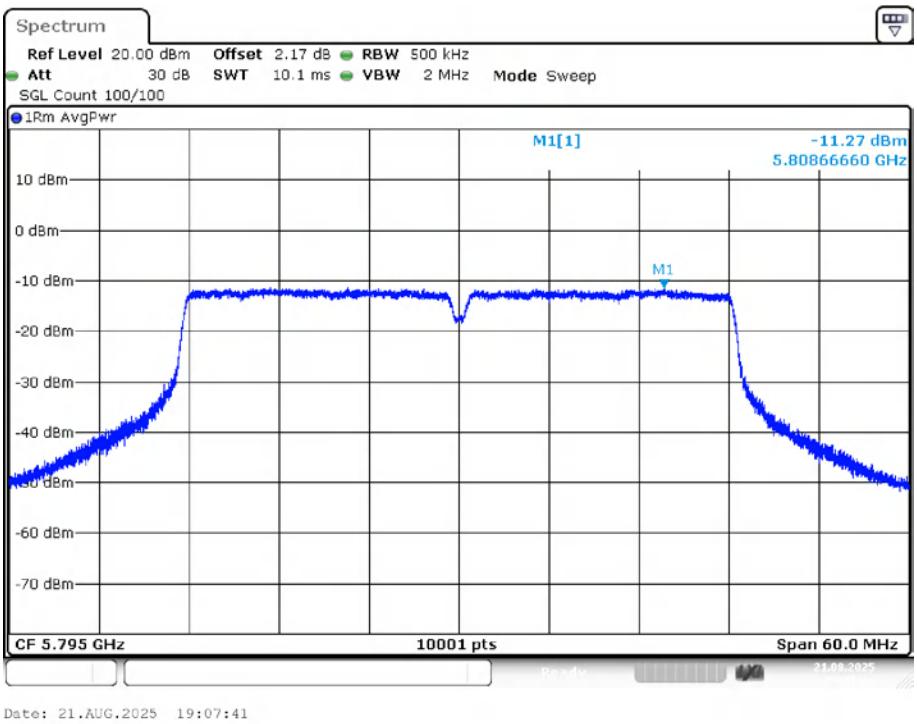

PSD NVNT n40 5795MHz Ant1

Test Result: The unit does meet the FCC requirements.

This report is for the exclusive use of ITL's client and is provided pursuant to the agreement between ITL assumes no liability to any party, other than to the Client in accordance with the agreement, for any loss, expense or damage occasioned by the use of this report. Only the Client is authorized to permit copying or distribution of this report and then only in its entirety. Any use of the ITL name or one of its marks for the sale or advertisement of the tested material, product or service must first be approved in writing by ITL. The observations and test results in this report are relevant only to the sample tested. This report by itself does not imply that the material, product, or service is or has ever been under an ITL certification program. The test report only allows to be revised within the retention period unless further standard or the requirement was noticed.

5.5. -26dB&-6 bandwidth and 99% Occupied bandwidth

LIMIT

The bandwidth at 26dB down from the highest in-band spectral density is measured with a spectrum analyzer connected to the antenna terminal while the EUT is operating at its maximum duty cycle, at its maximum power control level, as defined in KDB 789033 D02 , and at the appropriate frequencies. The spectrum analyzer's bandwidth measurement function is configured to measure the 26dB bandwidth.

TEST CONFIGURATION

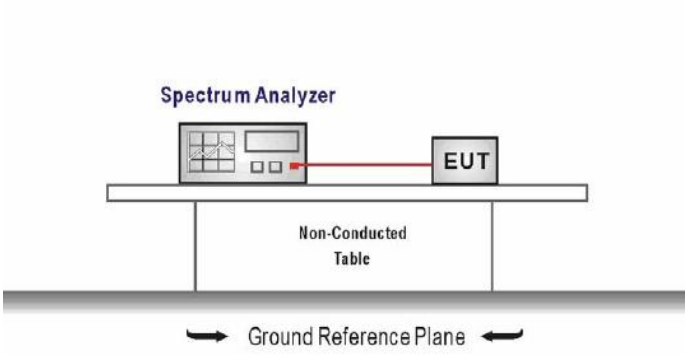

TEST PROCEDURE

1. The testing follows the KDB 789033 D02 v02r01 Section I.C.D and ANSI C63.10:2020 Section 11.8 and 6.9.3.
2. The RF output of EUT was connected to spectrum analyzer by RF cable and attenuator, the path loss was compensated to the results for each measurement.
3. Use the spectrum analyzer "Channel Bandwidth" functions to measurement the 26dB EBW, 6dB EBW and 99% OBW.
4. Set center frequency to the nominal EUT channel center frequency.
5. Set span = 1.5 times to 5.0 times the OBW or EBW.6. For 26dB EBW and 99% OBW Measurement: Set RBW = approximately 1% EBW or 1.5 times to 5.0 times the OBW, VBW ⩾ 3 x RBW.
7. For 6dB EBW Measurement: Set RBW=100KHz.VBW>3x RBW.
8. Set Detector = Peak, Trace mode = max hold and Sweep time = auto couple.
9. Allow the trace to stabilize.
10. Replace the EUT center frequency and repeat steps 3~9.

TEST MODE:

Please refer to the clause 3.3

TEST RESULTS

☒ **Passed** ☐ **Not Applicable**

This report is for the exclusive use of ITL's client and is provided pursuant to the agreement between ITL assumes no liability to any party, other than to the Client in accordance with the agreement, for any loss, expense or damage occasioned by the use of this report. Only the Client is authorized to permit copying or distribution of this report and then only in its entirety. Any use of the ITL name or one of its marks for the sale or advertisement of the tested material, product or service must first be approved in writing by ITL. The observations and test results in this report are relevant only to the sample tested. This report by itself does not imply that the material, product, or service is or has ever been under an ITL certification program. The test report only allows to be revised within the retention period unless further standard or the requirement was noticed.

-26dB Bandwidth
Band I

Mode	Frequency (MHz)	-26 dB Bandwidth (MHz)	Limit -26 dB Bandwidth (MHz)	Verdict
a	5180	23.868	0.5	Pass
a	5200	23.805	0.5	Pass
a	5240	23.796	0.5	Pass
ac20	5180	27.684	0.5	Pass
ac20	5200	27.885	0.5	Pass
ac20	5240	27.306	0.5	Pass
ac40	5190	46.542	0.5	Pass
ac40	5230	46.284	0.5	Pass
ax20	5180	25.875	0.5	Pass
ax20	5200	26.448	0.5	Pass
ax20	5240	26.415	0.5	Pass
ax40	5190	44.736	0.5	Pass
ax40	5230	44.742	0.5	Pass
n20	5180	27.201	0.5	Pass
n20	5200	26.424	0.5	Pass
n20	5240	26.415	0.5	Pass
n40	5190	46.218	0.5	Pass
n40	5230	45.978	0.5	Pass

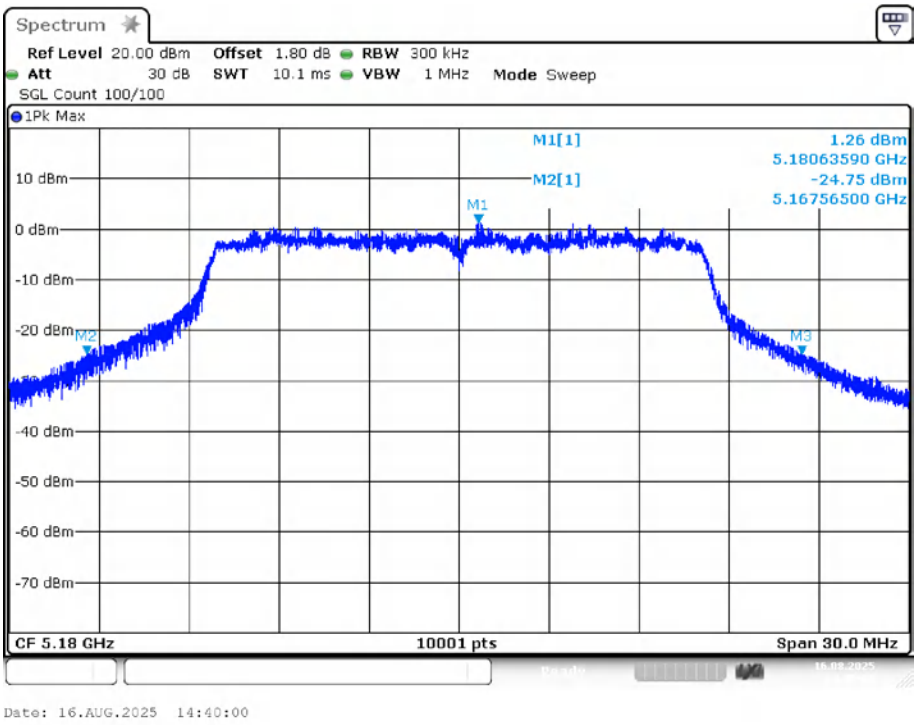

-26dB Bandwidth NVNT a 5180MHz Ant1

This report is for the exclusive use of ITL's client and is provided pursuant to the agreement between ITL assumes no liability to any party, other than to the Client in accordance with the agreement, for any loss, expense or damage occasioned by the use of this report. Only the Client is authorized to permit copying or distribution of this report and then only in its entirety. Any use of the ITL name or one of its marks for the sale or advertisement of the tested material, product or service must first be approved in writing by ITL. The observations and test results in this report are relevant only to the sample tested. This report by itself does not imply that the material, product, or service is or has ever been under an ITL certification program. The test report only allows to be revised within the retention period unless further standard or the requirement was noticed.