RF Test Data for 5G Wi-Fi (Conducted Measurements)

General Description of EUT	
Product Name:	4G Smartphone
Test Model:	Connect Pro
Sample ID:	202304-0231-9-#2
Environmental Conditions	
Temperature:	25℃
Relative Humidity:	55%
Test Voltage:	DC 3.8V
Test Engineer:	Huang jian ping
Note: For a more detailed features description, please refer to the report TBR-C-202304-0231-103 The report only show the worst case data.	

Contents

1. Emission Bandwidth 3
1.1.Test Result 3
2.1.Test Graphs 5
2. Occupied channel bandwidth 25
2.1.Test Result 25
2.2.Test Graphs 27
3. Min emission bandwidth 47
3.1.Test Result 47
3.2.Test Graphs 48
4. Maximum conducted output power 53
4.1.Test Result 53
5. Maximum power spectral density 55
5.1.Test Result 55
5.2.Test Graphs 57
6. Band edge measurements 77
6.1.Test Result 77
6.2.Test Graphs 79
7. Emissions in Restricted Bands 91
7.1.Test Result 91
7.2.Test Graphs 95
8. Conducted Spurious Emission 111
8.1.Test Result 111
8.2.Test Graphs 114
9. Frequency Stability 154
9.1.Test Result 154
10. Duty Cycle 162
10.1.Test Result 162
10.2.Test Graphs 164

1. Emission Bandwidth

1.1.Test Result

TestMode	Antenna	Channel	26db EBW [MHz]	FL[MHz]	FH[MHz]	Limit[MHz]	Verdict
11A	Ant1	5180	19.60	5170.24	5189.84	---	---
		5200	19.92	5189.92	5209.84	---	---
		5240	29.00	5226.08	5255.08	---	---
		5260	28.12	5246.08	5274.20	---	---
		5280	26.20	5268.20	5294.40	---	---
		5320	25.80	5306.76	5332.56	---	---
		5500	28.76	5486.72	5515.48	---	---
		5580	26.72	5566.52	5593.24	---	---
		5700	23.48	5688.88	5712.36	---	---
		5745	26.56	5731.36	5757.92	---	---
		5785	27.68	5770.20	5797.88	---	---
		5825	24.52	5812.44	5836.96	---	---
11N20SISO	Ant1	5180	28.16	5166.96	5195.12	---	---
		5200	30.24	5183.64	5213.88	---	---
		5240	31.92	5224.04	5255.96	---	---
		5260	28.32	5245.08	5273.40	---	---
		5280	27.28	5266.72	5294.00	---	---
		5320	26.44	5306.12	5332.56	---	---
		5500	27.64	5486.80	5514.44	---	---
		5580	27.08	5565.84	5592.92	---	---
		5700	24.96	5687.68	5712.64	---	---
		5745	28.28	5729.24	5757.52	---	---
		5785	27.92	5771.88	5799.80	---	---
		5825	24.32	5812.08	5836.40	---	---
11N40SISO	Ant1	5190	61.84	5160.96	5222.80	---	---
		5230	63.60	5194.40	5258.00	---	---
		5270	66.00	5238.64	5304.64	---	---
		5310	52.08	5289.28	5341.36	---	---
		5510	68.72	5475.68	5544.40	---	---
		5550	62.00	5519.36	5581.36	---	---
		5670	58.88	5637.28	5696.16	---	---
		5755	59.20	5720.60	5779.80	---	---
		5795	41.04	5774.28	5815.32	---	---
11AC20SISO	Ant1	5180	20.12	5169.96	5190.08	---	---
		5200	20.36	5189.88	5210.24	---	---
		5240	21.48	5229.84	5251.32	---	---
		5260	20.08	5250.00	5270.08	---	---
		5280	22.48	5269.84	5292.32	---	---
		5320	21.88	5309.52	5331.40	---	---
		5500	25.52	5485.76	5511.28	---	---

		5580	28.92	5566.12	5595.04	---	---
		5700	26.20	5686.32	5712.52	---	---
		5745	23.28	5732.68	5755.96	---	---
		5785	26.28	5770.88	5797.16	---	---
		5825	27.76	5810.16	5837.92	---	---
11AC40SISO	Ant1	5190	41.04	5169.36	5210.40	---	---
		5230	40.72	5209.60	5250.32	---	---
		5270	49.04	5249.68	5298.72	---	---
		5310	40.72	5289.68	5330.40	---	---
		5510	62.56	5473.20	5535.76	---	---
		5550	42.24	5529.52	5571.76	---	---
		5670	40.72	5649.60	5690.32	---	---
		5755	41.28	5733.88	5775.16	---	---
		5795	40.88	5774.36	5815.24	---	---
11AC80SISO	Ant1	5210	80.64	5170.32	5250.96	---	---
		5290	82.08	5250.00	5332.08	---	---
		5530	80.16	5490.00	5570.16	---	---
		5610	79.68	5570.16	5649.84	---	---
		5775	80.64	5735.00	5815.64	---	---

2.1.Test Graphs

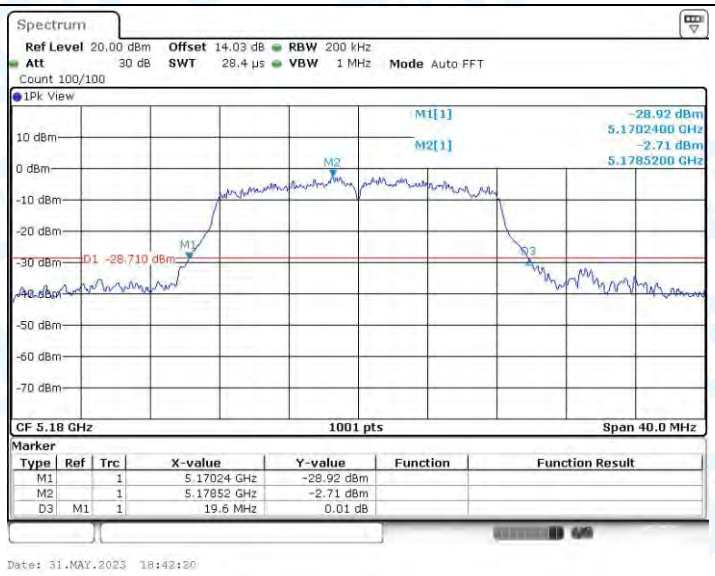

11A_Ant1_5180

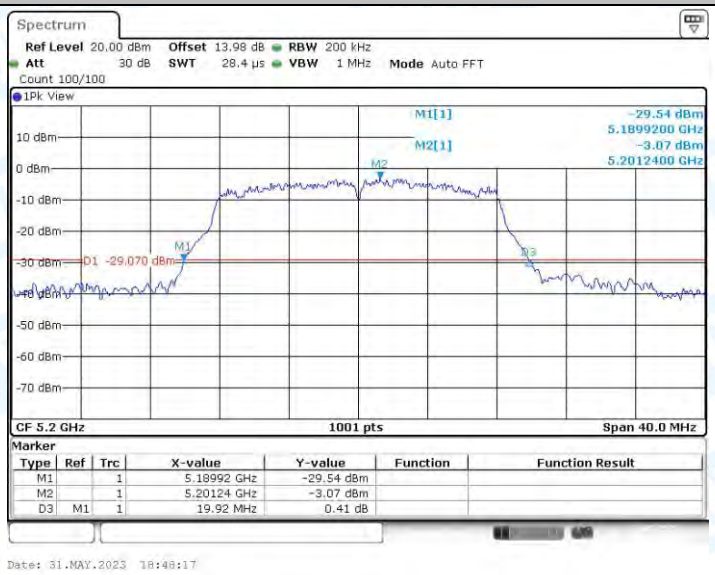

11A_Ant1_5200

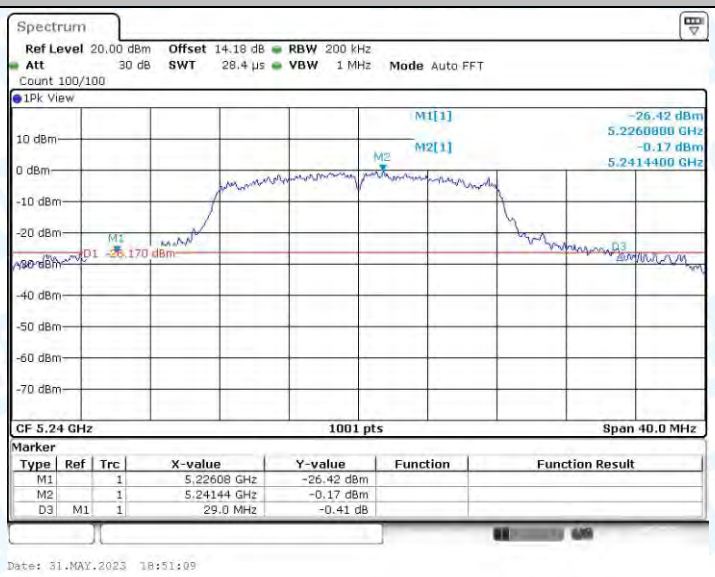

11A_Ant1_5240

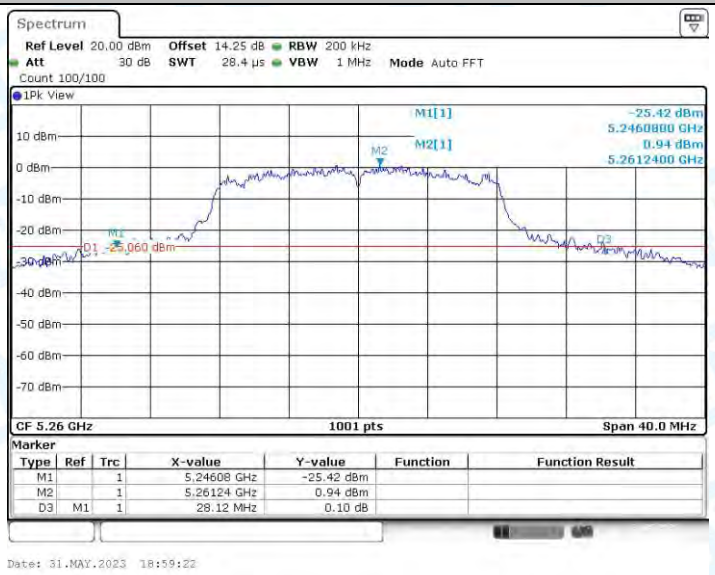

11A_Ant1_5260

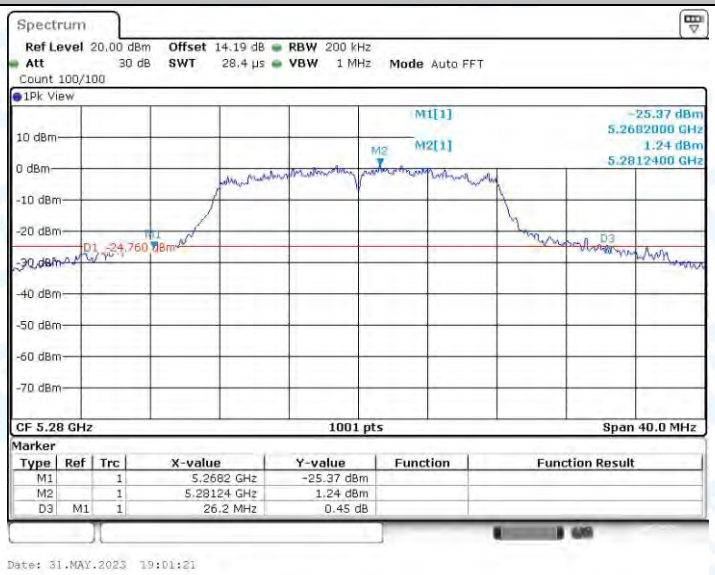

11A_Ant1_5280

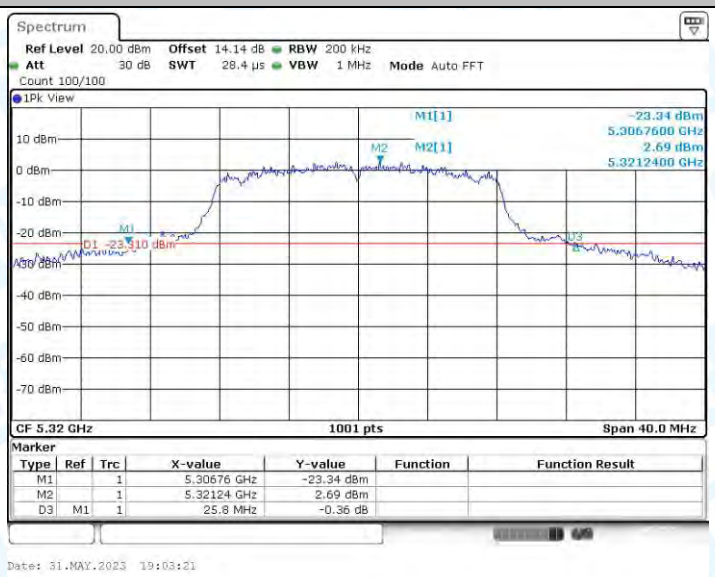

11A_Ant1_5320

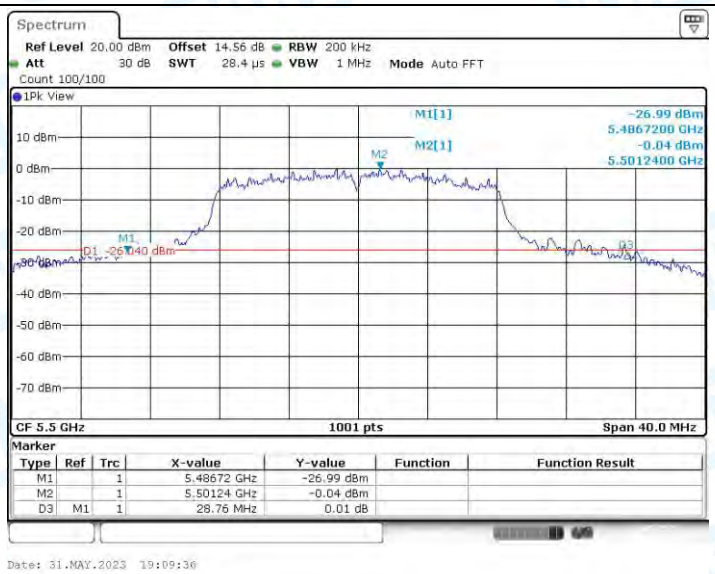

11A_Ant1_5500

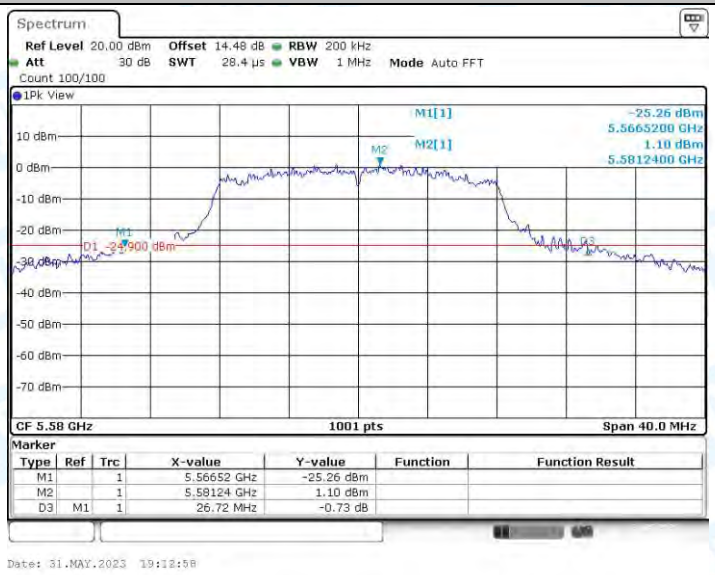

11A_Ant1_5580

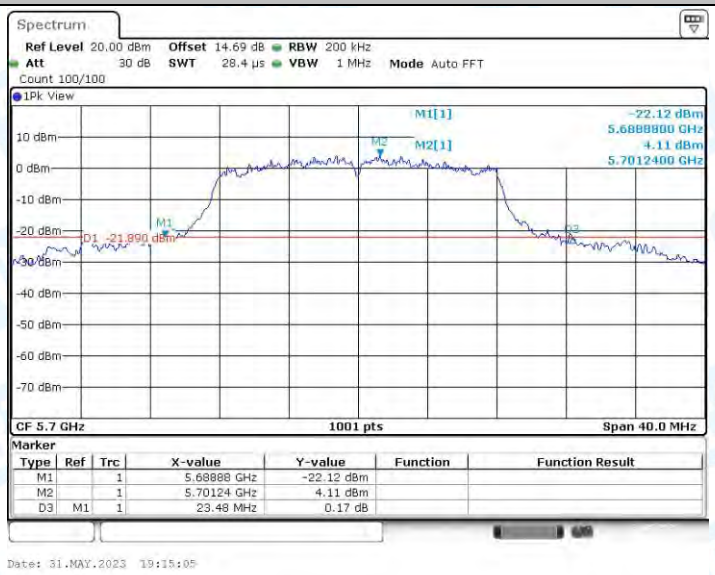

11A_Ant1_5700

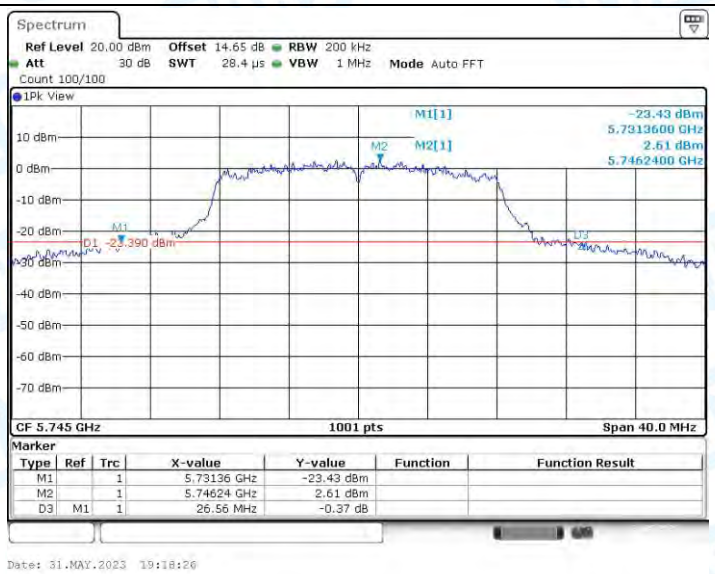

11A_Ant1_5745

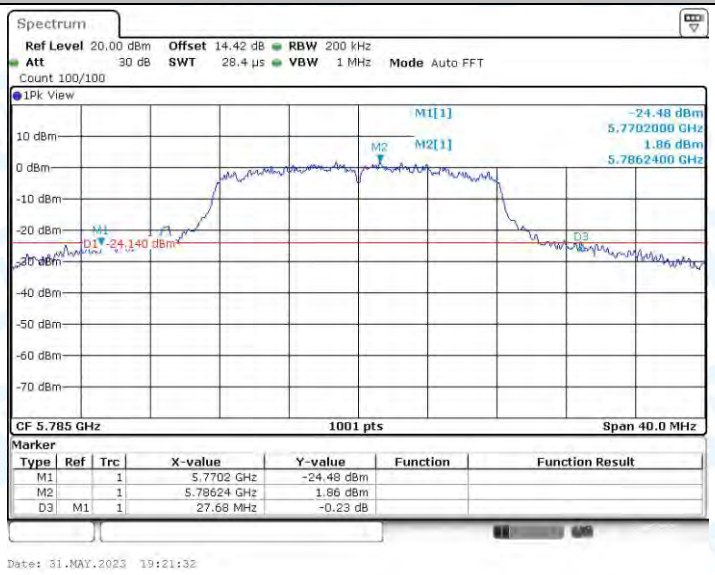

11A_Ant1_5785

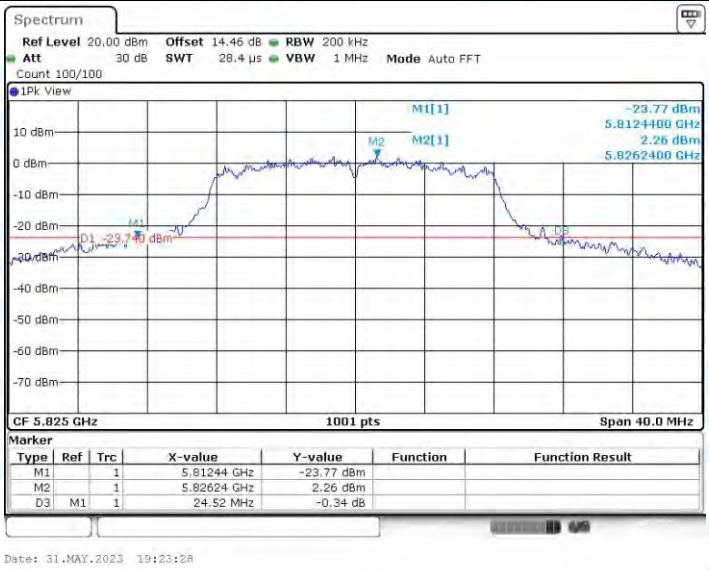

11A_Ant1_5825

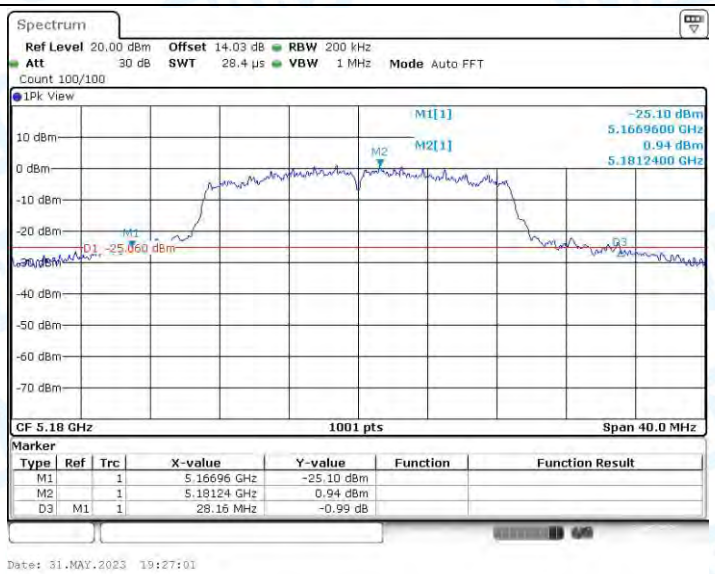

11N20SISO_Ant1_5180

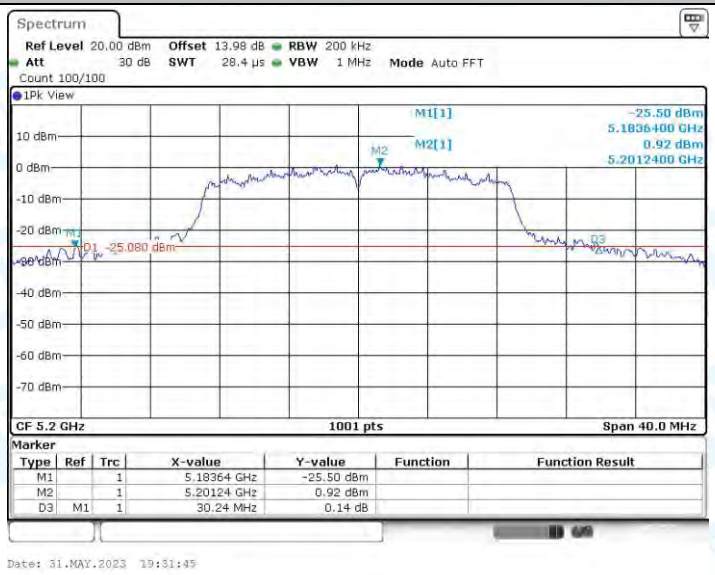

11N20SISO_Ant1_5200

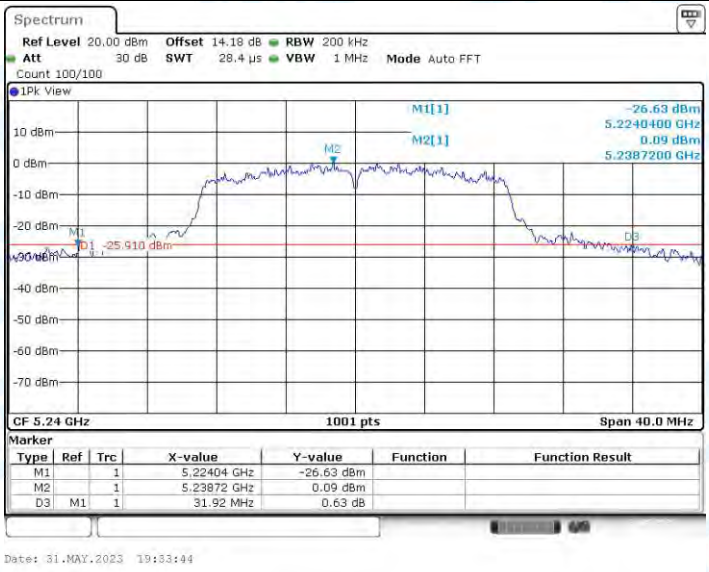

11N20SISO_Ant1_5240

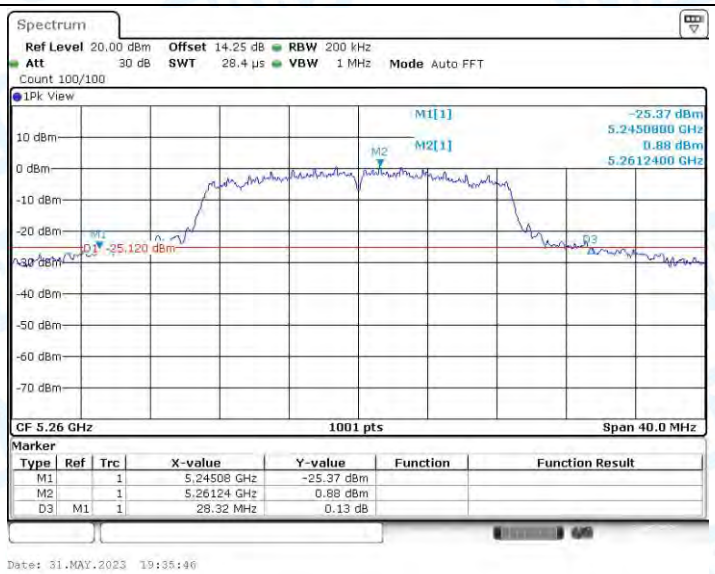

11N20SISO_Ant1_5260

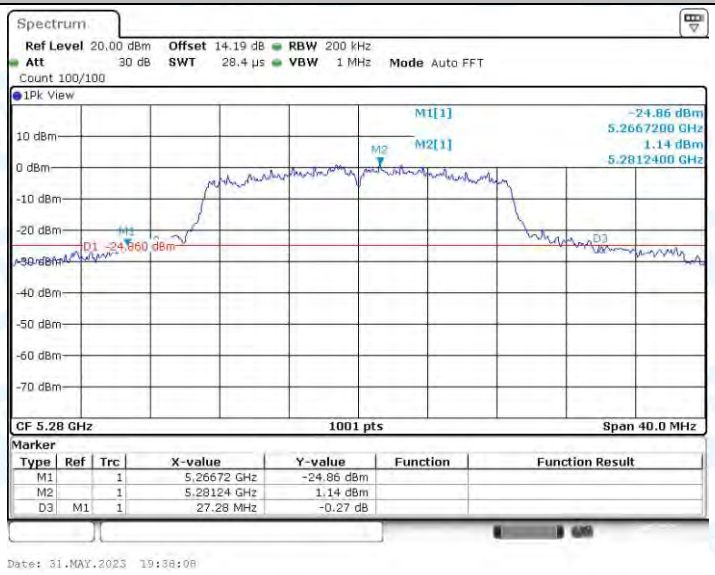

11N20SISO_Ant1_5280

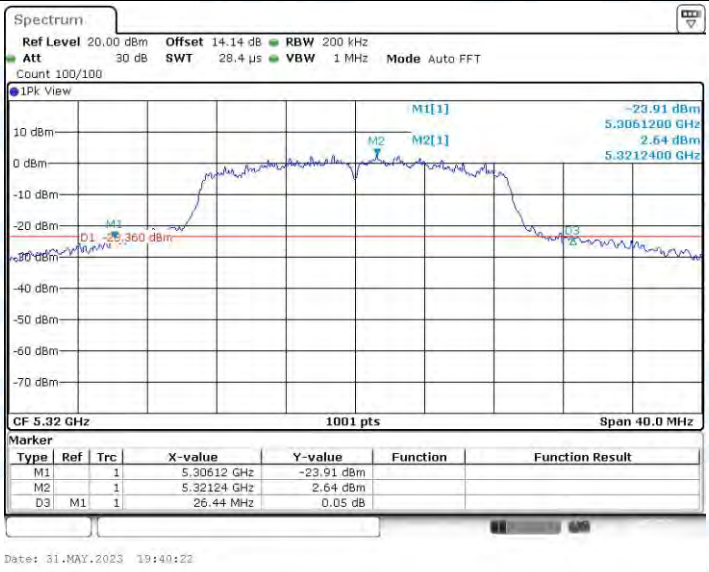

11N20SISO_Ant1_5320

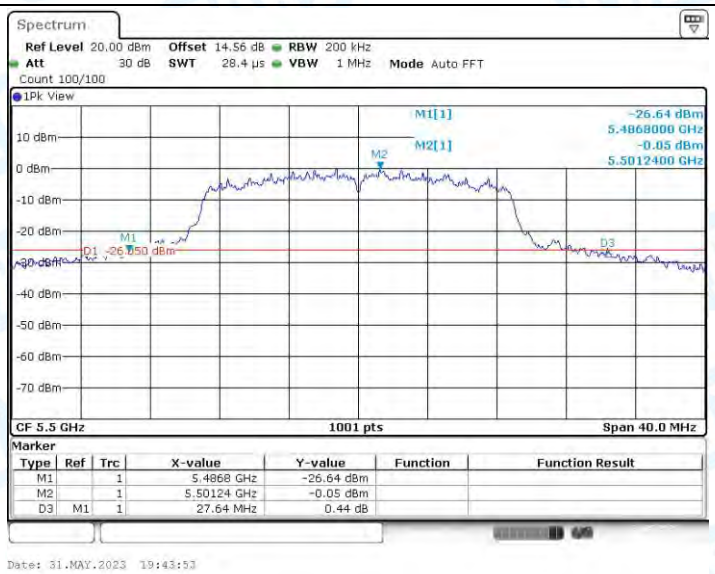

11N20SISO_Ant1_5500

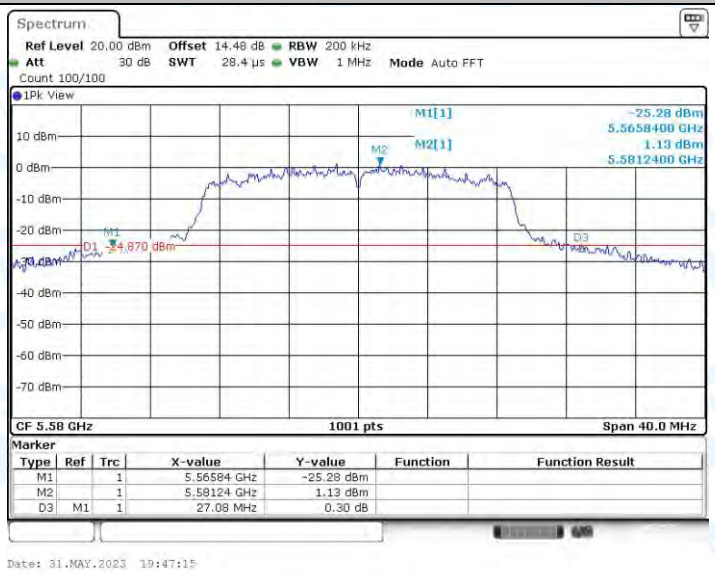

11N20SISO_Ant1_5580

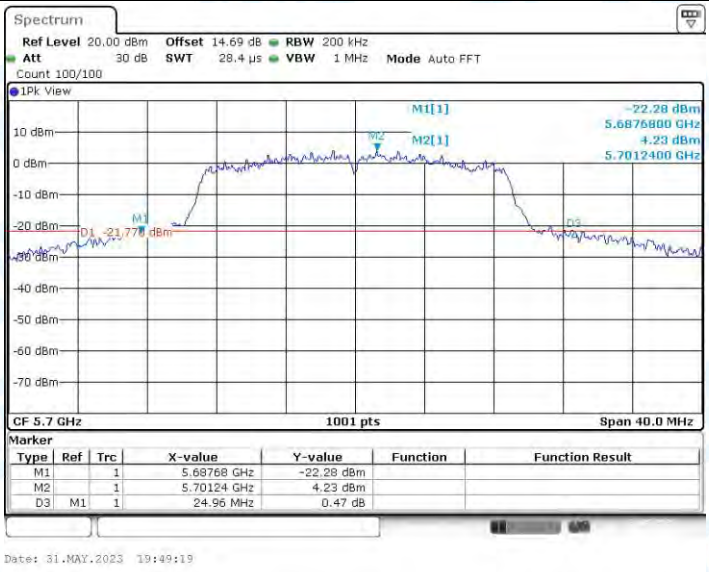

11N20SISO_Ant1_5700

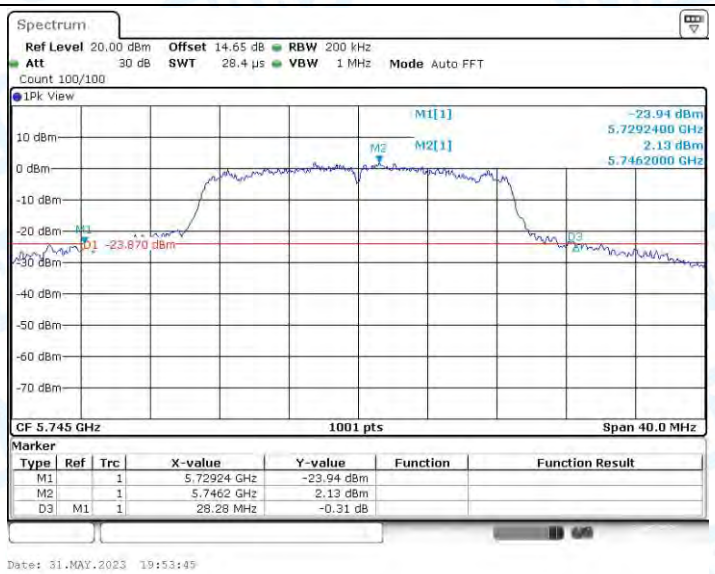

11N20SISO_Ant1_5745

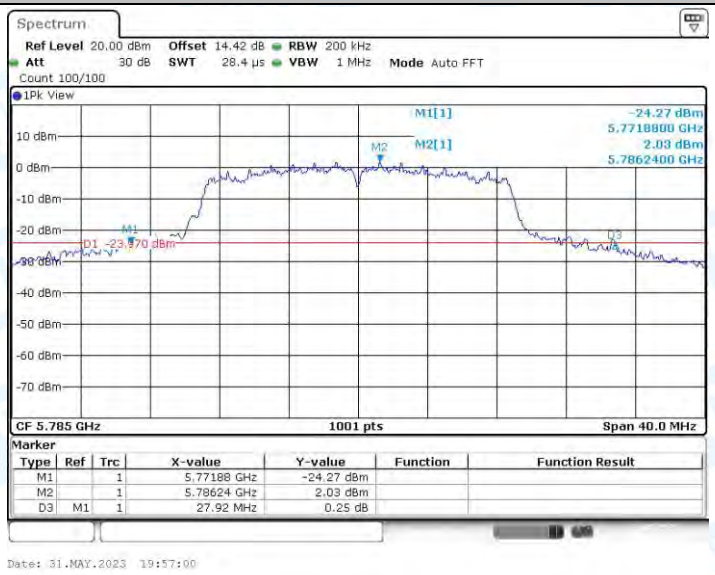

11N20SISO_Ant1_5785

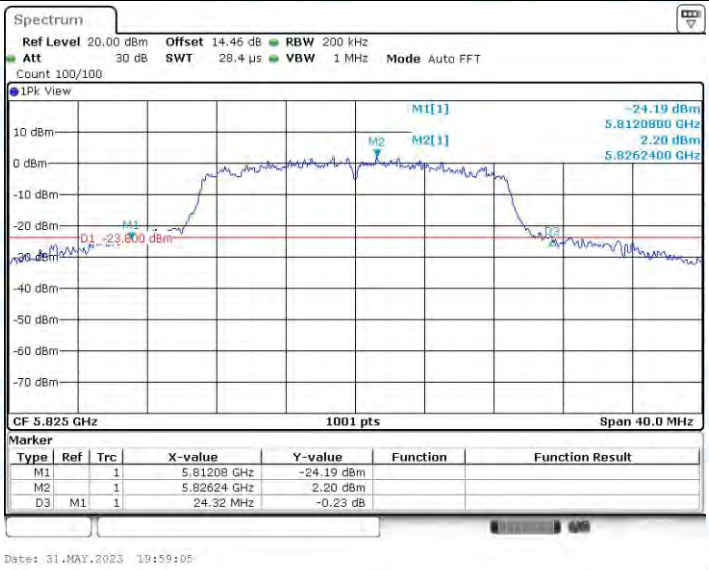

11N20SISO_Ant1_5825

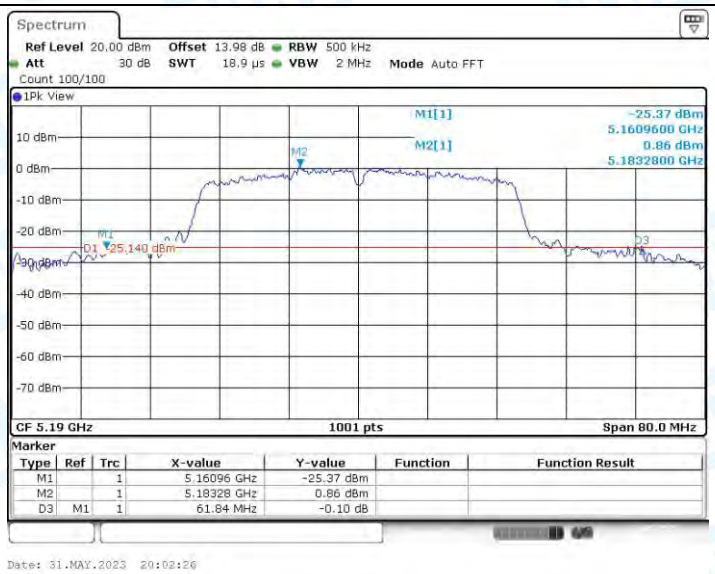

11N40SISO_Ant1_5190

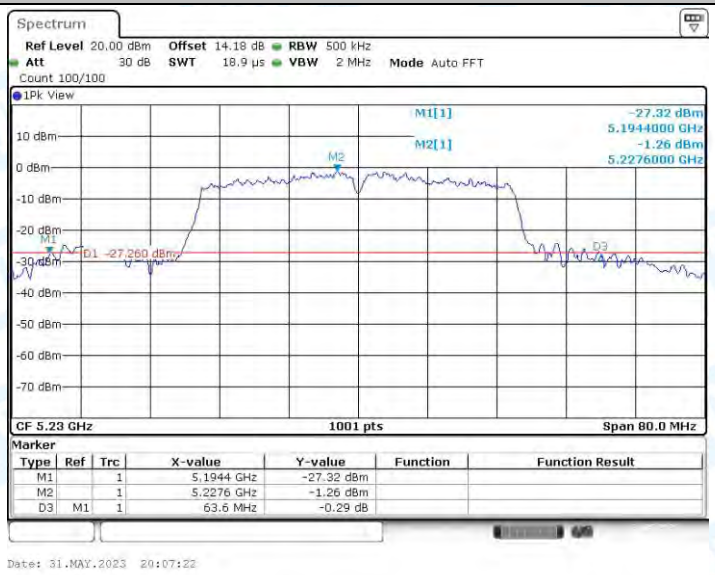

11N40SISO_Ant1_5230

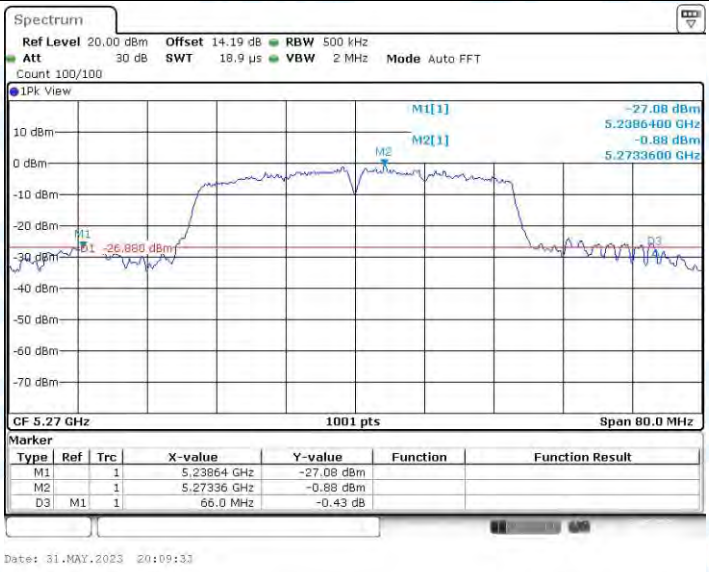

11N40SISO_Ant1_5270

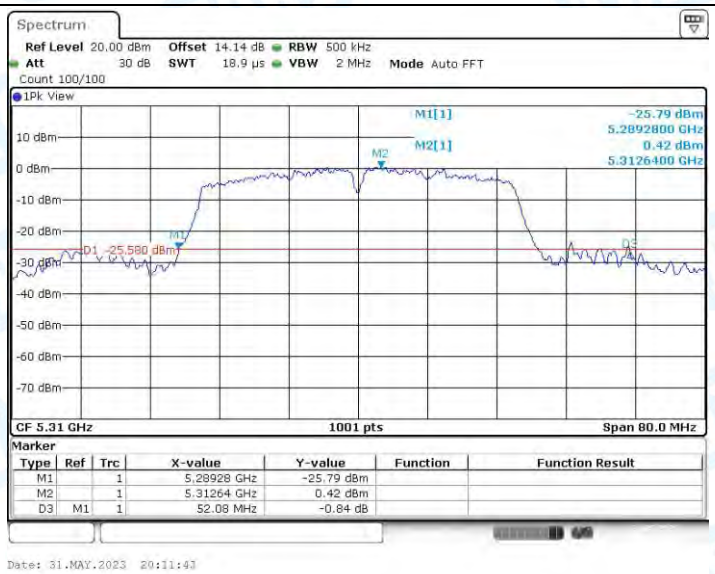

11N40SISO_Ant1_5310

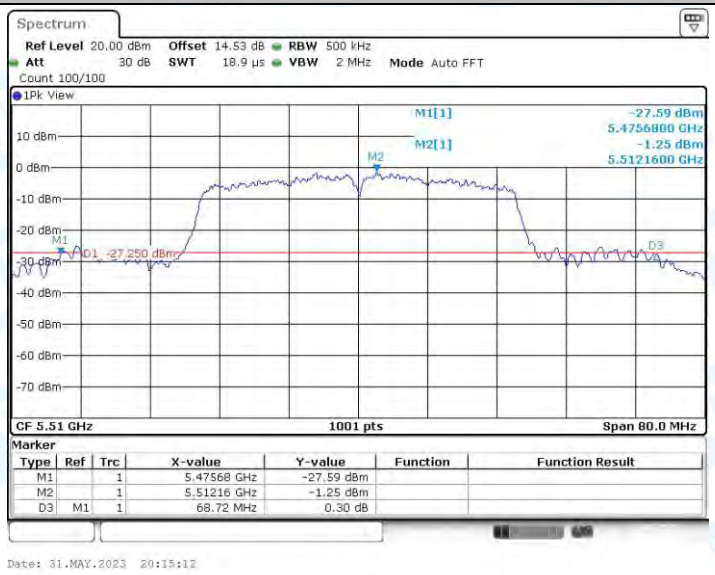

11N40SISO_Ant1_5510

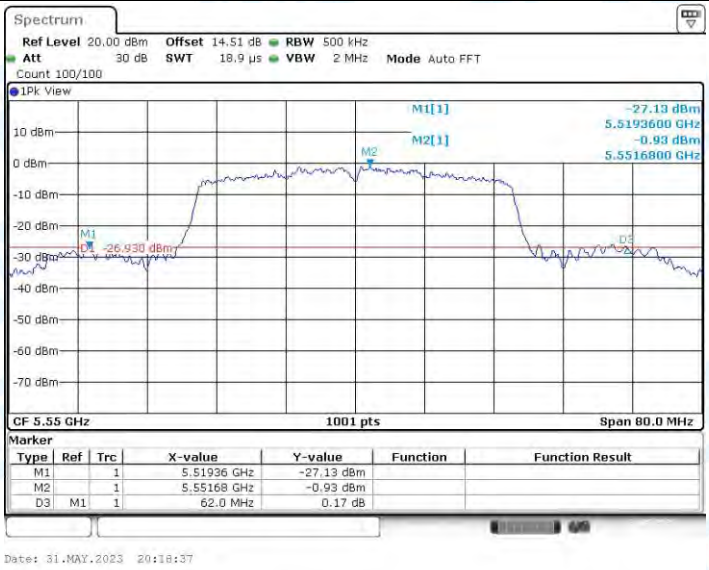

11N40SISO_Ant1_5550

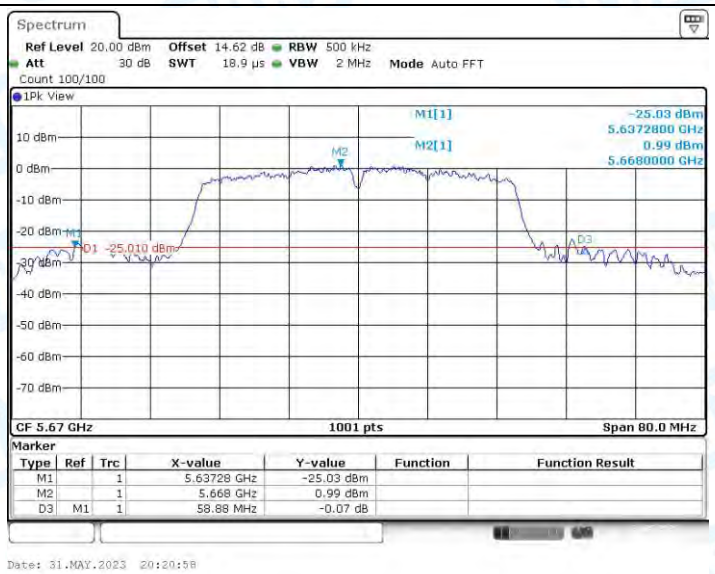

11N40SISO_Ant1_5670

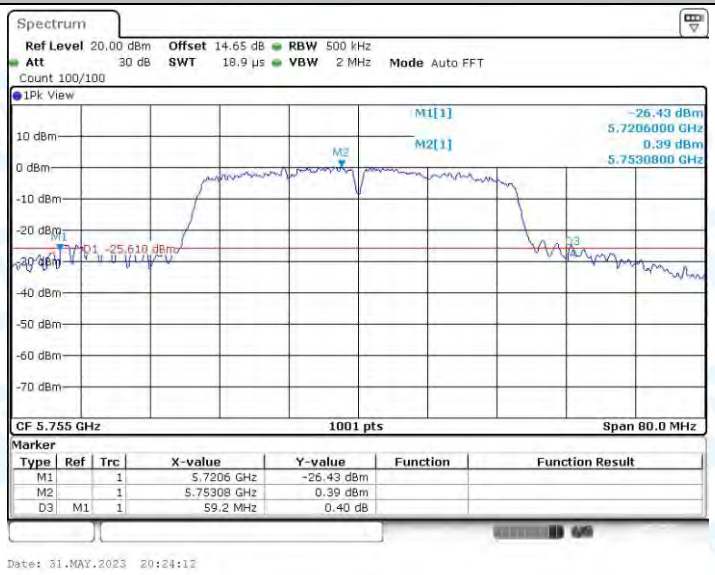

11N40SISO_Ant1_5755

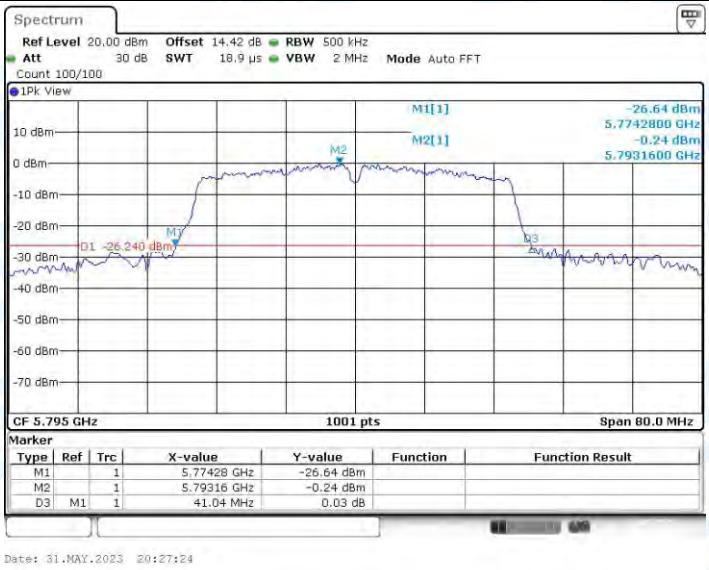

11N40SISO_Ant1_5795

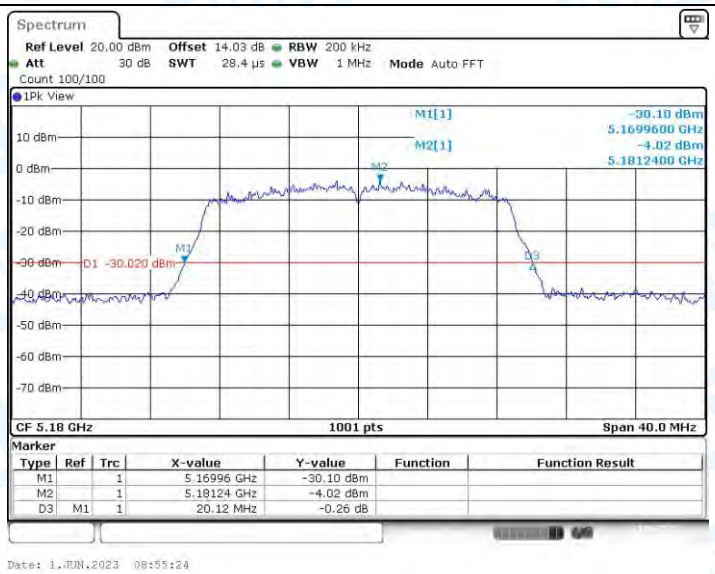

11AC20SISO_Ant1_5180

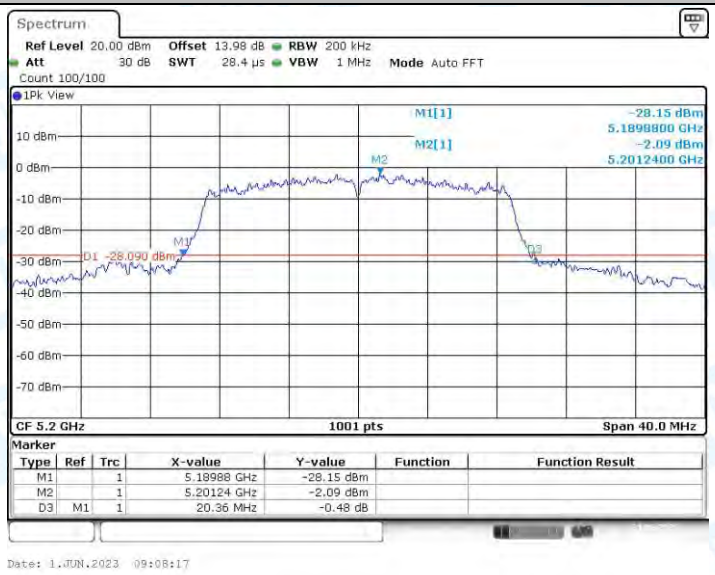

11AC20SISO_Ant1_5200

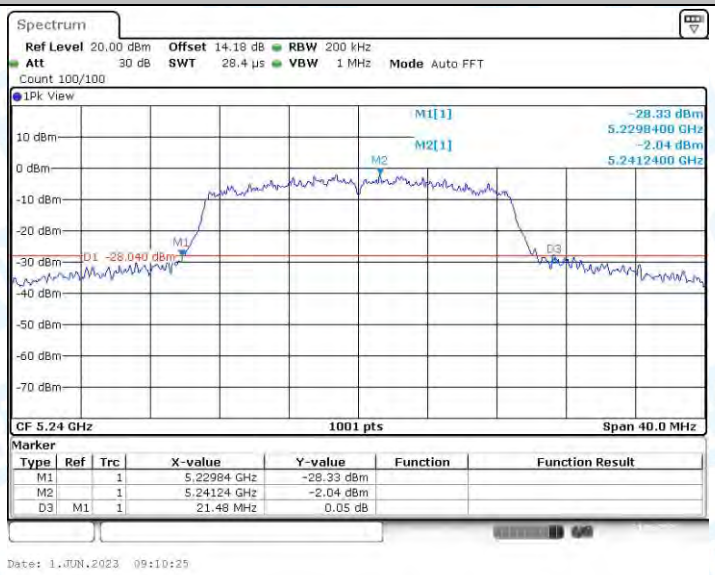

11AC20SISO_Ant1_5240

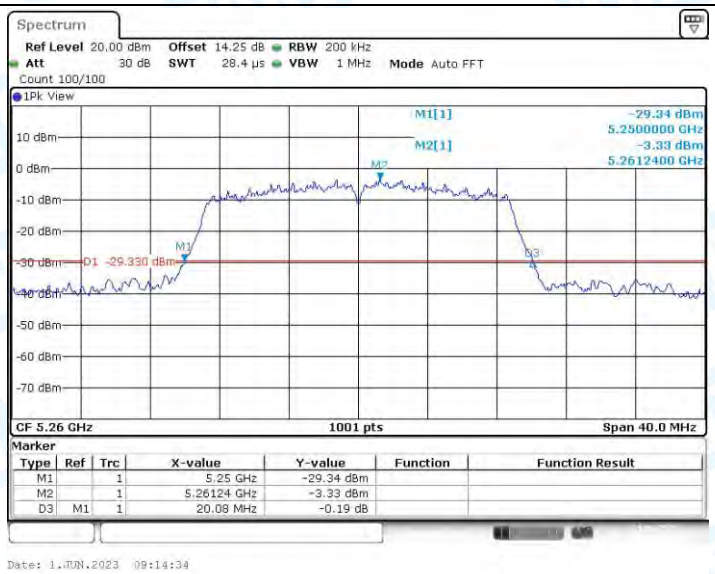

11AC20SISO_Ant1_5260

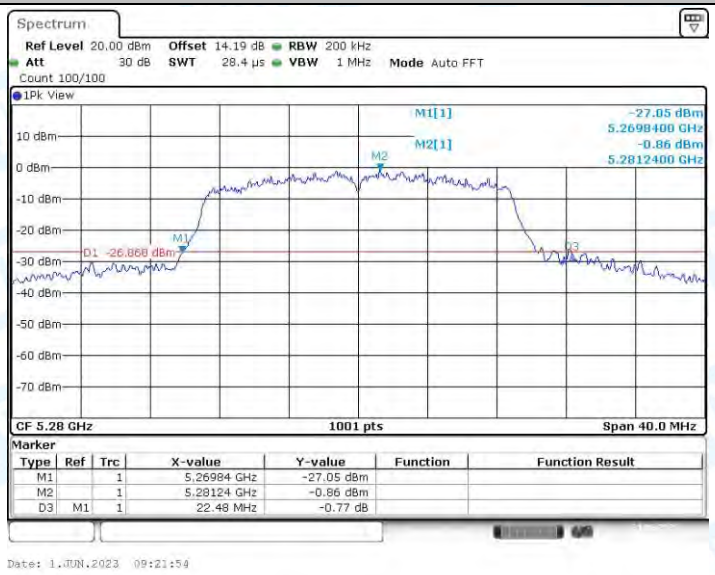

11AC20SISO_Ant1_5280

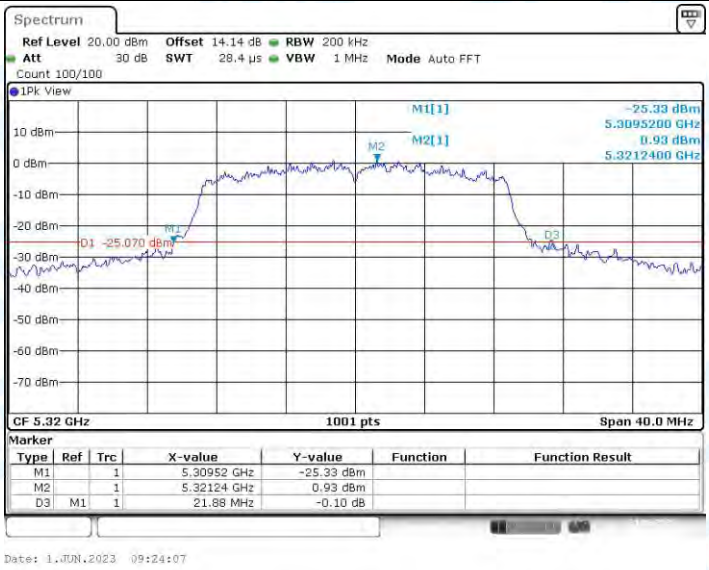

11AC20SISO_Ant1_5320

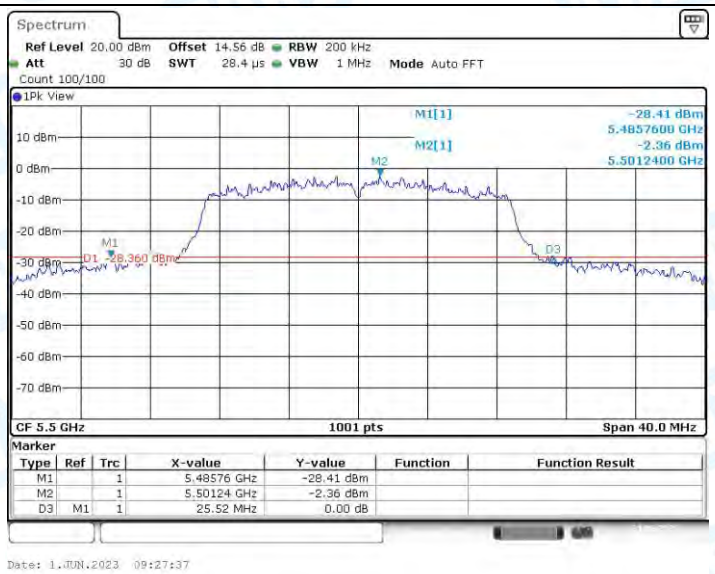

11AC20SISO_Ant1_5500

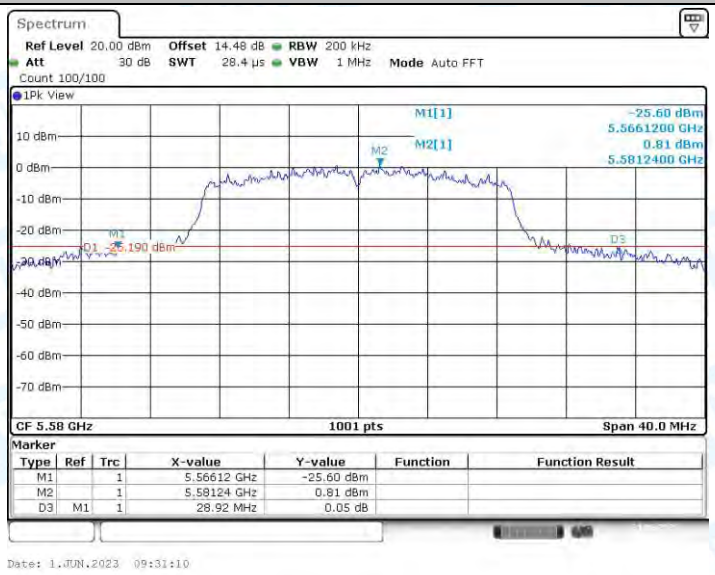

11AC20SISO_Ant1_5580

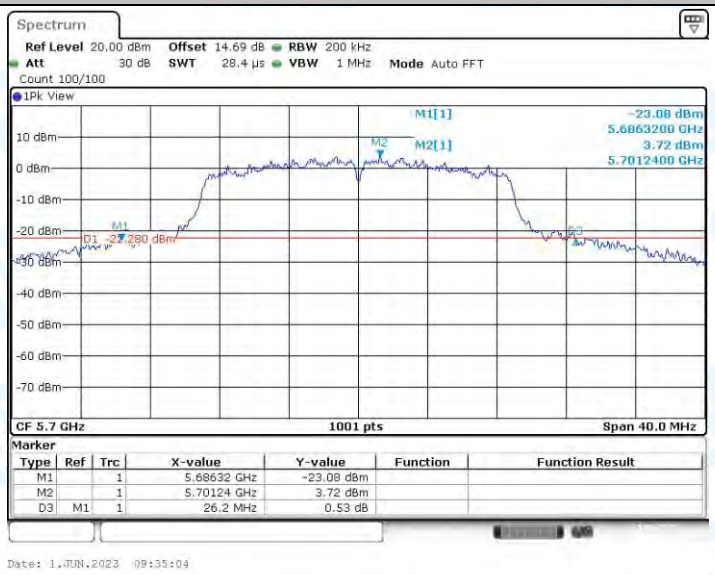

11AC20SISO_Ant1_5700

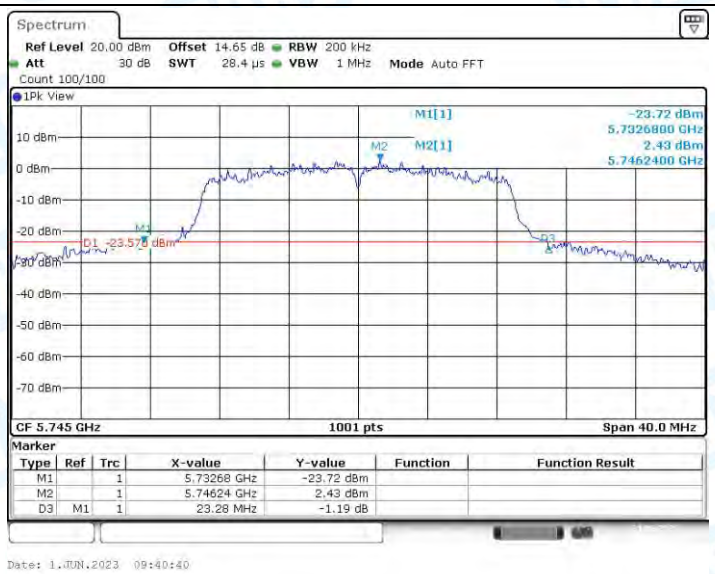

11AC20SISO_Ant1_5745

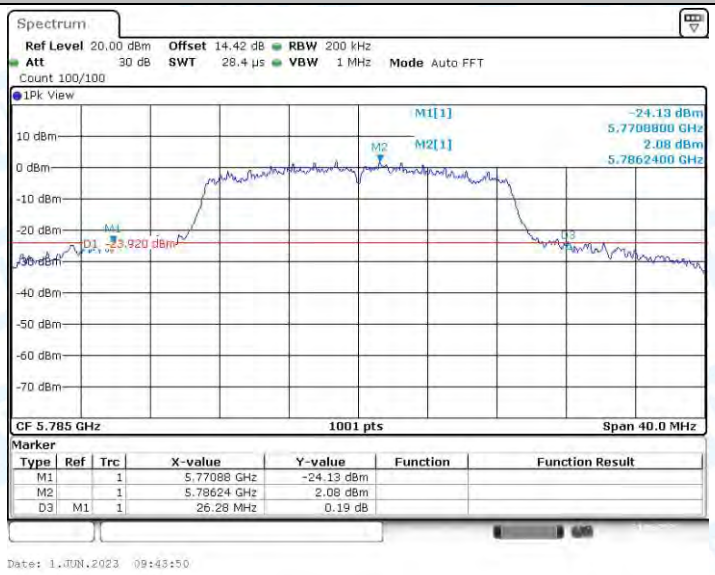

11AC20SISO_Ant1_5785

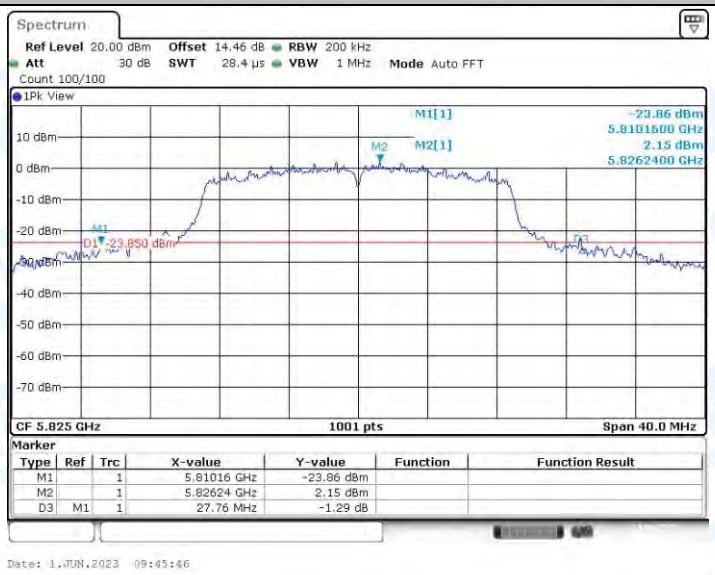

11AC20SISO_Ant1_5825

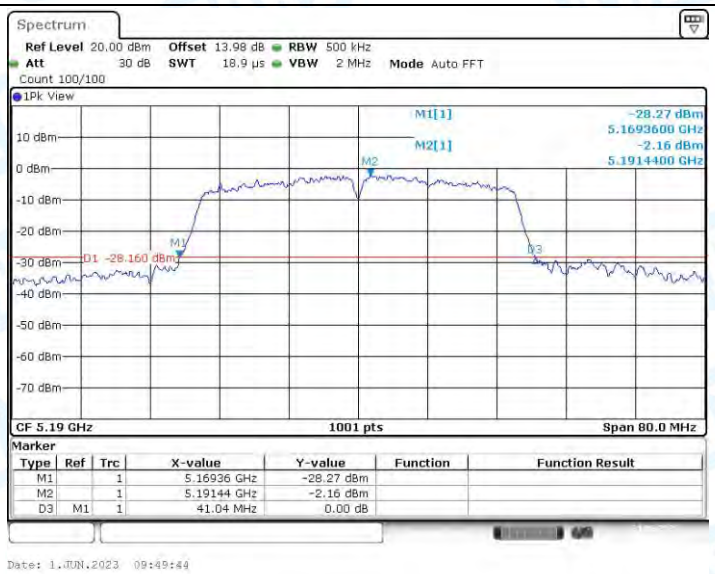

11AC40SISO_Ant1_5190

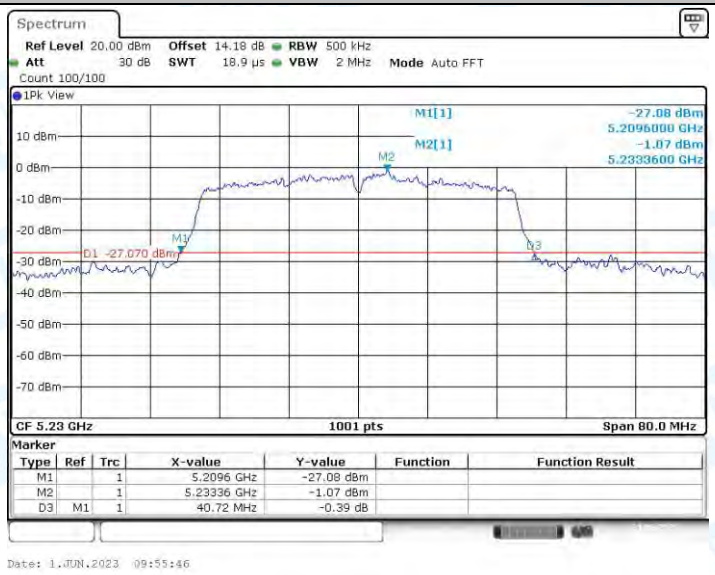

11AC40SISO_Ant1_5230

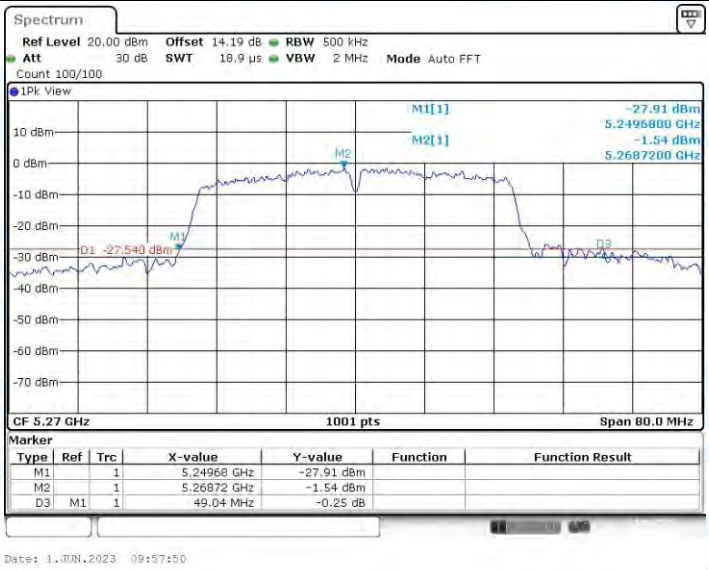

11AC40SISO_Ant1_5270

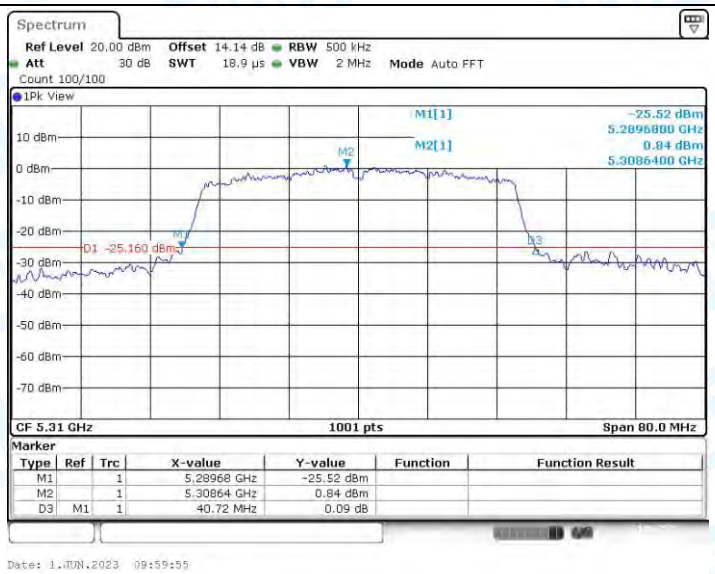

11AC40SISO_Ant1_5310

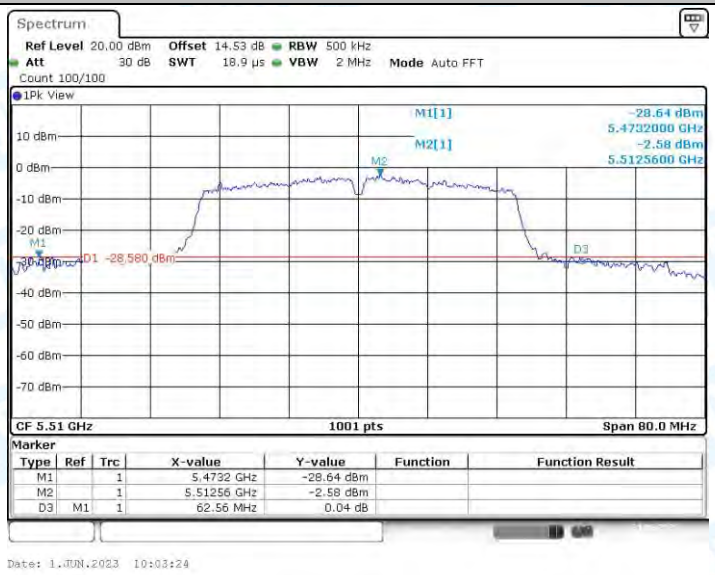

11AC40SISO_Ant1_5510

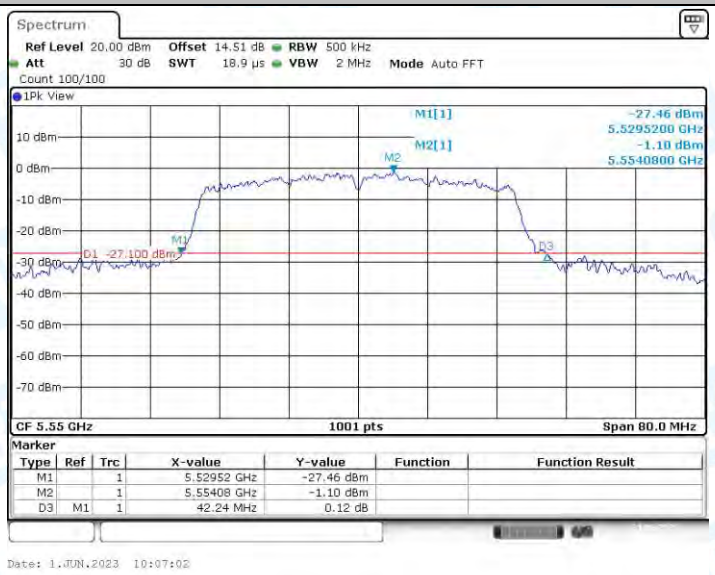

11AC40SISO_Ant1_5550

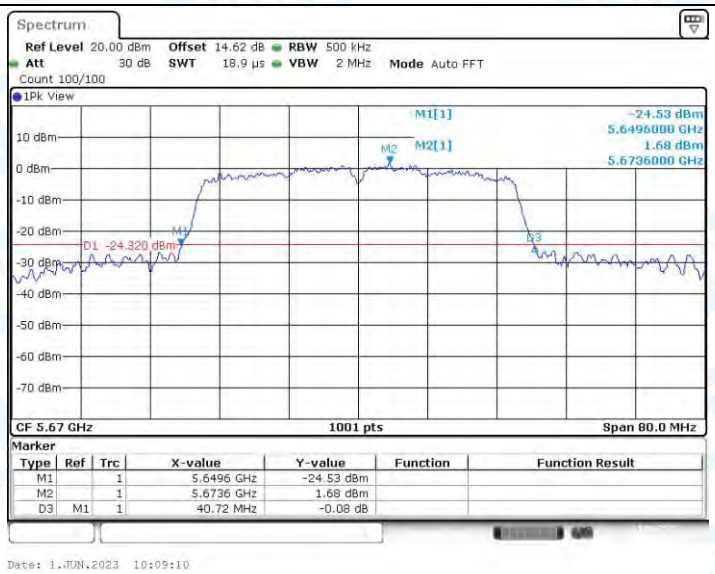

11AC40SISO_Ant1_5670

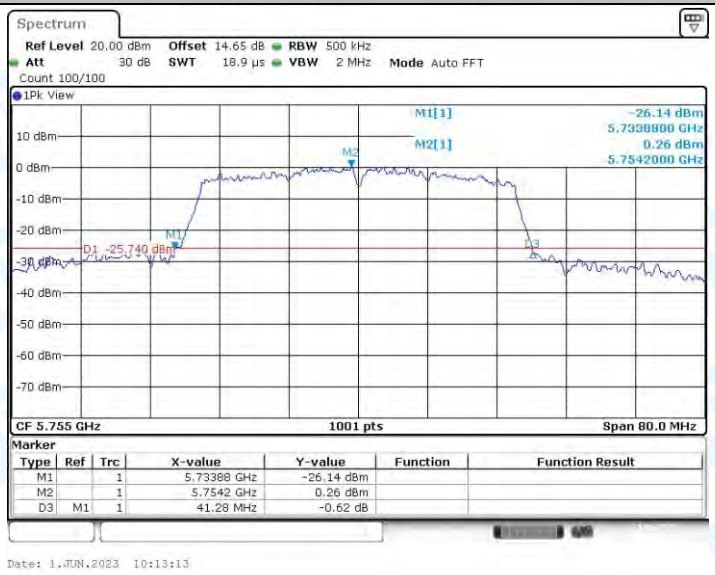

11AC40SISO_Ant1_5755

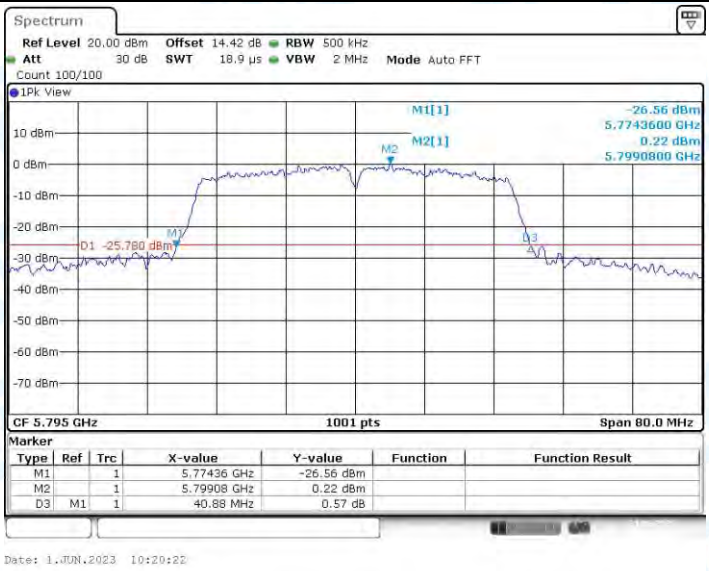

11AC40SISO_Ant1_5795

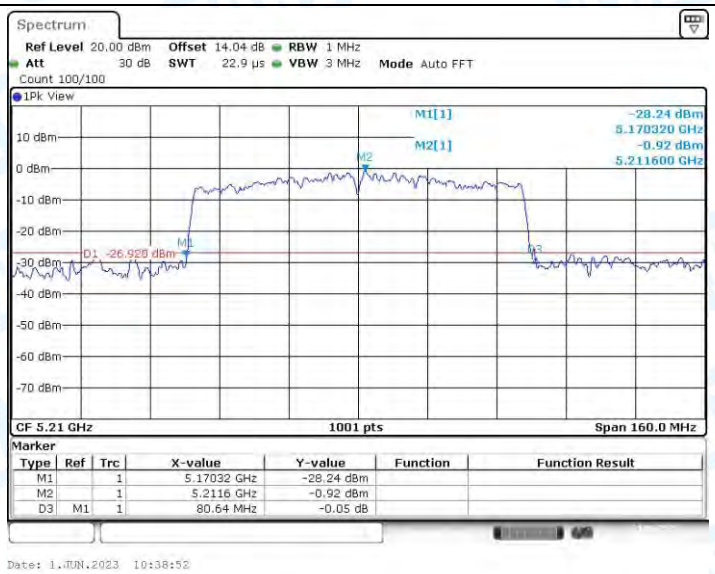

11AC80SISO_Ant1_5210

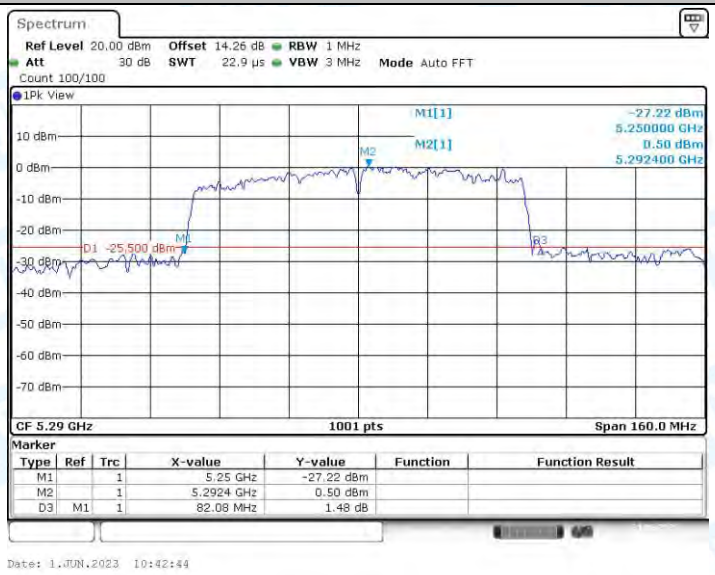

11AC80SISO_Ant1_5290

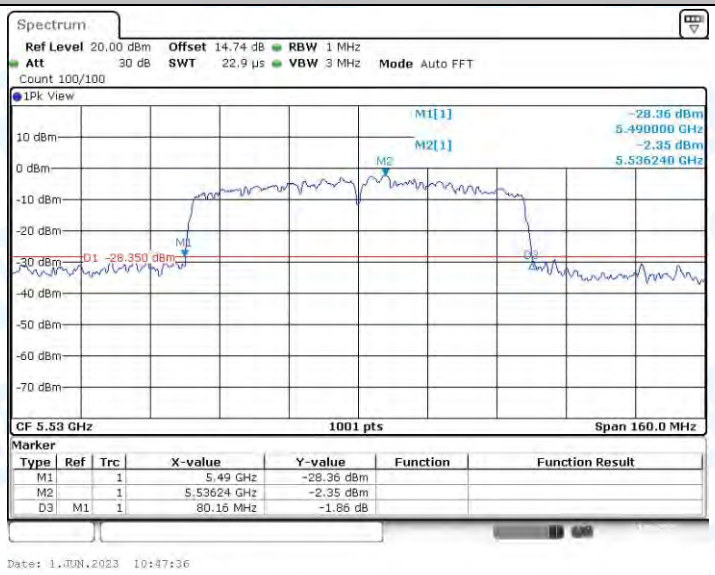

11AC80SISO_Ant1_5530

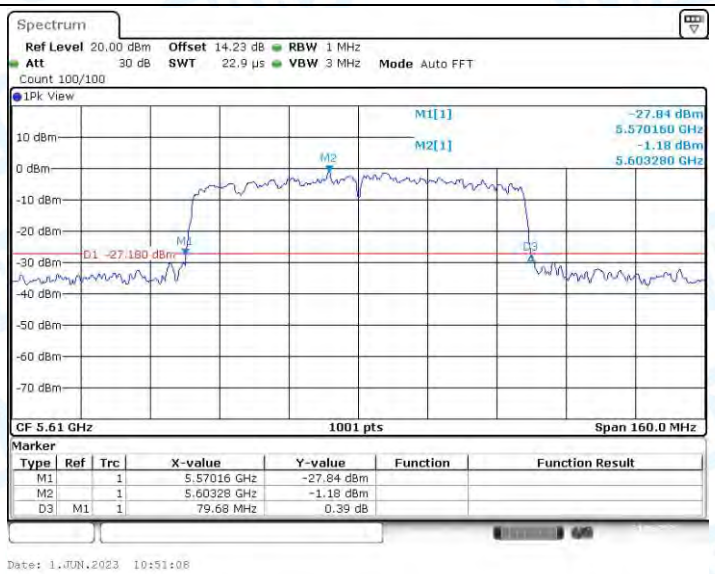

11AC80SISO_Ant1_5610

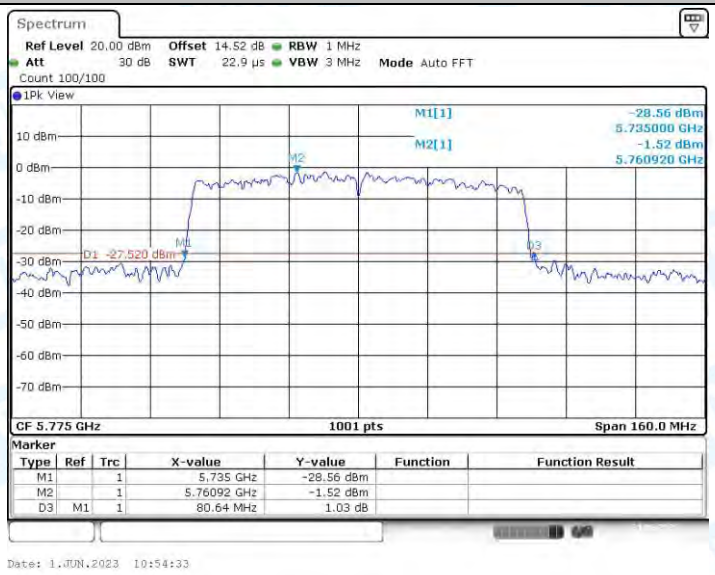

11AC80SISO_Ant1_5775

2. Occupied channel bandwidth

2.1.Test Result

TestMode	Antenna	Channel	OCB [MHz]	FL[MHz]	FH[MHz]	Limit[MHz]	Verdict
11A	Ant1	5180	17.023	5171.4086	5188.4316	---	---
		5200	16.903	5191.5285	5208.4316	---	---
		5240	17.542	5231.4885	5249.0310	---	---
		5260	17.183	5251.3686	5268.5514	---	---
		5280	17.463	5271.3287	5288.7912	---	---
		5320	17.303	5311.4086	5328.7113	---	---
		5500	17.303	5491.2887	5508.5914	---	---
		5580	17.263	5571.3287	5588.5914	---	---
		5700	17.502	5691.1688	5708.6713	---	---
		5745	17.023	5736.5285	5753.5514	---	---
		5785	16.943	5776.5285	5793.4715	---	---
		5825	16.943	5816.6084	5833.5514	---	---
11N20SISO	Ant1	5180	18.302	5171.0490	5189.3506	---	---
		5200	18.142	5190.8891	5209.0310	---	---
		5240	18.182	5230.9690	5249.1508	---	---
		5260	18.262	5250.6893	5268.9510	---	---
		5280	18.422	5271.0090	5289.4306	---	---
		5320	18.222	5310.8492	5329.0709	---	---
		5500	18.062	5490.9291	5508.9910	---	---
		5580	17.902	5571.0490	5588.9510	---	---
		5700	18.222	5690.6494	5708.8711	---	---
		5745	18.142	5735.8891	5754.0310	---	---
		5785	18.302	5775.7293	5794.0310	---	---
		5825	18.701	5815.2897	5833.9910	---	---
11N40SISO	Ant1	5190	36.763	5171.6983	5208.4615	---	---
		5230	36.124	5211.8581	5247.9820	---	---
		5270	36.284	5252.1778	5288.4615	---	---
		5310	36.284	5292.0180	5328.3017	---	---
		5510	35.884	5492.0979	5527.9820	---	---
		5550	36.204	5531.9381	5568.1419	---	---
		5670	36.204	5651.9381	5688.1419	---	---
		5755	36.284	5736.9381	5773.2218	---	---
		5795	36.124	5776.8581	5812.9820	---	---
11AC20SISO	Ant1	5180	18.182	5170.8891	5189.0709	---	---
		5200	17.822	5191.0490	5208.8711	---	---
		5240	17.862	5231.1289	5248.9910	---	---
		5260	17.822	5251.0490	5268.8711	---	---
		5280	17.982	5271.1688	5289.1508	---	---
		5320	17.862	5311.1688	5329.0310	---	---
		5500	18.062	5490.9690	5509.0310	---	---

		5580	18.022	5570.9291	5588.9510	---	---
		5700	18.142	5690.8092	5708.9510	---	---
		5745	18.022	5735.8891	5753.9111	---	---
		5785	18.262	5775.7692	5794.0310	---	---
		5825	17.862	5816.0490	5833.9111	---	---
11AC40SISO	Ant1	5190	36.044	5172.2577	5208.3017	---	---
		5230	36.204	5211.9381	5248.1419	---	---
		5270	36.523	5252.0180	5288.5415	---	---
		5310	36.204	5291.9381	5328.1419	---	---
		5510	36.364	5491.6983	5528.0619	---	---
		5550	36.204	5531.9381	5568.1419	---	---
		5670	36.204	5651.9381	5688.1419	---	---
		5755	36.763	5736.8581	5773.6214	---	---
		5795	36.124	5776.8581	5812.9820	---	---
11AC80SISO	Ant1	5210	76.084	5172.2777	5248.3616	---	---
		5290	75.764	5252.4376	5328.2018	---	---
		5530	75.924	5491.9580	5567.8821	---	---
		5610	75.445	5572.2777	5647.7223	---	---
		5775	75.604	5737.1179	5812.7223	---	---

2.2.Test Graphs

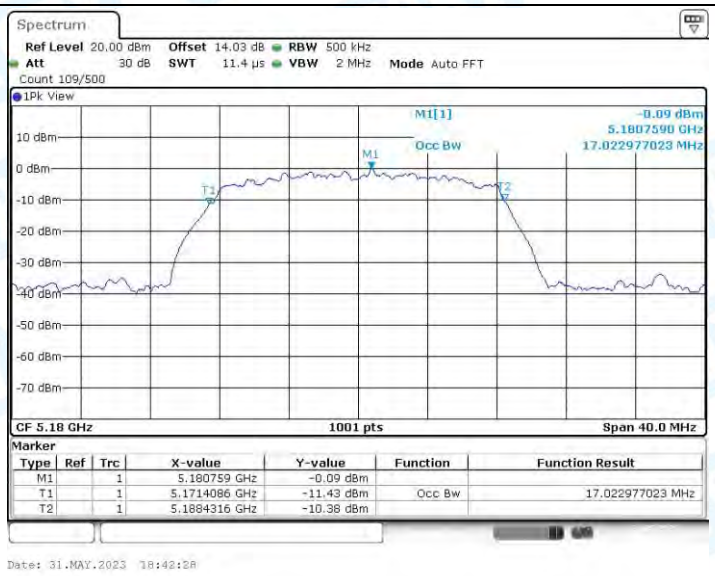

11A_Ant1_5180

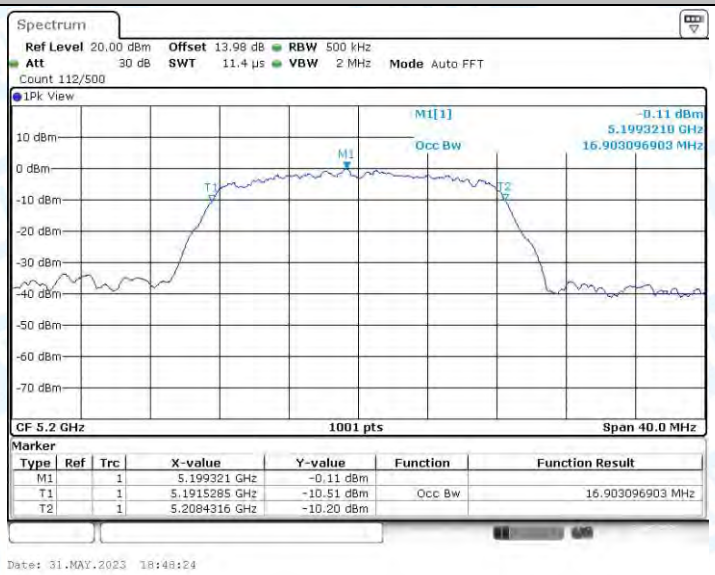

11A_Ant1_5200

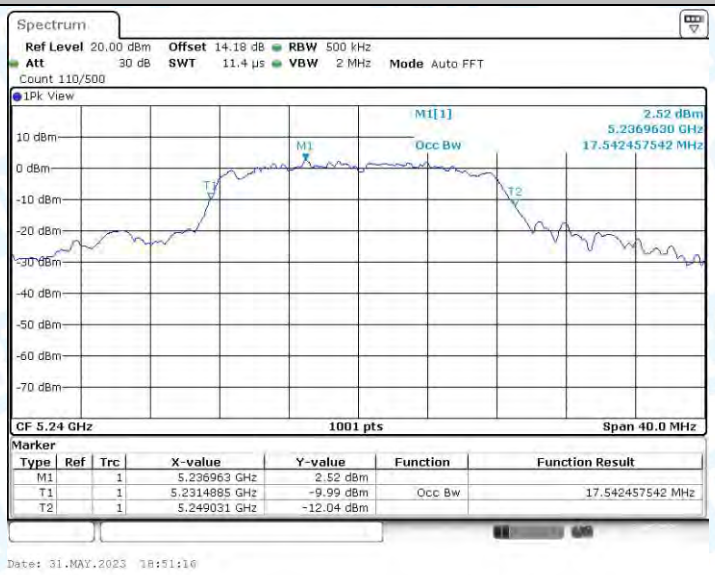

11A_Ant1_5240

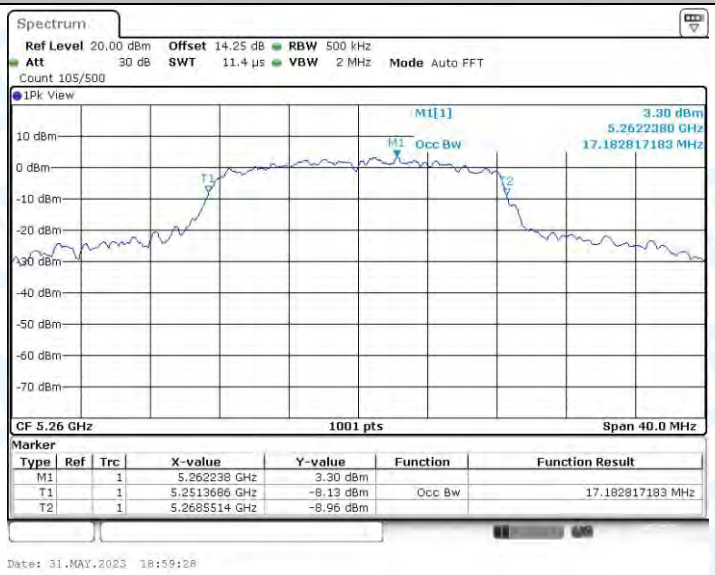

11A_Ant1_5260

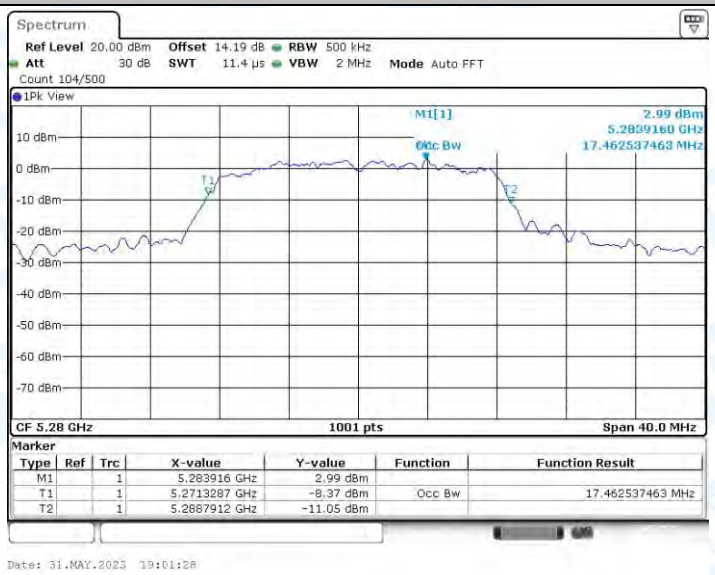

11A_Ant1_5280

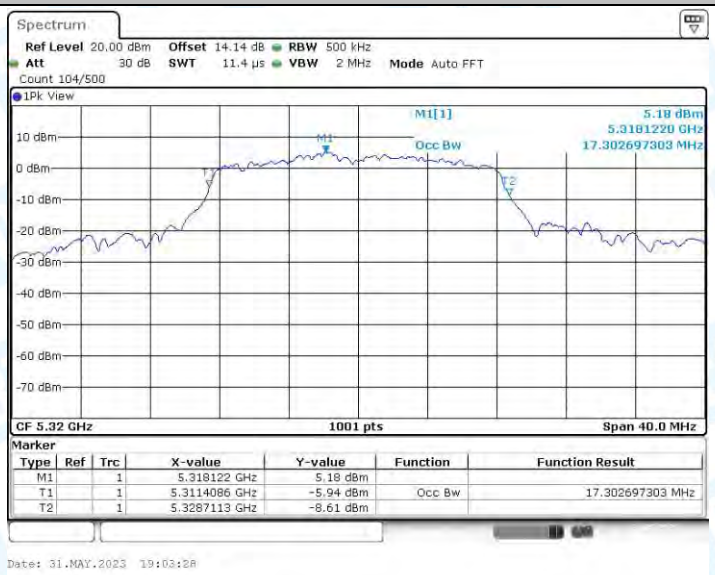

11A_Ant1_5320

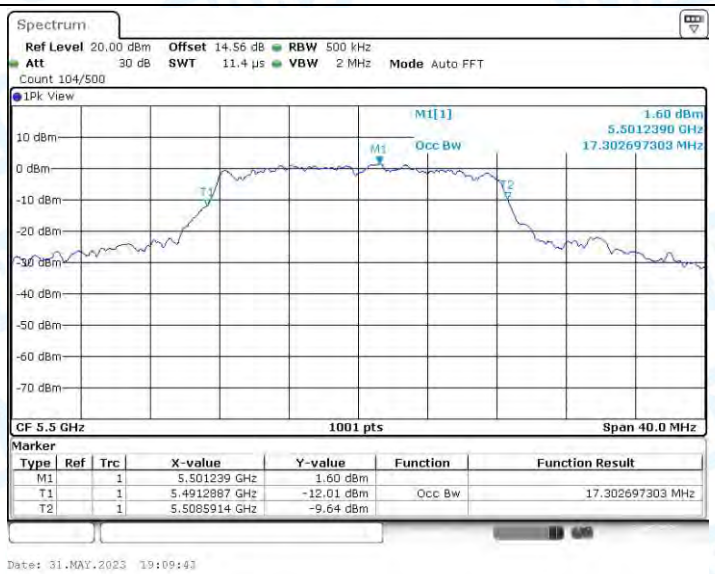

11A_Ant1_5500

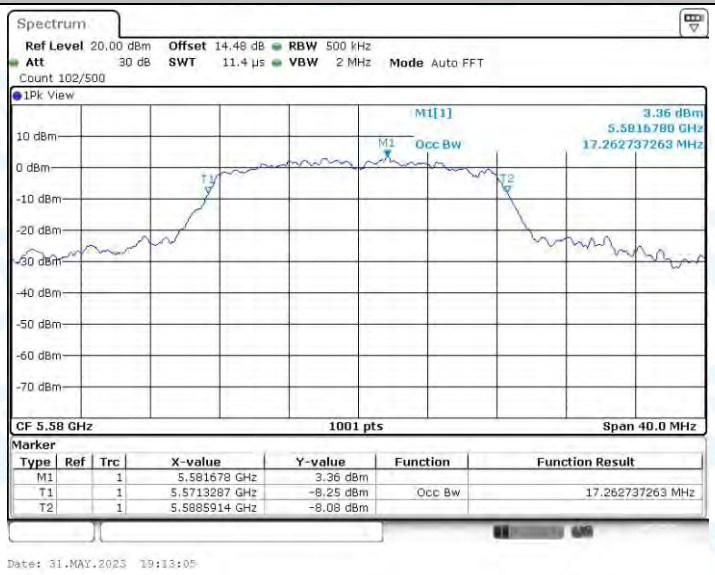

11A_Ant1_5580

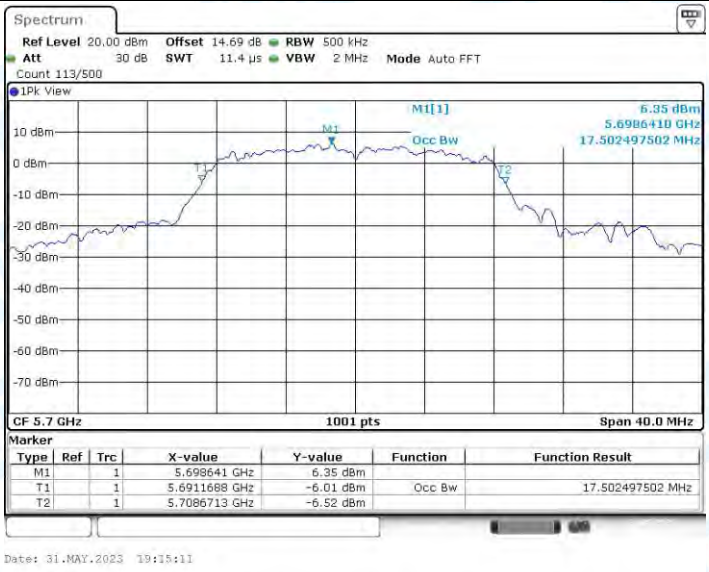

11A_Ant1_5700

11A_Ant1_5745

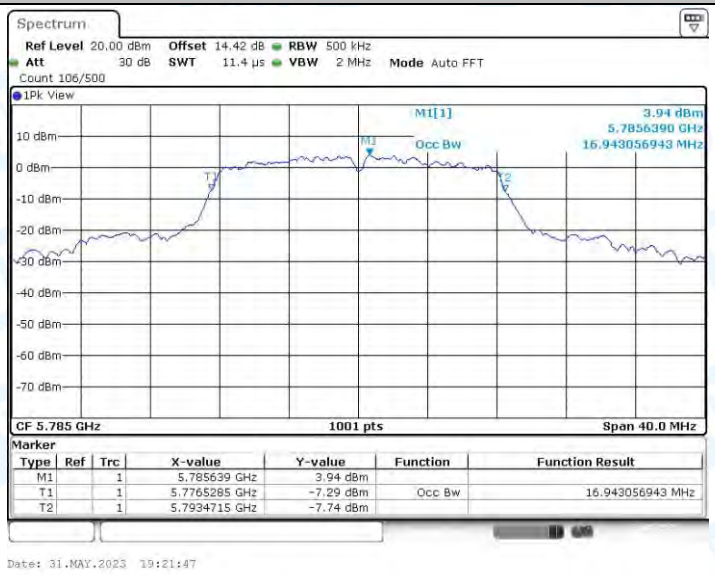

11A_Ant1_5785

11A_Ant1_5825

11N20SISO_Ant1_5180

11N20SISO_Ant1_5200

11N20SISO_Ant1_5240

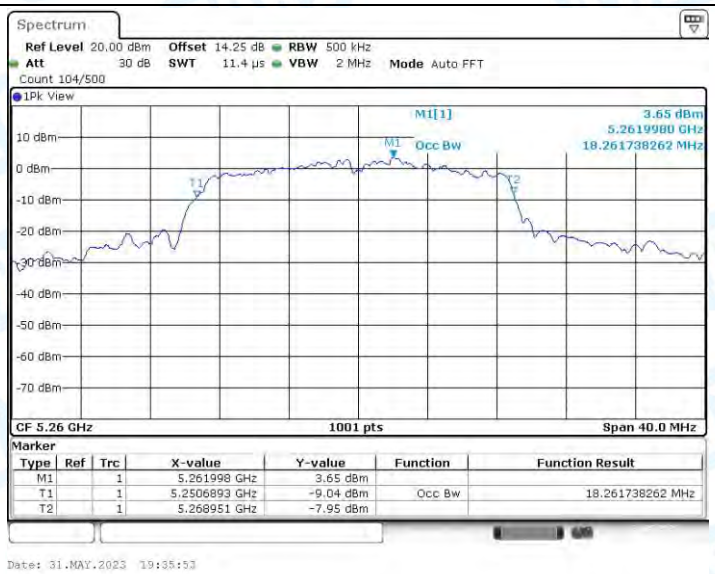

11N20SISO_Ant1_5260

11N20SISO_Ant1_5280

11N20SISO_Ant1_5320

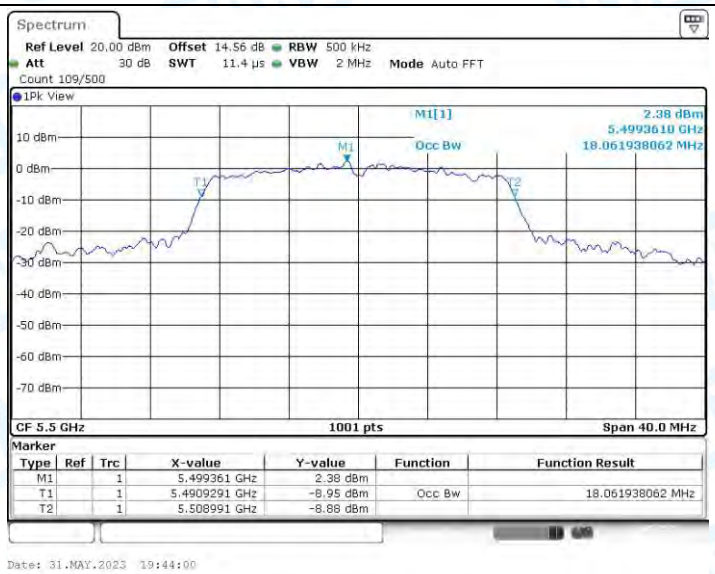

11N20SISO_Ant1_5500

11N20SISO_Ant1_5580

11N20SISO_Ant1_5700

11N20SISO_Ant1_5745

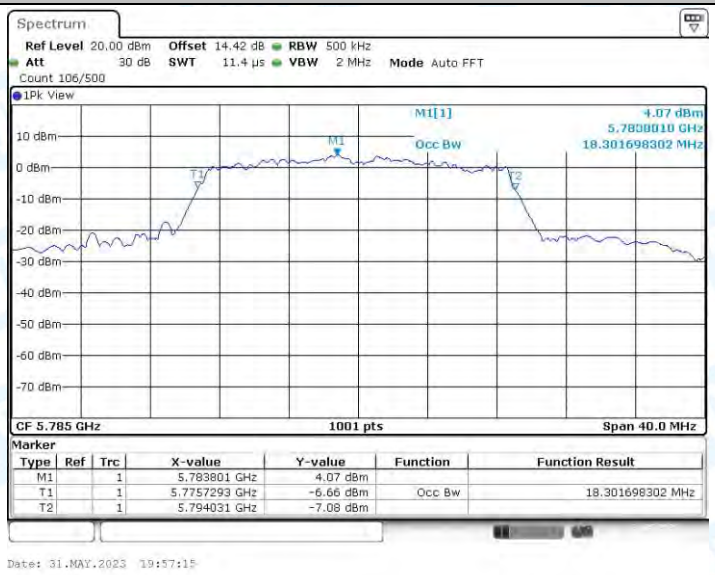

11N20SISO_Ant1_5785

11N20SISO_Ant1_5825

11N40SISO_Ant1_5190

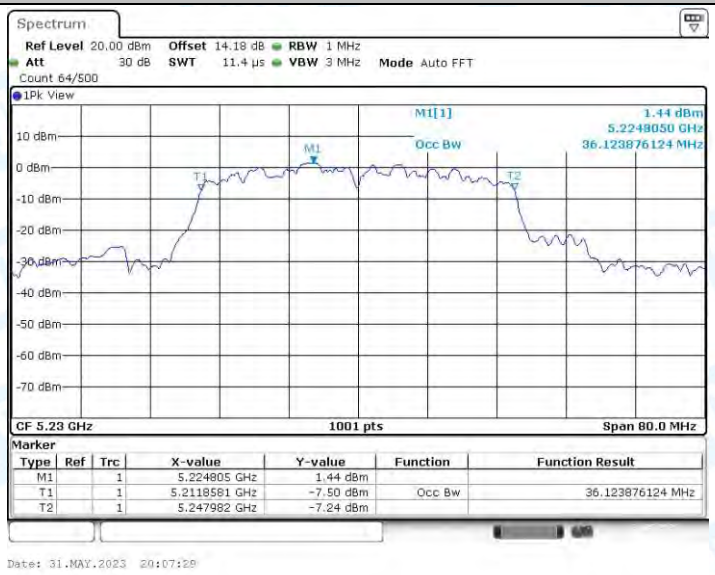

11N40SISO_Ant1_5230

11N40SISO_Ant1_5270

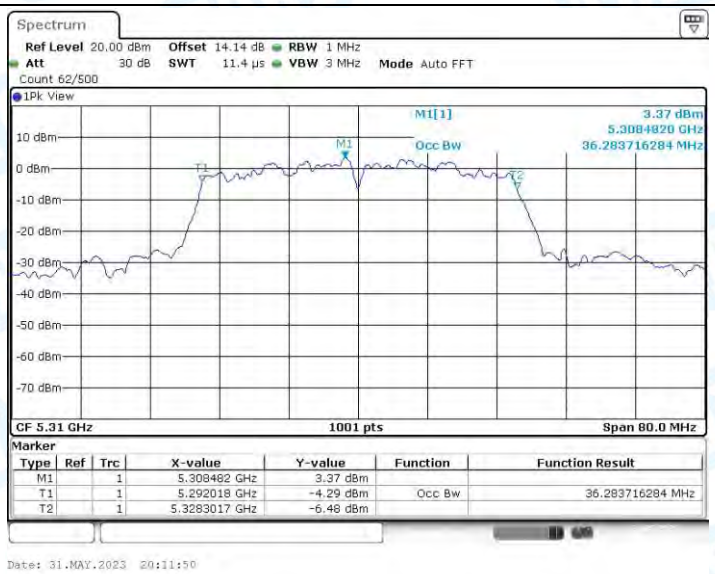

11N40SISO_Ant1_5310

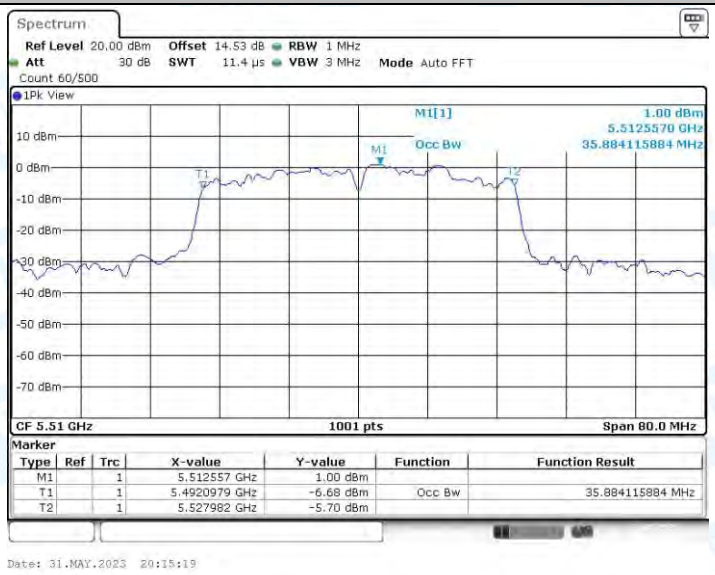

11N40SISO_Ant1_5510

11N40SISO_Ant1_5550

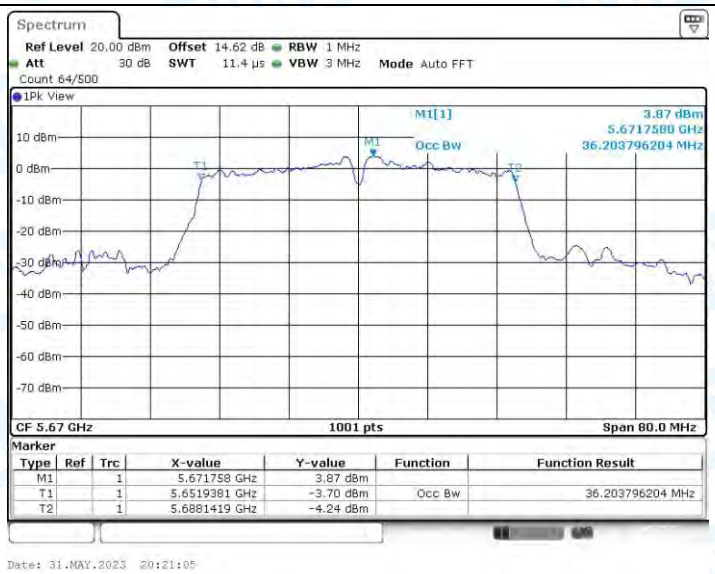

11N40SISO_Ant1_5670

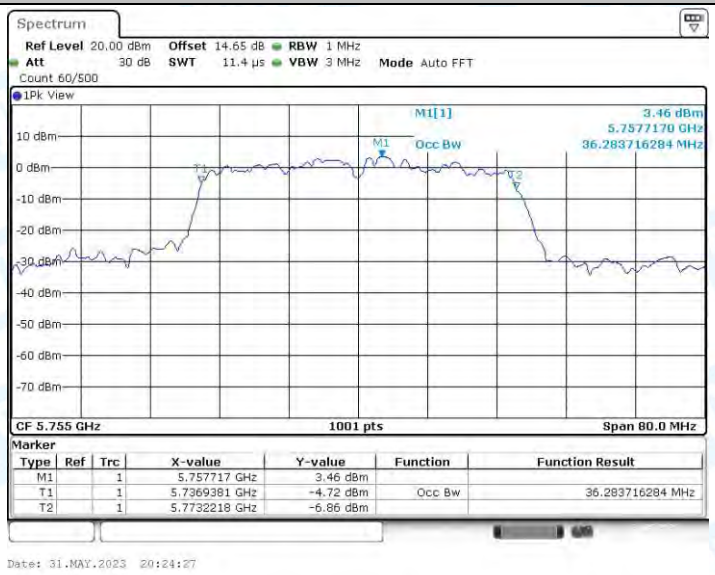

11N40SISO_Ant1_5755

11N40SISO_Ant1_5795

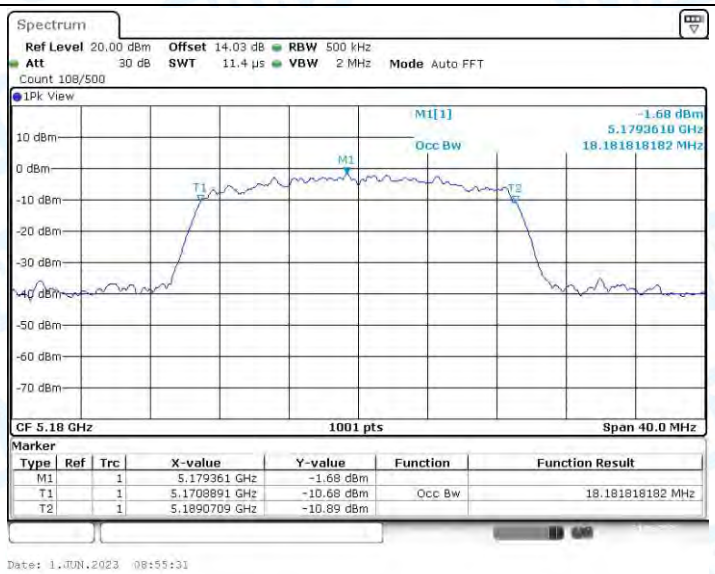

11AC20SISO_Ant1_5180

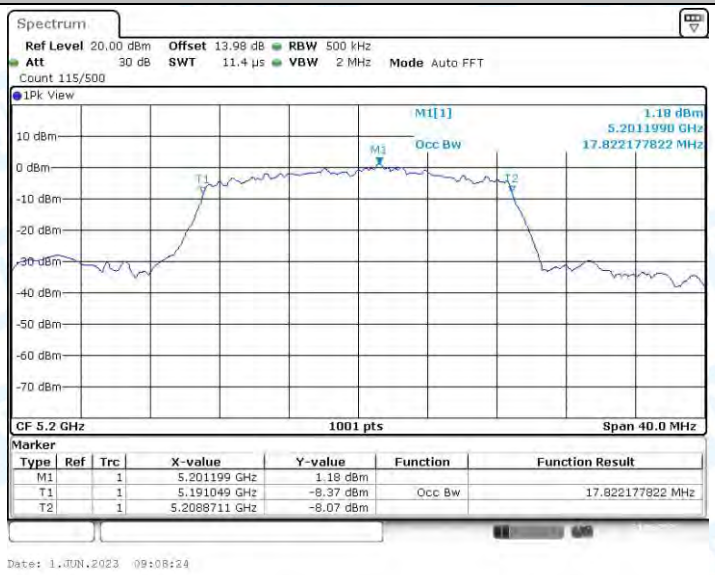

11AC20SISO_Ant1_5200

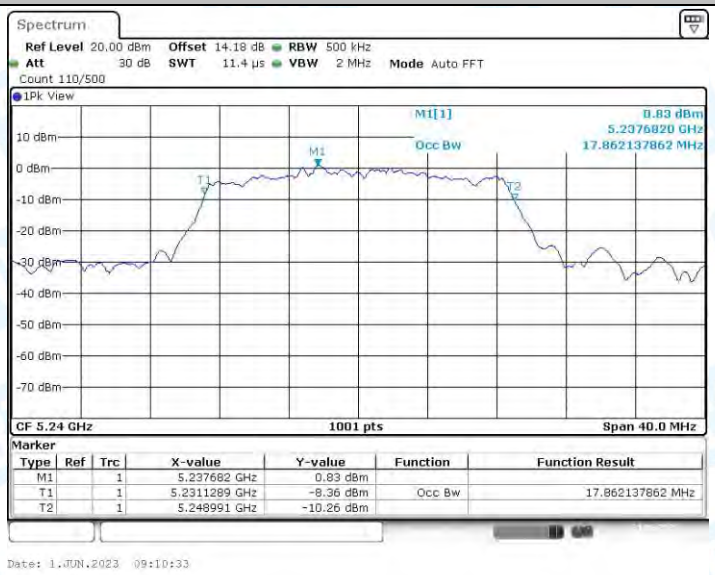

11AC20SISO_Ant1_5240

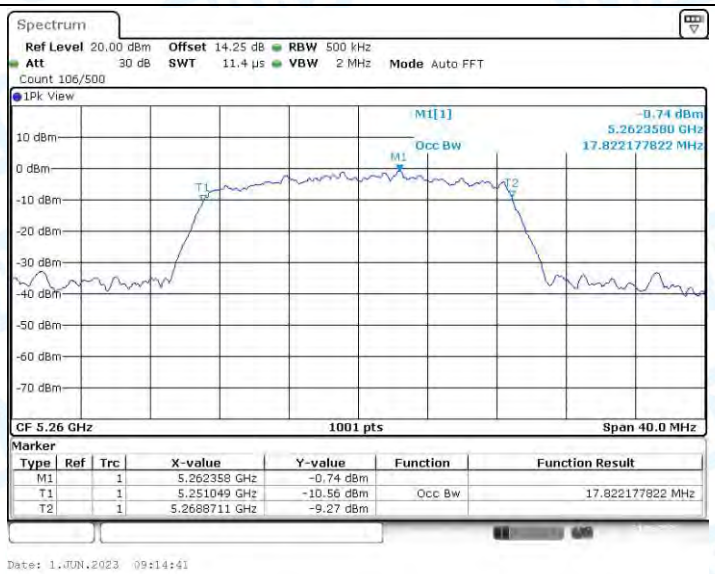

11AC20SISO_Ant1_5260

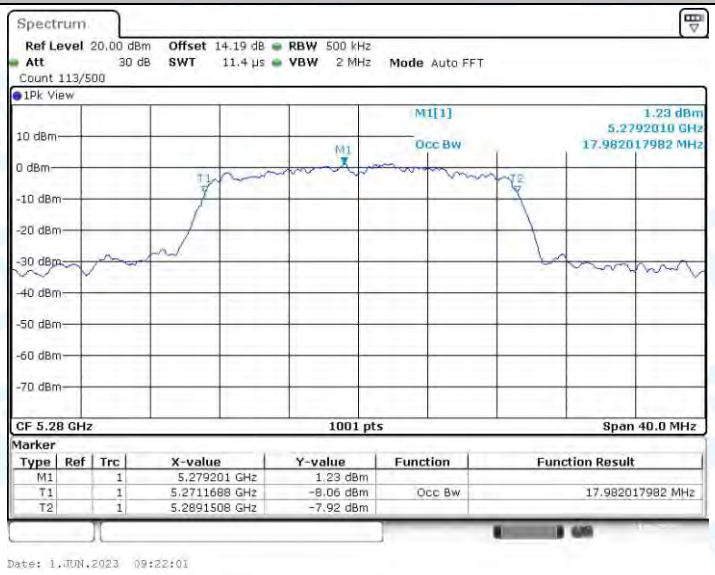

11AC20SISO_Ant1_5280

11AC20SISO_Ant1_5320

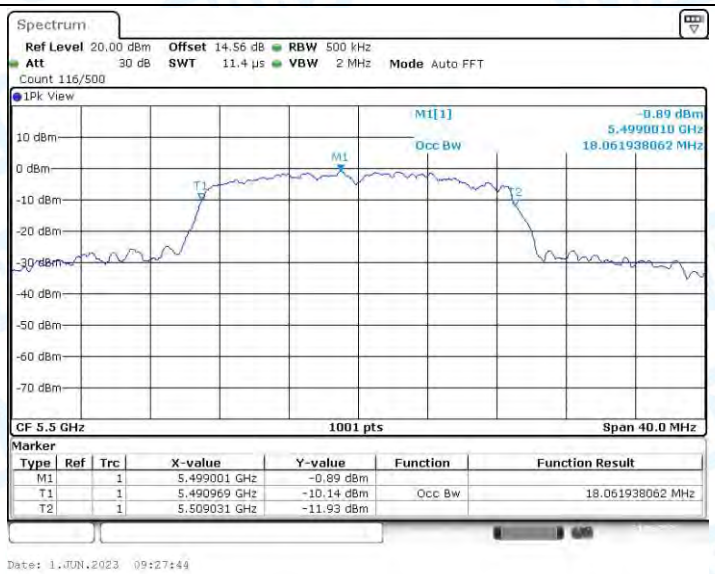

11AC20SISO_Ant1_5500

11AC20SISO_Ant1_5580

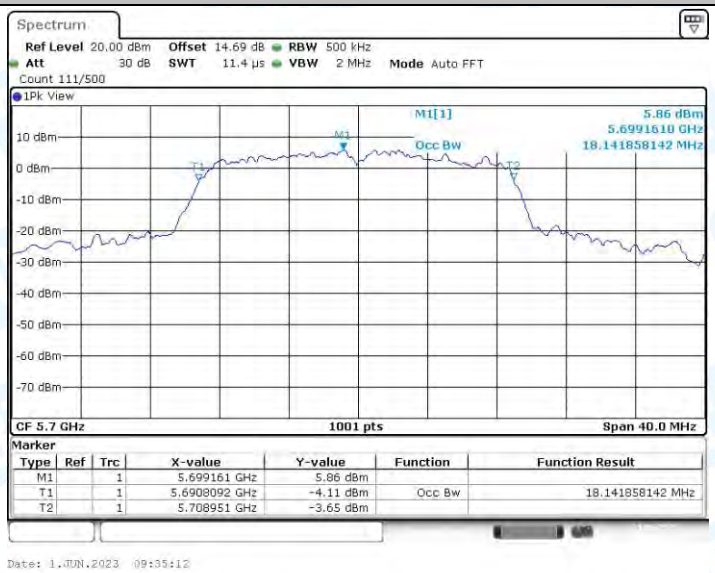

11AC20SISO_Ant1_5700

11AC20SISO_Ant1_5745

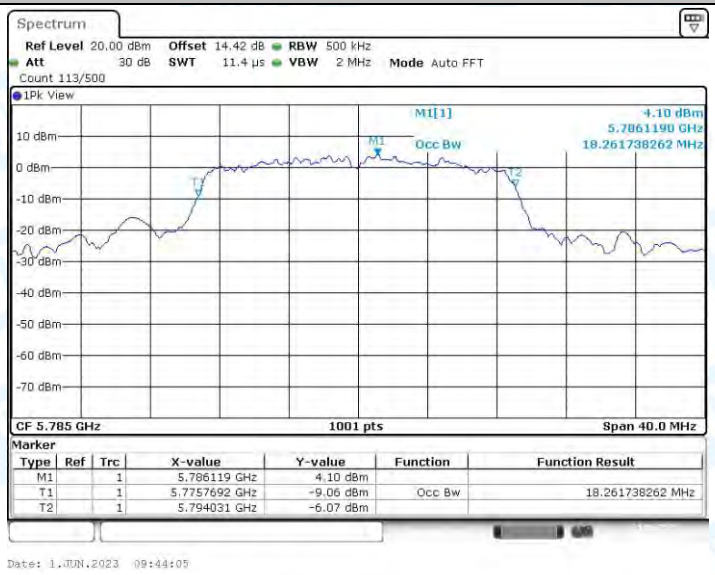

11AC20SISO_Ant1_5785

11AC20SISO_Ant1_5825

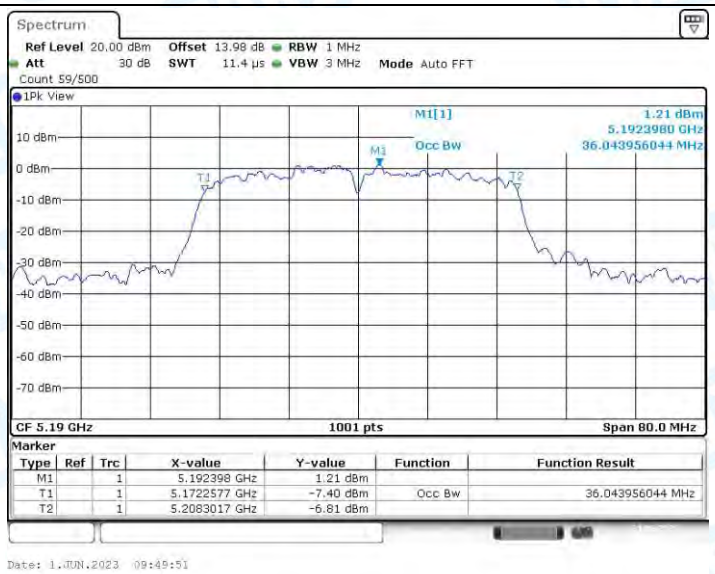

11AC40SISO_Ant1_5190

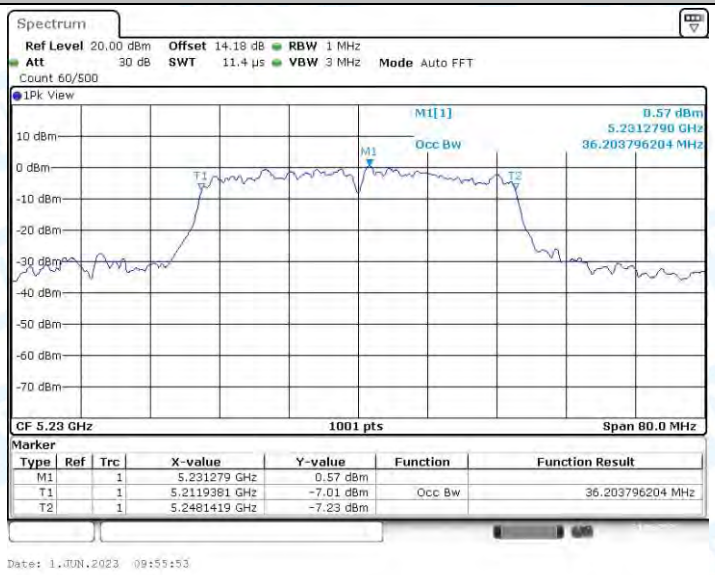

11AC40SISO_Ant1_5230

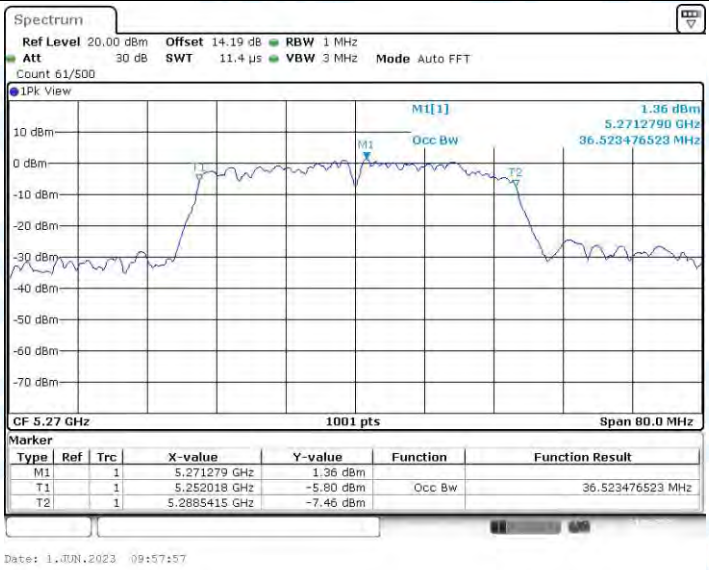

11AC40SISO_Ant1_5270

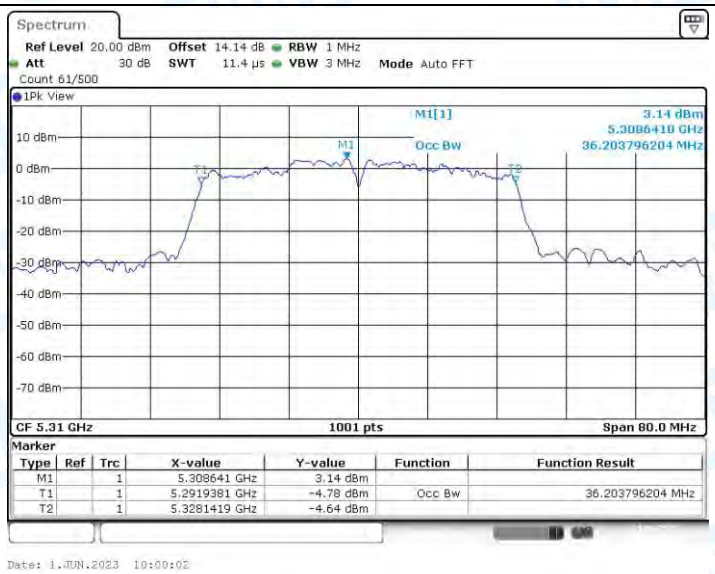

11AC40SISO_Ant1_5310

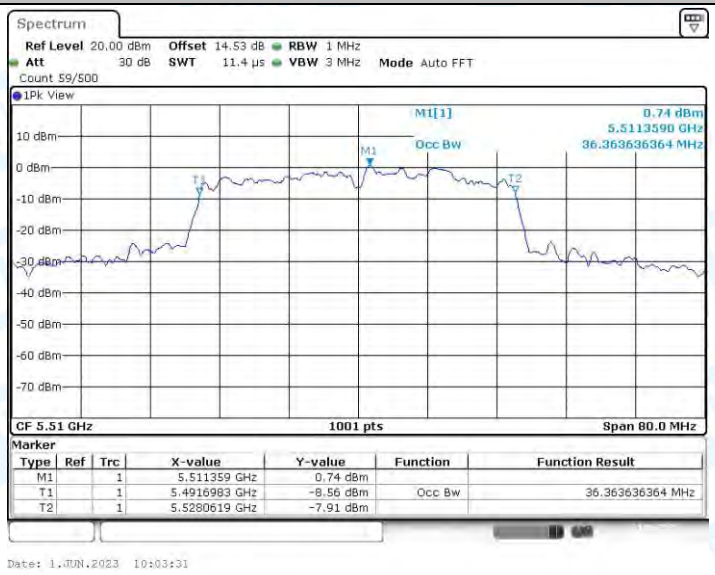

11AC40SISO_Ant1_5510

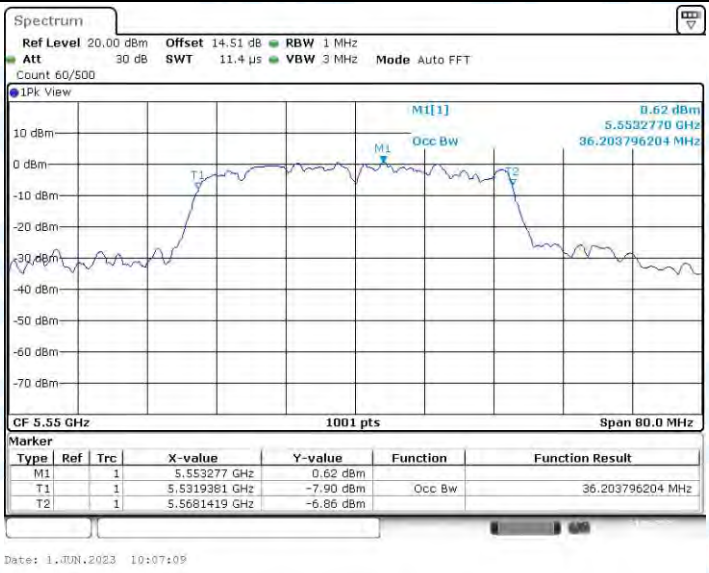

11AC40SISO_Ant1_5550

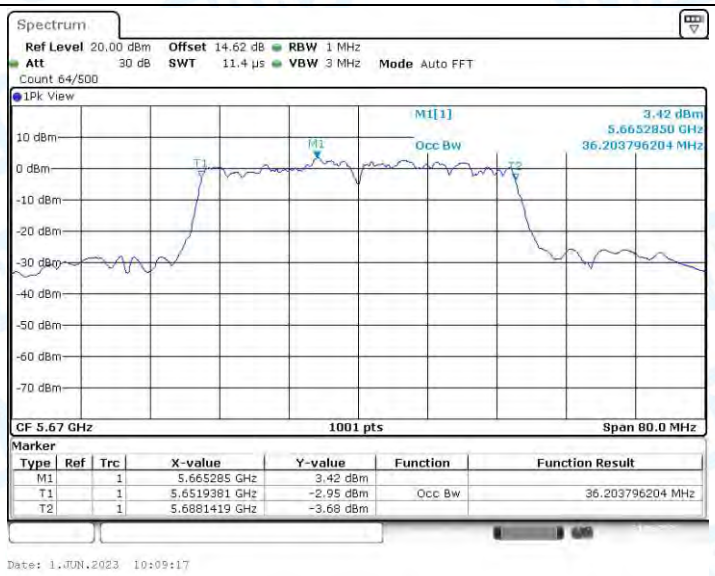

11AC40SISO_Ant1_5670

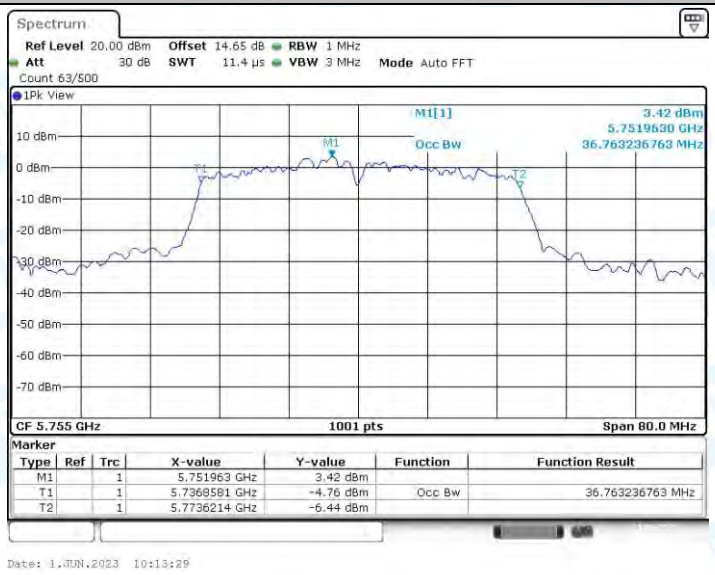

11AC40SISO_Ant1_5755

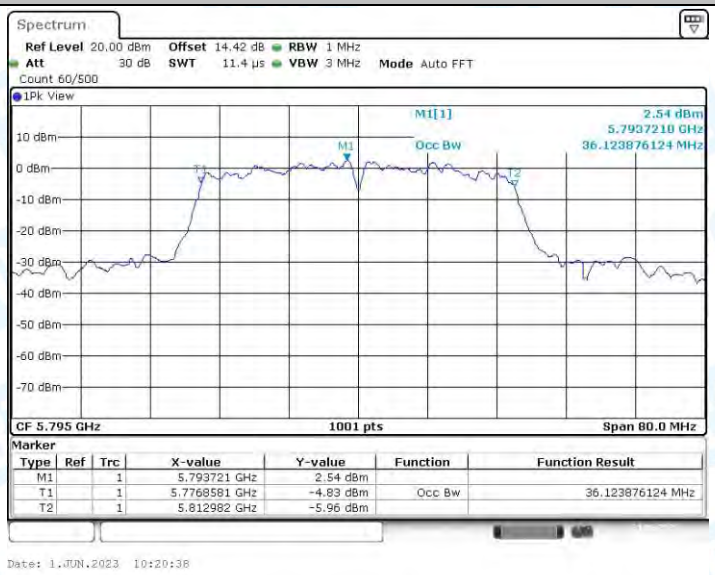

11AC40SISO_Ant1_5795

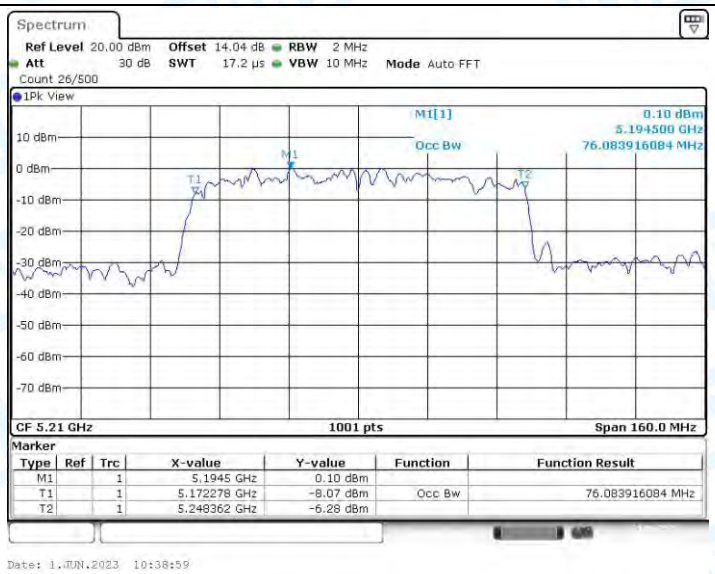

11AC80SISO_Ant1_5210

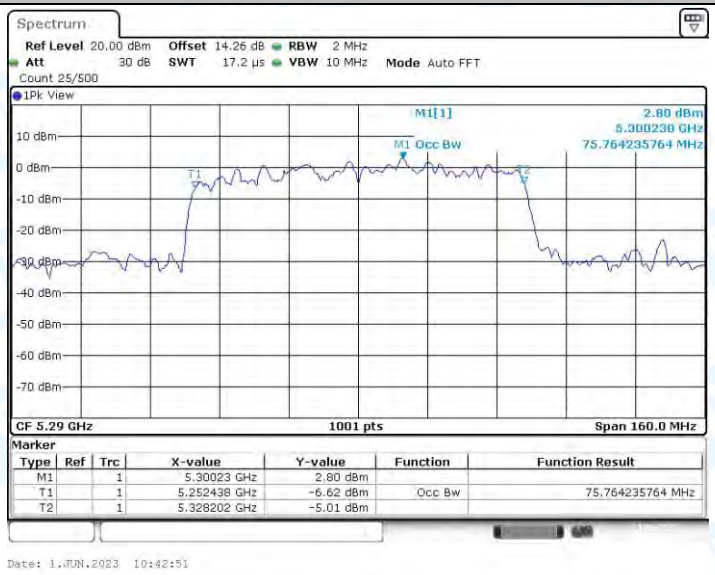

11AC80SISO_Ant1_5290

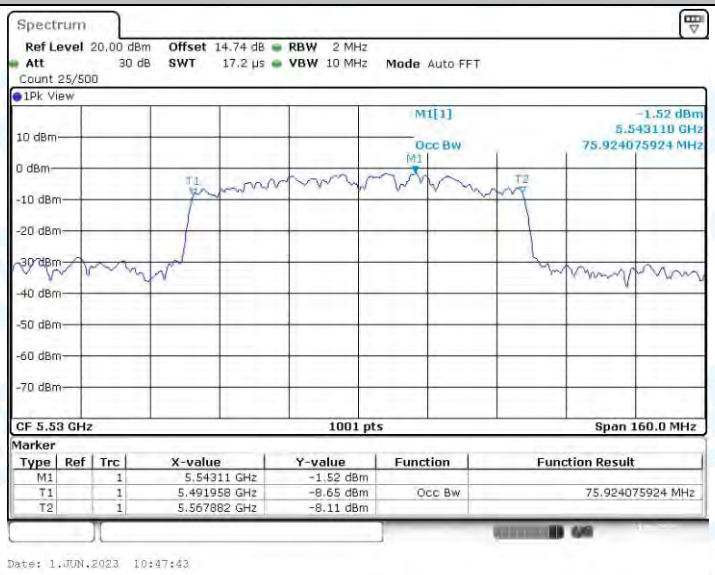

11AC80SISO_Ant1_5530

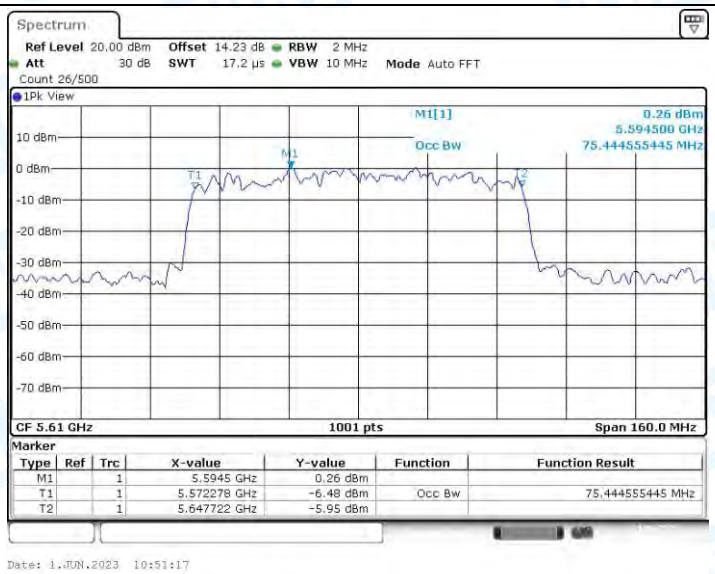

11AC80SISO_Ant1_5610

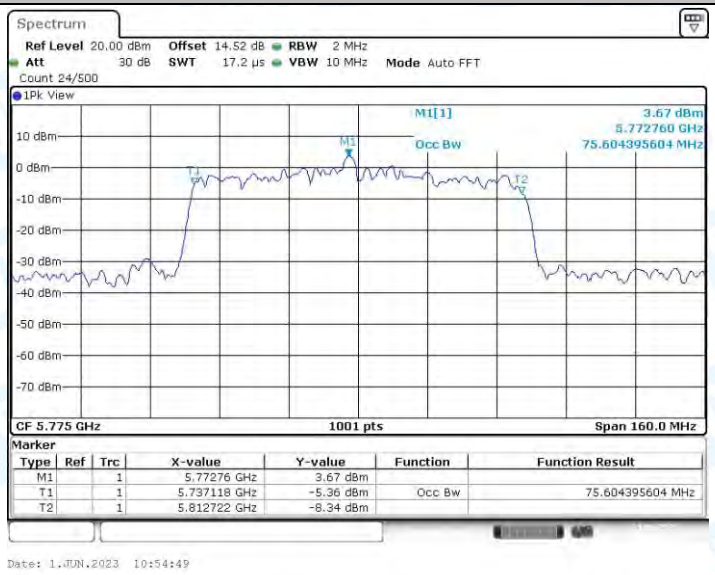

11AC80SISO_Ant1_5775

3. Min emission bandwidth

3.1.Test Result

TestMode	Antenna	Channel	6db EBW [MHz]	FL[MHz]	FH[MHz]	Limit[MHz]	Verdict
11A	Ant1	5745	16.36	5736.80	5753.16	0.5	PASS
		5785	13.88	5778.64	5792.52	0.5	PASS
		5825	16.36	5816.80	5833.16	0.5	PASS
11N20SISO	Ant1	5745	15.08	5737.40	5752.48	0.5	PASS
		5785	17.56	5776.20	5793.76	0.5	PASS
		5825	17.56	5816.20	5833.76	0.5	PASS
11N40SISO	Ant1	5755	32.88	5737.08	5769.96	0.5	PASS
		5795	25.36	5784.60	5809.96	0.5	PASS
11AC20SISO	Ant1	5745	17.56	5736.20	5753.76	0.5	PASS
		5785	13.88	5777.40	5791.28	0.5	PASS
		5825	17.04	5816.44	5833.48	0.5	PASS
11AC40SISO	Ant1	5755	35.04	5737.48	5772.52	0.5	PASS
		5795	35.28	5777.24	5812.52	0.5	PASS
11AC80SISO	Ant1	5775	75.20	5737.40	5812.60	0.5	PASS

3.2.Test Graphs

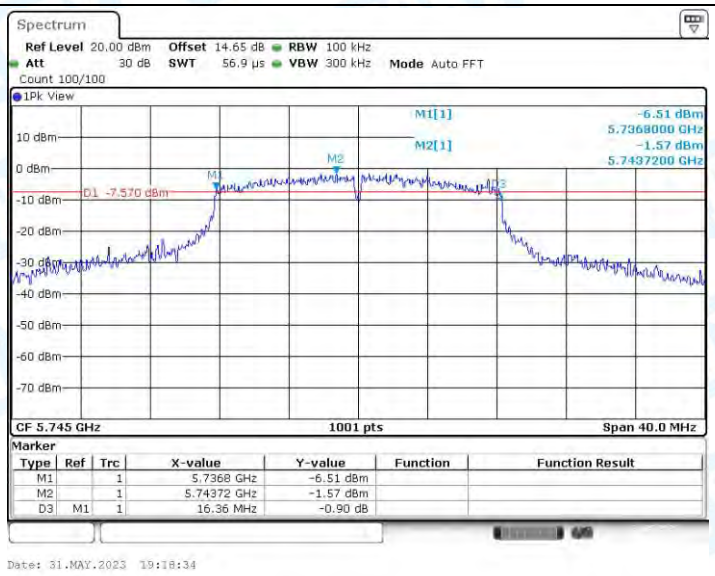

11A_Ant1_5745

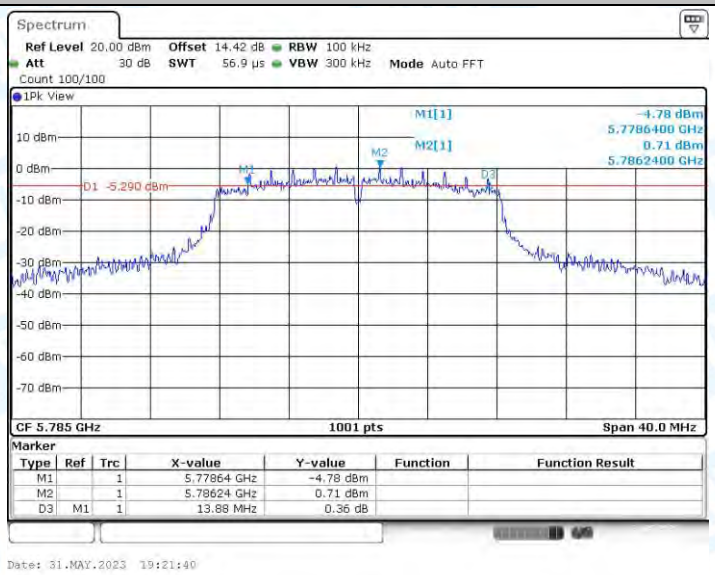

11A_Ant1_5785

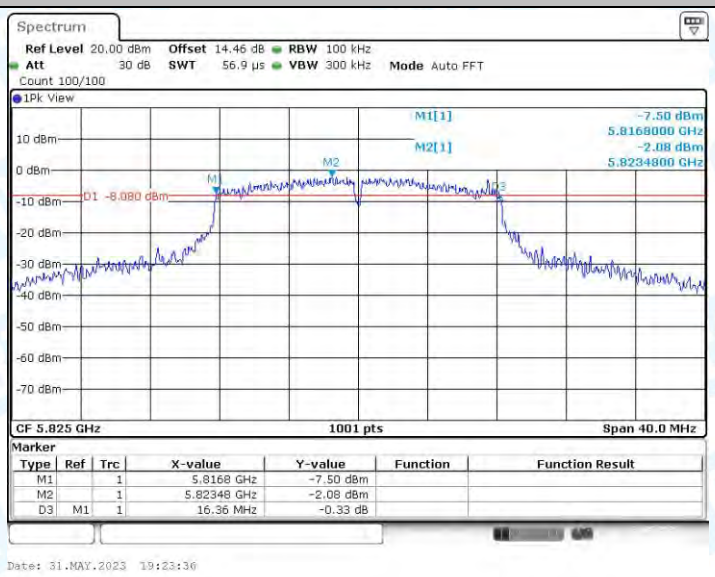

11A_Ant1_5825

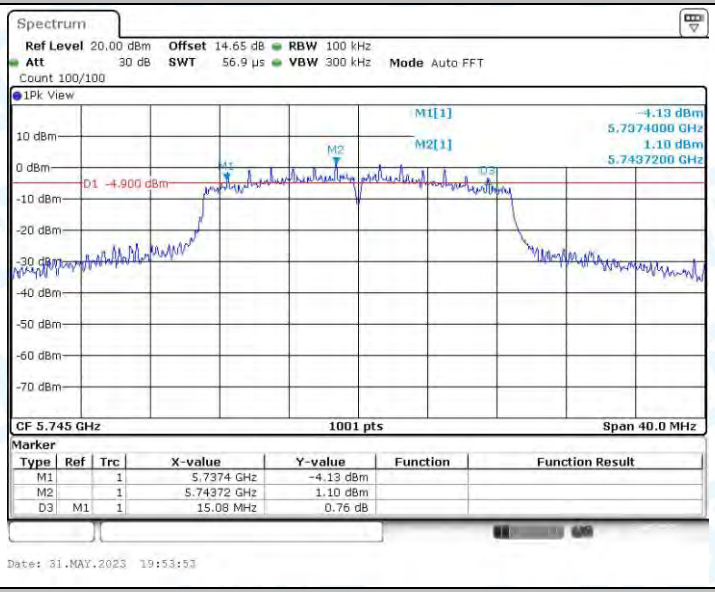

11N20SISO_Ant1_5745

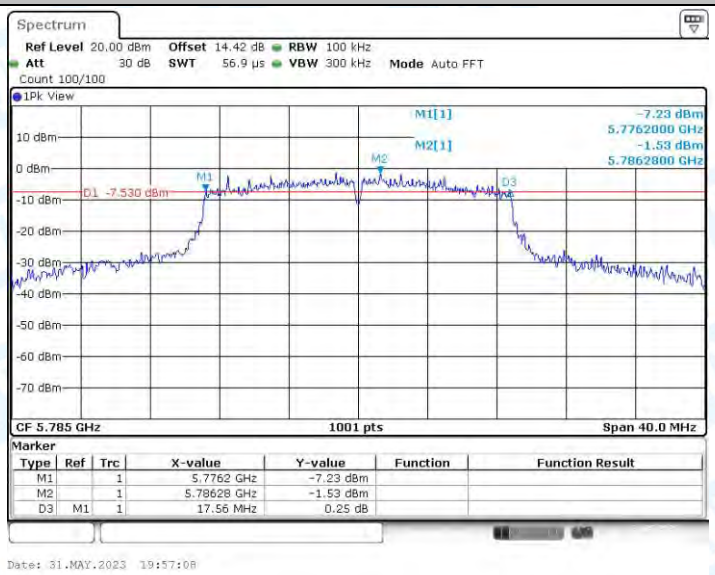

11N20SISO_Ant1_5785

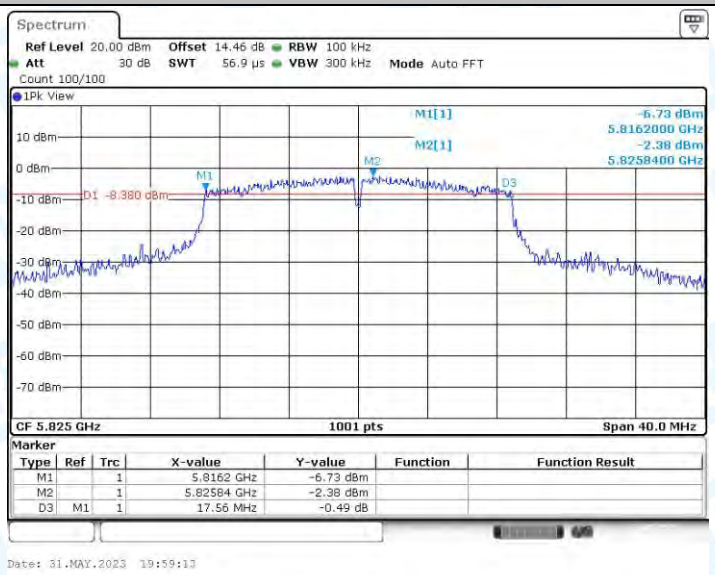

11N20SISO_Ant1_5825

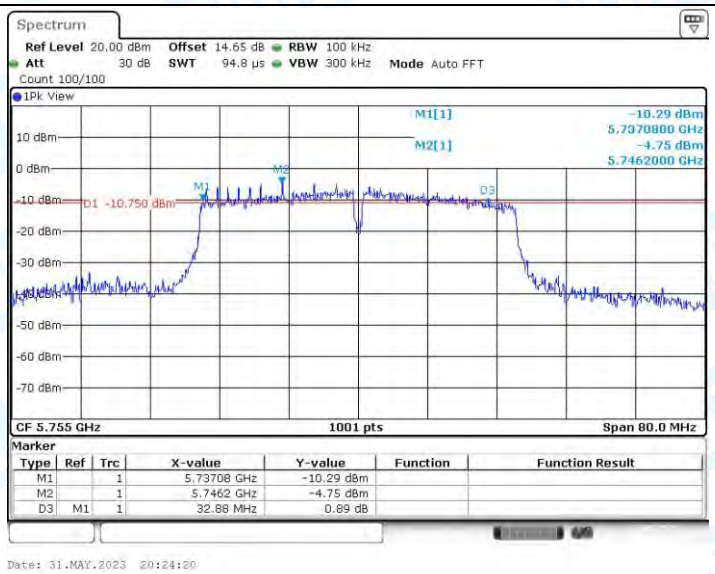

11N40SISO_Ant1_5755

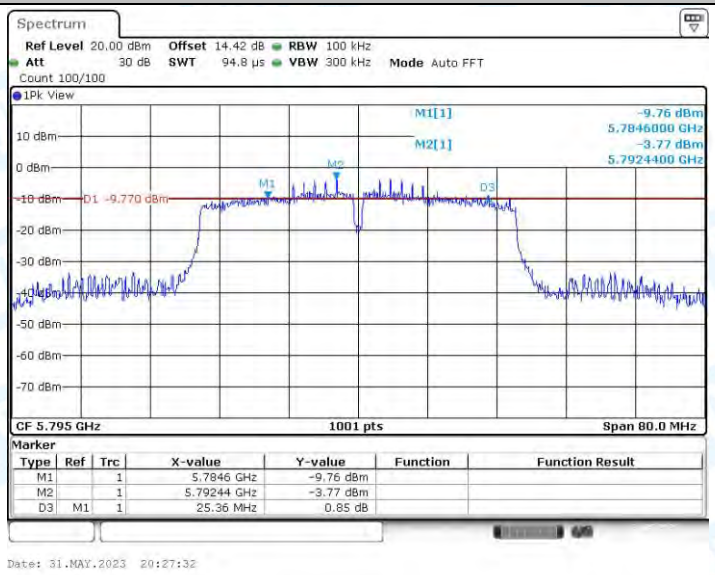

11N40SISO_Ant1_5795

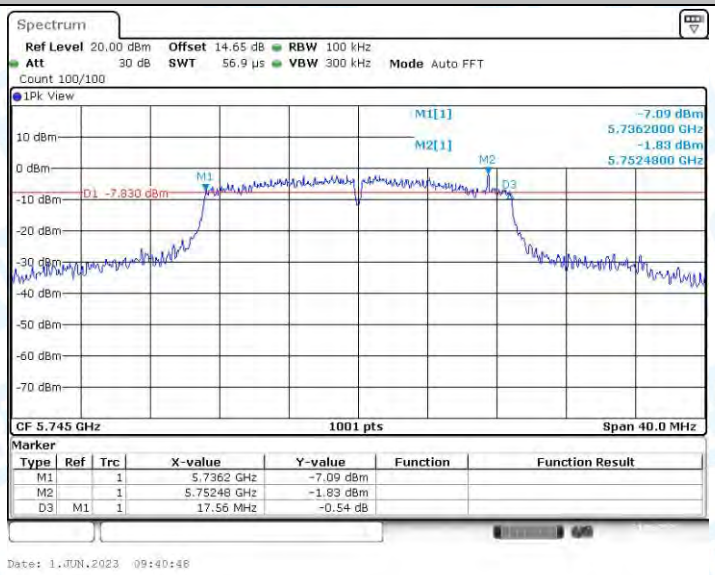

11AC20SISO_Ant1_5745

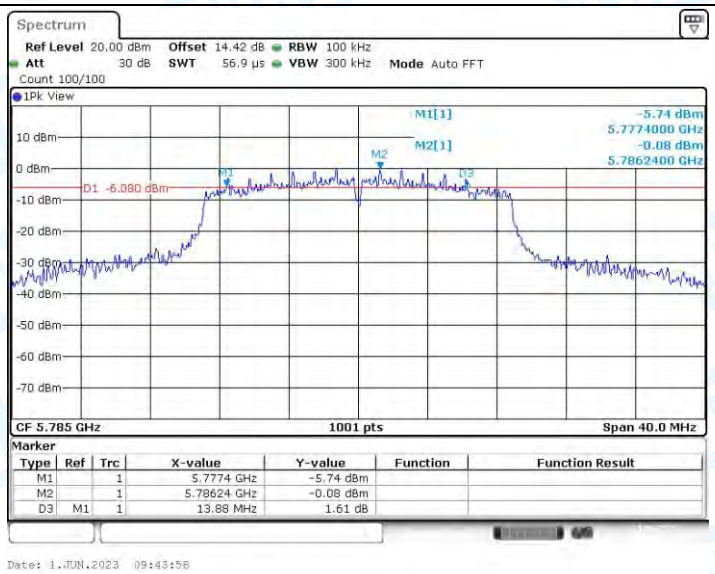

11AC20SISO_Ant1_5785

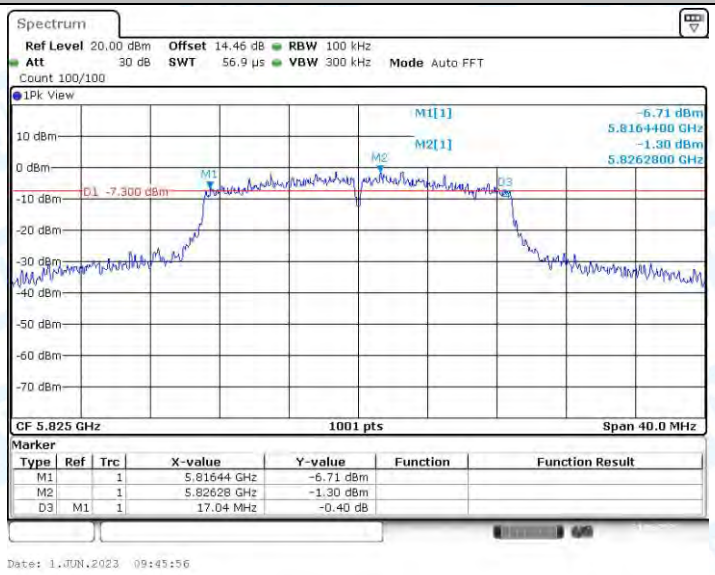

11AC20SISO_Ant1_5825

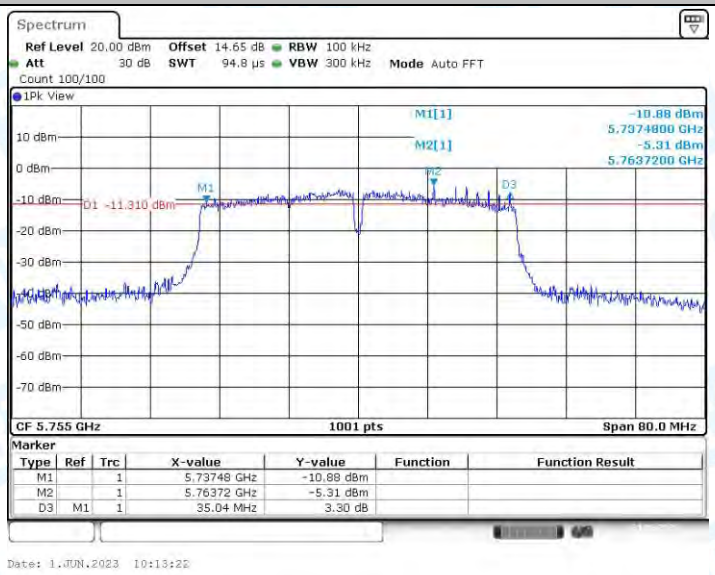

11AC40SISO_Ant1_5755

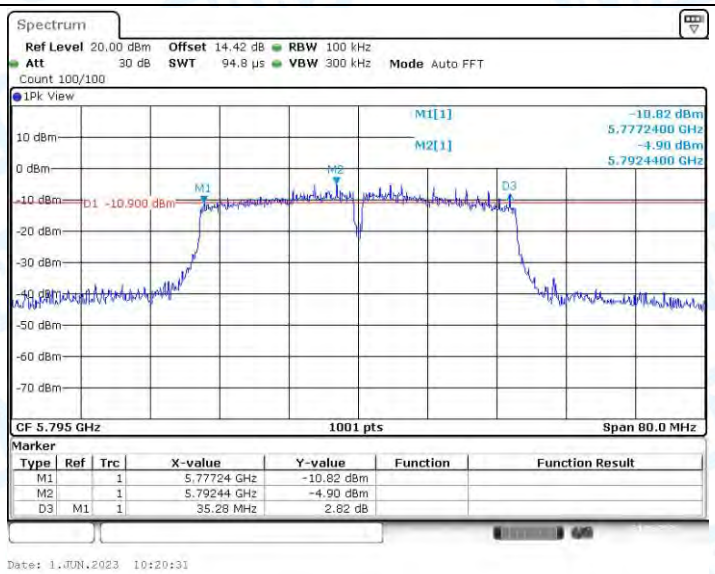

11AC40SISO_Ant1_5795

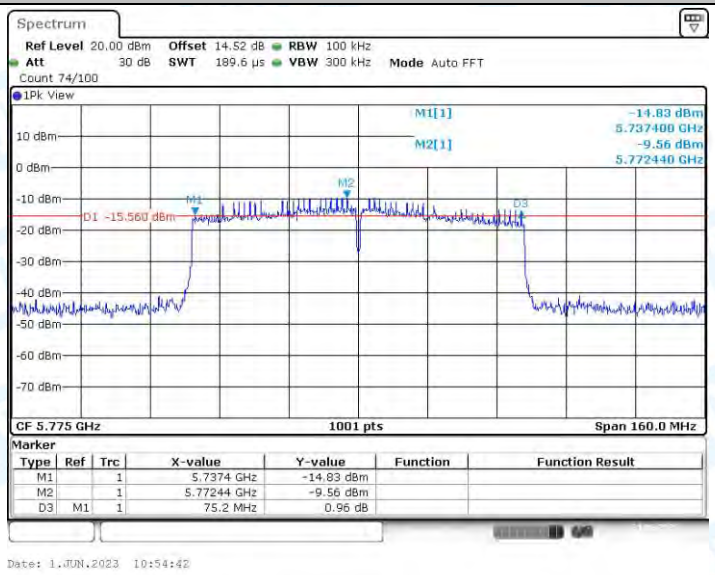

11AC80SISO_Ant1_5775

4. Maximum conducted output power

4.1.Test Result

TestMode	Antenna	Channel	Result[dBm]	Limit[dBm]	Verdict
11A	Ant1	5180	8.17	≤23.98	PASS
		5200	11.33	≤23.98	PASS
		5240	11.52	≤23.98	PASS
		5260	11.86	≤23.98	PASS
		5280	12.09	≤23.98	PASS
		5320	13.34	≤23.98	PASS
		5500	10.57	≤23.98	PASS
		5580	11.96	≤23.98	PASS
		5700	14.10	≤23.98	PASS
		5745	13.72	≤30.00	PASS
		5785	13.28	≤30.00	PASS
		5825	13.04	≤30.00	PASS
11N20SISO	Ant1	5180	11.39	≤23.98	PASS
		5200	11.30	≤23.98	PASS
		5240	11.39	≤23.98	PASS
		5260	11.64	≤23.98	PASS
		5280	12.11	≤23.98	PASS
		5320	13.22	≤23.98	PASS
		5500	10.40	≤23.98	PASS
		5580	11.81	≤23.98	PASS
		5700	14.09	≤23.98	PASS
		5745	13.68	≤30.00	PASS
		5785	13.22	≤30.00	PASS
		5825	12.97	≤30.00	PASS
11N40SISO	Ant1	5190	11.29	≤23.98	PASS
		5230	9.98	≤23.98	PASS
		5270	10.45	≤23.98	PASS
		5310	11.50	≤23.98	PASS
		5510	9.18	≤23.98	PASS
		5550	9.61	≤23.98	PASS
		5670	12.66	≤23.98	PASS
		5755	12.19	≤30.00	PASS
		5795	11.80	≤30.00	PASS
11AC20SISO	Ant1	5180	9.03	≤23.98	PASS
		5200	8.89	≤23.98	PASS
		5240	9.51	≤23.98	PASS
		5260	8.11	≤23.98	PASS
		5280	10.65	≤23.98	PASS
		5320	11.88	≤23.98	PASS
		5500	8.57	≤23.98	PASS

		5580	12.01	≤23.98	PASS
		5700	12.64	≤23.98	PASS
		5745	13.75	≤30.00	PASS
		5785	13.51	≤30.00	PASS
		5825	13.21	≤30.00	PASS
11AC40SISO	Ant1	5190	10.62	≤23.98	PASS
		5230	9.52	≤23.98	PASS
		5270	10.38	≤23.98	PASS
		5310	11.86	≤23.98	PASS
		5510	8.89	≤23.98	PASS
		5550	9.68	≤23.98	PASS
		5670	12.94	≤23.98	PASS
		5755	12.33	≤30.00	PASS
		5795	12.05	≤30.00	PASS
11AC80SISO	Ant1	5210	9.61	≤23.98	PASS
		5290	9.70	≤23.98	PASS
		5530	7.72	≤23.98	PASS
		5610	10.49	≤23.98	PASS
		5775	10.47	≤30.00	PASS

Note: The Duty Cycle Factor is compensated in the graph.

5. Maximum power spectral density

5.1.Test Result

TestMode	Antenna	Channel	Result [dBm/MHz]	Limit[dBm/MHz]	Verdict
11A	Ant1	5180	-3.99	≤11.00	PASS
		5200	0.23	≤11.00	PASS
		5240	-0.66	≤11.00	PASS
		5260	-0.48	≤11.00	PASS
		5280	-0.01	≤11.00	PASS
		5320	1.27	≤11.00	PASS
		5500	-1.23	≤11.00	PASS
		5580	-0.1	≤11.00	PASS
		5700	3.08	≤11.00	PASS
		5745	-1.58	≤30.00	PASS
		5785	-1.9	≤30.00	PASS
		5825	-1.84	≤30.00	PASS
11N20SISO	Ant1	5180	-0.43	≤11.00	PASS
		5200	0.05	≤11.00	PASS
		5240	-0.92	≤11.00	PASS
		5260	-0.65	≤11.00	PASS
		5280	-0.2	≤11.00	PASS
		5320	1.5	≤11.00	PASS
		5500	-1.76	≤11.00	PASS
		5580	-0.11	≤11.00	PASS
		5700	2.4	≤11.00	PASS
		5745	-1.66	≤30.00	PASS
		5785	-2.11	≤30.00	PASS
		5825	-2.44	≤30.00	PASS
11N40SISO	Ant1	5190	-3.3	≤11.00	PASS
		5230	-5.06	≤11.00	PASS
		5270	-5.04	≤11.00	PASS
		5310	-3.21	≤11.00	PASS
		5510	-5.4	≤11.00	PASS
		5550	-5.05	≤11.00	PASS
		5670	-2.5	≤11.00	PASS
		5755	-6.3	≤30.00	PASS
		5795	-7.04	≤30.00	PASS
11AC20SISO	Ant1	5180	-2.94	≤11.00	PASS
		5200	-3.06	≤11.00	PASS
		5240	-3.51	≤11.00	PASS
		5260	-5.33	≤11.00	PASS
		5280	-2.26	≤11.00	PASS
		5320	-0.16	≤11.00	PASS
		5500	-3.79	≤11.00	PASS

		5580	-0.5	≤11.00	PASS
		5700	0.97	≤11.00	PASS
		5745	-2.28	≤30.00	PASS
		5785	-2.46	≤30.00	PASS
		5825	-2.42	≤30.00	PASS
11AC40SISO	Ant1	5190	-4.17	≤11.00	PASS
		5230	-5.91	≤11.00	PASS
		5270	-5.12	≤11.00	PASS
		5310	-3.04	≤11.00	PASS
		5510	-6.33	≤11.00	PASS
		5550	-5.07	≤11.00	PASS
		5670	-2.66	≤11.00	PASS
		5755	-6.37	≤30.00	PASS
		5795	-6.85	≤30.00	PASS
11AC80SISO	Ant1	5210	-8.59	≤11.00	PASS
		5290	-8.01	≤11.00	PASS
		5530	-9.42	≤11.00	PASS
		5610	-9.26	≤11.00	PASS
		5775	-11.54	≤30.00	PASS

Note：1.The Result and Limit Unit is dBm/500 kHz in the band 5.725–5.85 GHz.
2.The Duty Cycle Factor and RBW Factor is compensated in the graph.

5.2.Test Graphs

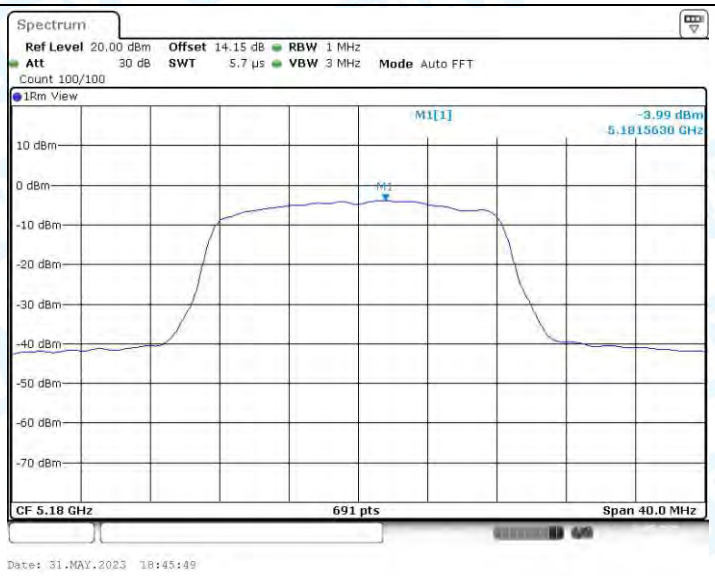

11A_Ant1_5180

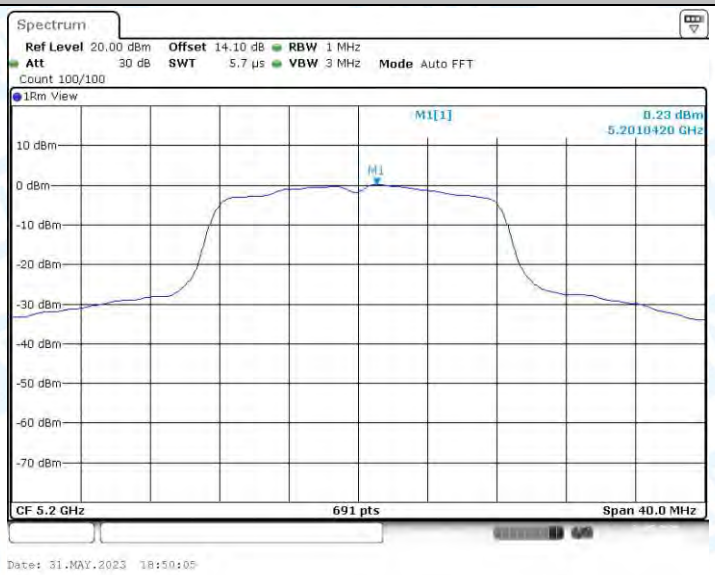

11A_Ant1_5200

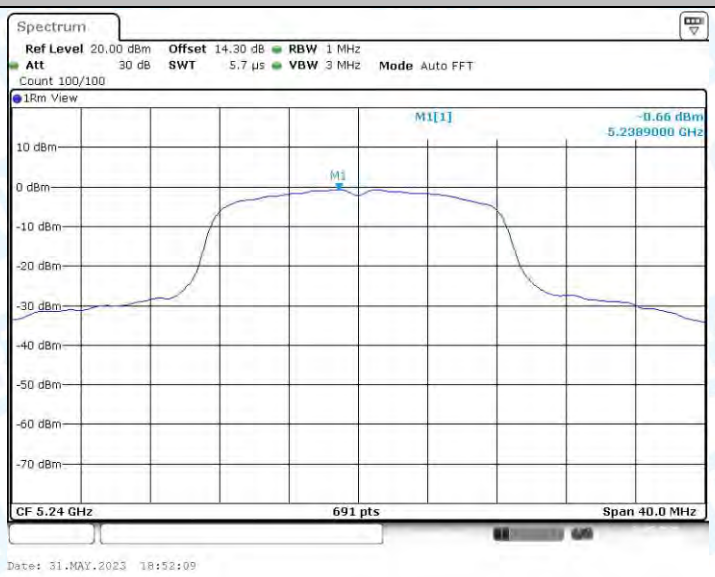

11A_Ant1_5240

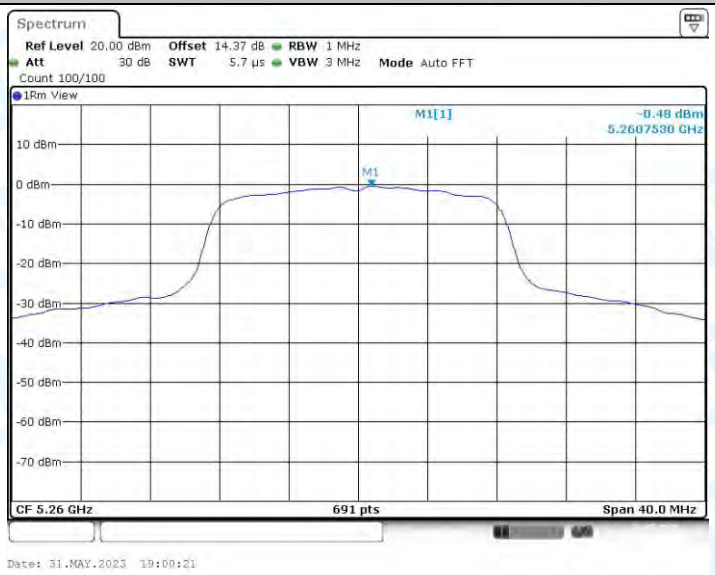

11A_Ant1_5260

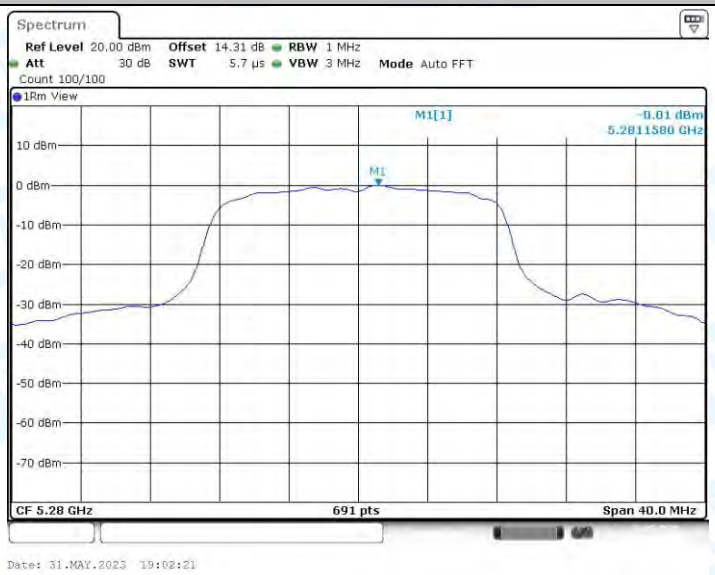

11A_Ant1_5280

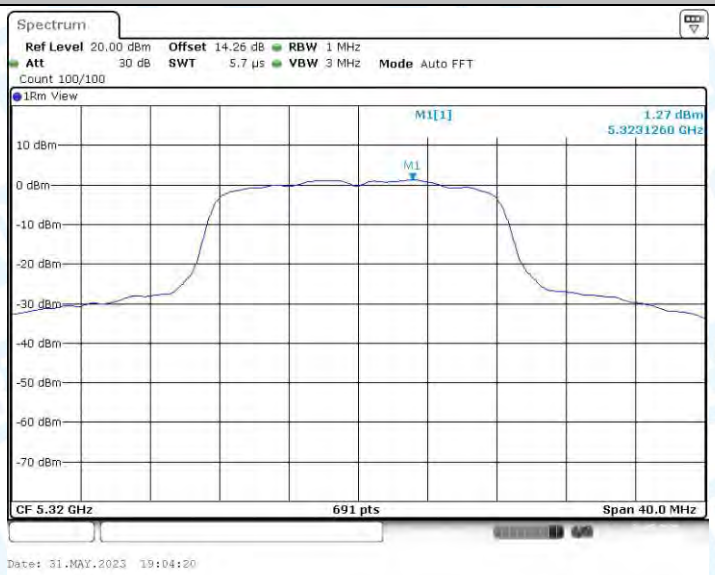

11A_Ant1_5320

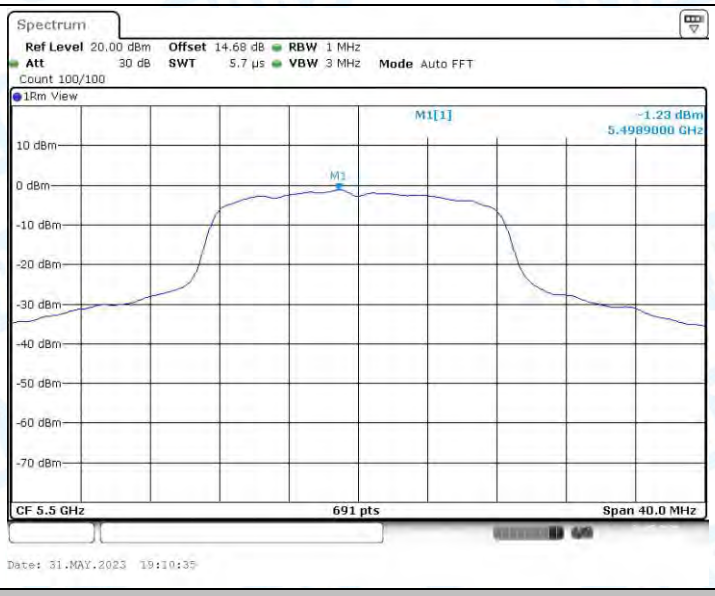

11A_Ant1_5500

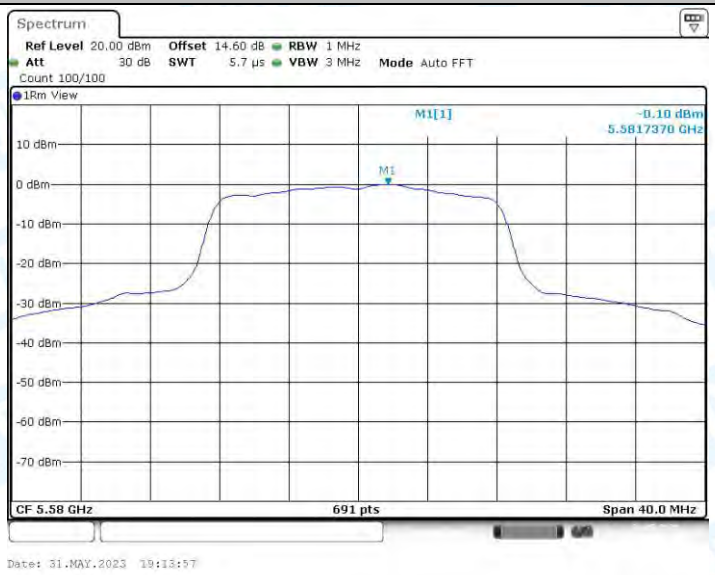

11A_Ant1_5580

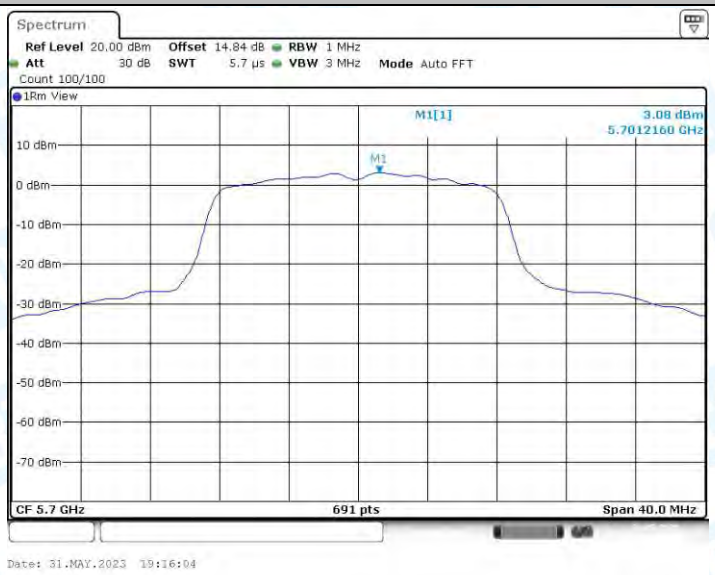

11A_Ant1_5700

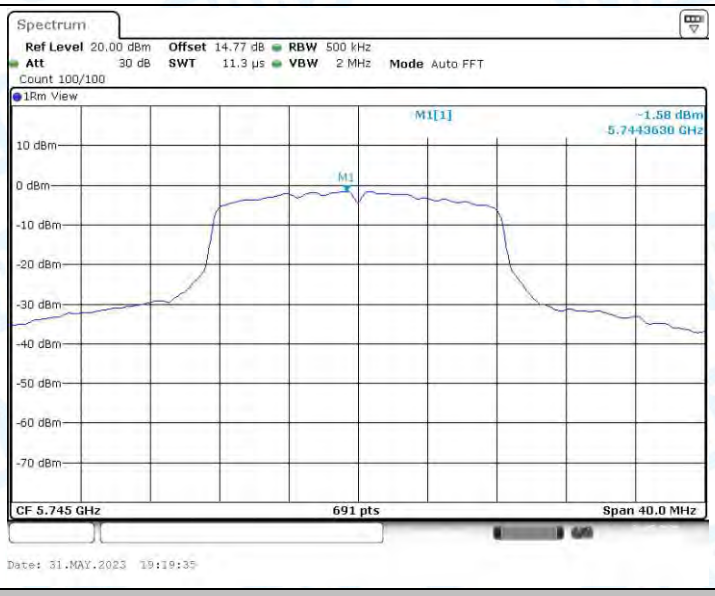

11A_Ant1_5745

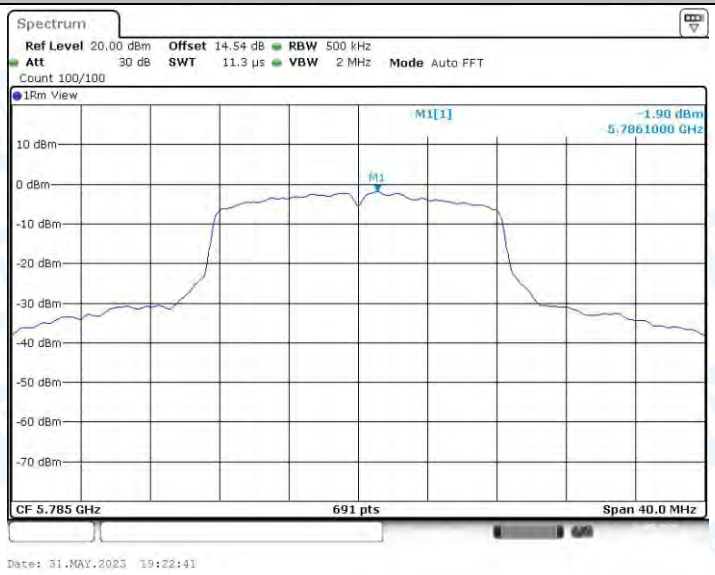

11A_Ant1_5785

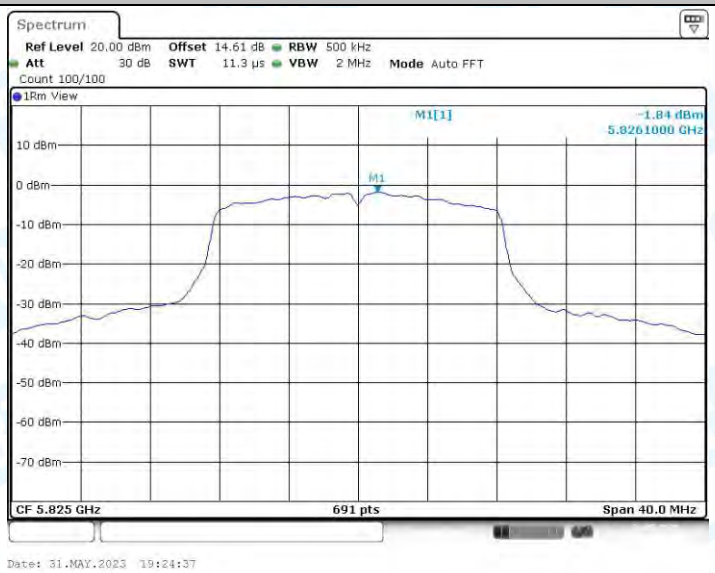

11A_Ant1_5825

11N20SISO_Ant1_5180

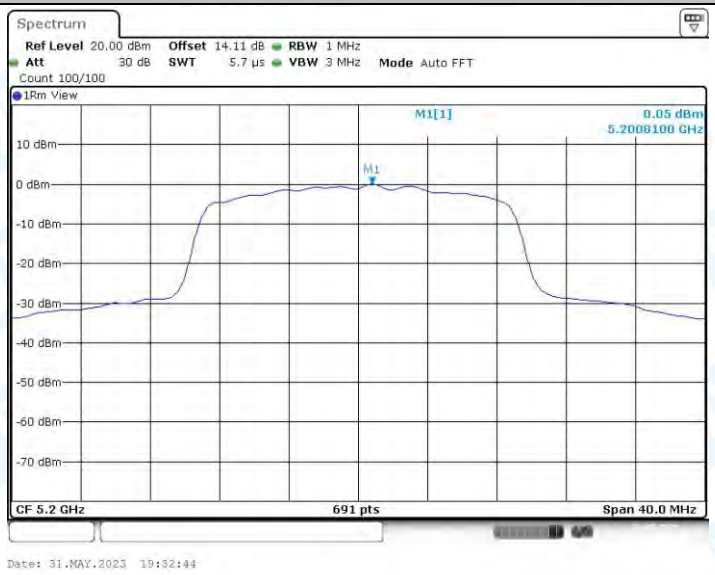

11N20SISO_Ant1_5200

11N20SISO_Ant1_5240

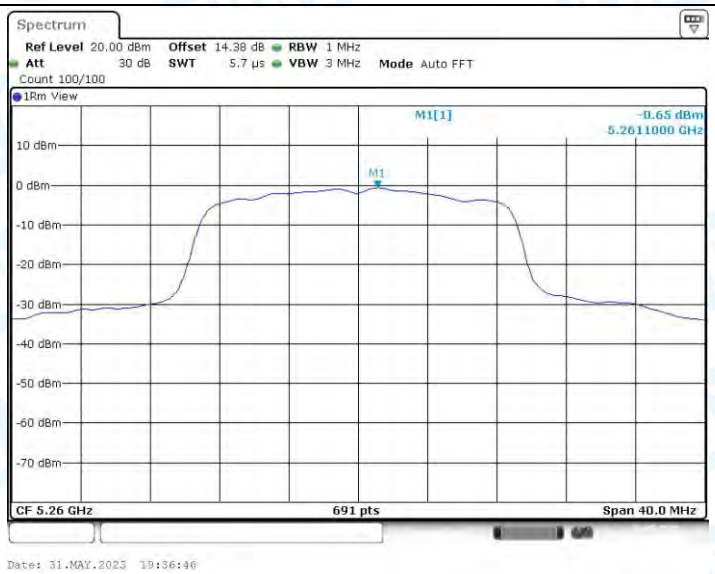

11N20SISO_Ant1_5260

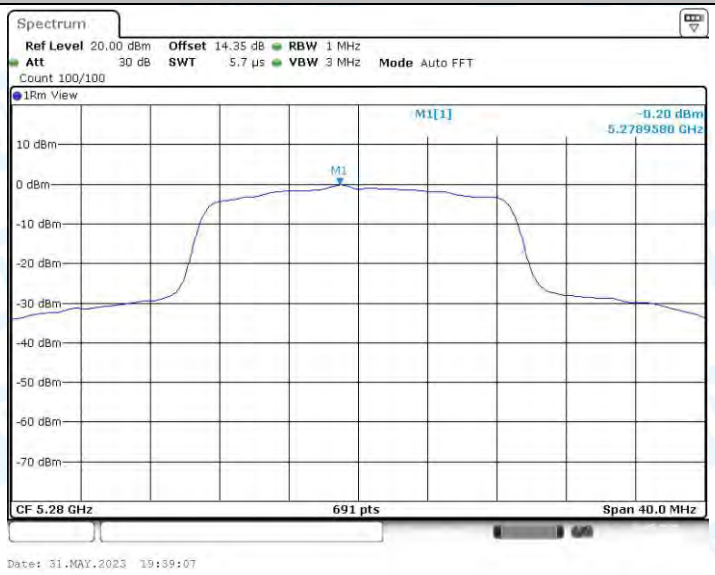

11N20SISO_Ant1_5280

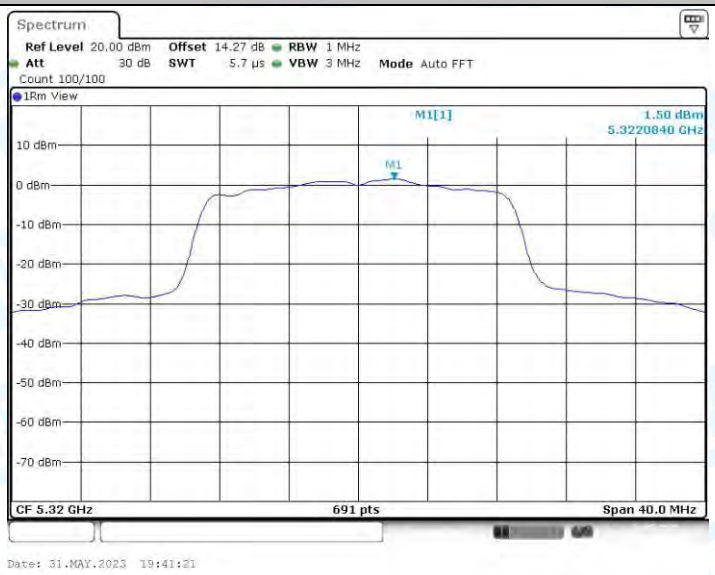

11N20SISO_Ant1_5320

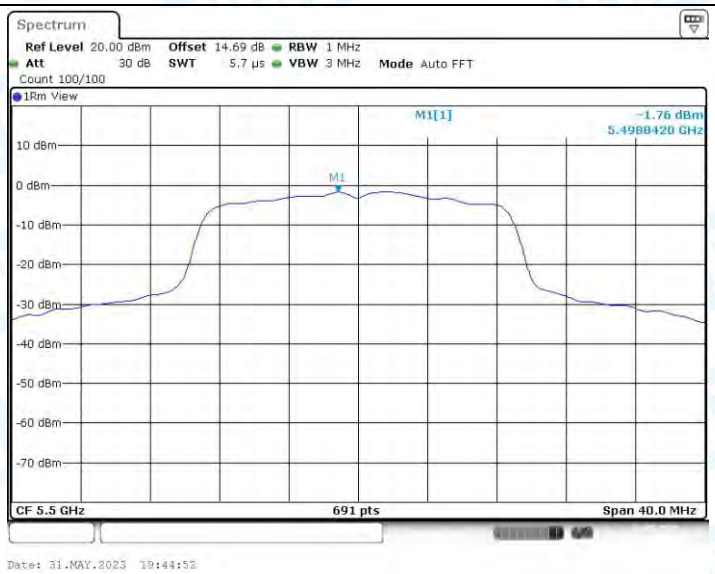

11N20SISO_Ant1_5500

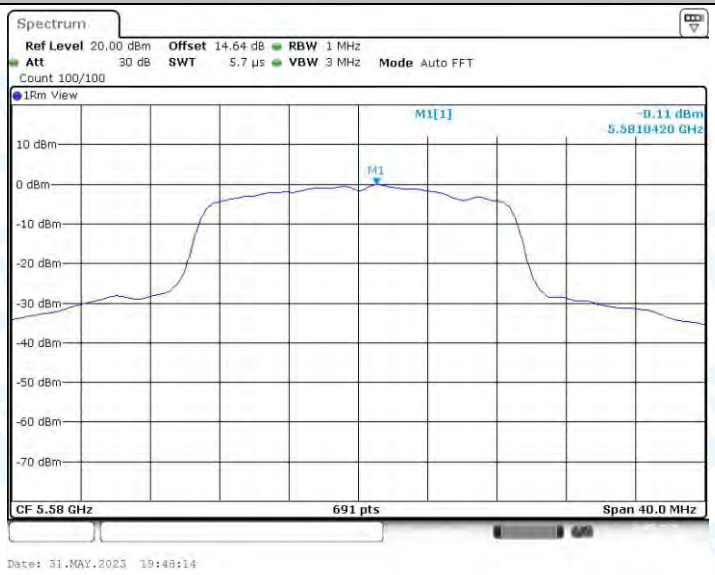

11N20SISO_Ant1_5580

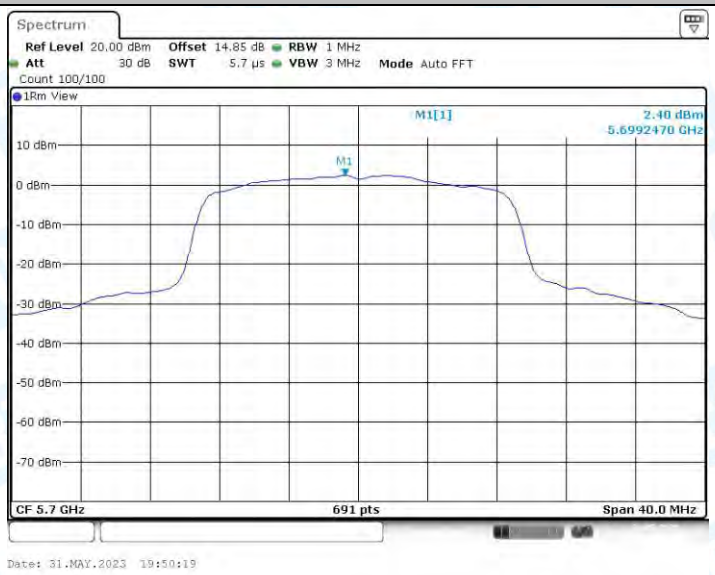

11N20SISO_Ant1_5700

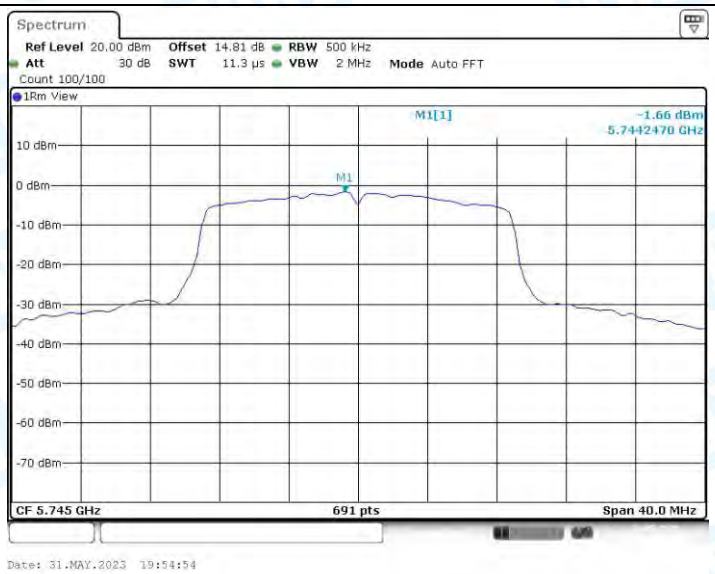

11N20SISO_Ant1_5745

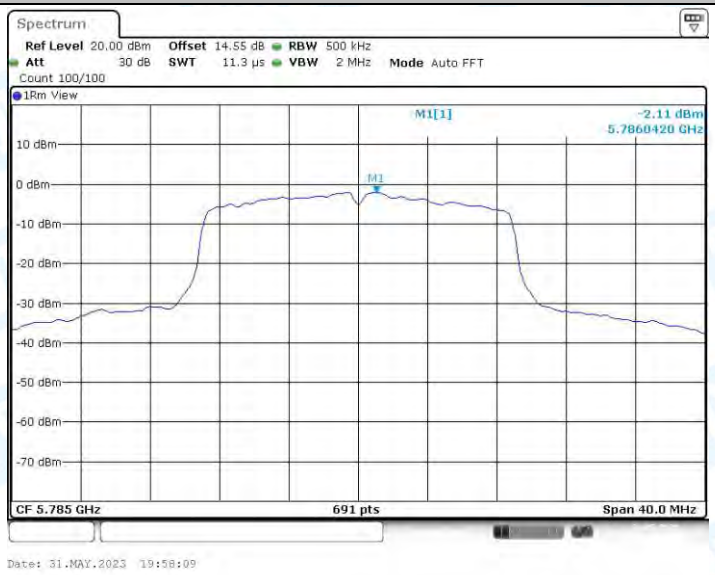

11N20SISO_Ant1_5785

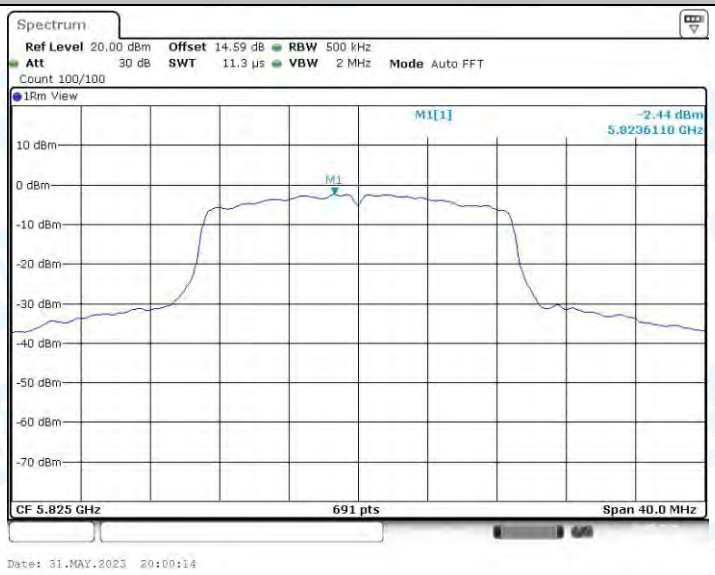

11N20SISO_Ant1_5825

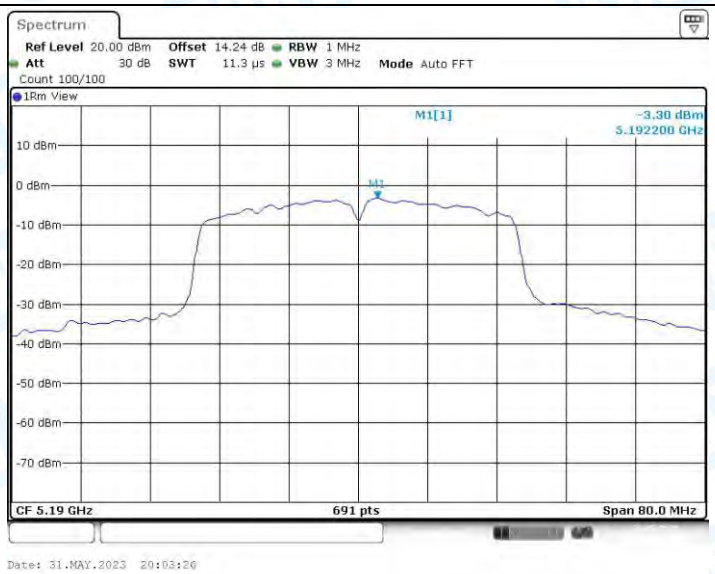

11N40SISO_Ant1_5190

11N40SISO_Ant1_5230

11N40SISO_Ant1_5270

11N40SISO_Ant1_5310

11N40SISO_Ant1_5510

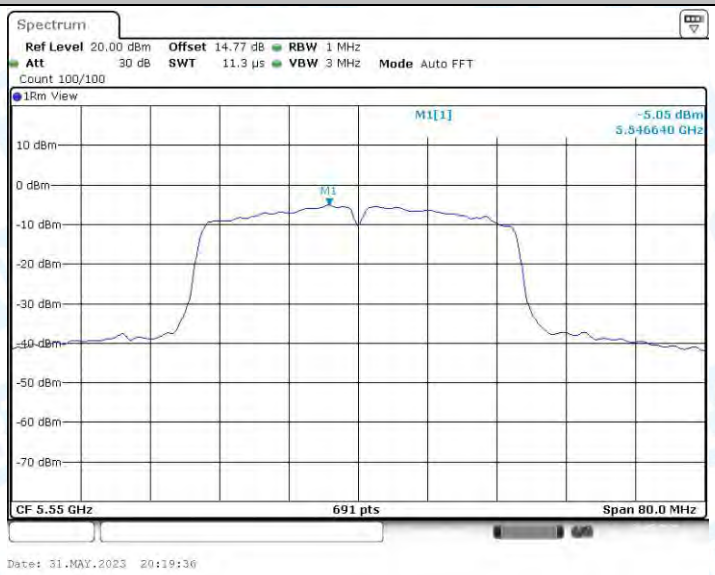

11N40SISO_Ant1_5550

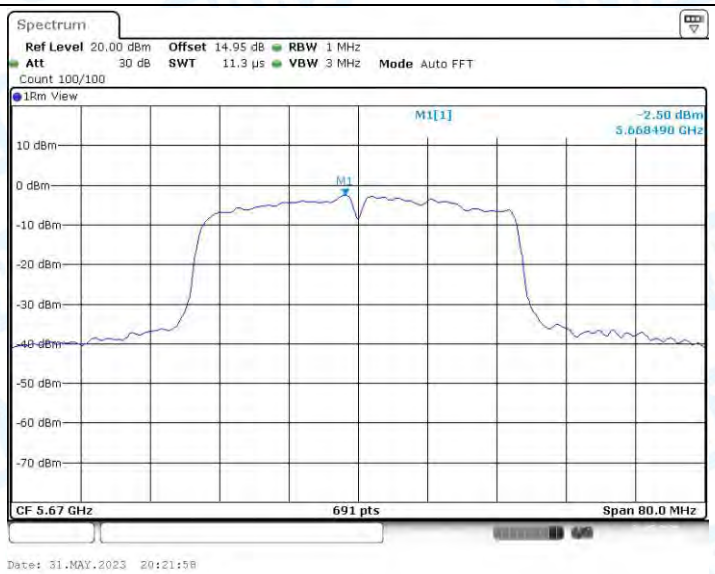

11N40SISO_Ant1_5670

11N40SISO_Ant1_5755

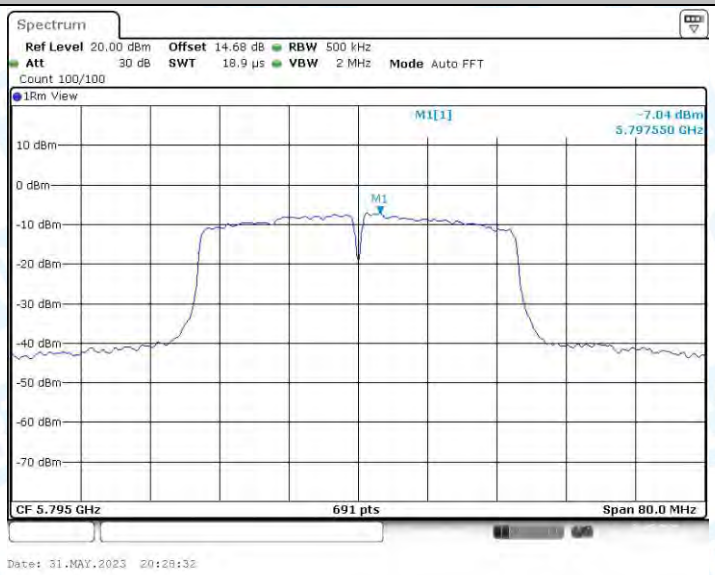

11N40SISO_Ant1_5795

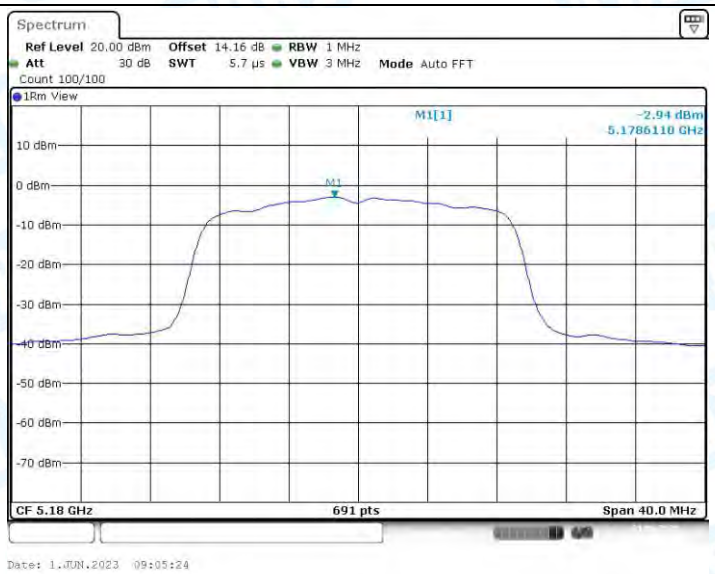

11AC20SISO_Ant1_5180

11AC20SISO_Ant1_5200

11AC20SISO_Ant1_5240