3 in 1 Wireless Charging Magnetic Power Bank

Product Manual

Thanks for choosing us !

This product is a powerful 3 in 1 magnetic wireless charger with 5000mAh power bank , which can provide wireless charging for iPhone12 / 13 /14 . This wireless charger features 3 Qi-compatible charging mats, having the ability of charging phone , Airpods and Apple Watch simultaneously..

It's Aluminum alloy and foldable design. Its appearance resembles a cool shell. The 5000mAh Battery can meet outside charging needs. It can be folded for Easy storage and travel carrying.

1 ABOUT WIRELESS CHARGER

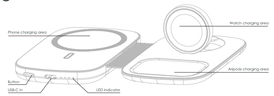

SPECIFICATION

Capacity	: 5000mAh
Input (USB–C)	: 5V2.4A 9V/2.2A
Output (USB–C)	: 5V2.4A 9V/2.2A 12V/1.5A
Wireless output1	: 5W 7.5W 10W 15W(MAX)
Wireless output2	: 5W (For Airpods)
Wireless output3	: 3W (For Watch)

Note:

QC3.0 / PD Quick Charge wall adapter (≥18W) required for Fast Charge Mode, Otherwise it will cause unstable charging.

2 GUIDE ON HOW TO INPUT/OUTPUT

1. INPUT:

Connect the Power bank to the QC3.0/PD fast charging wall adapter. You can use USB-C Port to charge for the Power bank. 4 Power lights are used to display the capacity of the battery.

2. OUTPUT:

The USB-C port supports QC / PD fast charge output. Connect the USB-C port to the mobile phone, the mobile phone can be quickly charged.

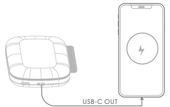

3 GUIDE ON HOW TO WIRELESS CHARGE

3 IN 1 Charging Mode

Apple watch & phone & Airpods wireless charging simultaneously

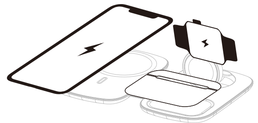

Note: The mobile phone needs to be aligned with the charging center area, otherwise it will cause intermittent or poor charging.

When the lights flashes fast, it shows Metal FOD (Foreign Object Debris) on the surface or it is not working properly. Please remove the device and FOD immediately, then restart the product for reuse.

2 IN 1 Charging Mode

Apple watch Airpods wireless charging simultaneously

Singular charging Mode

Only Magafe wireless charging for mobile Phone

4 COMPATIBILITY

Compatible Models: All Qi-enabled phones and devices.

Magnetic Charging Mode: All iPhone 15, 14, 13, & 12 models.

For all other mobile phones a magnetic protective case is required.

5 PLEASE NOTE

1. Generally, the full charge of the mobile phone is 3~4 hours. Please remove the mobile phone immediately after the mobile phone is full to avoid overheating. Please do not charge the phone continuously for days.
2. Please try to align the phone with the surface dots to improve the charging efficiency. If the charge is unstable or not charging, adjust the phone position
3. If the phone case is too thick, please remove the case to increase the charging efficiency
4. It's normal for your device to get slightly warm during the inductive charging, it has an overheating protection function on built-in.
5. Do not place metal objects, magnetic cards, and metal phone cases on the charging pad, as this may cause damage or the charger may not work. Compatible with most kinds of phone cover cases, including rubber cases, hybrid cases, plastic/TPU/PC cases etc.
6. Do not place the charger closely to the magnetic stripes or chip cards(ID cards, bank cards) to avoid magnet failure.
7. Make sure that the pad doesn't get too hot. If it does, take your phone away from the pad, and switch the charger off;when the plate has cooled down try charging again.

6 WARRANTY

We provide warranty service in case the device does not work under normal use and identified by our company service commitment.

The manufacturer accepts no responsibility and the guarantee will not apply in the following conditions:

1. Improper work of the wireless charger due to the user's fault.
2. Manual disassembly of the device.
3. Improper device repair in unauthorized services.
4. Damage caused by the actions of the user.
5. Malfunctions caused by reasons beyond the control of the manufacturer such as power supply fluctuations, natural phenomena and natural disasters, fires, water-flood, interference with foreign objects or liquids in the device.
6. Inappropriate use of the appliance in any unforeseen way.

7 ENVIRONMENT PROTECTION FIRST!

Do not throw away the device with the normal household waste at the end of its life, but take it to the authorized recycler for disposal. By doing this,you help to preserve the environment.

FCC Statement

Changes or modifications not expressly approved by the party responsible for compliance could void the user's authority to operate the equipment.
This equipment has been tested and found to comply with the limits for a Class B digital device, pursuant to Part 15 of the FCC Rules. These limits are designed to provide reasonable protection against harmful interference in a residential installation. This equipment generates uses and can radiate radio frequency energy and, if not installed and used in accordance with the instructions, may cause harmful interference to radio communications. However, there is no guarantee that interference will not occur in a particular installation. If this equipment does cause harmful interference to radio or television reception, which can be determined by turning the equipment off and on, the user is encouraged to try to correct the interference by one or more of the following measures:

-- Reorient or relocate the receiving antenna.
-- Increase the separation between the equipment and receiver.
-- Connect the equipment into an outlet on a circuit different from that to which the receiver is connected.
-- Consult the dealer or an experienced radio/TV technician for help
This device complies with part 15 of the FCC rules. Operation is subject to the following two conditions (1)this device may not cause harmful interference, and (2) this device must accept any interference received, including interference that may cause undesired operation.

The device has been evaluated to meet general RF exposure requirement. The device can be used in portable exposure condition without restriction.