求是 价值 双赢

深圳市千目通讯科技有限公司

Shenzhen Qianmu Communication Technology Co.,Ltd.

Model number: LA32pro

Testing environment

	test item	equipment
1. S-parameter	1. Return Loss 2. VSWR	network analyzer: Agilent E5071B HP 8753D
2. Active	1. TRP 2. TIS 3. Frequency Tolerance 4. Screen out、Screen lighting	1. Chamber: ETS 7x4x3 m (3D) Chamber ETS 5x3x3 m (3D) Chamber 2.test instrument: Agilent 8960 E5515B×2 StarPoint SP6011
3.Passive	1.Gain 2.Efficiency	1. Chamber: ETS 7x4x3 m (3D) Chamber ETS 5x3x3 m (3D) Chamber 2. network analyzer: Agilent E5071B HP 8753D



1 Active Ch/Trace
2 Response
3 Stimulus
4 Mkr/Analysis
5 Instr State
Tr1 S11 SWR 1.000/ Ref 1.000 [F1 M]
S11 Smith (R+jX) Scale 1.000U [F1 M]
Display
Allocate Channels
Num of Traces
2
Allocate Traces
Display
Mem
Data -> Mem
Data Math
OFF
Equation Editor...
Equation
OFF
Edit Title Label
Meas
Scale
Avg
Cal
STIMULUS
Start
Stop
Center
Span
Sweep Setup
Trigger

BT ANT Efficiency And Gain:

FEITUKEJI											
Frequency ID	1	2	3	4	5	6	7	8	9	10	11
Frequency (MHz)	2400.0	2410.0	2420.0	2430.0	2440.0	2450.0	2460.0	2470.0	2480.0	2490.0	2500.0
Point Values											
Ant. Port Input Pwr. (dBm)	0.00	0.00	0.00	0.00	0.00	0.00	0.00	0.00	0.00	0.00	0.00
Tot. Rad. Pwr. (dBm)	-12.39	-12.27	-12.13	-11.77	-11.83	-11.47	-11.68	-11.84	-11.87	-11.65	-11.75
Peak EIRP (dBm)	-6.76	-6.88	-6.84	-6.56	-6.82	-6.56	-6.94	-7.35	-7.53	-7.40	-7.48
Directivity (dBi)	5.63	5.39	5.29	5.21	5.01	4.91	4.73	4.49	4.34	4.25	4.27
Efficiency (dB)	-12.39	-12.27	-12.13	-11.77	-11.83	-11.47	-11.68	-11.84	-11.87	-11.65	-11.75
Efficiency (%)	5.80	5.90	6.10	6.60	6.60	7.10	6.80	6.50	6.50	6.80	6.70
Gain (dBi)	-6.76	-6.88	-6.84	-6.56	-6.82	-6.56	-6.94	-7.35	-7.53	-7.40	-7.48
NHPRP ±Pi/4 (dBm)	-14.04	-13.88	-13.72	-13.33	-13.39	-13.02	-13.21	-13.34	-13.33	-13.06	-13.12
NHPRP ±Pi/6 (dBm)	-15.62	-15.46	-15.30	-14.91	-14.97	-14.61	-14.78	-14.88	-14.84	-14.54	-14.59
NHPRP ±Pi/8 (dBm)	-16.79	-16.65	-16.51	-16.14	-16.21	-15.86	-16.02	-16.09	-16.01	-15.68	-15.71
Upper Hem. PRP (dBm)	-14.16	-14.06	-13.94	-13.59	-13.68	-13.36	-13.62	-13.83	-13.89	-13.68	-13.76
Lower Hem. PRP (dBm)	-17.13	-16.97	-16.82	-16.43	-16.43	-16.00	-16.11	-16.19	-16.16	-15.92	-16.08
Upper Hem. PRP (%)	3.84	3.93	4.04	4.37	4.29	4.62	4.35	4.14	4.08	4.28	4.21
Lower Hem. PRP (%)	1.94	2.01	2.08	2.28	2.27	2.51	2.45	2.40	2.42	2.56	2.47

3D

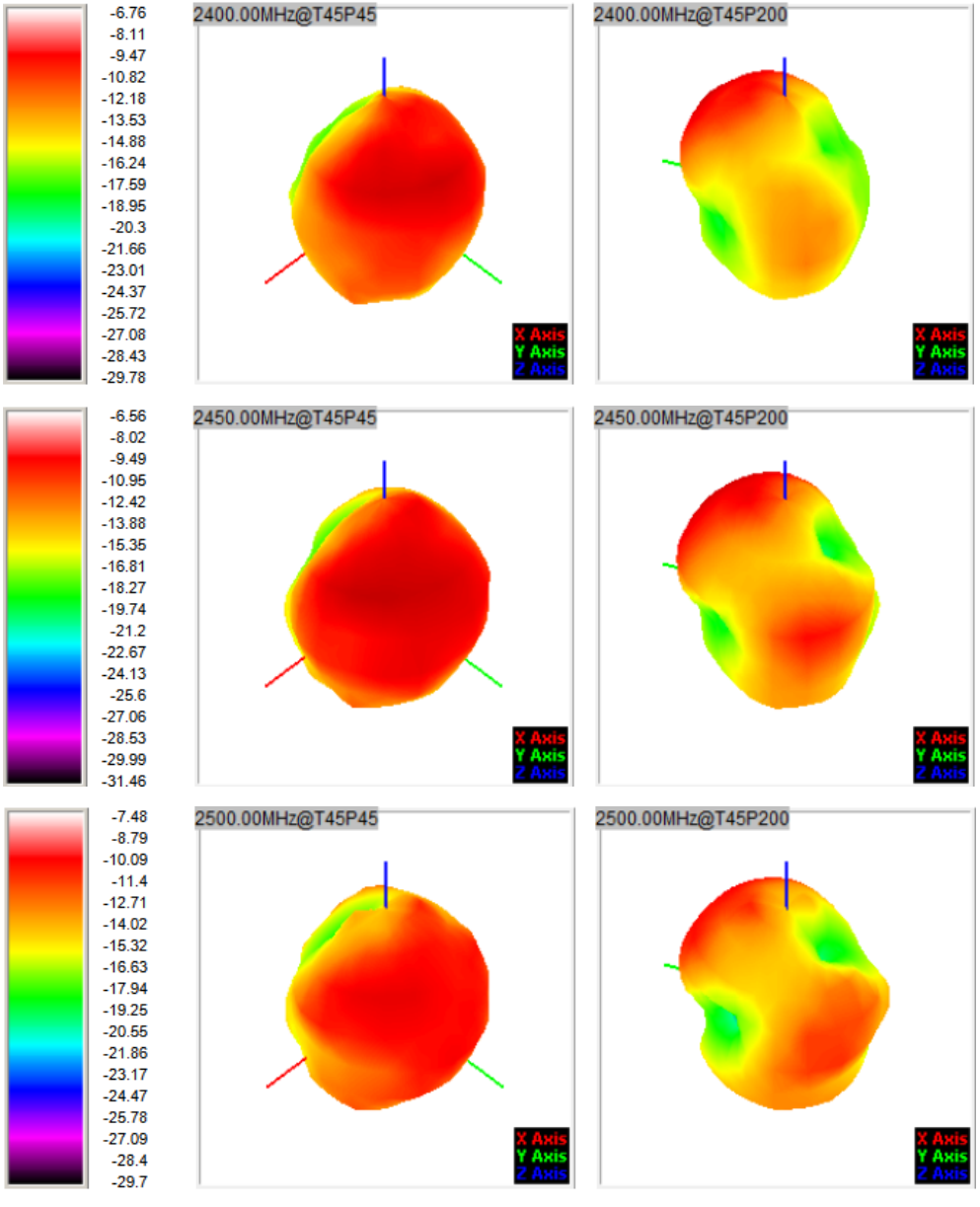
-6.76
-8.11
-9.47
-10.82
-12.18
-13.53
-14.88
-16.24
-17.59
-18.95
-20.3
-21.66
-23.01
-24.37
-25.72
-27.08
-28.43
-29.78
2400.00MHz@T45P45
2400.00MHz@T45P200
-6.56
-8.02
-9.49
-10.95
-12.42
-13.88
-15.35
-16.81
-18.27
-19.74
-21.2
-22.67
-24.13
-25.6
-27.06
-28.53
-29.99
-31.46
2450.00MHz@T45P45
2450.00MHz@T45P200
-7.48
-8.79
-10.09
-11.4
-12.71
-14.02
-15.32
-16.63
-17.94
-19.25
-20.55
-21.86
-23.17
-24.47
-25.78
-27.09
-28.4
-29.7
2500.00MHz@T45P45
2500.00MHz@T45P200
X Axis
Y Axis
Z Axis

BTANT metal frame serves as an antenna

The mainboard is in contact with metal



ANT specification



Antenna View (2mm*1mm)