FCC Measurement/Technical Report on

LARA-R6001 / LARA-R6001D
2G / 3G / LTE module

FCC ID: XPYUBX21BE01
IC: 8595A-UBX21BE01

Test Report Reference: MDE_UBLOX_2029_FCC_01

Test Laboratory:
7layers GmbH
Borsigstrasse 11
40880 Ratingen
Germany

Deutsche Akkreditierungsstelle
D-PL-12140-01-01
D-PL-12140-01-02
D-PL-12140-01-03

Note:
The following test results relate only to the devices specified in this document. This report shall not be reproduced in parts without the written approval of the test laboratory.

Table of Contents

1 Applied Standards and Test Summary 4

1.1 Applied Standards 4

1.2 FCC-IC Correlation Table 6

1.3 Measurement Summary 10

2 Revision History / Signatures 45

3 Administrative Data 46

3.1 Testing Laboratory 46

3.2 Project Data 46

3.3 Applicant Data 46

3.4 Manufacturer Data 46

4 Test object Data 47

4.1 General EUT Description 47

4.2 EUT Main components 47

4.3 Ancillary Equipment 49

4.4 Auxiliary Equipment 49

4.5 EUT Setups 49

4.6 Operating Modes / Test Channels 50

4.7 Product labelling 51

5 Test Results 52

5.1 RF Output power 52

5.2 Frequency stability 61

5.3 Spurious emissions at antenna terminals 67

5.4 Field strength of spurious radiation 74

5.5 Emission and occupied bandwidth 87

5.6 Band edge compliance 95

5.7 Peak-average-ratio 102

5.8 RF Output power 105

5.9 Frequency stability 112

5.10 Spurious emissions at antenna terminal 119

5.11 Field strength of spurious radiation 125

5.12 Emission and occupied bandwidth 137

5.13 Band edge compliance 144

5.14 Peak to Average Ratio 150

5.15 RF Output Power 153

5.16 Frequency stability 166

5.17 Spurious emissions at antenna terminals 174

5.18 Field strength of spurious radiation 183

5.19 Emission and occupied bandwidth 200

5.20 Band edge compliance 209

5.21 Peak to Average Ratio 220

5.22 RF Output Power 227

5.23 Frequency stability 230
5.24 Spurious emissions at antenna terminals 232
5.25 Field strength of spurious radiation 235
5.26 Emission and occupied bandwidth 241
5.27 Band edge compliance 244
5.28 Peak to Average Ratio 247
5.29 RF Output Power 250
5.30 Spurious Emissions at antenna terminals 253
5.31 Field Strength of Spurious Radiation 256
5.32 Emission and Occupied Bandwidth 262
5.33 Band Edge 266
5.34 Peak to Average Ratio 269

6 Test Equipment 271

7 Antenna Factors, Cable Loss and Sample Calculations 275

7.1 LISN R&S ESH3-Z5 (150 kHz – 30 MHz) 275
7.2 Antenna R&S HFH2-Z2 (9 kHz – 30 MHz) 276
7.3 Antenna R&S HL562 (30 MHz – 1 GHz) 277
7.4 Antenna R&S HF907 (1 GHz – 18 GHz) 278
7.5 Antenna EMCO 3160-09 (18 GHz – 26.5 GHz) 279
7.6 Antenna EMCO 3160-10 (26.5 GHz – 40 GHz) 280

8 Measurement Uncertainties 281

9 Photo Report 285

1 APPLIED STANDARDS AND TEST SUMMARY

1.1 APPLIED STANDARDS

Type of Authorization
Certification for a cellular mobile device.

Applicable FCC Rules

Prepared in accordance with the requirements of FCC Rules and Regulations as listed in 47 CFR Ch.1 Parts 2 and 22, 24,27 and 90, (10-1-20 Edition). The following subparts are applicable to the results in this test report.

Part 2, Subpart J - Equipment Authorization Procedures, Certification

Part 22, Subpart H – Cellular Radiotelephone Service

§ 22.905 – Channels for cellular service
§ 22.913 – Effective radiated power limits
§ 22.917 – Emission limitations for cellular equipment

Part 24, Subpart E – Broadband PCS

§ 24.232 – Power and antenna height limits
§ 24.235 – Frequency stability
§ 24.238 – Emission limitations for Broadband PCS equipment

Part 27; Miscellaneous Wireless Communications Services
Subpart C – Technical standards

§ 27.50 – Power and duty cycle limits
§ 27.53 – Emission limits
§ 27.54 – Frequency stability

Part 27; Miscellaneous Wireless Communications Services
Subpart P – Technical standards

§ 27.1507 – Power and duty cycle limits
§ 27.1509 – Emission limits
§ 27.54 – Frequency stability

Part 90; Private Land Mobile Radio Services

Subpart S—REGULATIONS GOVERNING LICENSING AND USE OF FREQUENCIES IN THE 806-824, 851-869, 896-901, AND 935-940 MHZ BANDS

Subpart R—REGULATIONS GOVERNING THE LICENSING AND USE OF FREQUENCIES IN THE 763-775 AND 793-805 MHZ BANDS

§ 90.635 – Limitations on power and antenna height
§ 90.543 – Emission limitations
§ 90.539 – Frequency stability

The tests were selected and performed with reference to:

- FCC Public Notice 971168 applying "Measurement guidance for certification of licensed digital transmitters" 971168 D01 v03r01, 2018-04-09

- ANSI C63.26: 2015

1.2 FCC-IC CORRELATION TABLE

Correlation of measurement requirements for Cellular Mobile Devices from FCC and ISED Canada

Measurement	FCC reference	ISED reference
RF Output Power	§ 2.1046 § 22.913	RSS-GEN Issue 5, 6.12 RSS-132 Issue 3, 5.4
Peak-Average-Ratio	-	RSS 132 Issue 3: 5.4
Emission and Occupied bandwidth	§ 2.1049	RSS-GEN Issue 5, 6.7
Spurious Emission at Antenna Terminals	§ 2.1051 § 22.917	RSS-GEN Issue 5, 6.13 RSS-132 Issue 3, 5.5
Band Edge Compliance	§ 2.1051 § 22.917	RSS-GEN Issue 4, 6.13 RSS-132 Issue 3, 5.5
Frequency stability	§ 2.1055 § 22.355	RSS-GEN Issue 5, 6.11 RSS-132 Issue 3: 5.3
Field strength of spurious radiation	§ 2.1053 § 22.917	RSS-GEN Issue 5, 6.13 RSS-132 Issue 3: 5.5

Correlation of measurement requirements for Cellular Mobile Devices from FCC and ISED Canada

Measurement	FCC reference	ISED reference
RF Output Power	§ 2.1046 § 24.232	RSS-GEN Issue 5, 6.12 RSS-133 Issue 6, 6.4
Peak-Average-Ratio	§ 24.232	RSS 133 Issue 6: 6.4
Emission and Occupied bandwidth	§ 2.1049	RSS-GEN Issue 5, 6.7
Spurious Emission at Antenna Terminals	§ 2.1051 § 24.238	RSS-GEN Issue 5, 6.13 RSS-133 Issue 6, 6.5
Band Edge Compliance	§ 2.1051 § 24.238	RSS-GEN Issue 5, 6.13 RSS-133 Issue 6, 6.5
Frequency stability	§ 2.1055 § 24.235	RSS-GEN Issue 5, 6.11 RSS-133 Issue 6: 6.3
Field strength of spurious radiation	§ 2.1053 § 24.236	RSS-GEN Issue 5, 6.13 RSS-133 Issue 6: 6.5

Correlation of measurement requirements for Cellular Mobile Devices from FCC and ISED Canada

Measurement	FCC reference	ISED reference
RF Output Power	§ 2.1046 § 27.50 § 27.1507	RSS-GEN Issue 5, 6.12 RSS-130 Issue 2, 4.6.2/4.6.3 RSS-139 Issue 3, 6.5 RSS-199 Issue 3, 4.4
Peak to Average-Ratio	§ 27.50 § 27.1507	RSS-130 Issue 2: 4.6.1 RSS 139 Issue 3: 6.5 RSS-199 Issue 3, 4.4
Emission and Occupied bandwidth	§ 2.1049	RSS-GEN Issue 5, 6.7
Spurious Emission at Antenna Terminals	§ 2.1051 § 27.53 § 27.1509	RSS-GEN Issue 5, 6.13 RSS-130 Issue 2: 4.7.1/4.7.2 RSS-139 Issue 3, 6.6 RSS-199 Issue 3, 4.5
Band Edge Compliance	§ 2.1051 § 27.53 § 27.1509	RSS-GEN Issue 5, 6.13 RSS-130 Issue 2: 4.7.1/4.7.2 RSS-139 Issue 3, 6.6 RSS-199 Issue 3, 4.5
Frequency stability	§ 2.1055 § 27.54	RSS-GEN Issue 5, 6.11 RSS-130 Issue 2: 4.5 RSS-139 Issue 3: 6.4 RSS-199 Issue 3, 4.3
Field strength of spurious radiation	§ 2.1053 § 27.53 § 27.1509	RSS-GEN Issue 5, 6.13 RSS-130 Issue 2: 4.7.1/4.7.2 RSS-139 Issue 3: 6.6 RSS-199 Issue 3, 4.5

Correlation of measurement requirements for Cellular Mobile Devices from FCC and ISED Canada

Measurement	FCC reference	ISED reference
RF Output Power	§ 2.1046 § 90.635	RSS-GEN Issue 5, 6.12 RSS-140 Issue 1, 4.3
Peak to Average-Ratio	§ 90.635	RSS-140 Issue 1, 4.3
Emission and Occupied bandwidth	§ 2.1049	RSS-GEN Issue 5, 6.7
Spurious Emission at Antenna Terminals	§ 2.1051 § 90.543	RSS-GEN Issue 5, 6.13 RSS-140 Issue 1, 4.4
Band Edge Compliance	§ 2.1051 § 90.543	RSS-GEN Issue 5, 6.13 RSS-140 Issue 1, 4.4
Frequency stability	§ 2.1055 § 90.539	RSS-GEN Issue 5, 6.11 RSS-140 Issue 1, 4.2
Field strength of spurious radiation	§ 2.1053 § 90.543	RSS-GEN Issue 5, 6.13 RSS-140 Issue 1, 4.4

1.3 MEASUREMENT SUMMARY

47 CFR CHAPTER I FCC PART 22 § 2.1046 § 22.913 Subpart H

RF Output power

The measurement was performed according to ANSI C63.26: 2015 **Final Result**

OP-Mode Technology, Radio Technology, Operating Frequency, ChBW, Ressource Blocks, Measurement method	**Setup**	**Date**	**FCC**	**IC**
GSM, GSM 850 EDGE, high channel, 0.2 MHz, conducted	S01_AB01	2021-07-15	Passed	Passed
GSM, GSM 850 EDGE, low channel, 0.2 MHz, conducted	S01_AB01	2021-07-15	Passed	Passed
GSM, GSM 850 EDGE, mid channel, 0.2 MHz, conducted	S01_AB01	2021-07-15	Passed	Passed
GSM, GSM 850, high channel, 0.2 MHz, conducted	S01_AB01	2021-07-15	Passed	Passed
GSM, GSM 850, low channel, 0.2 MHz, conducted	S01_AB01	2021-07-15	Passed	Passed
GSM, GSM 850, mid channel, 0.2 MHz, conducted	S01_AB01	2021-07-15	Passed	Passed
UTRA, FDD V HSDPA, Subtest 1, high channel, 5 MHz, cond.	S01_AS04	2021-08-26	Passed	Passed
UTRA, FDD V HSDPA, Subtest 1, low channel, 5 MHz, cond.	S01_AS04	2021-08-26	Passed	Passed
UTRA, FDD V HSDPA, Subtest 1, mid channel, 5 MHz, cond.	S01_AS04	2021-08-26	Passed	Passed
UTRA, FDD V HSDPA, Subtest 2, high channel, 5 MHz, cond.	S01_AY04	2021-08-28	Passed	Passed
UTRA, FDD V HSDPA, Subtest 2, low channel, 5 MHz, cond.	S01_AY04	2021-08-28	Passed	Passed
UTRA, FDD V HSDPA, Subtest 2, mid channel, 5 MHz, cond.	S01_AY04	2021-08-28	Passed	Passed
UTRA, FDD V HSDPA, Subtest 3, high channel, 5 MHz, cond.	S01_AY04	2021-08-28	Passed	Passed
UTRA, FDD V HSDPA, Subtest 3, low channel, 5 MHz, cond.	S01_AY04	2021-08-28	Passed	Passed
UTRA, FDD V HSDPA, Subtest 3, mid channel, 5 MHz, cond.	S01_AY04	2021-08-28	Passed	Passed
UTRA, FDD V HSDPA, Subtest 4, high channel, 5 MHz, cond.	S01_AY04	2021-08-28	Passed	Passed
UTRA, FDD V HSDPA, Subtest 4, low channel, 5 MHz, cond.	S01_AY04	2021-08-28	Passed	Passed
UTRA, FDD V HSDPA, Subtest 4, mid channel, 5 MHz, cond.	S01_AY04	2021-08-28	Passed	Passed
UTRA, FDD V HSUPA, Subtest 1, high channel, 5 MHz, cond.	S01_AS04	2021-09-15	Passed	Passed
UTRA, FDD V HSUPA, Subtest 1, low channel, 5 MHz, conducted	S01_AS04	2021-09-15	Passed	Passed
UTRA, FDD V HSUPA, Subtest 1, mid channel, 5 MHz, cond.	S01_AS04	2021-09-15	Passed	Passed
UTRA, FDD V HSUPA, Subtest 2, high channel, 5 MHz, cond.	S01_AY04	2021-09-27	Passed	Passed
UTRA, FDD V HSUPA, Subtest 2, low channel, 5 MHz, conducted	S01_AS04	2021-09-15	Passed	Passed
UTRA, FDD V HSUPA, Subtest 2, mid channel, 5 MHz, cond.	S01_AS04	2021-09-15	Passed	Passed
UTRA, FDD V HSUPA, Subtest 3, high channel, 5 MHz, cond.	S01_AS04	2021-09-15	Passed	Passed
UTRA, FDD V HSUPA, Subtest 3, low channel, 5 MHz, conducted	S01_AS04	2021-09-15	Passed	Passed
UTRA, FDD V HSUPA, Subtest 3, mid channel, 5 MHz, cond.	S01_AS04	2021-09-15	Passed	Passed
UTRA, FDD V HSUPA, Subtest 4, high channel, 5 MHz, cond.	S01_AS04	2021-09-15	Passed	Passed
UTRA, FDD V HSUPA, Subtest 4, low channel, 5 MHz, conducted	S01_AS04	2021-09-15	Passed	Passed
UTRA, FDD V HSUPA, Subtest 4, mid channel, 5 MHz, cond.	S01_AS04	2021-09-15	Passed	Passed
UTRA, FDD V HSUPA, Subtest 5, high channel, 5 MHz, cond.	S01_AS04	2021-09-15	Passed	Passed
UTRA, FDD V HSUPA, Subtest 5, low channel, 5 MHz, conducted	S01_AS04	2021-09-15	Passed	Passed
UTRA, FDD V HSUPA, Subtest 5, mid channel, 5 MHz, cond.	S01_AS04	2021-09-15	Passed	Passed
UTRA, FDD V, none, high channel, 5 MHz, conducted	S01_AS04	2021-09-15	Passed	Passed
UTRA, FDD V, none, low channel, 5 MHz, conducted	S01_AS04	2021-09-15	Passed	Passed
UTRA, FDD V, none, mid channel, 5 MHz, conducted	S01_AS04	2021-09-15	Passed	Passed
E-UTRA, eFDD 26 16QAM, high channel, 1.4 MHz, 1, conducted	S01_AS03	2021-08-14	Passed	Passed
E-UTRA, eFDD 26 16QAM, high channel, 1.4 MHz, 6, conducted	S01_AS03	2021-08-14	Passed	Passed
E-UTRA, eFDD 26 16QAM, high channel, 10 MHz, 1, conducted	S01_AS03	2021-08-14	Passed	Passed
E-UTRA, eFDD 26 16QAM, high channel, 3 MHz, 1, conducted	S01_AS04	2021-09-20	Passed	Passed
E-UTRA, eFDD 26 16QAM, high channel, 3 MHz, 15, conducted	S01_AS04	2021-09-20	Passed	Passed

47 CFR CHAPTER I FCC PART 22 § 2.1046 § 22.913 Subpart H

RF Output power

The measurement was performed according to ANSI C63.26: 2015 **Final Result**

OP-Mode Technology, Radio Technology, Operating Frequency, ChBW, Ressource Blocks, Measurement method	**Setup**	**Date**	**FCC**	**IC**
E-UTRA, eFDD 26 16QAM, high channel, 5 MHz, 1, conducted	S01_AS03	2021-08-14	Passed	Passed
E-UTRA, eFDD 26 16QAM, high channel, 5 MHz, 25, conducted	S01_AS03	2021-08-14	Passed	Passed
E-UTRA, eFDD 26 16QAM, low channel, 1.4 MHz, 1, conducted	S01_AS03	2021-08-14	Passed	Passed
E-UTRA, eFDD 26 16QAM, low channel, 1.4 MHz, 6, conducted	S01_AS03	2021-08-14	Passed	Passed
E-UTRA, eFDD 26 16QAM, low channel, 10 MHz, 1, conducted	S01_AS03	2021-08-14	Passed	Passed
E-UTRA, eFDD 26 16QAM, low channel, 3 MHz, 1, conducted	S01_AS03	2021-08-14	Passed	Passed
E-UTRA, eFDD 26 16QAM, low channel, 3 MHz, 15, conducted	S01_AS03	2021-08-14	Passed	Passed
E-UTRA, eFDD 26 16QAM, low channel, 5 MHz, 1, conducted	S01_AS03	2021-08-14	Passed	Passed
E-UTRA, eFDD 26 16QAM, low channel, 5 MHz, 25, conducted	S01_AS03	2021-08-14	Passed	Passed
E-UTRA, eFDD 26 16QAM, mid channel, 1.4 MHz, 1, conducted	S01_AS03	2021-08-14	Passed	Passed
E-UTRA, eFDD 26 16QAM, mid channel, 1.4 MHz, 6, conducted	S01_AS03	2021-08-14	Passed	Passed
E-UTRA, eFDD 26 16QAM, mid channel, 10 MHz, 1, conducted	S01_AS03	2021-08-14	Passed	Passed
E-UTRA, eFDD 26 16QAM, mid channel, 3 MHz, 1, conducted	S01_AS03	2021-08-14	Passed	Passed
E-UTRA, eFDD 26 16QAM, mid channel, 3 MHz, 15, conducted	S01_AS03	2021-08-14	Passed	Passed
E-UTRA, eFDD 26 16QAM, mid channel, 5 MHz, 1, conducted	S01_AS03	2021-08-14	Passed	Passed
E-UTRA, eFDD 26 16QAM, mid channel, 5 MHz, 25, conducted	S01_AS03	2021-08-14	Passed	Passed
E-UTRA, eFDD 26 QPSK, high channel, 1.4 MHz, 1, conducted	S01_AR03	2021-08-10	Passed	Passed
E-UTRA, eFDD 26 QPSK, high channel, 1.4 MHz, 3, conducted	S01_AR03	2021-08-10	Passed	Passed
E-UTRA, eFDD 26 QPSK, high channel, 1.4 MHz, 6, conducted	S01_AR03	2021-08-10	Passed	Passed
E-UTRA, eFDD 26 QPSK, high channel, 10 MHz, 1, conducted	S01_AR03	2021-08-10	Passed	Passed
E-UTRA, eFDD 26 QPSK, high channel, 10 MHz, 50, conducted	S01_AR03	2021-08-10	Passed	Passed
E-UTRA, eFDD 26 QPSK, high channel, 3 MHz, 1, conducted	S01_AS04	2021-09-20	Passed	Passed
E-UTRA, eFDD 26 QPSK, high channel, 3 MHz, 15, conducted	S01_AS04	2021-09-20	Passed	Passed
E-UTRA, eFDD 26 QPSK, high channel, 5 MHz, 1, conducted	S01_AR03	2021-08-10	Passed	Passed
E-UTRA, eFDD 26 QPSK, high channel, 5 MHz, 12, conducted	S01_AR03	2021-08-10	Passed	Passed
E-UTRA, eFDD 26 QPSK, high channel, 5 MHz, 25, conducted	S01_AR03	2021-08-10	Passed	Passed
E-UTRA, eFDD 26 QPSK, low channel, 1.4 MHz, 1, conducted	S01_AR03	2021-08-10	Passed	Passed
E-UTRA, eFDD 26 QPSK, low channel, 1.4 MHz, 3, conducted	S01_AR03	2021-08-10	Passed	Passed
E-UTRA, eFDD 26 QPSK, low channel, 1.4 MHz, 6, conducted	S01_AR03	2021-08-10	Passed	Passed
E-UTRA, eFDD 26 QPSK, low channel, 10 MHz, 1, conducted	S01_AR03	2021-08-10	Passed	Passed
E-UTRA, eFDD 26 QPSK, low channel, 10 MHz, 50, conducted	S01_AR03	2021-08-10	Passed	Passed
E-UTRA, eFDD 26 QPSK, low channel, 3 MHz, 1, conducted	S01_AR03	2021-08-10	Passed	Passed
E-UTRA, eFDD 26 QPSK, low channel, 3 MHz, 15, conducted	S01_AR03	2021-08-10	Passed	Passed
E-UTRA, eFDD 26 QPSK, low channel, 5 MHz, 1, conducted	S01_AR03	2021-08-10	Passed	Passed
E-UTRA, eFDD 26 QPSK, low channel, 5 MHz, 12, conducted	S01_AR03	2021-08-10	Passed	Passed
E-UTRA, eFDD 26 QPSK, low channel, 5 MHz, 25, conducted	S01_AR03	2021-08-10	Passed	Passed
E-UTRA, eFDD 26 QPSK, mid channel, 1.4 MHz, 1, conducted	S01_AR03	2021-08-10	Passed	Passed
E-UTRA, eFDD 26 QPSK, mid channel, 1.4 MHz, 3, conducted	S01_AR03	2021-08-10	Passed	Passed
E-UTRA, eFDD 26 QPSK, mid channel, 1.4 MHz, 6, conducted	S01_AR03	2021-08-10	Passed	Passed
E-UTRA, eFDD 26 QPSK, mid channel, 10 MHz, 1, conducted	S01_AR03	2021-08-10	Passed	Passed
E-UTRA, eFDD 26 QPSK, mid channel, 10 MHz, 50, conducted	S01_AR03	2021-08-10	Passed	Passed
E-UTRA, eFDD 26 QPSK, mid channel, 3 MHz, 1, conducted	S01_AR03	2021-08-10	Passed	Passed
E-UTRA, eFDD 26 QPSK, mid channel, 3 MHz, 15, conducted	S01_AR03	2021-08-10	Passed	Passed
E-UTRA, eFDD 26 QPSK, mid channel, 5 MHz, 1, conducted	S01_AR03	2021-08-10	Passed	Passed
E-UTRA, eFDD 26 QPSK, mid channel, 5 MHz, 12, conducted	S01_AR03	2021-08-10	Passed	Passed

47 CFR CHAPTER I FCC PART 22 § 2.1046 § 22.913 Subpart H

RF Output power

The measurement was performed according to ANSI C63.26: 2015 **Final Result**

OP-Mode Technology, Radio Technology, Operating Frequency, ChBW, Ressource Blocks, Measurement method	**Setup**	**Date**	**FCC**	**IC**
E-UTRA, eFDD 26 QPSK, mid channel, 5 MHz, 25, conducted	S01_AR03	2021-08-10	Passed	Passed
E-UTRA, eFDD 5 16QAM, high channel, 1.4 MHz, 1, conducted	S01_AS03	2021-08-12	Passed	Passed
E-UTRA, eFDD 5 16QAM, high channel, 1.4 MHz, 6, conducted	S01_AS03	2021-08-12	Passed	Passed
E-UTRA, eFDD 5 16QAM, high channel, 10 MHz, 1, conducted	S01_AS03	2021-08-12	Passed	Passed
E-UTRA, eFDD 5 16QAM, high channel, 3 MHz, 1, conducted	S01_AS03	2021-08-12	Passed	Passed
E-UTRA, eFDD 5 16QAM, high channel, 3 MHz, 15, conducted	S01_AS03	2021-08-12	Passed	Passed
E-UTRA, eFDD 5 16QAM, high channel, 5 MHz, 1, conducted	S01_AS03	2021-08-16	Passed	Passed
E-UTRA, eFDD 5 16QAM, high channel, 5 MHz, 25, conducted	S01_AS03	2021-08-16	Passed	Passed
E-UTRA, eFDD 5 16QAM, low channel, 1.4 MHz, 1, conducted	S01_AS03	2021-08-12	Passed	Passed
E-UTRA, eFDD 5 16QAM, low channel, 1.4 MHz, 6, conducted	S01_AS03	2021-08-12	Passed	Passed
E-UTRA, eFDD 5 16QAM, low channel, 10 MHz, 1, conducted	S01_AS03	2021-08-14	Passed	Passed
E-UTRA, eFDD 5 16QAM, low channel, 3 MHz, 1, conducted	S01_AS03	2021-08-12	Passed	Passed
E-UTRA, eFDD 5 16QAM, low channel, 3 MHz, 15, conducted	S01_AS03	2021-08-12	Passed	Passed
E-UTRA, eFDD 5 16QAM, low channel, 5 MHz, 1, conducted	S01_AS03	2021-08-16	Passed	Passed
E-UTRA, eFDD 5 16QAM, low channel, 5 MHz, 25, conducted	S01_AS03	2021-08-16	Passed	Passed
E-UTRA, eFDD 5 16QAM, mid channel, 1.4 MHz, 1, conducted	S01_AS03	2021-08-12	Passed	Passed
E-UTRA, eFDD 5 16QAM, mid channel, 1.4 MHz, 6, conducted	S01_AS03	2021-08-12	Passed	Passed
E-UTRA, eFDD 5 16QAM, mid channel, 10 MHz, 1, conducted	S01_AS03	2021-08-12	Passed	Passed
E-UTRA, eFDD 5 16QAM, mid channel, 3 MHz, 1, conducted	S01_AS03	2021-08-12	Passed	Passed
E-UTRA, eFDD 5 16QAM, mid channel, 3 MHz, 15, conducted	S01_AS03	2021-08-12	Passed	Passed
E-UTRA, eFDD 5 16QAM, mid channel, 5 MHz, 1, conducted	S01_AS03	2021-08-12	Passed	Passed
E-UTRA, eFDD 5 16QAM, mid channel, 5 MHz, 25, conducted	S01_AS03	2021-08-12	Passed	Passed
E-UTRA, eFDD 5 QPSK, high channel, 1.4 MHz, 1, conducted	S01_AR03	2021-08-10	Passed	Passed
E-UTRA, eFDD 5 QPSK, high channel, 1.4 MHz, 3, conducted	S01_AR03	2021-08-10	Passed	Passed
E-UTRA, eFDD 5 QPSK, high channel, 1.4 MHz, 6, conducted	S01_AR03	2021-08-10	Passed	Passed
E-UTRA, eFDD 5 QPSK, high channel, 10 MHz, 1, conducted	S01_AR03	2021-08-10	Passed	Passed
E-UTRA, eFDD 5 QPSK, high channel, 10 MHz, 50, conducted	S01_AR03	2021-08-10	Passed	Passed
E-UTRA, eFDD 5 QPSK, high channel, 3 MHz, 1, conducted	S01_AR03	2021-08-10	Passed	Passed
E-UTRA, eFDD 5 QPSK, high channel, 3 MHz, 15, conducted	S01_AR03	2021-08-10	Passed	Passed
E-UTRA, eFDD 5 QPSK, high channel, 5 MHz, 1, conducted	S01_AS03	2021-08-14	Passed	Passed
E-UTRA, eFDD 5 QPSK, high channel, 5 MHz, 12, conducted	S01_AS03	2021-08-14	Passed	Passed
E-UTRA, eFDD 5 QPSK, high channel, 5 MHz, 25, conducted	S01_AS03	2021-08-14	Passed	Passed
E-UTRA, eFDD 5 QPSK, low channel, 1.4 MHz, 1, conducted	S01_AR03	2021-08-10	Passed	Passed
E-UTRA, eFDD 5 QPSK, low channel, 1.4 MHz, 3, conducted	S01_AR03	2021-08-10	Passed	Passed
E-UTRA, eFDD 5 QPSK, low channel, 1.4 MHz, 6, conducted	S01_AR03	2021-08-10	Passed	Passed
E-UTRA, eFDD 5 QPSK, low channel, 10 MHz, 1, conducted	S01_AR03	2021-08-10	Passed	Passed
E-UTRA, eFDD 5 QPSK, low channel, 10 MHz, 50, conducted	S01_AR03	2021-08-10	Passed	Passed
E-UTRA, eFDD 5 QPSK, low channel, 3 MHz, 1, conducted	S01_AR03	2021-08-10	Passed	Passed
E-UTRA, eFDD 5 QPSK, low channel, 3 MHz, 15, conducted	S01_AR03	2021-08-10	Passed	Passed
E-UTRA, eFDD 5 QPSK, low channel, 5 MHz, 1, conducted	S01_AS03	2021-08-14	Passed	Passed
E-UTRA, eFDD 5 QPSK, low channel, 5 MHz, 12, conducted	S01_AS03	2021-08-14	Passed	Passed
E-UTRA, eFDD 5 QPSK, low channel, 5 MHz, 25, conducted	S01_AS03	2021-08-14	Passed	Passed
E-UTRA, eFDD 5 QPSK, mid channel, 1.4 MHz, 1, conducted	S01_AR03	2021-08-10	Passed	Passed
E-UTRA, eFDD 5 QPSK, mid channel, 1.4 MHz, 3, conducted	S01_AR03	2021-08-10	Passed	Passed
E-UTRA, eFDD 5 QPSK, mid channel, 1.4 MHz, 6, conducted	S01_AR03	2021-08-10	Passed	Passed

47 CFR CHAPTER I FCC PART 22 § 2.1046 § 22.913 Subpart H

RF Output power

The measurement was performed according to ANSI C63.26: 2015 **Final Result**

OP-Mode Technology, Radio Technology, Operating Frequency, ChBW, Ressource Blocks, Measurement method	Setup	Date	FCC	IC
E-UTRA, eFDD 5 QPSK, mid channel, 10 MHz, 1, conducted	S01_AR03	2021-08-10	Passed	Passed
E-UTRA, eFDD 5 QPSK, mid channel, 10 MHz, 50, conducted	S01_AR03	2021-08-10	Passed	Passed
E-UTRA, eFDD 5 QPSK, mid channel, 3 MHz, 1, conducted	S01_AR03	2021-08-10	Passed	Passed
E-UTRA, eFDD 5 QPSK, mid channel, 3 MHz, 15, conducted	S01_AR03	2021-08-10	Passed	Passed
E-UTRA, eFDD 5 QPSK, mid channel, 5 MHz, 1, conducted	S01_AR03	2021-08-10	Passed	Passed
E-UTRA, eFDD 5 QPSK, mid channel, 5 MHz, 12, conducted	S01_AR03	2021-08-10	Passed	Passed
E-UTRA, eFDD 5 QPSK, mid channel, 5 MHz, 25, conducted	S01_AR03	2021-08-10	Passed	Passed

47 CFR CHAPTER I FCC PART 22 § 2.1055 § 22.355 Subpart H

Frequency stability

The measurement was performed according to ANSI C63.26: 2015 **Final Result**

OP-Mode Technology, Radio Technology, Operating Frequency, ChBW, Measurement method	Setup	Date	FCC	IC
GSM, GSM 850 EDGE, mid channel, 0.2 MHz, conducted	S01_AB01	2021-07-23	Passed	Passed
GSM, GSM 850 GPRS, mid channel, 0.2 MHz, conducted	S01_AB01	2021-07-21	Passed	Passed
UTRA, FDD V HSDPA, Subtest 1, mid channel, 5 MHz, cond.	S01_AY04	2021-08-30	Passed	Passed
UTRA, FDD V HSUPA, Subtest 1, mid channel, 5 MHz, cond.	S01_AY04	2021-09-03	Passed	Passed
UTRA, FDD V, none, mid channel, 5 MHz, conducted	S01_AY04	2021-09-01	Passed	Passed
E-UTRA, eFDD 5 QPSK, mid channel, 5 MHz, 1, conducted	S01_AS04	2021-09-05	Passed	Passed
E-UTRA, eFDD 26 QPSK, mid channel, 5 MHz, 1, conducted	S01_AS04	2021-09-05	Passed	Passed

47 CFR CHAPTER I FCC PART 22 § 2.1051 § 22.917 Subpart H

Spurious emissions at antenna terminals

The measurement was performed according to ANSI C63.26: 2015 **Final Result**

OP-Mode Technology, Radio Technology, Operating Frequency, ChBW, Measurement method	Setup	Date	FCC	IC
GSM, GSM 850 EDGE, high channel, 0.2 MHz, conducted	S01_AB01	2021-07-19	Passed	Passed
GSM, GSM 850 EDGE, low channel, 0.2 MHz, conducted	S01_AB01	2021-07-19	Passed	Passed
GSM, GSM 850 EDGE, mid channel, 0.2 MHz, conducted	S01_AB01	2021-07-19	Passed	Passed
GSM, GSM 850 GPRS, high channel, 0.2 MHz, conducted	S01_AB01	2021-07-19	Passed	Passed
GSM, GSM 850 GPRS, low channel, 0.2 MHz, conducted	S01_AB01	2021-07-19	Passed	Passed
GSM, GSM 850 GPRS, mid channel, 0.2 MHz, conducted	S01_AB01	2021-07-19	Passed	Passed
UTRA, FDD V HSDPA, Subtest 1, high channel, 5 MHz, cond.	S01_AY04	2021-08-28	Passed	Passed
UTRA, FDD V HSDPA, Subtest 1, low channel, 5 MHz, cond.	S01_AY04	2021-08-28	Passed	Passed
UTRA, FDD V HSDPA, Subtest 1, mid channel, 5 MHz, cond.	S01_AY04	2021-08-28	Passed	Passed
UTRA, FDD V HSUPA, Subtest 1, high channel, 5 MHz, cond.	S01_AS04	2021-09-15	Passed	Passed
UTRA, FDD V HSUPA, Subtest 1, low channel, 5 MHz, conducted	S01_AS04	2021-09-15	Passed	Passed
UTRA, FDD V HSUPA, Subtest 1, mid channel, 5 MHz, cond.	S01_AS04	2021-09-15	Passed	Passed

47 CFR CHAPTER I FCC PART 22 § 2.1051 § 22.917 Subpart H

Spurious emissions at antenna terminals
The measurement was performed according to ANSI C63.26: 2015

OP-Mode Technology, Radio Technology, Operating Frequency, ChBW, Measurement method	Setup	Date	Final Result FCC	IC
UTRA, FDD V, none, high channel, 5 MHz, conducted	S01_AS04	2021-09-15	Passed	Passed
UTRA, FDD V, none, low channel, 5 MHz, conducted	S01_AS04	2021-09-15	Passed	Passed
UTRA, FDD V, none, mid channel, 5 MHz, conducted	S01_AS04	2021-09-15	Passed	Passed
E-UTRA, eFDD 5 QPSK, high channel, 5 MHz, 1, conducted	S01_AS03	2021-08-12	Passed	Passed
E-UTRA, eFDD 5 QPSK, low channel, 5 MHz, 1, conducted	S01_AS03	2021-08-12	Passed	Passed
E-UTRA, eFDD 5 QPSK, mid channel, 5 MHz, 1, conducted	S01_AS03	2021-08-12	Passed	Passed
E-UTRA, eFDD 26 QPSK, high channel, 5 MHz, 1, conducted	S01_AS04	2021-10-21	Passed	Passed
E-UTRA, eFDD 26 QPSK, low channel, 5 MHz, 1, conducted	S01_AS04	2021-10-21	Passed	Passed
E-UTRA, eFDD 26 QPSK, mid channel, 5 MHz, 1, conducted	S01_AS04	2021-10-21	Passed	Passed

47 CFR CHAPTER I FCC PART 22 § 2.1053 § 22.917 Subpart H

Field strength of spurious radiation
The measurement was performed according to ANSI C63.26: 2015

OP-Mode Technology, Radio Technology, Operating Frequency, ChBW, Measurement method	Setup	Date	Final Result FCC	IC
GSM, GSM 850 EDGE, high channel, 0.2 MHz, radiated	S01_AB04	2021-10-03	Passed	Passed
GSM, GSM 850 EDGE, low channel, 0.2 MHz, radiated	S01_AB04	2021-10-03	Passed	Passed
GSM, GSM 850 EDGE, mid channel, 0.2 MHz, radiated	S01_AB04	2021-10-03	Passed	Passed
GSM, GSM 850 GPRS, high channel, 0.2 MHz, radiated	S01_AB04	2021-10-03	Passed	Passed
GSM, GSM 850 GPRS, low channel, 0.2 MHz, radiated	S01_AB04	2021-10-03	Passed	Passed
GSM, GSM 850 GPRS, mid channel, 0.2 MHz, radiated	S01_AB04	2021-10-03	Passed	Passed
UTRA, FDD V HSDPA, Subtest 1, high channel, 5 MHz, radiated	S01_AS04	2021-09-29	Passed	Passed
UTRA, FDD V HSDPA, Subtest 1, low channel, 5 MHz, radiated	S01_AS04	2021-09-29	Passed	Passed
UTRA, FDD V HSDPA, Subtest 1, mid channel, 5 MHz, radiated	S01_AS04	2021-09-29	Passed	Passed
UTRA, FDD V HSUPA, Subtest 1, high channel, 5 MHz, radiated	S01_AS04	2021-09-29	Passed	Passed
UTRA, FDD V HSUPA, Subtest 1, low channel, 5 MHz, radiated	S01_AS04	2021-09-29	Passed	Passed
UTRA, FDD V HSUPA, Subtest 1, mid channel, 5 MHz, radiated	S01_AS04	2021-09-29	Passed	Passed
UTRA, FDD V, none, high channel, 5 MHz, radiated	S01_AS04	2021-09-29	Passed	Passed
UTRA, FDD V, none, low channel, 5 MHz, radiated	S01_AS04	2021-09-29	Passed	Passed
UTRA, FDD V, none, mid channel, 5 MHz, radiated	S01_AS04	2021-09-29	Passed	Passed
E-UTRA, eFDD 26 QPSK, high channel, 5 MHz, 1, radiated	S01_AS04	2021-09-29	Passed	Passed
E-UTRA, eFDD 26 QPSK, low channel, 5 MHz, 1, radiated	S01_AS04	2021-09-29	Passed	Passed
E-UTRA, eFDD 26 QPSK, mid channel, 5 MHz, 1, radiated	S01_AS04	2021-09-29	Passed	Passed
E-UTRA, eFDD 5 QPSK, high channel, 5 MHz, 1, radiated	S01_AS04	2021-09-29	Passed	Passed
E-UTRA, eFDD 5 QPSK, low channel, 5 MHz, 1, radiated	S01_AS04	2021-09-29	Passed	Passed
E-UTRA, eFDD 5 QPSK, mid channel, 5 MHz, 1, radiated	S01_AS04	2021-09-29	Passed	Passed

47 CFR CHAPTER I FCC PART 22 § 2.1049
Subpart H

Emission and occupied bandwidth
The measurement was performed according to ANSI C63.26: 2015 **Final Result**

OP-Mode Technology, Radio Technology, Operating Frequency, ChBW, Measurement method	**Setup**	**Date**	**FCC**	**IC**
GSM, GSM 850 EDGE, high channel, 0.2 MHz, conducted	S01_AS04	2021-09-20	Passed	Passed
GSM, GSM 850 EDGE, low channel, 0.2 MHz, conducted	S01_AS04	2021-09-20	Passed	Passed
GSM, GSM 850 EDGE, mid channel, 0.2 MHz, conducted	S01_AS04	2021-09-20	Passed	Passed
GSM, GSM 850, high channel, 0.2 MHz, conducted	S01_AS04	2021-09-20	Passed	Passed
GSM, GSM 850, low channel, 0.2 MHz, conducted	S01_AS04	2021-09-20	Passed	Passed
GSM, GSM 850, mid channel, 0.2 MHz, conducted	S01_AS04	2021-09-20	Passed	Passed
UTRA, FDD V HSDPA, Subtest 1, high channel, 5 MHz, conducted	S01_AS04	2021-08-26	Passed	Passed
UTRA, FDD V HSDPA, Subtest 1, low channel, 5 MHz, conducted	S01_AS04	2021-08-26	Passed	Passed
UTRA, FDD V HSDPA, Subtest 1, mid channel, 5 MHz, conducted	S01_AS04	2021-08-26	Passed	Passed
UTRA, FDD V, none, high channel, 5 MHz, conducted	S01_AS04	2021-09-15	Passed	Passed
UTRA, FDD V, none, low channel, 5 MHz, conducted	S01_AS04	2021-09-15	Passed	Passed
UTRA, FDD V, none, mid channel, 5 MHz, conducted	S01_AS04	2021-09-15	Passed	Passed
UTRA, FDD V HSUPA, Subtest 1, high channel, 5 MHz, conducted	S01_AY04	2021-09-27	Passed	Passed
UTRA, FDD V HSUPA, Subtest 1, low channel, 5 MHz, conducted	S01_AY04	2021-09-27	Passed	Passed
UTRA, FDD V HSUPA, Subtest 1, mid channel, 5 MHz, conducted	S01_AY04	2021-09-27	Passed	Passed
UTRA, FDD V HSUPA, Subtest 5, high channel, 5 MHz, conducted	S01_AY04	2021-09-27	Passed	Passed
UTRA, FDD V HSUPA, Subtest 5, low channel, 5 MHz, conducted	S01_AY04	2021-09-27	Passed	Passed
UTRA, FDD V HSUPA, Subtest 5, mid channel, 5 MHz, conducted	S01_AY04	2021-09-27	Passed	Passed
E-UTRA, eFDD 26 16QAM, high channel, 1.4 MHz, 6, conducted	S01_AS04	2021-08-26	Passed	Passed
E-UTRA, eFDD 26 16QAM, high channel, 3 MHz, 15, conducted	S01_AS04	2021-08-26	Passed	Passed
E-UTRA, eFDD 26 16QAM, high channel, 5 MHz, 25, conducted	S01_AS04	2021-08-26	Passed	Passed
E-UTRA, eFDD 26 16QAM, low channel, 1.4 MHz, 6, conducted	S01_AS04	2021-08-26	Passed	Passed
E-UTRA, eFDD 26 16QAM, low channel, 3 MHz, 15, conducted	S01_AS04	2021-08-26	Passed	Passed
E-UTRA, eFDD 26 16QAM, low channel, 5 MHz, 25, conducted	S01_AS04	2021-08-26	Passed	Passed
E-UTRA, eFDD 26 16QAM, mid channel, 1.4 MHz, 6, conducted	S01_AS04	2021-08-26	Passed	Passed
E-UTRA, eFDD 26 16QAM, mid channel, 3 MHz, 15, conducted	S01_AS04	2021-08-26	Passed	Passed
E-UTRA, eFDD 26 16QAM, mid channel, 5 MHz, 25, conducted	S01_AS04	2021-08-26	Passed	Passed
E-UTRA, eFDD 26 QPSK, high channel, 1.4 MHz, 6, conducted	S01_AR03	2021-10-08	Passed	Passed
E-UTRA, eFDD 26 QPSK, high channel, 10 MHz, 50, conducted	S01_AR03	2021-10-08	Passed	Passed
E-UTRA, eFDD 26 QPSK, high channel, 10 MHz, 50, conducted	S01_AR03	2021-10-08	Passed	Passed
E-UTRA, eFDD 26 QPSK, high channel, 3 MHz, 15, conducted	S01_AR03	2021-10-08	Passed	Passed
E-UTRA, eFDD 26 QPSK, high channel, 5 MHz, 25, conducted	S01_AR03	2021-10-08	Passed	Passed
E-UTRA, eFDD 26 QPSK, low channel, 1.4 MHz, 6, conducted	S01_AR03	2021-10-08	Passed	Passed
E-UTRA, eFDD 26 QPSK, low channel, 10 MHz, 50, conducted	S01_AR03	2021-10-08	Passed	Passed
E-UTRA, eFDD 26 QPSK, low channel, 3 MHz, 15, conducted	S01_AR03	2021-10-08	Passed	Passed
E-UTRA, eFDD 26 QPSK, low channel, 5 MHz, 25, conducted	S01_AR03	2021-10-08	Passed	Passed
E-UTRA, eFDD 26 QPSK, mid channel, 1.4 MHz, 6, conducted	S01_AR03	2021-10-08	Passed	Passed
E-UTRA, eFDD 26 QPSK, mid channel, 10 MHz, 50, conducted	S01_AR03	2021-10-08	Passed	Passed
E-UTRA, eFDD 26 QPSK, mid channel, 3 MHz, 15, conducted	S01_AR03	2021-10-08	Passed	Passed
E-UTRA, eFDD 26 QPSK, mid channel, 5 MHz, 25, conducted	S01_AR03	2021-10-08	Passed	Passed
E-UTRA, eFDD 5 16QAM, high channel, 1.4 MHz, 6, conducted	S01_AS04	2021-08-26	Passed	Passed
E-UTRA, eFDD 5 16QAM, high channel, 3 MHz, 15, conducted	S01_AS04	2021-08-26	Passed	Passed
E-UTRA, eFDD 5 16QAM, high channel, 5 MHz, 25, conducted	S01_AS04	2021-08-26	Passed	Passed
E-UTRA, eFDD 5 16QAM, low channel, 1.4 MHz, 6, conducted	S01_AS04	2021-08-26	Passed	Passed
E-UTRA, eFDD 5 16QAM, low channel, 3 MHz, 15, conducted	S01_AS04	2021-08-26	Passed	Passed

47 CFR CHAPTER I FCC PART 22 Subpart H § 2.1049

Emission and occupied bandwidth
The measurement was performed according to ANSI C63.26: 2015 **Final Result**

OP-Mode Technology, Radio Technology, Operating Frequency, ChBW, Measurement method	Setup	Date	FCC	IC
E-UTRA, eFDD 5 16QAM, low channel, 5 MHz, 25, conducted	S01_AS04	2021-08-26	Passed	Passed
E-UTRA, eFDD 5 16QAM, mid channel, 1.4 MHz, 6, conducted	S01_AS04	2021-08-26	Passed	Passed
E-UTRA, eFDD 5 16QAM, mid channel, 3 MHz, 15, conducted	S01_AS04	2021-08-26	Passed	Passed
E-UTRA, eFDD 5 16QAM, mid channel, 5 MHz, 25, conducted	S01_AS04	2021-08-26	Passed	Passed
E-UTRA, eFDD 5 QPSK, high channel, 1.4 MHz, 6, conducted	S01_AR03	2021-10-08	Passed	Passed
E-UTRA, eFDD 5 QPSK, high channel, 10 MHz, 50, conducted	S01_AR03	2021-10-08	Passed	Passed
E-UTRA, eFDD 5 QPSK, high channel, 3 MHz, 15, conducted	S01_AR03	2021-10-08	Passed	Passed
E-UTRA, eFDD 5 QPSK, high channel, 5 MHz, 25, conducted	S01_AR03	2021-10-08	Passed	Passed
E-UTRA, eFDD 5 QPSK, low channel, 1.4 MHz, 6, conducted	S01_AR03	2021-10-08	Passed	Passed
E-UTRA, eFDD 5 QPSK, low channel, 10 MHz, 50, conducted	S01_AR03	2021-10-08	Passed	Passed
E-UTRA, eFDD 5 QPSK, low channel, 3 MHz, 15, conducted	S01_AR03	2021-10-08	Passed	Passed
E-UTRA, eFDD 5 QPSK, low channel, 5 MHz, 25, conducted	S01_AR03	2021-10-08	Passed	Passed
E-UTRA, eFDD 5 QPSK, mid channel, 1.4 MHz, 6, conducted	S01_AR03	2021-10-08	Passed	Passed
E-UTRA, eFDD 5 QPSK, mid channel, 10 MHz, 50, conducted	S01_AR03	2021-10-08	Passed	Passed
E-UTRA, eFDD 5 QPSK, mid channel, 3 MHz, 15, conducted	S01_AR03	2021-10-08	Passed	Passed
E-UTRA, eFDD 5 QPSK, mid channel, 5 MHz, 25, conducted	S01_AR03	2021-10-08	Passed	Passed

47 CFR CHAPTER I FCC PART 22 Subpart H § 2.1051 § 22.917

Band edge compliance
The measurement was performed according to ANSI C63.26: 2015 **Final Result**

OP-Mode Technology, Radio Technology, Operating Frequency, ChBW, Measurement method	Setup	Date	FCC	IC
GSM, GSM 850 EDGE, high channel, 0.2 MHz, conducted	S01_AB01	2021-07-15	Passed	Passed
GSM, GSM 850 EDGE, low channel, 0.2 MHz, conducted	S01_AB01	2021-07-15	Passed	Passed
GSM, GSM 850, high channel, 0.2 MHz, conducted	S01_AB01	2021-07-15	Passed	Passed
GSM, GSM 850, low channel, 0.2 MHz, conducted	S01_AB01	2021-07-15	Passed	Passed
UTRA, FDD V HSDPA, Subtest 1, high channel, 5 MHz, cond.	S01_AS04	2021-08-26	Passed	Passed
UTRA, FDD V HSDPA, Subtest 1, low channel, 5 MHz, cond.	S01_AS04	2021-08-26	Passed	Passed
UTRA, FDD V HSUPA, Subtest 1, high channel, 5 MHz, cond.	S01_AS04	2021-09-23	Passed	Passed
UTRA, FDD V HSUPA, Subtest 1, low channel, 5 MHz, conducted	S01_AS04	2021-09-23	Passed	Passed
UTRA, FDD V HSUPA, Subtest 5, high channel, 5 MHz, cond.	S01_AS04	2021-09-15	Passed	Passed
UTRA, FDD V HSUPA, Subtest 5, low channel, 5 MHz, conducted	S01_AS04	2021-09-15	Passed	Passed
UTRA, FDD V, none, high channel, 5 MHz, conducted	S01_AS04	2021-09-23	Passed	Passed
UTRA, FDD V, none, low channel, 5 MHz, conducted	S01_AS04	2021-09-23	Passed	Passed
E-UTRA, eFDD 26 16QAM, high channel, 1.4 MHz, 6, conducted	S01_AS04	2021-09-20	Passed	Passed
E-UTRA, eFDD 26 16QAM, high channel, 3 MHz, 15, conducted	S01_AS04	2021-09-20	Passed	Passed
E-UTRA, eFDD 26 16QAM, high channel, 5 MHz, 25, conducted	S01_AS04	2021-09-20	Passed	Passed
E-UTRA, eFDD 26 16QAM, low channel, 1.4 MHz, 6, conducted	S01_AS04	2021-09-20	Passed	Passed
E-UTRA, eFDD 26 16QAM, low channel, 3 MHz, 15, conducted	S01_AS04	2021-09-20	Passed	Passed
E-UTRA, eFDD 26 16QAM, low channel, 5 MHz, 25, conducted	S01_AS04	2021-09-20	Passed	Passed
E-UTRA, eFDD 26 QPSK, high channel, 1.4 MHz, 6, conducted	S01_AS04	2021-09-20	Passed	Passed
E-UTRA, eFDD 26 QPSK, high channel, 10 MHz, 50, conducted	S01_AS04	2021-09-20	Passed	Passed

47 CFR CHAPTER I FCC PART 22 § 2.1051 § 22.917 Subpart H

Band edge compliance

The measurement was performed according to ANSI C63.26: 2015 **Final Result**

OP-Mode Technology, Radio Technology, Operating Frequency, ChBW, Measurement method	Setup	Date	FCC	IC
E-UTRA, eFDD 26 QPSK, high channel, 3 MHz, 15, conducted	S01_AS04	2021-09-20	Passed	Passed
E-UTRA, eFDD 26 QPSK, high channel, 5 MHz, 25, conducted	S01_AS04	2021-09-20	Passed	Passed
E-UTRA, eFDD 26 QPSK, low channel, 1.4 MHz, 6, conducted	S01_AS04	2021-09-20	Passed	Passed
E-UTRA, eFDD 26 QPSK, low channel, 10 MHz, 50, conducted	S01_AS04	2021-09-20	Passed	Passed
E-UTRA, eFDD 26 QPSK, low channel, 3 MHz, 15, conducted	S01_AS04	2021-09-20	Passed	Passed
E-UTRA, eFDD 26 QPSK, low channel, 5 MHz, 25, conducted	S01_AS04	2021-09-20	Passed	Passed
E-UTRA, eFDD 5 16QAM, high channel, 1.4 MHz, 6, conducted	S01_AS04	2021-08-26	Passed	Passed
E-UTRA, eFDD 5 16QAM, high channel, 3 MHz, 15, conducted	S01_AS04	2021-08-26	Passed	Passed
E-UTRA, eFDD 5 16QAM, high channel, 5 MHz, 25, conducted	S01_AS04	2021-08-26	Passed	Passed
E-UTRA, eFDD 5 16QAM, low channel, 1.4 MHz, 6, conducted	S01_AS04	2021-08-26	Passed	Passed
E-UTRA, eFDD 5 16QAM, low channel, 3 MHz, 15, conducted	S01_AS04	2021-08-26	Passed	Passed
E-UTRA, eFDD 5 16QAM, low channel, 5 MHz, 25, conducted	S01_AS04	2021-08-26	Passed	Passed
E-UTRA, eFDD 5 QPSK, high channel, 1.4 MHz, 6, conducted	S01_AS03	2021-08-11	Passed	Passed
E-UTRA, eFDD 5 QPSK, high channel, 10 MHz, 50, conducted	S01_AS04	2021-09-20	Passed	Passed
E-UTRA, eFDD 5 QPSK, high channel, 3 MHz, 15, conducted	S01_AS03	2021-08-11	Passed	Passed
E-UTRA, eFDD 5 QPSK, high channel, 5 MHz, 25, conducted	S01_AS03	2021-08-11	Passed	Passed
E-UTRA, eFDD 5 QPSK, low channel, 1.4 MHz, 6, conducted	S01_AS03	2021-08-11	Passed	Passed
E-UTRA, eFDD 5 QPSK, low channel, 10 MHz, 50, conducted	S01_AS03	2021-08-11	Passed	Passed
E-UTRA, eFDD 5 QPSK, low channel, 3 MHz, 15, conducted	S01_AS04	2021-09-20	Passed	Passed
E-UTRA, eFDD 5 QPSK, low channel, 5 MHz, 25, conducted	S01_AS03	2021-08-11	Passed	Passed

47 CFR CHAPTER I FCC PART 22 - Subpart H

Peak-average-ratio

The measurement was performed according to ANSI C63.26: 2015 **Final Result**

OP-Mode Technology, Radio Technology, Operating Frequency, ChBW, Measurement method	Setup	Date	FCC	IC
GSM, GSM 850 EDGE, high channel, 0.2 MHz, conducted	S01_AB01	2021-07-15	Passed	Passed
GSM, GSM 850 EDGE, low channel, 0.2 MHz, conducted	S01_AB01	2021-07-15	Passed	Passed
GSM, GSM 850 EDGE, mid channel, 0.2 MHz, conducted	S01_AB01	2021-07-15	Passed	Passed
GSM, GSM 850, high channel, 0.2 MHz, conducted	S01_AB01	2021-07-15	Passed	Passed
GSM, GSM 850, low channel, 0.2 MHz, conducted	S01_AB01	2021-07-15	Passed	Passed
GSM, GSM 850, mid channel, 0.2 MHz, conducted	S01_AB01	2021-07-15	Passed	Passed
UTRA, FDD V HSDPA, Subtest 1, high channel, 5 MHz, cond.	S01_AS04	2021-08-26	Passed	Passed
UTRA, FDD V HSDPA, Subtest 1, low channel, 5 MHz, cond.	S01_AS04	2021-08-26	Passed	Passed
UTRA, FDD V HSDPA, Subtest 1, mid channel, 5 MHz, cond.	S01_AS04	2021-08-26	Passed	Passed
UTRA, FDD V HSUPA, Subtest 1, high channel, 5 MHz, cond.	S01_AS04	2021-08-26	Passed	Passed
UTRA, FDD V HSUPA, Subtest 1, low channel, 5 MHz, conducted	S01_AS04	2021-08-26	Passed	Passed
UTRA, FDD V HSUPA, Subtest 1, mid channel, 5 MHz, cond.	S01_AS04	2021-08-26	Passed	Passed
UTRA, FDD V HSUPA, Subtest 5, high channel, 5 MHz, cond.	S01_AS04	2021-08-26	Passed	Passed
UTRA, FDD V HSUPA, Subtest 5, low channel, 5 MHz, conducted	S01_AS04	2021-08-26	Passed	Passed
UTRA, FDD V HSUPA, Subtest 5, mid channel, 5 MHz, cond.	S01_AS04	2021-08-26	Passed	Passed
UTRA, FDD V, none, high channel, 5 MHz, conducted	S01_AS04	2021-09-15	Passed	Passed

47 CFR CHAPTER I FCC PART 22 - Subpart H

Peak-average-ratio

The measurement was performed according to ANSI C63.26: 2015 **Final Result**

OP-Mode Technology, Radio Technology, Operating Frequency, ChBW, Measurement method	Setup	Date	FCC	IC
UTRA, FDD V, none, low channel, 5 MHz, conducted	S01_AS04	2021-09-15	Passed	Passed
UTRA, FDD V, none, mid channel, 5 MHz, conducted	S01_AS04	2021-09-15	Passed	Passed
E-UTRA, eFDD 5 16QAM, high channel, 1.4 MHz, 6, conducted	S01_AS04	2021-08-26	Passed	Passed
E-UTRA, eFDD 5 16QAM, low channel, 1.4 MHz, 6, conducted	S01_AS04	2021-08-26	Passed	Passed
E-UTRA, eFDD 5 16QAM, mid channel, 1.4 MHz, 6, conducted	S01_AS04	2021-08-26	Passed	Passed
E-UTRA, eFDD 5 QPSK, high channel, 1.4 MHz, 6, conducted	S01_AS04	2021-08-26	Passed	Passed
E-UTRA, eFDD 5 QPSK, low channel, 1.4 MHz, 6, conducted	S01_AS04	2021-08-26	Passed	Passed
E-UTRA, eFDD 5 QPSK, mid channel, 1.4 MHz, 6, conducted	S01_AS04	2021-08-26	Passed	Passed

47 CFR CHAPTER I FCC PART 24 § 2.1046 § 24.232 Subpart E

RF Output power

The measurement was performed according to ANSI C63.26: 2015 **Final Result**

OP-Mode Technology, Radio Technology, Operating Frequency, ChBW, Ressource Blocks, Measurement method	Setup	Date	FCC	IC
GSM, GSM 1900 EDGE, high channel, 0.2 MHz, conducted	S01_AB01	2021-07-15	Passed	Passed
GSM, GSM 1900 EDGE, low channel, 0.2 MHz, conducted	S01_AB01	2021-07-15	Passed	Passed
GSM, GSM 1900 EDGE, mid channel, 0.2 MHz, conducted	S01_AB01	2021-07-15	Passed	Passed
GSM, GSM 1900, high channel, 0.2 MHz, conducted	S01_AB01	2021-07-05	Passed	Passed
GSM, GSM 1900, low channel, 0.2 MHz, conducted	S01_AB01	2021-07-05	Passed	Passed
GSM, GSM 1900, mid channel, 0.2 MHz, conducted	S01_AB01	2021-07-05	Passed	Passed
UTRA, FDD II HSDPA, Subtest 1, high channel, 5 MHz, cond.	S01_AY04	2021-08-28	Passed	Passed
UTRA, FDD II HSDPA, Subtest 1, low channel, 5 MHz, cond.	S01_AY04	2021-08-28	Passed	Passed
UTRA, FDD II HSDPA, Subtest 1, mid channel, 5 MHz, cond.	S01_AY04	2021-08-28	Passed	Passed
UTRA, FDD II HSDPA, Subtest 2, high channel, 5 MHz, cond.	S01_AY04	2021-08-28	Passed	Passed
UTRA, FDD II HSDPA, Subtest 2, low channel, 5 MHz, cond.	S01_AY04	2021-08-28	Passed	Passed
UTRA, FDD II HSDPA, Subtest 2, mid channel, 5 MHz, cond.	S01_AY04	2021-08-28	Passed	Passed
UTRA, FDD II HSDPA, Subtest 3, high channel, 5 MHz, cond.	S01_AY04	2021-08-28	Passed	Passed
UTRA, FDD II HSDPA, Subtest 3, low channel, 5 MHz, cond.	S01_AY04	2021-08-28	Passed	Passed
UTRA, FDD II HSDPA, Subtest 3, mid channel, 5 MHz, cond.	S01_AY04	2021-08-28	Passed	Passed
UTRA, FDD II HSDPA, Subtest 4, high channel, 5 MHz, cond.	S01_AY04	2021-08-28	Passed	Passed
UTRA, FDD II HSDPA, Subtest 4, low channel, 5 MHz, cond.	S01_AY04	2021-08-28	Passed	Passed
UTRA, FDD II HSDPA, Subtest 4, mid channel, 5 MHz, cond.	S01_AY04	2021-08-28	Passed	Passed
UTRA, FDD II HSUPA, Subtest 1, high channel, 5 MHz, cond.	S01_AS04	2021-09-15	Passed	Passed
UTRA, FDD II HSUPA, Subtest 1, low channel, 5 MHz, cond.	S01_AS04	2021-09-15	Passed	Passed
UTRA, FDD II HSUPA, Subtest 1, mid channel, 5 MHz, cond.	S01_AS04	2021-09-15	Passed	Passed
UTRA, FDD II HSUPA, Subtest 2, high channel, 5 MHz, cond.	S01_AS04	2021-09-23	Passed	Passed
UTRA, FDD II HSUPA, Subtest 2, low channel, 5 MHz, cond.	S01_AY04	2021-09-27	Passed	Passed
UTRA, FDD II HSUPA, Subtest 2, mid channel, 5 MHz, cond.	S01_AS04	2021-09-23	Passed	Passed
UTRA, FDD II HSUPA, Subtest 3, high channel, 5 MHz, cond.	S01_AS04	2021-09-23	Passed	Passed
UTRA, FDD II HSUPA, Subtest 3, low channel, 5 MHz, cond.	S01_AS04	2021-09-23	Passed	Passed
UTRA, FDD II HSUPA, Subtest 3, mid channel, 5 MHz, cond.	S01_AS04	2021-09-23	Passed	Passed
UTRA, FDD II HSUPA, Subtest 4, high channel, 5 MHz, cond.	S01_AS04	2021-09-23	Passed	Passed

RF Output power
The measurement was performed according to ANSI C63.26: 2015 **Final Result**

OP-Mode Technology, Radio Technology, Operating Frequency, ChBW, Ressource Blocks, Measurement method	**Setup**	**Date**	**FCC**	**IC**
UTRA, FDD II HSUPA, Subtest 4, low channel, 5 MHz, cond.	S01_AS04	2021-09-23	Passed	Passed
UTRA, FDD II HSUPA, Subtest 4, mid channel, 5 MHz, cond.	S01_AS04	2021-09-23	Passed	Passed
UTRA, FDD II HSUPA, Subtest 5, high channel, 5 MHz, cond.	S01_AS04	2021-09-23	Passed	Passed
UTRA, FDD II HSUPA, Subtest 5, low channel, 5 MHz, cond.	S01_AS04	2021-09-23	Passed	Passed
UTRA, FDD II HSUPA, Subtest 5, mid channel, 5 MHz, cond.	S01_AS04	2021-09-23	Passed	Passed
UTRA, FDD II, none, high channel, 5 MHz, conducted	S01_AS04	2021-09-15	Passed	Passed
UTRA, FDD II, none, low channel, 5 MHz, conducted	S01_AS04	2021-09-15	Passed	Passed
UTRA, FDD II, none, mid channel, 5 MHz, conducted	S01_AS04	2021-09-15	Passed	Passed
E-UTRA, eFDD 2 16QAM, high channel, 1.4 MHz, 1, conducted	S01_AR03	2021-10-08	Passed	Passed
E-UTRA, eFDD 2 16QAM, high channel, 1.4 MHz, 6, conducted	S01_AR03	2021-10-08	Passed	Passed
E-UTRA, eFDD 2 16QAM, high channel, 10 MHz, 1, conducted	S01_AR03	2021-10-08	Passed	Passed
E-UTRA, eFDD 2 16QAM, high channel, 15 MHz, 1, conducted	S01_AS04	2021-08-25	Passed	Passed
E-UTRA, eFDD 2 16QAM, high channel, 20 MHz, 1, conducted	S01_AS03	2021-08-12	Passed	Passed
E-UTRA, eFDD 2 16QAM, high channel, 20 MHz, 100, conducted	S01_AS04	2021-08-25	Passed	Passed
E-UTRA, eFDD 2 16QAM, high channel, 3 MHz, 1, conducted	S01_AR03	2021-10-08	Passed	Passed
E-UTRA, eFDD 2 16QAM, high channel, 3 MHz, 15, conducted	S01_AR03	2021-10-08	Passed	Passed
E-UTRA, eFDD 2 16QAM, high channel, 5 MHz, 1, conducted	S01_AR03	2021-10-08	Passed	Passed
E-UTRA, eFDD 2 16QAM, high channel, 5 MHz, 25, conducted	S01_AR03	2021-10-08	Passed	Passed
E-UTRA, eFDD 2 16QAM, low channel, 1.4 MHz, 1, conducted	S01_AR03	2021-10-08	Passed	Passed
E-UTRA, eFDD 2 16QAM, low channel, 1.4 MHz, 6, conducted	S01_AR03	2021-10-08	Passed	Passed
E-UTRA, eFDD 2 16QAM, low channel, 10 MHz, 1, conducted	S01_AR03	2021-10-08	Passed	Passed
E-UTRA, eFDD 2 16QAM, low channel, 15 MHz, 1, conducted	S01_AS03	2021-08-12	Passed	Passed
E-UTRA, eFDD 2 16QAM, low channel, 20 MHz, 1, conducted	S01_AS03	2021-08-12	Passed	Passed
E-UTRA, eFDD 2 16QAM, low channel, 20 MHz, 100, conducted	S01_AS04	2021-08-25	Passed	Passed
E-UTRA, eFDD 2 16QAM, low channel, 3 MHz, 1, conducted	S01_AR03	2021-10-08	Passed	Passed
E-UTRA, eFDD 2 16QAM, low channel, 3 MHz, 15, conducted	S01_AR03	2021-10-08	Passed	Passed
E-UTRA, eFDD 2 16QAM, low channel, 5 MHz, 1, conducted	S01_AS03	2021-08-14	Passed	Passed
E-UTRA, eFDD 2 16QAM, low channel, 5 MHz, 25, conducted	S01_AS03	2021-08-14	Passed	Passed
E-UTRA, eFDD 2 16QAM, mid channel, 1.4 MHz, 1, conducted	S01_AR03	2021-10-08	Passed	Passed
E-UTRA, eFDD 2 16QAM, mid channel, 1.4 MHz, 6, conducted	S01_AR03	2021-10-08	Passed	Passed
E-UTRA, eFDD 2 16QAM, mid channel, 10 MHz, 1, conducted	S01_AR03	2021-10-08	Passed	Passed
E-UTRA, eFDD 2 16QAM, mid channel, 15 MHz, 1, conducted	S01_AS03	2021-08-12	Passed	Passed
E-UTRA, eFDD 2 16QAM, mid channel, 20 MHz, 1, conducted	S01_AS03	2021-08-12	Passed	Passed
E-UTRA, eFDD 2 16QAM, mid channel, 20 MHz, 100, conducted	S01_AS04	2021-08-25	Passed	Passed
E-UTRA, eFDD 2 16QAM, mid channel, 3 MHz, 1, conducted	S01_AR03	2021-10-08	Passed	Passed
E-UTRA, eFDD 2 16QAM, mid channel, 3 MHz, 15, conducted	S01_AR03	2021-10-08	Passed	Passed
E-UTRA, eFDD 2 16QAM, mid channel, 5 MHz, 1, conducted	S01_AR03	2021-10-08	Passed	Passed
E-UTRA, eFDD 2 16QAM, mid channel, 5 MHz, 25, conducted	S01_AR03	2021-10-08	Passed	Passed
E-UTRA, eFDD 2 QPSK, high channel, 1.4 MHz, 1, conducted	S01_AR03	2021-10-08	Passed	Passed
E-UTRA, eFDD 2 QPSK, high channel, 1.4 MHz, 3, conducted	S01_AR03	2021-10-08	Passed	Passed
E-UTRA, eFDD 2 QPSK, high channel, 1.4 MHz, 6, conducted	S01_AR03	2021-10-08	Passed	Passed
E-UTRA, eFDD 2 QPSK, high channel, 10 MHz, 1, conducted	S01_AR03	2021-10-08	Passed	Passed
E-UTRA, eFDD 2 QPSK, high channel, 10 MHz, 50, conducted	S01_AR03	2021-10-08	Passed	Passed
E-UTRA, eFDD 2 QPSK, high channel, 15 MHz, 1, conducted	S01_AS03	2021-08-14	Passed	Passed
E-UTRA, eFDD 2 QPSK, high channel, 15 MHz, 36, conducted	S01_AS03	2021-08-14	Passed	Passed

47 CFR CHAPTER I FCC PART 24 § 2.1046 § 24.232
Subpart E

RF Output power
The measurement was performed according to ANSI C63.26: 2015 **Final Result**

OP-Mode Technology, Radio Technology, Operating Frequency, ChBW, Ressource Blocks, Measurement method	**Setup**	**Date**	**FCC**	**IC**
E-UTRA, eFDD 2 QPSK, high channel, 15 MHz, 75, conducted	S01_AS03	2021-08-14	Passed	Passed
E-UTRA, eFDD 2 QPSK, high channel, 20 MHz, 1, conducted	S01_AS03	2021-08-14	Passed	Passed
E-UTRA, eFDD 2 QPSK, high channel, 20 MHz, 100, conducted	S01_AS03	2021-08-14	Passed	Passed
E-UTRA, eFDD 2 QPSK, high channel, 3 MHz, 1, conducted	S01_AR03	2021-10-08	Passed	Passed
E-UTRA, eFDD 2 QPSK, high channel, 3 MHz, 15, conducted	S01_AR03	2021-10-08	Passed	Passed
E-UTRA, eFDD 2 QPSK, high channel, 5 MHz, 1, conducted	S01_AR03	2021-10-08	Passed	Passed
E-UTRA, eFDD 2 QPSK, high channel, 5 MHz, 12, conducted	S01_AR03	2021-10-08	Passed	Passed
E-UTRA, eFDD 2 QPSK, high channel, 5 MHz, 25, conducted	S01_AR03	2021-10-08	Passed	Passed
E-UTRA, eFDD 2 QPSK, low channel, 1.4 MHz, 1, conducted	S01_AR03	2021-10-08	Passed	Passed
E-UTRA, eFDD 2 QPSK, low channel, 1.4 MHz, 3, conducted	S01_AR03	2021-10-08	Passed	Passed
E-UTRA, eFDD 2 QPSK, low channel, 1.4 MHz, 6, conducted	S01_AR03	2021-10-08	Passed	Passed
E-UTRA, eFDD 2 QPSK, low channel, 10 MHz, 1, conducted	S01_AR03	2021-10-08	Passed	Passed
E-UTRA, eFDD 2 QPSK, low channel, 10 MHz, 50, conducted	S01_AR03	2021-10-08	Passed	Passed
E-UTRA, eFDD 2 QPSK, low channel, 15 MHz, 1, conducted	S01_AS03	2021-08-14	Passed	Passed
E-UTRA, eFDD 2 QPSK, low channel, 15 MHz, 36, conducted	S01_AS03	2021-08-14	Passed	Passed
E-UTRA, eFDD 2 QPSK, low channel, 15 MHz, 75, conducted	S01_AS03	2021-08-14	Passed	Passed
E-UTRA, eFDD 2 QPSK, low channel, 20 MHz, 1, conducted	S01_AS03	2021-08-14	Passed	Passed
E-UTRA, eFDD 2 QPSK, low channel, 20 MHz, 100, conducted	S01_AS03	2021-08-14	Passed	Passed
E-UTRA, eFDD 2 QPSK, low channel, 3 MHz, 1, conducted	S01_AR03	2021-10-08	Passed	Passed
E-UTRA, eFDD 2 QPSK, low channel, 3 MHz, 15, conducted	S01_AR03	2021-10-08	Passed	Passed
E-UTRA, eFDD 2 QPSK, low channel, 5 MHz, 1, conducted	S01_AS03	2021-08-14	Passed	Passed
E-UTRA, eFDD 2 QPSK, low channel, 5 MHz, 12, conducted	S01_AS03	2021-08-14	Passed	Passed
E-UTRA, eFDD 2 QPSK, low channel, 5 MHz, 25, conducted	S01_AS03	2021-08-14	Passed	Passed
E-UTRA, eFDD 2 QPSK, mid channel, 1.4 MHz, 1, conducted	S01_AR03	2021-10-08	Passed	Passed
E-UTRA, eFDD 2 QPSK, mid channel, 1.4 MHz, 3, conducted	S01_AR03	2021-10-08	Passed	Passed
E-UTRA, eFDD 2 QPSK, mid channel, 1.4 MHz, 6, conducted	S01_AR03	2021-10-08	Passed	Passed
E-UTRA, eFDD 2 QPSK, mid channel, 10 MHz, 1, conducted	S01_AR03	2021-10-08	Passed	Passed
E-UTRA, eFDD 2 QPSK, mid channel, 10 MHz, 50, conducted	S01_AR03	2021-10-08	Passed	Passed
E-UTRA, eFDD 2 QPSK, mid channel, 15 MHz, 1, conducted	S01_AS03	2021-08-14	Passed	Passed
E-UTRA, eFDD 2 QPSK, mid channel, 15 MHz, 36, conducted	S01_AS03	2021-08-14	Passed	Passed
E-UTRA, eFDD 2 QPSK, mid channel, 15 MHz, 75, conducted	S01_AS03	2021-08-14	Passed	Passed
E-UTRA, eFDD 2 QPSK, mid channel, 20 MHz, 1, conducted	S01_AS03	2021-08-14	Passed	Passed
E-UTRA, eFDD 2 QPSK, mid channel, 20 MHz, 100, conducted	S01_AS03	2021-08-14	Passed	Passed
E-UTRA, eFDD 2 QPSK, mid channel, 3 MHz, 1, conducted	S01_AR03	2021-10-08	Passed	Passed
E-UTRA, eFDD 2 QPSK, mid channel, 3 MHz, 15, conducted	S01_AR03	2021-10-08	Passed	Passed
E-UTRA, eFDD 2 QPSK, mid channel, 5 MHz, 1, conducted	S01_AR03	2021-10-08	Passed	Passed
E-UTRA, eFDD 2 QPSK, mid channel, 5 MHz, 12, conducted	S01_AR03	2021-10-08	Passed	Passed
E-UTRA, eFDD 2 QPSK, mid channel, 5 MHz, 25, conducted	S01_AR03	2021-10-08	Passed	Passed

47 CFR CHAPTER I FCC PART 24 Subpart E § 2.1055 § 24.235

Frequency stability

The measurement was performed according to ANSI C63.26: 2015 **Final Result**

OP-Mode Technology, Radio Technology, Operating Frequency, ChBW, Measurement method	Setup	Date	FCC	IC
GSM, GSM 1900 EDGE, mid channel, 0.2 MHz, conducted	S01_AB01	2021-07-23	Passed	Passed
GSM, GSM 1900 GPRS, mid channel, 0.2 MHz, conducted	S01_AB01	2021-07-21	Passed	Passed
UTRA, FDD II HSDPA, Subtest 1, mid channel, 5 MHz, conducted	S01_AS04	2021-09-05	Passed	Passed
UTRA, FDD II HSUPA, Subtest 1, mid channel, 5 MHz, conducted	S01_AS04	2021-09-05	Passed	Passed
UTRA, FDD II, none, mid channel, 5 MHz, conducted	S01_AS04	2021-09-05	Passed	Passed
E-UTRA, eFDD 2 QPSK, mid channel, 1.4 MHz, 1, conducted	S01_AS04	2021-09-05	Passed	Passed

47 CFR CHAPTER I FCC PART 24 Subpart E § 2.1051 § 24.238

Spurious emissions at antenna terminal

The measurement was performed according to ANSI C63.26: 2015 **Final Result**

OP-Mode Technology, Radio Technology, Operating Frequency, ChBW, Measurement method	Setup	Date	FCC	IC
GSM, GSM 1900 EDGE, high channel, 0.2 MHz, conducted	S01_AB01	2021-07-19	Passed	Passed
GSM, GSM 1900 EDGE, low channel, 0.2 MHz, conducted	S01_AB01	2021-07-19	Passed	Passed
GSM, GSM 1900 EDGE, mid channel, 0.2 MHz, conducted	S01_AB01	2021-07-19	Passed	Passed
GSM, GSM 1900, high channel, 0.2 MHz, conducted	S01_AB01	2021-07-19	Passed	Passed
GSM, GSM 1900, low channel, 0.2 MHz, conducted	S01_AB01	2021-07-19	Passed	Passed
GSM, GSM 1900, mid channel, 0.2 MHz, conducted	S01_AB01	2021-07-19	Passed	Passed
UTRA, FDD II HSDPA, Subtest 1, high channel, 5 MHz, cond.	S01_AY04	2021-08-28	Passed	Passed
UTRA, FDD II HSDPA, Subtest 1, low channel, 5 MHz, cond.	S01_AY04	2021-08-28	Passed	Passed
UTRA, FDD II HSDPA, Subtest 1, mid channel, 5 MHz, cond.	S01_AY04	2021-08-28	Passed	Passed
UTRA, FDD II HSUPA, Subtest 1, high channel, 5 MHz, cond.	S01_AS04	2021-09-15	Passed	Passed
UTRA, FDD II HSUPA, Subtest 1, low channel, 5 MHz, cond.	S01_AS04	2021-09-15	Passed	Passed
UTRA, FDD II HSUPA, Subtest 1, mid channel, 5 MHz, cond.	S01_AS04	2021-09-15	Passed	Passed
UTRA, FDD II, none, high channel, 5 MHz, conducted	S01_AS04	2021-09-15	Passed	Passed
UTRA, FDD II, none, low channel, 5 MHz, conducted	S01_AS04	2021-09-15	Passed	Passed
UTRA, FDD II, none, mid channel, 5 MHz, conducted	S01_AS04	2021-09-15	Passed	Passed
E-UTRA, eFDD 2 QPSK, high channel, 5 MHz, 1, conducted	S01_AS04	2021-09-17	Passed	Passed
E-UTRA, eFDD 2 QPSK, low channel, 5 MHz, 1, conducted	S01_AS04	2021-09-17	Passed	Passed
E-UTRA, eFDD 2 QPSK, mid channel, 5 MHz, 1, conducted	S01_AS04	2021-09-17	Passed	Passed

47 CFR CHAPTER I FCC PART 24 Subpart E § 2.1053 § 24.236

Field strength of spurious radiation

The measurement was performed according to ANSI C63.26: 2015 **Final Result**

OP-Mode Technology, Radio Technology, Operating Frequency, ChBW, Measurement method	Setup	Date	FCC	IC
GSM, GSM 1900 EDGE, high channel, 0.2 MHz, radiated	S01_AB01	2021-07-25	Passed	Passed
GSM, GSM 1900 EDGE, low channel, 0.2 MHz, radiated	S01_AB01	2021-07-25	Passed	Passed
GSM, GSM 1900 EDGE, mid channel, 0.2 MHz, radiated	S01_AB01	2021-07-25	Passed	Passed

47 CFR CHAPTER I FCC PART 24 Subpart E § 2.1053 § 24.236

Field strength of spurious radiation
The measurement was performed according to ANSI C63.26: 2015 **Final Result**

OP-Mode Technology, Radio Technology, Operating Frequency, ChBW, Measurement method	Setup	Date	FCC	IC
GSM, GSM 1900, high channel, 0.2 MHz, radiated	S01_AB01	2021-07-25	Passed	Passed
GSM, GSM 1900, low channel, 0.2 MHz, radiated	S01_AB01	2021-07-25	Passed	Passed
GSM, GSM 1900, mid channel, 0.2 MHz, radiated	S01_AB01	2021-07-25	Passed	Passed
UTRA, FDD II HSDPA, Subtest 1, high channel, 5 MHz, radiated	S01_AS04	2021-09-24	Passed	Passed
UTRA, FDD II HSDPA, Subtest 1, low channel, 5 MHz, radiated	S01_AS04	2021-09-24	Passed	Passed
UTRA, FDD II HSDPA, Subtest 1, mid channel, 5 MHz, radiated	S01_AS04	2021-09-24	Passed	Passed
UTRA, FDD II HSUPA, Subtest 1, high channel, 5 MHz, radiated	S01_AS04	2021-09-24	Passed	Passed
UTRA, FDD II HSUPA, Subtest 1, low channel, 5 MHz, radiated	S01_AS04	2021-09-24	Passed	Passed
UTRA, FDD II HSUPA, Subtest 1, mid channel, 5 MHz, radiated	S01_AS04	2021-09-24	Passed	Passed
UTRA, FDD II, none, high channel, 5 MHz, radiated	S01_AY04	2021-08-27	Passed	Passed
UTRA, FDD II, none, low channel, 5 MHz, radiated	S01_AY04	2021-08-27	Passed	Passed
UTRA, FDD II, none, mid channel, 5 MHz, radiated	S01_AY04	2021-08-27	Passed	Passed
E-UTRA, eFDD 2 QPSK, high channel, 5 MHz, 1, radiated	S01_AR04	2021-08-22	Passed	Passed
E-UTRA, eFDD 2 QPSK, low channel, 5 MHz, 1, radiated	S01_AR04	2021-08-22	Passed	Passed
E-UTRA, eFDD 2 QPSK, mid channel, 5 MHz, 1, radiated	S01_AR04	2021-08-22	Passed	Passed

47 CFR CHAPTER I FCC PART 24 Subpart E § 2.1049

Emission and occupied bandwidth
The measurement was performed according to ANSI C63.26: 2015 **Final Result**

OP-Mode Technology, Radio Technology, Operating Frequency, ChBW, Ressource Blocks, Measurement method	Setup	Date	FCC	IC
GSM, GSM 1900 EDGE, high channel, 0.2 MHz, conducted	S01_AS04	2021-09-23	Passed	Passed
GSM, GSM 1900 EDGE, low channel, 0.2 MHz, conducted	S01_AS04	2021-09-23	Passed	Passed
GSM, GSM 1900 EDGE, mid channel, 0.2 MHz, conducted	S01_AS04	2021-09-23	Passed	Passed
GSM, GSM 1900, high channel, 0.2 MHz, conducted	S01_AB01	2021-07-05	Passed	Passed
GSM, GSM 1900, low channel, 0.2 MHz, conducted	S01_AB01	2021-07-05	Passed	Passed
GSM, GSM 1900, mid channel, 0.2 MHz, conducted	S01_AB01	2021-07-05	Passed	Passed
UTRA, FDD II HSDPA, Subtest 1, high channel, 5 MHz, conducted	S01_AY04	2021-08-28	Passed	Passed
UTRA, FDD II HSDPA, Subtest 1, low channel, 5 MHz, conducted	S01_AY04	2021-08-28	Passed	Passed
UTRA, FDD II HSDPA, Subtest 1, mid channel, 5 MHz, conducted	S01_AY04	2021-08-28	Passed	Passed
UTRA, FDD II HSUPA, Subtest 1, high channel, 5 MHz, conducted	S01_AY04	2021-09-27	Passed	Passed
UTRA, FDD II HSUPA, Subtest 1, low channel, 5 MHz, conducted	S01_AY04	2021-09-27	Passed	Passed
UTRA, FDD II HSUPA, Subtest 1, mid channel, 5 MHz, conducted	S01_AY04	2021-09-27	Passed	Passed
UTRA, FDD II HSUPA, Subtest 5, high channel, 5 MHz, conducted	S01_AY04	2021-09-27	Passed	Passed
UTRA, FDD II HSUPA, Subtest 5, low channel, 5 MHz, conducted	S01_AY04	2021-09-27	Passed	Passed
UTRA, FDD II HSUPA, Subtest 5, mid channel, 5 MHz, conducted	S01_AY04	2021-09-27	Passed	Passed
UTRA, FDD II, none, high channel, 5 MHz, conducted	S01_AS04	2021-09-15	Passed	Passed
UTRA, FDD II, none, low channel, 5 MHz, conducted	S01_AS04	2021-09-15	Passed	Passed
UTRA, FDD II, none, mid channel, 5 MHz, conducted	S01_AS04	2021-09-15	Passed	Passed
E-UTRA, eFDD 2 16QAM, high channel, 1.4 MHz, 6, conducted	S01_AR03	2021-10-08	Passed	Passed
E-UTRA, eFDD 2 16QAM, high channel, 3 MHz, 15, conducted	S01_AR03	2021-10-08	Passed	Passed
E-UTRA, eFDD 2 16QAM, high channel, 5 MHz, 25, conducted	S01_AR03	2021-10-08	Passed	Passed

47 CFR CHAPTER I FCC PART 24 § 2.1049
Subpart E

Emission and occupied bandwidth
The measurement was performed according to ANSI C63.26: 2015 **Final Result**

OP-Mode Technology, Radio Technology, Operating Frequency, ChBW, Ressource Blocks, Measurement method	**Setup**	**Date**	**FCC**	**IC**
E-UTRA, eFDD 2 16QAM, low channel, 1.4 MHz, 6, conducted	S01_AR03	2021-10-08	Passed	Passed
E-UTRA, eFDD 2 16QAM, low channel, 3 MHz, 15, conducted	S01_AR03	2021-10-08	Passed	Passed
E-UTRA, eFDD 2 16QAM, low channel, 5 MHz, 25, conducted	S01_AR03	2021-10-08	Passed	Passed
E-UTRA, eFDD 2 16QAM, mid channel, 1.4 MHz, 6, conducted	S01_AR03	2021-10-08	Passed	Passed
E-UTRA, eFDD 2 16QAM, mid channel, 3 MHz, 15, conducted	S01_AR03	2021-10-08	Passed	Passed
E-UTRA, eFDD 2 16QAM, mid channel, 5 MHz, 25, conducted	S01_AR03	2021-10-08	Passed	Passed
E-UTRA, eFDD 2 QPSK, high channel, 1.4 MHz, 6, conducted	S01_AR03	2021-10-08	Passed	Passed
E-UTRA, eFDD 2 QPSK, high channel, 10 MHz, 50, conducted	S01_AR03	2021-10-08	Passed	Passed
E-UTRA, eFDD 2 QPSK, high channel, 15 MHz, 75, conducted	S01_AR03	2021-10-08	Passed	Passed
E-UTRA, eFDD 2 QPSK, high channel, 20 MHz, 100, conducted	S01_AR03	2021-10-08	Passed	Passed
E-UTRA, eFDD 2 QPSK, high channel, 3 MHz, 15, conducted	S01_AR03	2021-10-08	Passed	Passed
E-UTRA, eFDD 2 QPSK, high channel, 5 MHz, 25, conducted	S01_AR03	2021-10-08	Passed	Passed
E-UTRA, eFDD 2 QPSK, low channel, 1.4 MHz, 6, conducted	S01_AS04	2021-09-20	Passed	Passed
E-UTRA, eFDD 2 QPSK, low channel, 10 MHz, 50, conducted	S01_AR03	2021-10-08	Passed	Passed
E-UTRA, eFDD 2 QPSK, low channel, 15 MHz, 75, conducted	S01_AR03	2021-10-08	Passed	Passed
E-UTRA, eFDD 2 QPSK, low channel, 20 MHz, 100, conducted	S01_AR03	2021-10-08	Passed	Passed
E-UTRA, eFDD 2 QPSK, low channel, 3 MHz, 15, conducted	S01_AR03	2021-10-08	Passed	Passed
E-UTRA, eFDD 2 QPSK, low channel, 5 MHz, 25, conducted	S01_AR03	2021-10-08	Passed	Passed
E-UTRA, eFDD 2 QPSK, mid channel, 1.4 MHz, 6, conducted	S01_AR03	2021-10-08	Passed	Passed
E-UTRA, eFDD 2 QPSK, mid channel, 10 MHz, 50, conducted	S01_AR03	2021-10-08	Passed	Passed
E-UTRA, eFDD 2 QPSK, mid channel, 15 MHz, 75, conducted	S01_AR03	2021-10-08	Passed	Passed
E-UTRA, eFDD 2 QPSK, mid channel, 20 MHz, 100, conducted	S01_AR03	2021-10-08	Passed	Passed
E-UTRA, eFDD 2 QPSK, mid channel, 3 MHz, 15, conducted	S01_AR03	2021-10-08	Passed	Passed
E-UTRA, eFDD 2 QPSK, mid channel, 5 MHz, 25, conducted	S01_AR03	2021-10-08	Passed	Passed

47 CFR CHAPTER I FCC PART 24 § 2.1051 § 24.238
Subpart E

Band edge compliance
The measurement was performed according to ANSI C63.26: 2015 **Final Result**

OP-Mode Technology, Radio Technology, Operating Frequency, ChBW, Ressource Blocks, Measurement method	**Setup**	**Date**	**FCC**	**IC**
GSM, GSM 1900 EDGE, high channel, 0.2 MHz, conducted	S01_AB01	2021-07-15	Passed	Passed
GSM, GSM 1900 EDGE, low channel, 0.2 MHz, conducted	S01_AB01	2021-07-15	Passed	Passed
GSM, GSM 1900, high channel, 0.2 MHz, conducted	S01_AB01	2021-07-05	Passed	Passed
GSM, GSM 1900, low channel, 0.2 MHz, conducted	S01_AB01	2021-07-05	Passed	Passed
GSM, GSM 1900 EDGE, high channel, 0.2 MHz, conducted	S01_AB01	2021-07-15	Passed	Passed
GSM, GSM 1900 EDGE, low channel, 0.2 MHz, conducted	S01_AB01	2021-07-15	Passed	Passed
GSM, GSM 1900, high channel, 0.2 MHz, conducted	S01_AB01	2021-05-07	Passed	Passed
UTRA, FDD II, none, high channel, 5 MHz, conducted	S01_AS04	2021-09-15	Passed	Passed
UTRA, FDD II, none, low channel, 5 MHz, conducted	S01_AS04	2021-09-15	Passed	Passed
UTRA, FDD II HSDPA, Subtest 1, high channel, 5 MHz, conducted	S01_AY04	2021-08-28	Passed	Passed
UTRA, FDD II HSDPA, Subtest 1, low channel, 5 MHz, conducted	S01_AY04	2021-08-28	Passed	Passed
UTRA, FDD II HSUPA, Subtest 1, low channel, 5 MHz, conducted	S01_AS04	2021-09-15	Passed	Passed

47 CFR CHAPTER I FCC PART 24 § 2.1051 § 24.238
Subpart E

Band edge compliance
The measurement was performed according to ANSI C63.26: 2015 **Final Result**

OP-Mode Technology, Radio Technology, Operating Frequency, ChBW, Ressource Blocks, Measurement method	Setup	Date	FCC	IC
UTRA, FDD II HSUPA, Subtest 1, mid channel, 5 MHz, conducted	S01_AS04	2021-09-15	Passed	Passed
UTRA, FDD II HSUPA, Subtest 5, high channel, 5 MHz, conducted	S01_AS04	2021-09-15	Passed	Passed
UTRA, FDD II HSUPA, Subtest 5, low channel, 5 MHz, conducted	S01_AS04	2021-09-15	Passed	Passed
E-UTRA, eFDD 2 16QAM, high channel, 3 MHz, 15, conducted	S01_AS04	2021-08-26	Passed	Passed
E-UTRA, eFDD 2 16QAM, high channel, 5 MHz, 25, conducted	S01_AS04	2021-08-26	Passed	Passed
E-UTRA, eFDD 2 16QAM, low channel, 1.4 MHz, 6, conducted	S01_AS04	2021-08-26	Passed	Passed
E-UTRA, eFDD 2 16QAM, low channel, 3 MHz, 15, conducted	S01_AS04	2021-08-26	Passed	Passed
E-UTRA, eFDD 2 16QAM, low channel, 5 MHz, 25, conducted	S01_AS04	2021-08-26	Passed	Passed
E-UTRA, eFDD 2 QPSK, high channel, 1.4 MHz, 6, conducted	S01_AS03	2021-11-08	Passed	Passed
E-UTRA, eFDD 2 QPSK, high channel, 10 MHz, 50, conducted	S01_AR03	2021-10-08	Passed	Passed
E-UTRA, eFDD 2 QPSK, high channel, 15 MHz, 75, conducted	S01_AR03	2021-10-08	Passed	Passed
E-UTRA, eFDD 2 QPSK, high channel, 20 MHz, 100, conducted	S01_AR03	2021-10-08	Passed	Passed
E-UTRA, eFDD 2 QPSK, high channel, 3 MHz, 15, conducted	S01_AR03	2021-10-08	Passed	Passed
E-UTRA, eFDD 2 QPSK, high channel, 5 MHz, 25, conducted	S01_AR03	2021-10-08	Passed	Passed
E-UTRA, eFDD 2 QPSK, low channel, 1.4 MHz, 6, conducted	S01_AR03	2021-11-08	Passed	Passed
E-UTRA, eFDD 2 QPSK, low channel, 10 MHz, 50, conducted	S01_AR03	2021-10-08	Passed	Passed
E-UTRA, eFDD 2 QPSK, low channel, 15 MHz, 75, conducted	S01_AR03	2021-10-08	Passed	Passed
E-UTRA, eFDD 2 QPSK, low channel, 20 MHz, 100, conducted	S01_AR03	2021-10-08	Passed	Passed
E-UTRA, eFDD 2 QPSK, low channel, 3 MHz, 15, conducted	S01_AR03	2021-10-08	Passed	Passed
E-UTRA, eFDD 2 QPSK, low channel, 5 MHz, 25, conducted	S01_AR03	2021-10-08	Passed	Passed

47 CFR CHAPTER I FCC PART 24 § 24.232
Subpart E

Peak to Average Ratio
The measurement was performed according to ANSI C63.26: 2015 **Final Result**

OP-Mode Technology, Radio Technology, Operating Frequency, ChBW, Measurement method	Setup	Date	FCC	IC
GSM, GSM 1900 EDGE, high channel, 0.2 MHz, conducted	S01_AB01	2021-07-15	Passed	Passed
GSM, GSM 1900 EDGE, low channel, 0.2 MHz, conducted	S01_AB01	2021-07-15	Passed	Passed
GSM, GSM 1900 EDGE, mid channel, 0.2 MHz, conducted	S01_AB01	2021-07-15	Passed	Passed
GSM, GSM 1900, high channel, 0.2 MHz, conducted	S01_AB01	2021-07-05	Passed	Passed
GSM, GSM 1900, low channel, 0.2 MHz, conducted	S01_AB01	2021-07-05	Passed	Passed
GSM, GSM 1900, mid channel, 0.2 MHz, conducted	S01_AB01	2021-07-05	Passed	Passed
UTRA, FDD II HSDPA, Subtest 1, high channel, 5 MHz, conducted	S01_AY04	2021-08-28	Passed	Passed
UTRA, FDD II HSDPA, Subtest 1, low channel, 5 MHz, conducted	S01_AY04	2021-08-28	Passed	Passed
UTRA, FDD II HSDPA, Subtest 1, mid channel, 5 MHz, conducted	S01_AY04	2021-08-28	Passed	Passed
UTRA, FDD II HSUPA, Subtest 1, high channel, 5 MHz, conducted	S01_AY04	2021-08-28	Passed	Passed
UTRA, FDD II HSUPA, Subtest 1, low channel, 5 MHz, conducted	S01_AY04	2021-08-28	Passed	Passed
UTRA, FDD II HSUPA, Subtest 1, mid channel, 5 MHz, conducted	S01_AY04	2021-08-28	Passed	Passed
UTRA, FDD II HSUPA, Subtest 5, high channel, 5 MHz, conducted	S01_AY04	2021-08-28	Passed	Passed
UTRA, FDD II HSUPA, Subtest 5, low channel, 5 MHz, conducted	S01_AY04	2021-08-28	Passed	Passed
UTRA, FDD II HSUPA, Subtest 5, mid channel, 5 MHz, conducted	S01_AY04	2021-08-28	Passed	Passed

47 CFR CHAPTER I FCC PART 24 § 24.232 Subpart E

Peak to Average Ratio

The measurement was performed according to ANSI C63.26: 2015 **Final Result**

OP-Mode Technology, Radio Technology, Operating Frequency, ChBW, Measurement method	Setup	Date	FCC	IC
UTRA, FDD II, none, high channel, 5 MHz, conducted	S01_AS04	2021-09-15	Passed	Passed
UTRA, FDD II, none, low channel, 5 MHz, conducted	S01_AS04	2021-09-15	Passed	Passed
UTRA, FDD II, none, mid channel, 5 MHz, conducted	S01_AS04	2021-09-15	Passed	Passed
E-UTRA, eFDD 2 16QAM, high channel, 1.4 MHz, 6, conducted	S01_AS04	2021-08-26	Passed	Passed
E-UTRA, eFDD 2 16QAM, low channel, 1.4 MHz, 6, conducted	S01_AS04	2021-08-26	Passed	Passed
E-UTRA, eFDD 2 16QAM, mid channel, 1.4 MHz, 6, conducted	S01_AS04	2021-08-26	Passed	Passed
E-UTRA, eFDD 2 QPSK, high channel, 1.4 MHz, 6, conducted	S01_AS04	2021-08-26	Passed	Passed
E-UTRA, eFDD 2 QPSK, low channel, 1.4 MHz, 6, conducted	S01_AS04	2021-08-26	Passed	Passed
E-UTRA, eFDD 2 QPSK, mid channel, 1.4 MHz, 6, conducted	S01_AS04	2021-08-26	Passed	Passed

47 CFR CHAPTER I FCC PART 27 § 2.1046 § 27.50 Subpart C

RF Output Power

The measurement was performed according to ANSI C63.26: 2015 **Final Result**

OP-Mode Technology, Radio Technology, Operating Frequency, ChBW, Ressource Blocks, Measurement method	Setup	Date	FCC	IC
E-UTRA, eFDD 12 16QAM, high channel, 1.4 MHz, 1, conducted	S01_AS03	2021-08-14	Passed	Passed
E-UTRA, eFDD 12 16QAM, high channel, 1.4 MHz, 6, conducted	S01_AS03	2021-08-14	Passed	Passed
E-UTRA, eFDD 12 16QAM, high channel, 10 MHz, 1, conducted	S01_AS03	2021-08-14	Passed	Passed
E-UTRA, eFDD 12 16QAM, high channel, 3 MHz, 1, conducted	S01_AS03	2021-08-14	Passed	Passed
E-UTRA, eFDD 12 16QAM, high channel, 3 MHz, 15, conducted	S01_AS03	2021-08-14	Passed	Passed
E-UTRA, eFDD 12 16QAM, high channel, 5 MHz, 1, conducted	S01_AS03	2021-08-14	Passed	Passed
E-UTRA, eFDD 12 16QAM, high channel, 5 MHz, 25, conducted	S01_AS03	2021-08-14	Passed	Passed
E-UTRA, eFDD 12 16QAM, low channel, 1.4 MHz, 1, conducted	S01_AS03	2021-08-14	Passed	Passed
E-UTRA, eFDD 12 16QAM, low channel, 1.4 MHz, 6, conducted	S01_AS03	2021-08-14	Passed	Passed
E-UTRA, eFDD 12 16QAM, low channel, 10 MHz, 1, conducted	S01_AS03	2021-08-14	Passed	Passed
E-UTRA, eFDD 12 16QAM, low channel, 3 MHz, 1, conducted	S01_AS03	2021-08-14	Passed	Passed
E-UTRA, eFDD 12 16QAM, low channel, 3 MHz, 15, conducted	S01_AS03	2021-08-14	Passed	Passed
E-UTRA, eFDD 12 16QAM, low channel, 5 MHz, 1, conducted	S01_AS03	2021-08-14	Passed	Passed
E-UTRA, eFDD 12 16QAM, low channel, 5 MHz, 25, conducted	S01_AS03	2021-08-14	Passed	Passed
E-UTRA, eFDD 12 16QAM, mid channel, 1.4 MHz, 1, conducted	S01_AS03	2021-08-14	Passed	Passed
E-UTRA, eFDD 12 16QAM, mid channel, 1.4 MHz, 6, conducted	S01_AS03	2021-08-14	Passed	Passed
E-UTRA, eFDD 12 16QAM, mid channel, 10 MHz, 1, conducted	S01_AS03	2021-08-14	Passed	Passed
E-UTRA, eFDD 12 16QAM, mid channel, 3 MHz, 1, conducted	S01_AS03	2021-08-14	Passed	Passed
E-UTRA, eFDD 12 16QAM, mid channel, 3 MHz, 15, conducted	S01_AS03	2021-08-14	Passed	Passed
E-UTRA, eFDD 12 16QAM, mid channel, 5 MHz, 1, conducted	S01_AS03	2021-08-14	Passed	Passed
E-UTRA, eFDD 12 16QAM, mid channel, 5 MHz, 25, conducted	S01_AS03	2021-08-14	Passed	Passed
E-UTRA, eFDD 12 QPSK, high channel, 1.4 MHz, 1, conducted	S01_AR03	2021-10-08	Passed	Passed
E-UTRA, eFDD 12 QPSK, high channel, 1.4 MHz, 3, conducted	S01_AR03	2021-10-08	Passed	Passed
E-UTRA, eFDD 12 QPSK, high channel, 1.4 MHz, 6, conducted	S01_AR03	2021-10-08	Passed	Passed
E-UTRA, eFDD 12 QPSK, high channel, 10 MHz, 1, conducted	S01_AR03	2021-10-08	Passed	Passed
E-UTRA, eFDD 12 QPSK, high channel, 10 MHz, 50, conducted	S01_AR03	2021-10-08	Passed	Passed
E-UTRA, eFDD 12 QPSK, high channel, 3 MHz, 1, conducted	S01_AR03	2021-10-08	Passed	Passed

47 CFR CHAPTER I FCC PART 27 § 2.1046 § 27.50 Subpart C

RF Output Power

The measurement was performed according to ANSI C63.26: 2015 **Final Result**

OP-Mode Technology, Radio Technology, Operating Frequency, ChBW, Ressource Blocks, Measurement method	**Setup**	**Date**	**FCC**	**IC**
E-UTRA, eFDD 12 QPSK, high channel, 3 MHz, 15, conducted	S01_AR03	2021-10-08	Passed	Passed
E-UTRA, eFDD 12 QPSK, high channel, 5 MHz, 1, conducted	S01_AR03	2021-10-08	Passed	Passed
E-UTRA, eFDD 12 QPSK, high channel, 5 MHz, 12, conducted	S01_AR03	2021-10-08	Passed	Passed
E-UTRA, eFDD 12 QPSK, high channel, 5 MHz, 25, conducted	S01_AR03	2021-10-08	Passed	Passed
E-UTRA, eFDD 12 QPSK, low channel, 1.4 MHz, 1, conducted	S01_AR03	2021-10-08	Passed	Passed
E-UTRA, eFDD 12 QPSK, low channel, 1.4 MHz, 3, conducted	S01_AR03	2021-10-08	Passed	Passed
E-UTRA, eFDD 12 QPSK, low channel, 1.4 MHz, 6, conducted	S01_AR03	2021-10-08	Passed	Passed
E-UTRA, eFDD 12 QPSK, low channel, 10 MHz, 1, conducted	S01_AR03	2021-10-08	Passed	Passed
E-UTRA, eFDD 12 QPSK, low channel, 10 MHz, 50, conducted	S01_AR03	2021-10-08	Passed	Passed
E-UTRA, eFDD 12 QPSK, low channel, 3 MHz, 1, conducted	S01_AS03	2021-08-14	Passed	Passed
E-UTRA, eFDD 12 QPSK, low channel, 3 MHz, 15, conducted	S01_AS03	2021-08-14	Passed	Passed
E-UTRA, eFDD 12 QPSK, low channel, 5 MHz, 1, conducted	S01_AR03	2021-10-08	Passed	Passed
E-UTRA, eFDD 12 QPSK, low channel, 5 MHz, 12, conducted	S01_AR03	2021-10-08	Passed	Passed
E-UTRA, eFDD 12 QPSK, low channel, 5 MHz, 25, conducted	S01_AR03	2021-10-08	Passed	Passed
E-UTRA, eFDD 12 QPSK, mid channel, 1.4 MHz, 1, conducted	S01_AR03	2021-10-08	Passed	Passed
E-UTRA, eFDD 12 QPSK, mid channel, 1.4 MHz, 3, conducted	S01_AR03	2021-10-08	Passed	Passed
E-UTRA, eFDD 12 QPSK, mid channel, 1.4 MHz, 6, conducted	S01_AR03	2021-10-08	Passed	Passed
E-UTRA, eFDD 12 QPSK, mid channel, 10 MHz, 1, conducted	S01_AR03	2021-10-08	Passed	Passed
E-UTRA, eFDD 12 QPSK, mid channel, 10 MHz, 50, conducted	S01_AR03	2021-10-08	Passed	Passed
E-UTRA, eFDD 12 QPSK, mid channel, 3 MHz, 1, conducted	S01_AR03	2021-10-08	Passed	Passed
E-UTRA, eFDD 12 QPSK, mid channel, 3 MHz, 15, conducted	S01_AR03	2021-10-08	Passed	Passed
E-UTRA, eFDD 12 QPSK, mid channel, 5 MHz, 1, conducted	S01_AR03	2021-10-08	Passed	Passed
E-UTRA, eFDD 12 QPSK, mid channel, 5 MHz, 12, conducted	S01_AR03	2021-10-08	Passed	Passed
E-UTRA, eFDD 12 QPSK, mid channel, 5 MHz, 25, conducted	S01_AR03	2021-10-08	Passed	Passed
E-UTRA, eFDD 13 16QAM, high channel, 5 MHz, 1, conducted	S01_AS03	2021-08-14	Passed	Passed
E-UTRA, eFDD 13 16QAM, high channel, 5 MHz, 25, conducted	S01_AS03	2021-08-14	Passed	Passed
E-UTRA, eFDD 13 16QAM, low channel, 5 MHz, 1, conducted	S01_AS03	2021-08-14	Passed	Passed
E-UTRA, eFDD 13 16QAM, low channel, 5 MHz, 25, conducted	S01_AS03	2021-08-14	Passed	Passed
E-UTRA, eFDD 13 16QAM, mid channel, 10 MHz, 1, conducted	S01_AS04	2021-08-26	Passed	Passed
E-UTRA, eFDD 13 16QAM, mid channel, 10 MHz, 50, conducted	S01_AS04	2021-08-26	Passed	Passed
E-UTRA, eFDD 13 16QAM, mid channel, 5 MHz, 1, conducted	S01_AS03	2021-08-14	Passed	Passed
E-UTRA, eFDD 13 16QAM, mid channel, 5 MHz, 25, conducted	S01_AS03	2021-08-14	Passed	Passed
E-UTRA, eFDD 13 QPSK, high channel, 5 MHz, 1, conducted	S01_AS04	2021-09-23	Passed	Passed
E-UTRA, eFDD 13 QPSK, high channel, 5 MHz, 12, conducted	S01_AS03	2021-08-14	Passed	Passed
E-UTRA, eFDD 13 QPSK, high channel, 5 MHz, 25, conducted	S01_AS03	2021-08-14	Passed	Passed
E-UTRA, eFDD 13 QPSK, low channel, 5 MHz, 1, conducted	S01_AR03	2021-10-08	Passed	Passed
E-UTRA, eFDD 13 QPSK, low channel, 5 MHz, 12, conducted	S01_AR03	2021-10-08	Passed	Passed
E-UTRA, eFDD 13 QPSK, low channel, 5 MHz, 25, conducted	S01_AR03	2021-10-08	Passed	Passed
E-UTRA, eFDD 13 QPSK, mid channel, 10 MHz, 1, conducted	S01_AR03	2021-10-08	Passed	Passed
E-UTRA, eFDD 13 QPSK, mid channel, 10 MHz, 50, conducted	S01_AR03	2021-10-08	Passed	Passed
E-UTRA, eFDD 13 QPSK, mid channel, 5 MHz, 1, conducted	S01_AR03	2021-10-08	Passed	Passed
E-UTRA, eFDD 13 QPSK, mid channel, 5 MHz, 12, conducted	S01_AR03	2021-10-08	Passed	Passed
E-UTRA, eFDD 13 QPSK, mid channel, 5 MHz, 25, conducted	S01_AR03	2021-10-08	Passed	Passed
E-UTRA, eFDD 4 16QAM, high channel, 1.4 MHz, 1, conducted	S01_AS03	2021-08-12	Passed	Passed
E-UTRA, eFDD 4 16QAM, high channel, 1.4 MHz, 6, conducted	S01_AS03	2021-08-12	Passed	Passed

RF Output Power

The measurement was performed according to ANSI C63.26: 2015 **Final Result**

OP-Mode Technology, Radio Technology, Operating Frequency, ChBW, Ressource Blocks, Measurement method	**Setup**	**Date**	**FCC**	**IC**
E-UTRA, eFDD 4 16QAM, high channel, 10 MHz, 1, conducted	S01_AS03	2021-08-12	Passed	Passed
E-UTRA, eFDD 4 16QAM, high channel, 15 MHz, 1, conducted	S01_AS04	2021-08-26	Passed	Passed
E-UTRA, eFDD 4 16QAM, high channel, 20 MHz, 1, conducted	S01_AS04	2021-09-24	Passed	Passed
E-UTRA, eFDD 4 16QAM, high channel, 3 MHz, 1, conducted	S01_AS03	2021-08-12	Passed	Passed
E-UTRA, eFDD 4 16QAM, high channel, 3 MHz, 15, conducted	S01_AS03	2021-08-12	Passed	Passed
E-UTRA, eFDD 4 16QAM, high channel, 5 MHz, 1, conducted	S01_AS03	2021-08-12	Passed	Passed
E-UTRA, eFDD 4 16QAM, high channel, 5 MHz, 25, conducted	S01_AS03	2021-08-12	Passed	Passed
E-UTRA, eFDD 4 16QAM, low channel, 1.4 MHz, 1, conducted	S01_AS03	2021-08-12	Passed	Passed
E-UTRA, eFDD 4 16QAM, low channel, 1.4 MHz, 6, conducted	S01_AS03	2021-08-12	Passed	Passed
E-UTRA, eFDD 4 16QAM, low channel, 10 MHz, 1, conducted	S01_AS03	2021-08-14	Passed	Passed
E-UTRA, eFDD 4 16QAM, low channel, 15 MHz, 1, conducted	S01_AS03	2021-08-14	Passed	Passed
E-UTRA, eFDD 4 16QAM, low channel, 20 MHz, 1, conducted	S01_AS03	2021-08-12	Passed	Passed
E-UTRA, eFDD 4 16QAM, low channel, 3 MHz, 1, conducted	S01_AS03	2021-08-12	Passed	Passed
E-UTRA, eFDD 4 16QAM, low channel, 3 MHz, 15, conducted	S01_AS03	2021-08-12	Passed	Passed
E-UTRA, eFDD 4 16QAM, low channel, 5 MHz, 1, conducted	S01_AS03	2021-08-12	Passed	Passed
E-UTRA, eFDD 4 16QAM, low channel, 5 MHz, 25, conducted	S01_AS03	2021-08-12	Passed	Passed
E-UTRA, eFDD 4 16QAM, mid channel, 1.4 MHz, 1, conducted	S01_AS03	2021-08-12	Passed	Passed
E-UTRA, eFDD 4 16QAM, mid channel, 1.4 MHz, 6, conducted	S01_AS03	2021-08-12	Passed	Passed
E-UTRA, eFDD 4 16QAM, mid channel, 10 MHz, 1, conducted	S01_AS03	2021-08-12	Passed	Passed
E-UTRA, eFDD 4 16QAM, mid channel, 15 MHz, 1, conducted	S01_AS03	2021-08-12	Passed	Passed
E-UTRA, eFDD 4 16QAM, mid channel, 20 MHz, 1, conducted	S01_AS03	2021-08-12	Passed	Passed
E-UTRA, eFDD 4 16QAM, mid channel, 3 MHz, 1, conducted	S01_AS03	2021-08-12	Passed	Passed
E-UTRA, eFDD 4 16QAM, mid channel, 3 MHz, 15, conducted	S01_AS03	2021-08-12	Passed	Passed
E-UTRA, eFDD 4 16QAM, mid channel, 5 MHz, 1, conducted	S01_AS03	2021-08-12	Passed	Passed
E-UTRA, eFDD 4 16QAM, mid channel, 5 MHz, 25, conducted	S01_AS03	2021-08-12	Passed	Passed
E-UTRA, eFDD 4 QPSK, high channel, 1.4 MHz, 1, conducted	S01_AR03	2021-10-08	Passed	Passed
E-UTRA, eFDD 4 QPSK, high channel, 1.4 MHz, 3, conducted	S01_AR03	2021-10-08	Passed	Passed
E-UTRA, eFDD 4 QPSK, high channel, 1.4 MHz, 6, conducted	S01_AR03	2021-10-08	Passed	Passed
E-UTRA, eFDD 4 QPSK, high channel, 10 MHz, 1, conducted	S01_AR03	2021-10-08	Passed	Passed
E-UTRA, eFDD 4 QPSK, high channel, 10 MHz, 50, conducted	S01_AR03	2021-10-08	Passed	Passed
E-UTRA, eFDD 4 QPSK, high channel, 15 MHz, 1, conducted	S01_AS04	2021-09-24	Passed	Passed
E-UTRA, eFDD 4 QPSK, high channel, 15 MHz, 36, conducted	S01_AS04	2021-09-24	Passed	Passed
E-UTRA, eFDD 4 QPSK, high channel, 15 MHz, 75, conducted	S01_AS03	2021-08-14	Passed	Passed
E-UTRA, eFDD 4 QPSK, high channel, 20 MHz, 1, conducted	S01_AS04	2021-09-24	Passed	Passed
E-UTRA, eFDD 4 QPSK, high channel, 20 MHz, 100, conducted	S01_AS04	2021-09-24	Passed	Passed
E-UTRA, eFDD 4 QPSK, high channel, 3 MHz, 1, conducted	S01_AR03	2021-10-08	Passed	Passed
E-UTRA, eFDD 4 QPSK, high channel, 3 MHz, 15, conducted	S01_AR03	2021-10-08	Passed	Passed
E-UTRA, eFDD 4 QPSK, high channel, 5 MHz, 1, conducted	S01_AR03	2021-10-08	Passed	Passed
E-UTRA, eFDD 4 QPSK, high channel, 5 MHz, 12, conducted	S01_AR03	2021-10-08	Passed	Passed
E-UTRA, eFDD 4 QPSK, high channel, 5 MHz, 25, conducted	S01_AR03	2021-10-08	Passed	Passed
E-UTRA, eFDD 4 QPSK, low channel, 1.4 MHz, 1, conducted	S01_AR03	2021-10-08	Passed	Passed
E-UTRA, eFDD 4 QPSK, low channel, 1.4 MHz, 3, conducted	S01_AR03	2021-10-08	Passed	Passed
E-UTRA, eFDD 4 QPSK, low channel, 1.4 MHz, 6, conducted	S01_AR03	2021-10-08	Passed	Passed
E-UTRA, eFDD 4 QPSK, low channel, 10 MHz, 1, conducted	S01_AS03	2021-08-14	Passed	Passed
E-UTRA, eFDD 4 QPSK, low channel, 10 MHz, 50, conducted	S01_AS03	2021-08-14	Passed	Passed

47 CFR CHAPTER I FCC PART 27 § 2.1046 § 27.50 Subpart C

RF Output Power

The measurement was performed according to ANSI C63.26: 2015 **Final Result**

OP-Mode Technology, Radio Technology, Operating Frequency, ChBW, Ressource Blocks, Measurement method	**Setup**	**Date**	**FCC**	**IC**
E-UTRA, eFDD 4 QPSK, low channel, 15 MHz, 1, conducted	S01_AS04	2021-09-24	Passed	Passed
E-UTRA, eFDD 4 QPSK, low channel, 15 MHz, 36, conducted	S01_AS04	2021-09-24	Passed	Passed
E-UTRA, eFDD 4 QPSK, low channel, 15 MHz, 75, conducted	S01_AS04	2021-09-24	Passed	Passed
E-UTRA, eFDD 4 QPSK, low channel, 20 MHz, 1, conducted	S01_AR03	2021-10-08	Passed	Passed
E-UTRA, eFDD 4 QPSK, low channel, 20 MHz, 100, conducted	S01_AR03	2021-10-08	Passed	Passed
E-UTRA, eFDD 4 QPSK, low channel, 3 MHz, 1, conducted	S01_AR03	2021-10-08	Passed	Passed
E-UTRA, eFDD 4 QPSK, low channel, 3 MHz, 15, conducted	S01_AR03	2021-10-08	Passed	Passed
E-UTRA, eFDD 4 QPSK, low channel, 5 MHz, 1, conducted	S01_AR03	2021-10-08	Passed	Passed
E-UTRA, eFDD 4 QPSK, low channel, 5 MHz, 12, conducted	S01_AR03	2021-10-08	Passed	Passed
E-UTRA, eFDD 4 QPSK, low channel, 5 MHz, 25, conducted	S01_AR03	2021-10-08	Passed	Passed
E-UTRA, eFDD 4 QPSK, mid channel, 1.4 MHz, 1, conducted	S01_AR03	2021-10-08	Passed	Passed
E-UTRA, eFDD 4 QPSK, mid channel, 1.4 MHz, 3, conducted	S01_AR03	2021-10-08	Passed	Passed
E-UTRA, eFDD 4 QPSK, mid channel, 1.4 MHz, 6, conducted	S01_AR03	2021-10-08	Passed	Passed
E-UTRA, eFDD 4 QPSK, mid channel, 10 MHz, 1, conducted	S01_AR03	2021-10-08	Passed	Passed
E-UTRA, eFDD 4 QPSK, mid channel, 10 MHz, 50, conducted	S01_AR03	2021-10-08	Passed	Passed
E-UTRA, eFDD 4 QPSK, mid channel, 15 MHz, 1, conducted	S01_AR03	2021-10-08	Passed	Passed
E-UTRA, eFDD 4 QPSK, mid channel, 15 MHz, 36, conducted	S01_AR03	2021-10-08	Passed	Passed
E-UTRA, eFDD 4 QPSK, mid channel, 15 MHz, 75, conducted	S01_AR03	2021-10-08	Passed	Passed
E-UTRA, eFDD 4 QPSK, mid channel, 20 MHz, 1, conducted	S01_AR03	2021-10-08	Passed	Passed
E-UTRA, eFDD 4 QPSK, mid channel, 20 MHz, 100, conducted	S01_AR03	2021-10-08	Passed	Passed
E-UTRA, eFDD 4 QPSK, mid channel, 3 MHz, 1, conducted	S01_AR03	2021-10-08	Passed	Passed
E-UTRA, eFDD 4 QPSK, mid channel, 3 MHz, 15, conducted	S01_AR03	2021-10-08	Passed	Passed
E-UTRA, eFDD 4 QPSK, mid channel, 5 MHz, 1, conducted	S01_AR03	2021-10-08	Passed	Passed
E-UTRA, eFDD 4 QPSK, mid channel, 5 MHz, 12, conducted	S01_AR03	2021-10-08	Passed	Passed
E-UTRA, eFDD 4 QPSK, mid channel, 5 MHz, 25, conducted	S01_AR03	2021-10-08	Passed	Passed
E-UTRA, eFDD 7 16QAM, high channel, 10 MHz, 1, conducted	S01_BC08	2021-11-04	Passed	Passed
E-UTRA, eFDD 7 16QAM, high channel, 15 MHz, 1, conducted	S01_BC08	2021-11-04	Passed	Passed
E-UTRA, eFDD 7 16QAM, high channel, 20 MHz, 1, conducted	S01_BC08	2021-11-04	Passed	Passed
E-UTRA, eFDD 7 16QAM, high channel, 5 MHz, 1, conducted	S01_BC08	2021-11-04	Passed	Passed
E-UTRA, eFDD 7 16QAM, high channel, 5 MHz, 25, conducted	S01_BC08	2021-11-04	Passed	Passed
E-UTRA, eFDD 7 16QAM, low channel, 10 MHz, 1, conducted	S01_BC08	2021-11-04	Passed	Passed
E-UTRA, eFDD 7 16QAM, low channel, 15 MHz, 1, conducted	S01_BC08	2021-11-04	Passed	Passed
E-UTRA, eFDD 7 16QAM, low channel, 20 MHz, 1, conducted	S01_BC08	2021-11-04	Passed	Passed
E-UTRA, eFDD 7 16QAM, low channel, 5 MHz, 1, conducted	S01_BC08	2021-11-04	Passed	Passed
E-UTRA, eFDD 7 16QAM, low channel, 5 MHz, 25, conducted	S01_BC08	2021-11-04	Passed	Passed
E-UTRA, eFDD 7 16QAM, mid channel, 10 MHz, 1, conducted	S01_BC08	2021-11-04	Passed	Passed
E-UTRA, eFDD 7 16QAM, mid channel, 15 MHz, 1, conducted	S01_BC08	2021-11-04	Passed	Passed
E-UTRA, eFDD 7 16QAM, mid channel, 20 MHz, 1, conducted	S01_BC08	2021-11-04	Passed	Passed
E-UTRA, eFDD 7 16QAM, mid channel, 5 MHz, 1, conducted	S01_BC08	2021-11-04	Passed	Passed
E-UTRA, eFDD 7 16QAM, mid channel, 5 MHz, 25, conducted	S01_BC08	2021-11-04	Passed	Passed
E-UTRA, eFDD 7 QPSK, high channel, 10 MHz, 1, conducted	S01_BC08	2021-11-04	Passed	Passed
E-UTRA, eFDD 7 QPSK, high channel, 10 MHz, 50, conducted	S01_BC08	2021-11-04	Passed	Passed
E-UTRA, eFDD 7 QPSK, high channel, 15 MHz, 1, conducted	S01_BC08	2021-11-04	Passed	Passed
E-UTRA, eFDD 7 QPSK, high channel, 15 MHz, 36, conducted	S01_BC08	2021-11-04	Passed	Passed
E-UTRA, eFDD 7 QPSK, high channel, 15 MHz, 75, conducted	S01_BC08	2021-11-04	Passed	Passed

RF Output Power

The measurement was performed according to ANSI C63.26: 2015 **Final Result**

OP-Mode Technology, Radio Technology, Operating Frequency, ChBW, Ressource Blocks, Measurement method	**Setup**	**Date**	**FCC**	**IC**
E-UTRA, eFDD 7 QPSK, high channel, 20 MHz, 1, conducted	S01_BC08	2021-11-04	Passed	Passed
E-UTRA, eFDD 7 QPSK, high channel, 20 MHz, 100, conducted	S01_BC08	2021-11-04	Passed	Passed
E-UTRA, eFDD 7 QPSK, high channel, 5 MHz, 1, conducted	S01_BC08	2021-11-04	Passed	Passed
E-UTRA, eFDD 7 QPSK, high channel, 5 MHz, 12, conducted	S01_BC08	2021-11-04	Passed	Passed
E-UTRA, eFDD 7 QPSK, high channel, 5 MHz, 25, conducted	S01_BC08	2021-11-04	Passed	Passed
E-UTRA, eFDD 7 QPSK, low channel, 10 MHz, 1, conducted	S01_BC08	2021-11-04	Passed	Passed
E-UTRA, eFDD 7 QPSK, low channel, 10 MHz, 50, conducted	S01_BC08	2021-11-04	Passed	Passed
E-UTRA, eFDD 7 QPSK, low channel, 15 MHz, 1, conducted	S01_BC08	2021-11-04	Passed	Passed
E-UTRA, eFDD 7 QPSK, low channel, 15 MHz, 36, conducted	S01_BC08	2021-11-04	Passed	Passed
E-UTRA, eFDD 7 QPSK, low channel, 15 MHz, 75, conducted	S01_BC08	2021-11-04	Passed	Passed
E-UTRA, eFDD 7 QPSK, low channel, 20 MHz, 1, conducted	S01_BC08	2021-11-04	Passed	Passed
E-UTRA, eFDD 7 QPSK, low channel, 20 MHz, 100, conducted	S01_BC08	2021-11-04	Passed	Passed
E-UTRA, eFDD 7 QPSK, low channel, 5 MHz, 1, conducted	S01_BC08	2021-11-04	Passed	Passed
E-UTRA, eFDD 7 QPSK, low channel, 5 MHz, 12, conducted	S01_BC08	2021-11-04	Passed	Passed
E-UTRA, eFDD 7 QPSK, low channel, 5 MHz, 25, conducted	S01_BC08	2021-11-04	Passed	Passed
E-UTRA, eFDD 7 QPSK, mid channel, 10 MHz, 1, conducted	S01_BC08	2021-11-04	Passed	Passed
E-UTRA, eFDD 7 QPSK, mid channel, 10 MHz, 50, conducted	S01_BC08	2021-11-04	Passed	Passed
E-UTRA, eFDD 7 QPSK, mid channel, 15 MHz, 1, conducted	S01_BC08	2021-11-04	Passed	Passed
E-UTRA, eFDD 7 QPSK, mid channel, 15 MHz, 36, conducted	S01_BC08	2021-11-04	Passed	Passed
E-UTRA, eFDD 7 QPSK, mid channel, 15 MHz, 75, conducted	S01_BC08	2021-11-04	Passed	Passed
E-UTRA, eFDD 7 QPSK, mid channel, 20 MHz, 1, conducted	S01_BC08	2021-11-04	Passed	Passed
E-UTRA, eFDD 7 QPSK, mid channel, 20 MHz, 100, conducted	S01_BC08	2021-11-04	Passed	Passed
E-UTRA, eFDD 7 QPSK, mid channel, 5 MHz, 1, conducted	S01_BC08	2021-11-04	Passed	Passed
E-UTRA, eFDD 7 QPSK, mid channel, 5 MHz, 12, conducted	S01_BC08	2021-11-04	Passed	Passed
E-UTRA, eFDD 7 QPSK, mid channel, 5 MHz, 25, conducted	S01_BC08	2021-11-04	Passed	Passed
E-UTRA, eTDD 38 16QAM, high channel, 10 MHz, 1, conducted	S01_BC08	2021-11-04	Passed	Passed
E-UTRA, eTDD 38 16QAM, high channel, 15 MHz, 1, conducted	S01_BC08	2021-11-04	Passed	Passed
E-UTRA, eTDD 38 16QAM, high channel, 20 MHz, 1, conducted	S01_BC08	2021-11-04	Passed	Passed
E-UTRA, eTDD 38 16QAM, high channel, 5 MHz, 1, conducted	S01_BC08	2021-11-04	Passed	Passed
E-UTRA, eTDD 38 16QAM, high channel, 5 MHz, 25, conducted	S01_BC08	2021-11-04	Passed	Passed
E-UTRA, eTDD 38 16QAM, low channel, 10 MHz, 1, conducted	S01_BC08	2021-11-04	Passed	Passed
E-UTRA, eTDD 38 16QAM, low channel, 15 MHz, 1, conducted	S01_BC08	2021-11-04	Passed	Passed
E-UTRA, eTDD 38 16QAM, low channel, 20 MHz, 1, conducted	S01_BC08	2021-11-04	Passed	Passed
E-UTRA, eTDD 38 16QAM, low channel, 5 MHz, 1, conducted	S01_BC08	2021-11-04	Passed	Passed
E-UTRA, eTDD 38 16QAM, low channel, 5 MHz, 25, conducted	S01_BC08	2021-11-04	Passed	Passed
E-UTRA, eTDD 38 16QAM, mid channel, 10 MHz, 1, conducted	S01_BC08	2021-11-04	Passed	Passed
E-UTRA, eTDD 38 16QAM, mid channel, 15 MHz, 1, conducted	S01_BC08	2021-11-04	Passed	Passed
E-UTRA, eTDD 38 16QAM, mid channel, 20 MHz, 1, conducted	S01_BC08	2021-11-04	Passed	Passed
E-UTRA, eTDD 38 16QAM, mid channel, 5 MHz, 1, conducted	S01_BC08	2021-11-04	Passed	Passed
E-UTRA, eTDD 38 16QAM, mid channel, 5 MHz, 25, conducted	S01_BC08	2021-11-04	Passed	Passed
E-UTRA, eTDD 38 QPSK, high channel, 10 MHz, 1, conducted	S01_BC08	2021-11-04	Passed	Passed
E-UTRA, eTDD 38 QPSK, high channel, 10 MHz, 50, conducted	S01_BC08	2021-11-04	Passed	Passed
E-UTRA, eTDD 38 QPSK, high channel, 15 MHz, 1, conducted	S01_BC08	2021-11-04	Passed	Passed
E-UTRA, eTDD 38 QPSK, high channel, 15 MHz, 36, conducted	S01_BC08	2021-11-04	Passed	Passed
E-UTRA, eTDD 38 QPSK, high channel, 15 MHz, 75, conducted	S01_BC08	2021-11-04	Passed	Passed

RF Output Power

The measurement was performed according to ANSI C63.26: 2015 **Final Result**

OP-Mode Technology, Radio Technology, Operating Frequency, ChBW, Ressource Blocks, Measurement method	**Setup**	**Date**	**FCC**	**IC**
E-UTRA, eTDD 38 QPSK, high channel, 20 MHz, 1, conducted	S01_BC08	2021-11-04	Passed	Passed
E-UTRA, eTDD 38 QPSK, high channel, 20 MHz, 100, conducted	S01_BC08	2021-11-04	Passed	Passed
E-UTRA, eTDD 38 QPSK, high channel, 5 MHz, 1, conducted	S01_BC08	2021-11-04	Passed	Passed
E-UTRA, eTDD 38 QPSK, high channel, 5 MHz, 12, conducted	S01_BC08	2021-11-04	Passed	Passed
E-UTRA, eTDD 38 QPSK, high channel, 5 MHz, 25, conducted	S01_BC08	2021-11-04	Passed	Passed
E-UTRA, eTDD 38 QPSK, low channel, 10 MHz, 1, conducted	S01_BC08	2021-11-04	Passed	Passed
E-UTRA, eTDD 38 QPSK, low channel, 10 MHz, 50, conducted	S01_BC08	2021-11-04	Passed	Passed
E-UTRA, eTDD 38 QPSK, low channel, 15 MHz, 1, conducted	S01_BC08	2021-11-04	Passed	Passed
E-UTRA, eTDD 38 QPSK, low channel, 15 MHz, 36, conducted	S01_BC08	2021-11-04	Passed	Passed
E-UTRA, eTDD 38 QPSK, low channel, 15 MHz, 75, conducted	S01_BC08	2021-11-04	Passed	Passed
E-UTRA, eTDD 38 QPSK, low channel, 20 MHz, 1, conducted	S01_BC08	2021-11-04	Passed	Passed
E-UTRA, eTDD 38 QPSK, low channel, 20 MHz, 100, conducted	S01_BC08	2021-11-04	Passed	Passed
E-UTRA, eTDD 38 QPSK, low channel, 5 MHz, 1, conducted	S01_BC08	2021-11-04	Passed	Passed
E-UTRA, eTDD 38 QPSK, low channel, 5 MHz, 12, conducted	S01_BC08	2021-11-04	Passed	Passed
E-UTRA, eTDD 38 QPSK, low channel, 5 MHz, 25, conducted	S01_BC08	2021-11-04	Passed	Passed
E-UTRA, eTDD 38 QPSK, mid channel, 10 MHz, 1, conducted	S01_BC08	2021-11-04	Passed	Passed
E-UTRA, eTDD 38 QPSK, mid channel, 10 MHz, 50, conducted	S01_BC08	2021-11-04	Passed	Passed
E-UTRA, eTDD 38 QPSK, mid channel, 15 MHz, 1, conducted	S01_BC08	2021-11-04	Passed	Passed
E-UTRA, eTDD 38 QPSK, mid channel, 15 MHz, 36, conducted	S01_BC08	2021-11-04	Passed	Passed
E-UTRA, eTDD 38 QPSK, mid channel, 15 MHz, 75, conducted	S01_BC08	2021-11-04	Passed	Passed
E-UTRA, eTDD 38 QPSK, mid channel, 20 MHz, 1, conducted	S01_BC08	2021-11-04	Passed	Passed
E-UTRA, eTDD 38 QPSK, mid channel, 20 MHz, 100, conducted	S01_BC08	2021-11-04	Passed	Passed
E-UTRA, eTDD 38 QPSK, mid channel, 5 MHz, 1, conducted	S01_BC08	2021-11-04	Passed	Passed
E-UTRA, eTDD 38 QPSK, mid channel, 5 MHz, 12, conducted	S01_BC08	2021-11-04	Passed	Passed
E-UTRA, eTDD 38 QPSK, mid channel, 5 MHz, 25, conducted	S01_BC08	2021-11-04	Passed	Passed
E-UTRA, eTDD 41 16QAM, high channel, 10 MHz, 1, conducted	S01_BC08	2021-11-04	Passed	Passed
E-UTRA, eTDD 41 16QAM, high channel, 15 MHz, 1, conducted	S01_BC08	2021-11-04	Passed	Passed
E-UTRA, eTDD 41 16QAM, high channel, 20 MHz, 1, conducted	S01_BC08	2021-11-04	Passed	Passed
E-UTRA, eTDD 41 16QAM, high channel, 5 MHz, 1, conducted	S01_BC08	2021-11-04	Passed	Passed
E-UTRA, eTDD 41 16QAM, high channel, 5 MHz, 25, conducted	S01_BC08	2021-11-04	Passed	Passed
E-UTRA, eTDD 41 16QAM, low channel, 10 MHz, 1, conducted	S01_BC08	2021-11-04	Passed	Passed
E-UTRA, eTDD 41 16QAM, low channel, 15 MHz, 1, conducted	S01_BC08	2021-11-04	Passed	Passed
E-UTRA, eTDD 41 16QAM, low channel, 20 MHz, 1, conducted	S01_BC08	2021-11-04	Passed	Passed
E-UTRA, eTDD 41 16QAM, low channel, 5 MHz, 1, conducted	S01_BC08	2021-11-04	Passed	Passed
E-UTRA, eTDD 41 16QAM, low channel, 5 MHz, 25, conducted	S01_BC08	2021-11-04	Passed	Passed
E-UTRA, eTDD 41 16QAM, mid channel, 10 MHz, 1, conducted	S01_BC08	2021-11-04	Passed	Passed
E-UTRA, eTDD 41 16QAM, mid channel, 15 MHz, 1, conducted	S01_BC08	2021-11-04	Passed	Passed
E-UTRA, eTDD 41 16QAM, mid channel, 20 MHz, 1, conducted	S01_BC08	2021-11-04	Passed	Passed
E-UTRA, eTDD 41 16QAM, mid channel, 5 MHz, 1, conducted	S01_BC08	2021-11-04	Passed	Passed
E-UTRA, eTDD 41 16QAM, mid channel, 5 MHz, 25, conducted	S01_BC08	2021-11-04	Passed	Passed
E-UTRA, eTDD 41 QPSK, high channel, 10 MHz, 1, conducted	S01_BC08	2021-11-04	Passed	Passed
E-UTRA, eTDD 41 QPSK, high channel, 10 MHz, 50, conducted	S01_BC08	2021-11-04	Passed	Passed
E-UTRA, eTDD 41 QPSK, high channel, 15 MHz, 1, conducted	S01_BC08	2021-11-04	Passed	Passed
E-UTRA, eTDD 41 QPSK, high channel, 15 MHz, 36, conducted	S01_BC08	2021-11-04	Passed	Passed
E-UTRA, eTDD 41 QPSK, high channel, 15 MHz, 75, conducted	S01_BC08	2021-11-04	Passed	Passed

47 CFR CHAPTER I FCC PART 27 Subpart C § 2.1046 § 27.50

RF Output Power

The measurement was performed according to ANSI C63.26: 2015 **Final Result**

OP-Mode Technology, Radio Technology, Operating Frequency, ChBW, Ressource Blocks, Measurement method	Setup	Date	FCC	IC
E-UTRA, eTDD 41 QPSK, high channel, 20 MHz, 1, conducted	S01_BC08	2021-11-04	Passed	Passed
E-UTRA, eTDD 41 QPSK, high channel, 20 MHz, 100, conducted	S01_BC08	2021-11-04	Passed	Passed
E-UTRA, eTDD 41 QPSK, high channel, 5 MHz, 1, conducted	S01_BC08	2021-11-04	Passed	Passed
E-UTRA, eTDD 41 QPSK, high channel, 5 MHz, 12, conducted	S01_BC08	2021-11-04	Passed	Passed
E-UTRA, eTDD 41 QPSK, high channel, 5 MHz, 25, conducted	S01_BC08	2021-11-04	Passed	Passed
E-UTRA, eTDD 41 QPSK, low channel, 10 MHz, 1, conducted	S01_BC08	2021-11-04	Passed	Passed
E-UTRA, eTDD 41 QPSK, low channel, 10 MHz, 50, conducted	S01_BC08	2021-11-04	Passed	Passed
E-UTRA, eTDD 41 QPSK, low channel, 15 MHz, 1, conducted	S01_BC08	2021-11-04	Passed	Passed
E-UTRA, eTDD 41 QPSK, low channel, 15 MHz, 36, conducted	S01_BC08	2021-11-04	Passed	Passed
E-UTRA, eTDD 41 QPSK, low channel, 15 MHz, 75, conducted	S01_BC08	2021-11-04	Passed	Passed
E-UTRA, eTDD 41 QPSK, low channel, 20 MHz, 1, conducted	S01_BC08	2021-11-04	Passed	Passed
E-UTRA, eTDD 41 QPSK, low channel, 20 MHz, 100, conducted	S01_BC08	2021-11-04	Passed	Passed
E-UTRA, eTDD 41 QPSK, low channel, 5 MHz, 1, conducted	S01_BC08	2021-11-04	Passed	Passed
E-UTRA, eTDD 41 QPSK, low channel, 5 MHz, 12, conducted	S01_BC08	2021-11-04	Passed	Passed
E-UTRA, eTDD 41 QPSK, low channel, 5 MHz, 25, conducted	S01_BC08	2021-11-04	Passed	Passed
E-UTRA, eTDD 41 QPSK, mid channel, 10 MHz, 1, conducted	S01_BC08	2021-11-04	Passed	Passed
E-UTRA, eTDD 41 QPSK, mid channel, 10 MHz, 50, conducted	S01_BC08	2021-11-04	Passed	Passed
E-UTRA, eTDD 41 QPSK, mid channel, 15 MHz, 1, conducted	S01_BC08	2021-11-04	Passed	Passed
E-UTRA, eTDD 41 QPSK, mid channel, 15 MHz, 36, conducted	S01_BC08	2021-11-04	Passed	Passed
E-UTRA, eTDD 41 QPSK, mid channel, 15 MHz, 75, conducted	S01_BC08	2021-11-04	Passed	Passed
E-UTRA, eTDD 41 QPSK, mid channel, 20 MHz, 1, conducted	S01_BC08	2021-11-04	Passed	Passed
E-UTRA, eTDD 41 QPSK, mid channel, 20 MHz, 100, conducted	S01_BC08	2021-11-04	Passed	Passed
E-UTRA, eTDD 41 QPSK, mid channel, 5 MHz, 1, conducted	S01_BC08	2021-11-04	Passed	Passed
E-UTRA, eTDD 41 QPSK, mid channel, 5 MHz, 12, conducted	S01_BC08	2021-11-04	Passed	Passed
E-UTRA, eTDD 41 QPSK, mid channel, 5 MHz, 25, conducted	S01_BC08	2021-11-04	Passed	Passed

47 CFR CHAPTER I FCC PART 27 Subpart C § 2.1055 § 27.54

Frequency stability

The measurement was performed according to ANSI C63.26: 2015 **Final Result**

OP-Mode Technology, Radio Technology, Operating Frequency, ChBW, Ressource Blocks, Measurement method	Setup	Date	FCC	IC
E-UTRA, eFDD 12 QPSK, mid channel, 5 MHz, 1, conducted	S01_AS04	2021-10-21	Passed	Passed
E-UTRA, eFDD 13 QPSK, mid channel, 5 MHz, 1, conducted	S01_AS04	2021-10-21	Passed	Passed
E-UTRA, eFDD 4 QPSK, mid channel, 5 MHz, 1, conducted	S01_AS04	2021-10-21	Passed	Passed
E-UTRA, eFDD 7 QPSK, mid channel, 5 MHz, 1, conducted	S01_BC08	2021-11-07	Passed	Passed
E-UTRA, eTDD 38 QPSK, mid channel, 5 MHz, 1, conducted	S01_BC08	2021-11-07	Passed	Passed
E-UTRA, eTDD 41 QPSK, mid channel, 5 MHz, 1, conducted	S01_BC08	2021-11-07	Passed	Passed

47 CFR CHAPTER I FCC PART 27 Subpart C § 2.1051 § 27.53

Spurious emissions at antenna terminals
The measurement was performed according to ANSI C63.26: 2015 **Final Result**

OP-Mode Technology, Radio Technology, Operating Frequency, ChBW, Ressource Blocks, Measurement method	Setup	Date	FCC	IC
E-UTRA, eFDD 12 QPSK, high channel, 5 MHz, 1, conducted	S01_AS03	2021-12-08	Passed	Passed
E-UTRA, eFDD 12 QPSK, low channel, 5 MHz, 1, conducted	S01_AS03	2021-12-08	Passed	Passed
E-UTRA, eFDD 12 QPSK, mid channel, 5 MHz, 1, conducted	S01_AS03	2021-12-08	Passed	Passed
E-UTRA, eFDD 13 QPSK, high channel, 5 MHz, 1, conducted	S01_AS03	2021-12-08	Passed	Passed
E-UTRA, eFDD 13 QPSK, low channel, 5 MHz, 1, conducted	S01_AS03	2021-12-08	Passed	Passed
E-UTRA, eFDD 13 QPSK, mid channel, 5 MHz, 1, conducted	S01_AS03	2021-12-08	Passed	Passed
E-UTRA, eFDD 4 QPSK, high channel, 5 MHz, 1, conducted	S01_AS04	2021-10-21	Passed	Passed
E-UTRA, eFDD 4 QPSK, low channel, 5 MHz, 1, conducted	S01_AS03	2021-12-08	Passed	Passed
E-UTRA, eFDD 4 QPSK, mid channel, 5 MHz, 1, conducted	S01_AS03	2021-12-08	Passed	Passed
E-UTRA, eFDD 7 QPSK, high channel, 5 MHz, 1, conducted	S01_BC08	2021-11-04	Passed	Passed
E-UTRA, eFDD 7 QPSK, low channel, 5 MHz, 1, conducted	S01_BC08	2021-11-04	Passed	Passed
E-UTRA, eFDD 7 QPSK, mid channel, 5 MHz, 1, conducted	S01_BC08	2021-11-04	Passed	Passed
E-UTRA, eTDD 38 QPSK, high channel, 5 MHz, 1, conducted	S01_BC08	2021-11-04	Passed	Passed
E-UTRA, eTDD 38 QPSK, low channel, 5 MHz, 1, conducted	S01_BC08	2021-11-04	Passed	Passed
E-UTRA, eTDD 38 QPSK, mid channel, 5 MHz, 1, conducted	S01_BC08	2021-11-04	Passed	Passed
E-UTRA, eTDD 41 QPSK, high channel, 5 MHz, 1, conducted	S01_BC08	2021-11-04	Passed	Passed
E-UTRA, eTDD 41 QPSK, low channel, 5 MHz, 1, conducted	S01_BC08	2021-11-04	Passed	Passed
E-UTRA, eTDD 41 QPSK, mid channel, 5 MHz, 1, conducted	S01_BC08	2021-11-04	Passed	Passed

47 CFR CHAPTER I FCC PART 27 Subpart C § 2.1053 § 27.53

Field strength of spurious radiation
The measurement was performed according to ANSI C63.26: 2015 **Final Result**

OP-Mode Technology, Radio Technology, Operating Frequency, ChBW, Ressource Blocks, Measurement method	Setup	Date	FCC	IC
E-UTRA, eFDD 12 QPSK, high channel, 5 MHz, 1, radiated	S01_AS04	2021-09-29	Passed	Passed
E-UTRA, eFDD 12 QPSK, low channel, 5 MHz, 1, radiated	S01_AS04	2021-09-29	Passed	Passed
E-UTRA, eFDD 12 QPSK, mid channel, 5 MHz, 1, radiated	S01_AS04	2021-09-29	Passed	Passed
E-UTRA, eFDD 13 QPSK, high channel, 5 MHz, 1, radiated	S01_AS04	2021-09-29	Passed	Passed
E-UTRA, eFDD 13 QPSK, low channel, 5 MHz, 1, radiated	S01_AS04	2021-09-29	Passed	Passed
E-UTRA, eFDD 13 QPSK, mid channel, 5 MHz, 1, radiated	S01_AS04	2021-09-29	Passed	Passed
E-UTRA, eFDD 4 QPSK, high channel, 5 MHz, 1, radiated	S01_AS04	2021-09-29	Passed	Passed
E-UTRA, eFDD 4 QPSK, low channel, 5 MHz, 1, radiated	S01_AS04	2021-09-29	Passed	Passed
E-UTRA, eFDD 4 QPSK, mid channel, 5 MHz, 1, radiated	S01_AS04	2021-09-29	Passed	Passed
E-UTRA, eFDD 7 QPSK, high channel, 5 MHz, 1, radiated	S01_BC08	2021-11-04	Passed	Passed
E-UTRA, eFDD 7 QPSK, low channel, 5 MHz, 1, radiated	S01_BC08	2021-11-04	Passed	Passed
E-UTRA, eFDD 7 QPSK, mid channel, 5 MHz, 1, radiated	S01_BC08	2021-11-04	Passed	Passed
E-UTRA, eTDD 38 QPSK, high channel, 5 MHz, 1, radiated	S01_BC08	2021-11-04	Passed	Passed
E-UTRA, eTDD 38 QPSK, low channel, 5 MHz, 1, radiated	S01_BC08	2021-11-04	Passed	Passed
E-UTRA, eTDD 38 QPSK, mid channel, 5 MHz, 1, radiated	S01_BC08	2021-11-04	Passed	Passed
E-UTRA, eTDD 41 QPSK, high channel, 5 MHz, 1, radiated	S01_BC08	2021-11-16	Passed	Passed
E-UTRA, eTDD 41 QPSK, low channel, 5 MHz, 1, radiated	S01_BC08	2021-11-16	Passed	Passed
E-UTRA, eTDD 41 QPSK, mid channel, 5 MHz, 1, radiated	S01_BC08	2021-11-16	Passed	Passed

47 CFR CHAPTER I FCC PART 27 § 2.1049
Subpart C

Emission and occupied bandwidth
The measurement was performed according to ANSI C63.26: 2015 **Final Result**

OP-Mode Technology, Radio Technology, Operating Frequency, ChBW, Ressource Blocks, Measurement method	**Setup**	**Date**	**FCC**	**IC**
E-UTRA, eFDD 12 16QAM, high channel, 1.4 MHz, 6, conducted	S01_AS04	2021-08-26	Passed	Passed
E-UTRA, eFDD 12 16QAM, high channel, 3 MHz, 15, conducted	S01_AS04	2021-08-26	Passed	Passed
E-UTRA, eFDD 12 16QAM, high channel, 5 MHz, 25, conducted	S01_AS04	2021-08-26	Passed	Passed
E-UTRA, eFDD 12 16QAM, low channel, 1.4 MHz, 6, conducted	S01_AS04	2021-08-26	Passed	Passed
E-UTRA, eFDD 12 16QAM, low channel, 3 MHz, 15, conducted	S01_AS04	2021-08-26	Passed	Passed
E-UTRA, eFDD 12 16QAM, low channel, 5 MHz, 25, conducted	S01_AS04	2021-08-26	Passed	Passed
E-UTRA, eFDD 12 16QAM, mid channel, 1.4 MHz, 6, conducted	S01_AS04	2021-08-26	Passed	Passed
E-UTRA, eFDD 12 16QAM, mid channel, 3 MHz, 15, conducted	S01_AS04	2021-08-26	Passed	Passed
E-UTRA, eFDD 12 16QAM, mid channel, 5 MHz, 25, conducted	S01_AS04	2021-08-26	Passed	Passed
E-UTRA, eFDD 12 QPSK, high channel, 1.4 MHz, 6, conducted	S01_AR03	2021-10-08	Passed	Passed
E-UTRA, eFDD 12 QPSK, high channel, 10 MHz, 50, conducted	S01_AR03	2021-10-08	Passed	Passed
E-UTRA, eFDD 12 QPSK, high channel, 3 MHz, 15, conducted	S01_AR03	2021-10-08	Passed	Passed
E-UTRA, eFDD 12 QPSK, high channel, 5 MHz, 25, conducted	S01_AR03	2021-10-08	Passed	Passed
E-UTRA, eFDD 12 QPSK, low channel, 1.4 MHz, 6, conducted	S01_AR03	2021-10-08	Passed	Passed
E-UTRA, eFDD 12 QPSK, low channel, 10 MHz, 50, conducted	S01_AR03	2021-10-08	Passed	Passed
E-UTRA, eFDD 12 QPSK, low channel, 3 MHz, 15, conducted	S01_AR03	2021-10-08	Passed	Passed
E-UTRA, eFDD 12 QPSK, low channel, 5 MHz, 25, conducted	S01_AR03	2021-10-08	Passed	Passed
E-UTRA, eFDD 12 QPSK, mid channel, 1.4 MHz, 6, conducted	S01_AR03	2021-10-08	Passed	Passed
E-UTRA, eFDD 12 QPSK, mid channel, 10 MHz, 50, conducted	S01_AR03	2021-10-08	Passed	Passed
E-UTRA, eFDD 12 QPSK, mid channel, 3 MHz, 15, conducted	S01_AR03	2021-10-08	Passed	Passed
E-UTRA, eFDD 12 QPSK, mid channel, 5 MHz, 25, conducted	S01_AR03	2021-10-08	Passed	Passed
E-UTRA, eFDD 13 16QAM, high channel, 5 MHz, 25, conducted	S01_AS04	2021-08-26	Passed	Passed
E-UTRA, eFDD 13 16QAM, low channel, 5 MHz, 25, conducted	S01_AS04	2021-08-26	Passed	Passed
E-UTRA, eFDD 13 16QAM, mid channel, 5 MHz, 25, conducted	S01_AS04	2021-08-26	Passed	Passed
E-UTRA, eFDD 13 QPSK, high channel, 5 MHz, 25, conducted	S01_AR03	2021-10-08	Passed	Passed
E-UTRA, eFDD 13 QPSK, low channel, 5 MHz, 25, conducted	S01_AR03	2021-10-08	Passed	Passed
E-UTRA, eFDD 13 QPSK, mid channel, 10 MHz, 50, conducted	S01_AR03	2021-10-08	Passed	Passed
E-UTRA, eFDD 13 QPSK, mid channel, 5 MHz, 25, conducted	S01_AR03	2021-10-08	Passed	Passed
E-UTRA, eFDD 4 16QAM, high channel, 1.4 MHz, 6, conducted	S01_AS04	2021-08-26	Passed	Passed
E-UTRA, eFDD 4 16QAM, high channel, 3 MHz, 15, conducted	S01_AS04	2021-08-26	Passed	Passed
E-UTRA, eFDD 4 16QAM, high channel, 5 MHz, 25, conducted	S01_AS04	2021-08-26	Passed	Passed
E-UTRA, eFDD 4 16QAM, low channel, 1.4 MHz, 6, conducted	S01_AS04	2021-08-26	Passed	Passed
E-UTRA, eFDD 4 16QAM, low channel, 3 MHz, 15, conducted	S01_AS04	2021-08-26	Passed	Passed
E-UTRA, eFDD 4 16QAM, low channel, 5 MHz, 25, conducted	S01_AS04	2021-08-26	Passed	Passed
E-UTRA, eFDD 4 16QAM, mid channel, 1.4 MHz, 6, conducted	S01_AS04	2021-08-26	Passed	Passed
E-UTRA, eFDD 4 16QAM, mid channel, 3 MHz, 15, conducted	S01_AS04	2021-08-26	Passed	Passed
E-UTRA, eFDD 4 16QAM, mid channel, 5 MHz, 25, conducted	S01_AS04	2021-08-26	Passed	Passed
E-UTRA, eFDD 4 16QAM, high channel, 10 MHz, 12, conducted	S01_AS04	2021-08-26	Passed	Passed
E-UTRA, eFDD 4 16QAM, high channel, 15 MHz, 18, conducted	S01_AS04	2021-08-26	Passed	Passed
E-UTRA, eFDD 4 16QAM, high channel, 20 MHz, 18, conducted	S01_AS04	2021-08-26	Passed	Passed
E-UTRA, eFDD 4 16QAM, low channel, 10 MHz, 12, conducted	S01_AS04	2021-08-26	Passed	Passed
E-UTRA, eFDD 4 16QAM, low channel, 15 MHz, 18, conducted	S01_AS04	2021-08-26	Passed	Passed
E-UTRA, eFDD 4 16QAM, low channel, 20 MHz, 18, conducted	S01_AS04	2021-08-26	Passed	Passed

Emission and occupied bandwidth
The measurement was performed according to ANSI C63.26: 2015 **Final Result**

OP-Mode Technology, Radio Technology, Operating Frequency, ChBW, Ressource Blocks, Measurement method	**Setup**	**Date**	**FCC**	**IC**
E-UTRA, eFDD 4 16QAM, mid channel, 10 MHz, 12, conducted	S01_AS04	2021-08-26	Passed	Passed
E-UTRA, eFDD 4 16QAM, mid channel, 15 MHz, 18, conducted	S01_AS04	2021-08-26	Passed	Passed
E-UTRA, eFDD 4 16QAM, mid channel, 20 MHz, 18, conducted	S01_AS04	2021-08-26	Passed	Passed
E-UTRA, eFDD 4 QPSK, high channel, 1.4 MHz, 6, conducted	S01_AR03	2021-10-08	Passed	Passed
E-UTRA, eFDD 4 QPSK, high channel, 10 MHz, 50, conducted	S01_AR03	2021-10-08	Passed	Passed
E-UTRA, eFDD 4 QPSK, high channel, 15 MHz, 75, conducted	S01_AR03	2021-10-08	Passed	Passed
E-UTRA, eFDD 4 QPSK, high channel, 20 MHz, 100, conducted	S01_AR03	2021-10-08	Passed	Passed
E-UTRA, eFDD 4 QPSK, high channel, 3 MHz, 15, conducted	S01_AR03	2021-10-08	Passed	Passed
E-UTRA, eFDD 4 QPSK, high channel, 5 MHz, 25, conducted	S01_AR03	2021-10-08	Passed	Passed
E-UTRA, eFDD 4 QPSK, low channel, 1.4 MHz, 6, conducted	S01_AR03	2021-10-08	Passed	Passed
E-UTRA, eFDD 4 QPSK, low channel, 10 MHz, 50, conducted	S01_AR03	2021-10-08	Passed	Passed
E-UTRA, eFDD 4 QPSK, low channel, 15 MHz, 75, conducted	S01_AR03	2021-10-08	Passed	Passed
E-UTRA, eFDD 4 QPSK, low channel, 20 MHz, 100, conducted	S01_AR03	2021-10-08	Passed	Passed
E-UTRA, eFDD 4 QPSK, low channel, 3 MHz, 15, conducted	S01_AR03	2021-10-08	Passed	Passed
E-UTRA, eFDD 4 QPSK, low channel, 5 MHz, 25, conducted	S01_AR03	2021-10-08	Passed	Passed
E-UTRA, eFDD 4 QPSK, mid channel, 1.4 MHz, 6, conducted	S01_AR03	2021-10-08	Passed	Passed
E-UTRA, eFDD 4 QPSK, mid channel, 10 MHz, 50, conducted	S01_AR03	2021-10-08	Passed	Passed
E-UTRA, eFDD 4 QPSK, mid channel, 15 MHz, 75, conducted	S01_AR03	2021-10-08	Passed	Passed
E-UTRA, eFDD 4 QPSK, mid channel, 20 MHz, 100, conducted	S01_AR03	2021-10-08	Passed	Passed
E-UTRA, eFDD 4 QPSK, mid channel, 3 MHz, 15, conducted	S01_AR03	2021-10-08	Passed	Passed
E-UTRA, eFDD 4 QPSK, mid channel, 5 MHz, 25, conducted	S01_AR03	2021-10-08	Passed	Passed
E-UTRA, eFDD 7 16QAM, high channel, 5 MHz, 25, conducted	S01_BC08	2021-11-10	Passed	Passed
E-UTRA, eFDD 7 16QAM, low channel, 5 MHz, 25, conducted	S01_BC08	2021-11-10	Passed	Passed
E-UTRA, eFDD 7 16QAM, mid channel, 5 MHz, 25, conducted	S01_BC08	2021-11-10	Passed	Passed
E-UTRA, eFDD 7 16QAM, high channel, 10 MHz, 12, conducted	S01_BC08	2021-11-10	Passed	Passed
E-UTRA, eFDD 7 16QAM, high channel, 15 MHz, 18, conducted	S01_BC08	2021-11-10	Passed	Passed
E-UTRA, eFDD 7 16QAM, high channel, 20 MHz, 18, conducted	S01_BC08	2021-11-10	Passed	Passed
E-UTRA, eFDD 7 16QAM, low channel, 10 MHz, 12, conducted	S01_BC08	2021-11-10	Passed	Passed
E-UTRA, eFDD 7 16QAM, low channel, 15 MHz, 18, conducted	S01_BC08	2021-11-10	Passed	Passed
E-UTRA, eFDD 7 16QAM, low channel, 20 MHz, 18, conducted	S01_BC08	2021-11-10	Passed	Passed
E-UTRA, eFDD 7 16QAM, mid channel, 10 MHz, 12, conducted	S01_BC08	2021-11-10	Passed	Passed
E-UTRA, eFDD 7 16QAM, mid channel, 15 MHz, 18, conducted	S01_BC08	2021-11-10	Passed	Passed
E-UTRA, eFDD 7 16QAM, mid channel, 20 MHz, 18, conducted	S01_BC08	2021-11-10	Passed	Passed
E-UTRA, eFDD 7 QPSK, high channel, 10 MHz, 50, conducted	S01_BC08	2021-11-10	Passed	Passed
E-UTRA, eFDD 7 QPSK, high channel, 15 MHz, 75, conducted	S01_BC08	2021-11-10	Passed	Passed
E-UTRA, eFDD 7 QPSK, high channel, 20 MHz, 100, conducted	S01_BC08	2021-11-10	Passed	Passed
E-UTRA, eFDD 7 QPSK, high channel, 5 MHz, 25, conducted	S01_BC08	2021-11-10	Passed	Passed
E-UTRA, eFDD 7 QPSK, low channel, 10 MHz, 50, conducted	S01_BC08	2021-11-10	Passed	Passed
E-UTRA, eFDD 7 QPSK, low channel, 15 MHz, 75, conducted	S01_BC08	2021-11-10	Passed	Passed
E-UTRA, eFDD 7 QPSK, low channel, 20 MHz, 100, conducted	S01_BC08	2021-11-10	Passed	Passed
E-UTRA, eFDD 7 QPSK, low channel, 5 MHz, 25, conducted	S01_BC08	2021-11-10	Passed	Passed
E-UTRA, eFDD 7 QPSK, mid channel, 10 MHz, 50, conducted	S01_BC08	2021-11-10	Passed	Passed
E-UTRA, eFDD 7 QPSK, mid channel, 15 MHz, 75, conducted	S01_BC08	2021-11-10	Passed	Passed
E-UTRA, eFDD 7 QPSK, mid channel, 20 MHz, 100, conducted	S01_BC08	2021-11-10	Passed	Passed
E-UTRA, eFDD 7 QPSK, mid channel, 5 MHz, 25, conducted	S01_BC08	2021-11-10	Passed	Passed

Emission and occupied bandwidth
The measurement was performed according to ANSI C63.26: 2015 **Final Result**

OP-Mode Technology, Radio Technology, Operating Frequency, ChBW, Ressource Blocks, Measurement method	**Setup**	**Date**	**FCC**	**IC**
E-UTRA, eTDD 38 16QAM, high channel, 5 MHz, 25, conducted	S01_BC08	2021-11-10	Passed	Passed
E-UTRA, eTDD 38 16QAM, low channel, 5 MHz, 25, conducted	S01_BC08	2021-11-10	Passed	Passed
E-UTRA, eTDD 38 16QAM, mid channel, 5 MHz, 25, conducted	S01_BC08	2021-11-10	Passed	Passed
E-UTRA, eTDD 38 16QAM, high channel, 10 MHz, 12, conducted	S01_BC08	2021-11-10	Passed	Passed
E-UTRA, eTDD 38 16QAM, high channel, 15 MHz, 18, conducted	S01_BC08	2021-11-10	Passed	Passed
E-UTRA, eTDD 38 16QAM, high channel, 20 MHz, 18, conducted	S01_BC08	2021-11-10	Passed	Passed
E-UTRA, eTDD 38 16QAM, low channel, 10 MHz, 12, conducted	S01_BC08	2021-11-10	Passed	Passed
E-UTRA, eTDD 38 16QAM, low channel, 15 MHz, 18, conducted	S01_BC08	2021-11-10	Passed	Passed
E-UTRA, eTDD 38 16QAM, low channel, 20 MHz, 18, conducted	S01_BC08	2021-11-10	Passed	Passed
E-UTRA, eTDD 38 16QAM, mid channel, 10 MHz, 12, conducted	S01_BC08	2021-11-10	Passed	Passed
E-UTRA, eTDD 38 16QAM, mid channel, 15 MHz, 18, conducted	S01_BC08	2021-11-10	Passed	Passed
E-UTRA, eTDD 38 16QAM, mid channel, 20 MHz, 18, conducted	S01_BC08	2021-11-10	Passed	Passed
E-UTRA, eTDD 38 QPSK, high channel, 10 MHz, 50, conducted	S01_BC08	2021-11-10	Passed	Passed
E-UTRA, eTDD 38 QPSK, high channel, 15 MHz, 75, conducted	S01_BC08	2021-11-10	Passed	Passed
E-UTRA, eTDD 38 QPSK, high channel, 20 MHz, 100, conducted	S01_BC08	2021-11-10	Passed	Passed
E-UTRA, eTDD 38 QPSK, high channel, 5 MHz, 25, conducted	S01_BC08	2021-11-10	Passed	Passed
E-UTRA, eTDD 38 QPSK, low channel, 10 MHz, 50, conducted	S01_BC08	2021-11-10	Passed	Passed
E-UTRA, eTDD 38 QPSK, low channel, 15 MHz, 75, conducted	S01_BC08	2021-11-10	Passed	Passed
E-UTRA, eTDD 38 QPSK, low channel, 20 MHz, 100, conducted	S01_BC08	2021-11-10	Passed	Passed
E-UTRA, eTDD 38 QPSK, low channel, 5 MHz, 25, conducted	S01_BC08	2021-11-10	Passed	Passed
E-UTRA, eTDD 38 QPSK, mid channel, 10 MHz, 50, conducted	S01_BC08	2021-11-10	Passed	Passed
E-UTRA, eTDD 38 QPSK, mid channel, 15 MHz, 75, conducted	S01_BC08	2021-11-10	Passed	Passed
E-UTRA, eTDD 38 QPSK, mid channel, 20 MHz, 100, conducted	S01_BC08	2021-11-10	Passed	Passed
E-UTRA, eTDD 38 QPSK, mid channel, 5 MHz, 25, conducted	S01_BC08	2021-11-10	Passed	Passed
E-UTRA, eTDD 41 16QAM, high channel, 5 MHz, 25, conducted	S01_BC08	2021-11-10	Passed	Passed
E-UTRA, eTDD 41 16QAM, low channel, 5 MHz, 25, conducted	S01_BC08	2021-11-10	Passed	Passed
E-UTRA, eTDD 41 16QAM, mid channel, 5 MHz, 25, conducted	S01_BC08	2021-11-10	Passed	Passed
E-UTRA, eTDD 41 16QAM, high channel, 10 MHz, 12, conducted	S01_BC08	2021-11-10	Passed	Passed
E-UTRA, eTDD 41 16QAM, high channel, 15 MHz, 18, conducted	S01_BC08	2021-11-10	Passed	Passed
E-UTRA, eTDD 41 16QAM, high channel, 20 MHz, 18, conducted	S01_BC08	2021-11-10	Passed	Passed
E-UTRA, eTDD 41 16QAM, low channel, 10 MHz, 12, conducted	S01_BC08	2021-11-10	Passed	Passed
E-UTRA, eTDD 41 16QAM, low channel, 15 MHz, 18, conducted	S01_BC08	2021-11-10	Passed	Passed
E-UTRA, eTDD 41 16QAM, low channel, 20 MHz, 18, conducted	S01_BC08	2021-11-10	Passed	Passed
E-UTRA, eTDD 41 16QAM, mid channel, 10 MHz, 12, conducted	S01_BC08	2021-11-10	Passed	Passed
E-UTRA, eTDD 41 16QAM, mid channel, 15 MHz, 18, conducted	S01_BC08	2021-11-10	Passed	Passed
E-UTRA, eTDD 41 16QAM, mid channel, 20 MHz, 18, conducted	S01_BC08	2021-11-10	Passed	Passed
E-UTRA, eTDD 41 QPSK, high channel, 10 MHz, 50, conducted	S01_BC08	2021-11-10	Passed	Passed
E-UTRA, eTDD 41 QPSK, high channel, 15 MHz, 75, conducted	S01_BC08	2021-11-10	Passed	Passed
E-UTRA, eTDD 41 QPSK, high channel, 20 MHz, 100, conducted	S01_BC08	2021-11-10	Passed	Passed
E-UTRA, eTDD 41 QPSK, high channel, 5 MHz, 25, conducted	S01_BC08	2021-11-10	Passed	Passed
E-UTRA, eTDD 41 QPSK, low channel, 10 MHz, 50, conducted	S01_BC08	2021-11-10	Passed	Passed
E-UTRA, eTDD 41 QPSK, low channel, 15 MHz, 75, conducted	S01_BC08	2021-11-10	Passed	Passed
E-UTRA, eTDD 41 QPSK, low channel, 20 MHz, 100, conducted	S01_BC08	2021-11-10	Passed	Passed
E-UTRA, eTDD 41 QPSK, low channel, 5 MHz, 25, conducted	S01_BC08	2021-11-10	Passed	Passed
E-UTRA, eTDD 41 QPSK, mid channel, 10 MHz, 50, conducted	S01_BC08	2021-11-10	Passed	Passed

47 CFR CHAPTER I FCC PART 27 § 2.1049
Subpart C

Emission and occupied bandwidth
The measurement was performed according to ANSI C63.26: 2015 **Final Result**

OP-Mode Technology, Radio Technology, Operating Frequency, ChBW, Ressource Blocks, Measurement method	Setup	Date	FCC	IC
E-UTRA, eTDD 41 QPSK, mid channel, 15 MHz, 75, conducted	S01_BC08	2021-11-10	Passed	Passed
E-UTRA, eTDD 41 QPSK, mid channel, 20 MHz, 100, conducted	S01_BC08	2021-11-10	Passed	Passed
E-UTRA, eTDD 41 QPSK, mid channel, 5 MHz, 25, conducted	S01_BC08	2021-11-10	Passed	Passed

47 CFR CHAPTER I FCC PART 27 § 2.1051 § 27.53
Subpart C

Band edge compliance
The measurement was performed according to ANSI C63.26: 2015 **Final Result**

OP-Mode Technology, Radio Technology, Operating Frequency, ChBW, Ressource Blocks, Measurement method	Setup	Date	FCC	IC
E-UTRA, eFDD 12 16QAM, high channel, 1.4 MHz, 6, conducted	S01_AS04	2021-08-26	Passed	Passed
E-UTRA, eFDD 12 16QAM, high channel, 3 MHz, 15, conducted	S01_AS04	2021-08-26	Passed	Passed
E-UTRA, eFDD 12 16QAM, high channel, 5 MHz, 25, conducted	S01_AS04	2021-08-26	Passed	Passed
E-UTRA, eFDD 12 16QAM, low channel, 1.4 MHz, 6, conducted	S01_AS04	2021-08-26	Passed	Passed
E-UTRA, eFDD 12 16QAM, low channel, 3 MHz, 15, conducted	S01_AS04	2021-08-26	Passed	Passed
E-UTRA, eFDD 12 16QAM, low channel, 5 MHz, 25, conducted	S01_AS04	2021-08-26	Passed	Passed
E-UTRA, eFDD 12 QPSK, high channel, 1.4 MHz, 6, conducted	S01_AS03	2021-11-08	Passed	Passed
E-UTRA, eFDD 12 QPSK, high channel, 10 MHz, 50, conducted	S01_AS03	2021-11-08	Passed	Passed
E-UTRA, eFDD 12 QPSK, high channel, 3 MHz, 15, conducted	S01_AS03	2021-11-08	Passed	Passed
E-UTRA, eFDD 12 QPSK, high channel, 5 MHz, 25, conducted	S01_AS03	2021-11-08	Passed	Passed
E-UTRA, eFDD 12 QPSK, low channel, 1.4 MHz, 6, conducted	S01_AS03	2021-11-08	Passed	Passed
E-UTRA, eFDD 12 QPSK, low channel, 10 MHz, 50, conducted	S01_AS03	2021-11-08	Passed	Passed
E-UTRA, eFDD 12 QPSK, low channel, 3 MHz, 15, conducted	S01_AS03	2021-11-08	Passed	Passed
E-UTRA, eFDD 12 QPSK, low channel, 5 MHz, 25, conducted	S01_AS03	2021-11-08	Passed	Passed
E-UTRA, eFDD 4 16QAM, high channel, 1.4 MHz, 6, conducted	S01_AS04	2021-08-26	Passed	Passed
E-UTRA, eFDD 4 16QAM, high channel, 3 MHz, 15, conducted	S01_AS04	2021-08-26	Passed	Passed
E-UTRA, eFDD 4 16QAM, high channel, 5 MHz, 25, conducted	S01_AS04	2021-08-26	Passed	Passed
E-UTRA, eFDD 4 16QAM, low channel, 1.4 MHz, 6, conducted	S01_AS04	2021-08-26	Passed	Passed
E-UTRA, eFDD 4 16QAM, low channel, 3 MHz, 15, conducted	S01_AS04	2021-08-26	Passed	Passed
E-UTRA, eFDD 4 16QAM, low channel, 5 MHz, 25, conducted	S01_AS04	2021-08-26	Passed	Passed
E-UTRA, eFDD 4 16QAM, high channel, 10 MHz, 12, conducted	S01_AS04	2021-08-26	Passed	Passed
E-UTRA, eFDD 4 16QAM, high channel, 15 MHz, 18, conducted	S01_AS04	2021-08-26	Passed	Passed
E-UTRA, eFDD 4 16QAM, high channel, 20 MHz, 18, conducted	S01_AS04	2021-08-26	Passed	Passed
E-UTRA, eFDD 4 16QAM, low channel, 10 MHz, 12, conducted	S01_AS04	2021-08-26	Passed	Passed
E-UTRA, eFDD 4 16QAM, low channel, 15 MHz, 18, conducted	S01_AS04	2021-08-26	Passed	Passed
E-UTRA, eFDD 4 16QAM, low channel, 20 MHz, 18, conducted	S01_AS04	2021-08-26	Passed	Passed
E-UTRA, eFDD 4 QPSK, high channel, 1.4 MHz, 6, conducted	S01_AS03	2021-11-08	Passed	Passed
E-UTRA, eFDD 4 QPSK, high channel, 10 MHz, 50, conducted	S01_AS03	2021-11-08	Passed	Passed
E-UTRA, eFDD 4 QPSK, high channel, 15 MHz, 75, conducted	S01_AS03	2021-11-08	Passed	Passed
E-UTRA, eFDD 4 QPSK, high channel, 20 MHz, 100, conducted	S01_AS03	2021-11-08	Passed	Passed
E-UTRA, eFDD 4 QPSK, high channel, 3 MHz, 15, conducted	S01_AS03	2021-11-08	Passed	Passed
E-UTRA, eFDD 4 QPSK, high channel, 5 MHz, 25, conducted	S01_AS03	2021-11-08	Passed	Passed
E-UTRA, eFDD 4 QPSK, low channel, 1.4 MHz, 6, conducted	S01_AS03	2021-11-08	Passed	Passed

47 CFR CHAPTER I FCC PART 27 § 2.1051 § 27.53
Subpart C

Band edge compliance
The measurement was performed according to ANSI C63.26: 2015 **Final Result**

OP-Mode Technology, Radio Technology, Operating Frequency, ChBW, Ressource Blocks, Measurement method	**Setup**	**Date**	**FCC**	**IC**
E-UTRA, eFDD 4 QPSK, low channel, 10 MHz, 50, conducted	S01_AS03	2021-11-08	Passed	Passed
E-UTRA, eFDD 4 QPSK, low channel, 15 MHz, 75, conducted	S01_AS03	2021-11-08	Passed	Passed
E-UTRA, eFDD 4 QPSK, low channel, 20 MHz, 100, conducted	S01_AS03	2021-11-08	Passed	Passed
E-UTRA, eFDD 4 QPSK, low channel, 3 MHz, 15, conducted	S01_AS03	2021-11-08	Passed	Passed
E-UTRA, eFDD 4 QPSK, low channel, 5 MHz, 25, conducted	S01_AS03	2021-11-08	Passed	Passed
E-UTRA, eFDD 7 16QAM, high channel, 5 MHz, 25, conducted	S01_BC08	2021-11-12	Passed	Passed
E-UTRA, eFDD 7 16QAM, low channel, 5 MHz, 25, conducted	S01_BC08	2021-11-12	Passed	Passed
E-UTRA, eFDD 7 16QAM, high channel, 10 MHz, 12, conducted	S01_BC08	2021-11-12	Passed	Passed
E-UTRA, eFDD 7 16QAM, high channel, 15 MHz, 18, conducted	S01_BC08	2021-11-12	Passed	Passed
E-UTRA, eFDD 7 16QAM, high channel, 20 MHz, 18, conducted	S01_BC08	2021-11-12	Passed	Passed
E-UTRA, eFDD 7 16QAM, low channel, 10 MHz, 12, conducted	S01_BC08	2021-11-12	Passed	Passed
E-UTRA, eFDD 7 16QAM, low channel, 15 MHz, 18, conducted	S01_BC08	2021-11-12	Passed	Passed
E-UTRA, eFDD 7 16QAM, low channel, 20 MHz, 18, conducted	S01_BC08	2021-11-12	Passed	Passed
E-UTRA, eFDD 7 QPSK, high channel, 10 MHz, 50, conducted	S01_BC08	2021-11-12	Passed	Passed
E-UTRA, eFDD 7 QPSK, high channel, 15 MHz, 75, conducted	S01_BC08	2021-11-12	Passed	Passed
E-UTRA, eFDD 7 QPSK, high channel, 20 MHz, 100, conducted	S01_BC08	2021-11-12	Passed	Passed
E-UTRA, eFDD 7 QPSK, high channel, 5 MHz, 25, conducted	S01_BC08	2021-11-12	Passed	Passed
E-UTRA, eFDD 7 QPSK, low channel, 10 MHz, 50, conducted	S01_BC08	2021-11-12	Passed	Passed
E-UTRA, eFDD 7 QPSK, low channel, 15 MHz, 75, conducted	S01_BC08	2021-11-12	Passed	Passed
E-UTRA, eFDD 7 QPSK, low channel, 20 MHz, 100, conducted	S01_BC08	2021-11-12	Passed	Passed
E-UTRA, eFDD 7 QPSK, low channel, 5 MHz, 25, conducted	S01_BC08	2021-11-12	Passed	Passed
E-UTRA, eTFDD 38 16QAM, high channel, 5 MHz, 25, conducted	S01_BC08	2021-11-10	Passed	Passed
E-UTRA, eTFDD 38 16QAM, low channel, 5 MHz, 25, conducted	S01_BC08	2021-11-10	Passed	Passed
E-UTRA, eTFDD 38 16QAM, high channel, 10 MHz, 12, conducted	S01_BC08	2021-11-10	Passed	Passed
E-UTRA, eTFDD 38 16QAM, high channel, 15 MHz, 18, conducted	S01_BC08	2021-11-10	Passed	Passed
E-UTRA, eTFDD 38 16QAM, high channel, 20 MHz, 18, conducted	S01_BC08	2021-11-10	Passed	Passed
E-UTRA, eTFDD 38 16QAM, low channel, 10 MHz, 12, conducted	S01_BC08	2021-11-10	Passed	Passed
E-UTRA, eTFDD 38 16QAM, low channel, 15 MHz, 18, conducted	S01_BC08	2021-11-10	Passed	Passed
E-UTRA, eTFDD 38 16QAM, low channel, 20 MHz, 18, conducted	S01_BC08	2021-11-10	Passed	Passed
E-UTRA, eTFDD 38 QPSK, high channel, 10 MHz, 50, conducted	S01_BC08	2021-11-10	Passed	Passed
E-UTRA, eTFDD 38 QPSK, high channel, 15 MHz, 75, conducted	S01_BC08	2021-11-10	Passed	Passed
E-UTRA, eTFDD 38 QPSK, high channel, 20 MHz, 100, conducted	S01_BC08	2021-11-10	Passed	Passed
E-UTRA, eTFDD 38 QPSK, high channel, 5 MHz, 25, conducted	S01_BC08	2021-11-10	Passed	Passed
E-UTRA, eTFDD 38 QPSK, low channel, 10 MHz, 50, conducted	S01_BC08	2021-11-10	Passed	Passed
E-UTRA, eTFDD 38 QPSK, low channel, 15 MHz, 75, conducted	S01_BC08	2021-11-10	Passed	Passed
E-UTRA, eTFDD 38 QPSK, low channel, 20 MHz, 100, conducted	S01_BC08	2021-11-10	Passed	Passed
E-UTRA, eTFDD 38 QPSK, low channel, 5 MHz, 25, conducted	S01_BC08	2021-11-10	Passed	Passed
E-UTRA, eTFDD 41 16QAM, high channel, 5 MHz, 25, conducted	S01_BC08	2021-11-10	Passed	Passed
E-UTRA, eTFDD 41 16QAM, low channel, 5 MHz, 25, conducted	S01_BC08	2021-11-10	Passed	Passed
E-UTRA, eTFDD 41 16QAM, high channel, 10 MHz, 12, conducted	S01_BC08	2021-11-10	Passed	Passed
E-UTRA, eTFDD 41 16QAM, high channel, 15 MHz, 18, conducted	S01_BC08	2021-11-10	Passed	Passed
E-UTRA, eTFDD 41 16QAM, high channel, 20 MHz, 18, conducted	S01_BC08	2021-11-10	Passed	Passed
E-UTRA, eTFDD 41 16QAM, low channel, 10 MHz, 12, conducted	S01_BC08	2021-11-10	Passed	Passed
E-UTRA, eTFDD 41 16QAM, low channel, 15 MHz, 18, conducted	S01_BC08	2021-11-10	Passed	Passed
E-UTRA, eTFDD 41 16QAM, low channel, 20 MHz, 18, conducted	S01_BC08	2021-11-10	Passed	Passed

47 CFR CHAPTER I FCC PART 27 § 2.1051 § 27.53
Subpart C

Band edge compliance
The measurement was performed according to ANSI C63.26: 2015 **Final Result**

OP-Mode Technology, Radio Technology, Operating Frequency, ChBW, Ressource Blocks, Measurement method	**Setup**	**Date**	**FCC**	**IC**
E-UTRA, eTFDD 41 QPSK, high channel, 10 MHz, 50, conducted	S01_BC08	2021-11-10	Passed	Passed
E-UTRA, eTFDD 41 QPSK, high channel, 15 MHz, 75, conducted	S01_BC08	2021-11-10	Passed	Passed
E-UTRA, eTFDD 41 QPSK, high channel, 20 MHz, 100, conducted	S01_BC08	2021-11-10	Passed	Passed
E-UTRA, eTFDD 41 QPSK, high channel, 5 MHz, 25, conducted	S01_BC08	2021-11-10	Passed	Passed
E-UTRA, eTFDD 41 QPSK, low channel, 10 MHz, 50, conducted	S01_BC08	2021-11-10	Passed	Passed
E-UTRA, eTFDD 41 QPSK, low channel, 15 MHz, 75, conducted	S01_BC08	2021-11-10	Passed	Passed
E-UTRA, eTFDD 41 QPSK, low channel, 20 MHz, 100, conducted	S01_BC08	2021-11-10	Passed	Passed
E-UTRA, eTFDD 41 QPSK, low channel, 5 MHz, 25, conducted	S01_BC08	2021-11-10	Passed	Passed

47 CFR CHAPTER I FCC PART 27 § 27.50
Subpart C

Peak to Average Ratio
The measurement was performed according to ANSI C63.26: 2015 **Final Result**

OP-Mode Technology, Radio Technology, Operating Frequency, ChBW, Ressource Blocks, Measurement method	**Setup**	**Date**	**FCC**	**IC**
E-UTRA, eFDD 12 16QAM, high channel, 1.4 MHz, 6, conducted	S01_AS04	2021-09-23	Passed	Passed
E-UTRA, eFDD 12 16QAM, low channel, 1.4 MHz, 6, conducted	S01_AS04	2021-09-23	Passed	Passed
E-UTRA, eFDD 12 16QAM, mid channel, 1.4 MHz, 6, conducted	S01_AS04	2021-09-23	Passed	Passed
E-UTRA, eFDD 12 QPSK, high channel, 1.4 MHz, 6, conducted	S01_AS04	2021-09-23	Passed	Passed
E-UTRA, eFDD 12 QPSK, low channel, 1.4 MHz, 6, conducted	S01_AS04	2021-09-23	Passed	Passed
E-UTRA, eFDD 12 QPSK, mid channel, 1.4 MHz, 6, conducted	S01_AS04	2021-09-23	Passed	Passed
E-UTRA, eFDD 13 16QAM, high channel, 5 MHz, 25, conducted	S01_AS04	2021-09-23	Passed	Passed
E-UTRA, eFDD 13 16QAM, low channel, 5 MHz, 25, conducted	S01_AS04	2021-09-23	Passed	Passed
E-UTRA, eFDD 13 16QAM, mid channel, 5 MHz, 25, conducted	S01_AS04	2021-09-23	Passed	Passed
E-UTRA, eFDD 13 QPSK, high channel, 5 MHz, 25, conducted	S01_AS04	2021-09-23	Passed	Passed
E-UTRA, eFDD 13 QPSK, low channel, 5 MHz, 25, conducted	S01_AS04	2021-09-23	Passed	Passed
E-UTRA, eFDD 13 QPSK, mid channel, 5 MHz, 25, conducted	S01_AS04	2021-09-23	Passed	Passed
E-UTRA, eFDD 4 16QAM, high channel, 1.4 MHz, 6, conducted	S01_AS04	2021-08-26	Passed	Passed
E-UTRA, eFDD 4 16QAM, low channel, 1.4 MHz, 6, conducted	S01_AS04	2021-08-26	Passed	Passed
E-UTRA, eFDD 4 16QAM, mid channel, 1.4 MHz, 6, conducted	S01_AS04	2021-08-26	Passed	Passed
E-UTRA, eFDD 4 QPSK, high channel, 1.4 MHz, 6, conducted	S01_AS04	2021-08-26	Passed	Passed
E-UTRA, eFDD 4 QPSK, low channel, 1.4 MHz, 6, conducted	S01_AS04	2021-08-26	Passed	Passed
E-UTRA, eFDD 4 QPSK, mid channel, 1.4 MHz, 6, conducted	S01_AS04	2021-08-26	Passed	Passed
E-UTRA, eFDD 7 16QAM, high channel, 5 MHz, 25, conducted	S01_BC08	2021-11-12	Passed	Passed
E-UTRA, eFDD 7 16QAM, low channel, 5 MHz, 25, conducted	S01_BC08	2021-11-12	Passed	Passed
E-UTRA, eFDD 7 16QAM, mid channel, 5 MHz, 25, conducted	S01_BC08	2021-11-12	Passed	Passed
E-UTRA, eFDD 7 QPSK, high channel, 5 MHz, 25, conducted	S01_BC08	2021-11-12	Passed	Passed
E-UTRA, eFDD 7 QPSK, low channel, 5 MHz, 25, conducted	S01_BC08	2021-11-12	Passed	Passed
E-UTRA, eFDD 7 QPSK, mid channel, 5 MHz, 25, conducted	S01_BC08	2021-11-12	Passed	Passed
E-UTRA, eTDD 38 16QAM, high channel, 5 MHz, 25, conducted	S01_BC08	2021-11-12	Passed	Passed
E-UTRA, eTDD 38 16QAM, low channel, 5 MHz, 25, conducted	S01_BC08	2021-11-12	Passed	Passed
E-UTRA, eTDD 38 16QAM, mid channel, 5 MHz, 25, conducted	S01_BC08	2021-11-12	Passed	Passed
E-UTRA, eTDD 38 QPSK, high channel, 5 MHz, 25, conducted	S01_BC08	2021-11-12	Passed	Passed

47 CFR CHAPTER I FCC PART 27 § 27.50
Subpart C

Peak to Average Ratio
The measurement was performed according to ANSI C63.26: 2015 **Final Result**

OP-Mode Technology, Radio Technology, Operating Frequency, ChBW, Ressource Blocks, Measurement method	**Setup**	**Date**	**FCC**	**IC**
E-UTRA, eTDD 38 QPSK, low channel, 5 MHz, 25, conducted	S01_BC08	2021-11-12	Passed	Passed
E-UTRA, eTDD 38 QPSK, mid channel, 5 MHz, 25, conducted	S01_BC08	2021-11-12	Passed	Passed
E-UTRA, eTDD 41 16QAM, high channel, 5 MHz, 25, conducted	S01_BC08	2021-11-12	Passed	Passed
E-UTRA, eTDD 41 16QAM, low channel, 5 MHz, 25, conducted	S01_BC08	2021-11-12	Passed	Passed
E-UTRA, eTDD 41 16QAM, mid channel, 5 MHz, 25, conducted	S01_BC08	2021-11-12	Passed	Passed
E-UTRA, eTDD 41 QPSK, high channel, 5 MHz, 25, conducted	S01_BC08	2021-11-12	Passed	Passed
E-UTRA, eTDD 41 QPSK, low channel, 5 MHz, 25, conducted	S01_BC08	2021-11-12	Passed	Passed
E-UTRA, eTDD 41 QPSK, mid channel, 5 MHz, 25, conducted	S01_BC08	2021-11-12	Passed	Passed

47 CFR CHAPTER I FCC PART 27 § 2.1046 § 27.1507
Subpart P

RF Output Power
The measurement was performed according to ANSI C63.26: 2015 **Final Result**

OP-Mode Technology, Radio Technology, Operating Frequency, ChBW, Ressource Blocks, Measurement method	**Setup**	**Date**	**FCC**	**IC**
E-UTRA, eFDD 8 16QAM, high channel, 1.4 MHz, 1, conducted	S01_AS04	2021-09-20	Passed	N/A
E-UTRA, eFDD 8 16QAM, high channel, 1.4 MHz, 6, conducted	S01_AS04	2021-09-20	Passed	N/A
E-UTRA, eFDD 8 16QAM, low channel, 1.4 MHz, 1, conducted	S01_AS04	2021-09-20	Passed	N/A
E-UTRA, eFDD 8 16QAM, low channel, 1.4 MHz, 6, conducted	S01_AS04	2021-09-20	Passed	N/A
E-UTRA, eFDD 8 16QAM, mid channel, 1.4 MHz, 1, conducted	S01_AS04	2021-09-20	Passed	N/A
E-UTRA, eFDD 8 16QAM, mid channel, 1.4 MHz, 6, conducted	S01_AS04	2021-09-20	Passed	N/A
E-UTRA, eFDD 8 16QAM, mid channel, 3 MHz, 1, conducted	S01_AS04	2021-09-20	Passed	N/A
E-UTRA, eFDD 8 16QAM, mid channel, 3 MHz, 15, conducted	S01_AS04	2021-09-20	Passed	N/A
E-UTRA, eFDD 8 QPSK, high channel, 1.4 MHz, 1, conducted	S01_AS04	2021-09-20	Passed	N/A
E-UTRA, eFDD 8 QPSK, high channel, 1.4 MHz, 3, conducted	S01_AS04	2021-09-20	Passed	N/A
E-UTRA, eFDD 8 QPSK, high channel, 1.4 MHz, 6, conducted	S01_AS04	2021-09-20	Passed	N/A
E-UTRA, eFDD 8 QPSK, low channel, 1.4 MHz, 1, conducted	S01_AY04	2021-09-27	Passed	N/A
E-UTRA, eFDD 8 QPSK, low channel, 1.4 MHz, 3, conducted	S01_AS04	2021-09-20	Passed	N/A
E-UTRA, eFDD 8 QPSK, low channel, 1.4 MHz, 6, conducted	S01_AS04	2021-09-20	Passed	N/A
E-UTRA, eFDD 8 QPSK, mid channel, 1.4 MHz, 1, conducted	S01_AS04	2021-09-20	Passed	N/A
E-UTRA, eFDD 8 QPSK, mid channel, 1.4 MHz, 3, conducted	S01_AS04	2021-09-20	Passed	N/A
E-UTRA, eFDD 8 QPSK, mid channel, 1.4 MHz, 6, conducted	S01_AS04	2021-09-20	Passed	N/A
E-UTRA, eFDD 8 QPSK, mid channel, 3 MHz, 1, conducted	S01_AS04	2021-09-20	Passed	N/A
E-UTRA, eFDD 8 QPSK, mid channel, 3 MHz, 15, conducted	S01_AS04	2021-09-20	Passed	N/A

47 CFR CHAPTER I FCC PART 27 § 2.1055 § 27.54
Subpart P

Frequency stability
The measurement was performed according to ANSI C63.26: 2015 **Final Result**

OP-Mode Technology, Radio Technology, Operating Frequency, ChBW, Ressource Blocks, Measurement method	Setup	Date	FCC	IC
E-UTRA, eFDD 8 QPSK, mid channel, 5 MHz, 1, conducted	S01_AS04	2021-10-21	Passed	N/A

47 CFR CHAPTER I FCC PART 27 § 2.1051 § 27.1509
Subpart P

Spurious emissions at antenna terminals
The measurement was performed according to ANSI C63.26: 2015 **Final Result**

OP-Mode Technology, Radio Technology, Operating Frequency, ChBW, Ressource Blocks, Measurement method	Setup	Date	FCC	IC
E-UTRA, eFDD 8 QPSK, high channel, 5 MHz, 1, conducted	S01_AS04	2021-09-17	Passed	N/A
E-UTRA, eFDD 8 QPSK, low channel, 5 MHz, 1, conducted	S01_AS04	2021-09-17	Passed	N/A
E-UTRA, eFDD 8 QPSK, mid channel, 5 MHz, 1, conducted	S01_AS04	2021-09-17	Passed	N/A

47 CFR CHAPTER I FCC PART 27 § 2.1053 § 27.1509
Subpart P

Field strength of spurious radiation
The measurement was performed according to ANSI C63.26: 2015 **Final Result**

OP-Mode Technology, Radio Technology, Operating Frequency, ChBW, Ressource Blocks, Measurement method	Setup	Date	FCC	IC
E-UTRA, eFDD 8 QPSK, high channel, 5 MHz, 1, radiated	S01_AS04	2021-09-29	Passed	N/A
E-UTRA, eFDD 8 QPSK, low channel, 5 MHz, 1, radiated	S01_AS04	2021-09-29	Passed	N/A
E-UTRA, eFDD 8 QPSK, mid channel, 5 MHz, 1, radiated	S01_AS04	2021-09-29	Passed	N/A

47 CFR CHAPTER I FCC PART 27 § 2.1049
Subpart P

Emission and occupied bandwidth
The measurement was performed according to ANSI C63.26: 2015 **Final Result**

OP-Mode Technology, Radio Technology, Operating Frequency, ChBW, Ressource Blocks, Measurement method	Setup	Date	FCC	IC
E-UTRA, eFDD 8 16QAM, high channel, 1.4 MHz, 6, conducted	S01_AS04	2021-09-23	Passed	N/A
E-UTRA, eFDD 8 16QAM, low channel, 1.4 MHz, 6, conducted	S01_AS04	2021-09-23	Passed	N/A
E-UTRA, eFDD 8 16QAM, mid channel, 1.4 MHz, 6, conducted	S01_AS04	2021-09-23	Passed	N/A
E-UTRA, eFDD 8 16QAM, mid channel, 3 MHz, 15, conducted	S01_AS04	2021-09-23	Passed	N/A
E-UTRA, eFDD 8 QPSK, high channel, 1.4 MHz, 6, conducted	S01_AS04	2021-09-23	Passed	N/A
E-UTRA, eFDD 8 QPSK, low channel, 1.4 MHz, 6, conducted	S01_AS04	2021-09-23	Passed	N/A
E-UTRA, eFDD 8 QPSK, mid channel, 1.4 MHz, 6, conducted	S01_AS04	2021-09-23	Passed	N/A
E-UTRA, eFDD 8 QPSK, mid channel, 3 MHz, 15, conducted	S01_AS04	2021-09-23	Passed	N/A

47 CFR CHAPTER I FCC PART 27 Subpart P § 2.1051 § 27.1509

Band edge compliance

The measurement was performed according to ANSI C63.26: 2015 **Final Result**

OP-Mode Technology, Radio Technology, Operating Frequency, ChBW, Ressource Blocks, Measurement method	Setup	Date	FCC	IC
E-UTRA, eFDD 8 16QAM, high channel, 1.4 MHz, 6, conducted	S01_AS04	2021-09-23	Passed	N/A
E-UTRA, eFDD 8 16QAM, high channel, 3 MHz, 15, conducted	S01_AS04	2021-09-23	Passed	N/A
E-UTRA, eFDD 8 16QAM, low channel, 1.4 MHz, 6, conducted	S01_AS04	2021-09-23	Passed	N/A
E-UTRA, eFDD 8 16QAM, low channel, 3 MHz, 15, conducted	S01_AS04	2021-09-23	Passed	N/A
E-UTRA, eFDD 8 QPSK, high channel, 1.4 MHz, 6, conducted	S01_AS04	2021-09-23	Passed	N/A
E-UTRA, eFDD 8 QPSK, high channel, 3 MHz, 15, conducted	S01_AS04	2021-09-23	Passed	N/A
E-UTRA, eFDD 8 QPSK, low channel, 1.4 MHz, 6, conducted	S01_AS04	2021-09-23	Passed	N/A
E-UTRA, eFDD 8 QPSK, low channel, 3 MHz, 15, conducted	S01_AS04	2021-09-23	Passed	N/A

47 CFR CHAPTER I FCC PART 27 Subpart P § 27.1507

Peak to Average Ratio

The measurement was performed according to ANSI C63.26: 2015 **Final Result**

OP-Mode Technology, Radio Technology, Operating Frequency, ChBW, Ressource Blocks, Measurement method	Setup	Date	FCC	IC
E-UTRA, eFDD 8 16QAM, high channel, 1.4 MHz, 6, conducted	S01_AS04	2021-09-23	Passed	N/A
E-UTRA, eFDD 8 16QAM, low channel, 1.4 MHz, 6, conducted	S01_AS04	2021-09-23	Passed	N/A
E-UTRA, eFDD 8 16QAM, mid channel, 1.4 MHz, 6, conducted	S01_AS04	2021-09-23	Passed	N/A
E-UTRA, eFDD 8 QPSK, high channel, 1.4 MHz, 6, conducted	S01_AS04	2021-09-23	Passed	N/A
E-UTRA, eFDD 8 QPSK, low channel, 1.4 MHz, 6, conducted	S01_AS04	2021-09-23	Passed	N/A
E-UTRA, eFDD 8 QPSK, mid channel, 1.4 MHz, 6, conducted	S01_AS04	2021-09-23	Passed	N/A

47 CFR CHAPTER I FCC PART 90 Subpart S § 2.1046 § 90.635

RF Output Power

The measurement was performed according to ANSI C63.26: 2015 **Final Result**

OP-Mode Technology, Radio Technology, Operating Frequency, ChBW, Ressource Blocks, Measurement method	Setup	Date	FCC	IC
E-UTRA, eFDD 26 16QAM, high channel, 1.4 MHz, 1, conducted	S01_AS03	2021-08-14	Passed	Passed
E-UTRA, eFDD 26 16QAM, high channel, 1.4 MHz, 6, conducted	S01_AS03	2021-08-14	Passed	Passed
E-UTRA, eFDD 26 16QAM, high channel, 3 MHz, 1, conducted	S01_AS03	2021-08-14	Passed	Passed
E-UTRA, eFDD 26 16QAM, high channel, 3 MHz, 15, conducted	S01_AS03	2021-08-14	Passed	Passed
E-UTRA, eFDD 26 16QAM, high channel, 5 MHz, 1, conducted	S01_AS03	2021-08-14	Passed	Passed
E-UTRA, eFDD 26 16QAM, high channel, 5 MHz, 25, conducted	S01_AS03	2021-08-14	Passed	Passed
E-UTRA, eFDD 26 16QAM, low channel, 1.4 MHz, 1, conducted	S01_AS03	2021-08-14	Passed	Passed
E-UTRA, eFDD 26 16QAM, low channel, 1.4 MHz, 6, conducted	S01_AS03	2021-08-14	Passed	Passed
E-UTRA, eFDD 26 16QAM, low channel, 3 MHz, 1, conducted	S01_AS03	2021-08-14	Passed	Passed
E-UTRA, eFDD 26 16QAM, low channel, 3 MHz, 15, conducted	S01_AS03	2021-08-14	Passed	Passed
E-UTRA, eFDD 26 16QAM, low channel, 5 MHz, 1, conducted	S01_AS03	2021-08-14	Passed	Passed
E-UTRA, eFDD 26 16QAM, low channel, 5 MHz, 25, conducted	S01_AS03	2021-08-14	Passed	Passed

47 CFR CHAPTER I FCC PART 90 § 2.1046 § 90.635 Subpart S

RF Output Power

The measurement was performed according to ANSI C63.26: 2015 **Final Result**

OP-Mode Technology, Radio Technology, Operating Frequency, ChBW, Ressource Blocks, Measurement method	Setup	Date	FCC	IC
E-UTRA, eFDD 26 16QAM, mid channel, 1.4 MHz, 1, conducted	S01_AS03	2021-08-14	Passed	Passed
E-UTRA, eFDD 26 16QAM, mid channel, 1.4 MHz, 6, conducted	S01_AS03	2021-08-14	Passed	Passed
E-UTRA, eFDD 26 16QAM, mid channel, 10 MHz, 1, conducted	S01_AS04	2021-08-26	Passed	Passed
E-UTRA, eFDD 26 16QAM, mid channel, 10 MHz, 12, conducted	S01_AS04	2021-08-26	Passed	Passed
E-UTRA, eFDD 26 16QAM, mid channel, 3 MHz, 1, conducted	S01_AS03	2021-08-14	Passed	Passed
E-UTRA, eFDD 26 16QAM, mid channel, 3 MHz, 15, conducted	S01_AS03	2021-08-14	Passed	Passed
E-UTRA, eFDD 26 16QAM, mid channel, 5 MHz, 1, conducted	S01_AS03	2021-08-14	Passed	Passed
E-UTRA, eFDD 26 16QAM, mid channel, 5 MHz, 25, conducted	S01_AS03	2021-08-14	Passed	Passed
E-UTRA, eFDD 26 QPSK, high channel, 1.4 MHz, 1, conducted	S01_AS03	2021-08-14	Passed	Passed
E-UTRA, eFDD 26 QPSK, high channel, 1.4 MHz, 3, conducted	S01_AS03	2021-08-14	Passed	Passed
E-UTRA, eFDD 26 QPSK, high channel, 1.4 MHz, 6, conducted	S01_AS03	2021-08-14	Passed	Passed
E-UTRA, eFDD 26 QPSK, high channel, 3 MHz, 1, conducted	S01_AS03	2021-08-14	Passed	Passed
E-UTRA, eFDD 26 QPSK, high channel, 3 MHz, 15, conducted	S01_AS03	2021-08-14	Passed	Passed
E-UTRA, eFDD 26 QPSK, high channel, 5 MHz, 1, conducted	S01_AR03	2021-10-08	Passed	Passed
E-UTRA, eFDD 26 QPSK, high channel, 5 MHz, 12, conducted	S01_AR03	2021-10-08	Passed	Passed
E-UTRA, eFDD 26 QPSK, high channel, 5 MHz, 25, conducted	S01_AR03	2021-10-08	Passed	Passed
E-UTRA, eFDD 26 QPSK, low channel, 1.4 MHz, 1, conducted	S01_AR03	2021-10-08	Passed	Passed
E-UTRA, eFDD 26 QPSK, low channel, 1.4 MHz, 3, conducted	S01_AR03	2021-10-08	Passed	Passed
E-UTRA, eFDD 26 QPSK, low channel, 1.4 MHz, 6, conducted	S01_AR03	2021-10-08	Passed	Passed
E-UTRA, eFDD 26 QPSK, low channel, 3 MHz, 1, conducted	S01_AR03	2021-10-08	Passed	Passed
E-UTRA, eFDD 26 QPSK, low channel, 3 MHz, 15, conducted	S01_AR03	2021-10-08	Passed	Passed
E-UTRA, eFDD 26 QPSK, low channel, 5 MHz, 1, conducted	S01_AR03	2021-10-08	Passed	Passed
E-UTRA, eFDD 26 QPSK, low channel, 5 MHz, 12, conducted	S01_AR03	2021-10-08	Passed	Passed
E-UTRA, eFDD 26 QPSK, low channel, 5 MHz, 25, conducted	S01_AR03	2021-10-08	Passed	Passed
E-UTRA, eFDD 26 QPSK, mid channel, 1.4 MHz, 1, conducted	S01_AR03	2021-10-08	Passed	Passed
E-UTRA, eFDD 26 QPSK, mid channel, 1.4 MHz, 3, conducted	S01_AR03	2021-10-08	Passed	Passed
E-UTRA, eFDD 26 QPSK, mid channel, 1.4 MHz, 6, conducted	S01_AR03	2021-10-08	Passed	Passed
E-UTRA, eFDD 26 QPSK, mid channel, 10 MHz, 1, conducted	S01_AR03	2021-10-08	Passed	Passed
E-UTRA, eFDD 26 QPSK, mid channel, 10 MHz, 50, conducted	S01_AR03	2021-10-08	Passed	Passed
E-UTRA, eFDD 26 QPSK, mid channel, 3 MHz, 1, conducted	S01_AR03	2021-10-08	Passed	Passed
E-UTRA, eFDD 26 QPSK, mid channel, 3 MHz, 15, conducted	S01_AR03	2021-10-08	Passed	Passed
E-UTRA, eFDD 26 QPSK, mid channel, 5 MHz, 1, conducted	S01_AS03	2021-08-14	Passed	Passed
E-UTRA, eFDD 26 QPSK, mid channel, 5 MHz, 12, conducted	S01_AS03	2021-08-14	Passed	Passed
E-UTRA, eFDD 26 QPSK, mid channel, 5 MHz, 25, conducted	S01_AS03	2021-08-14	Passed	Passed

47 CFR CHAPTER I FCC PART 90 § 2.1046 Subpart S

Frequency stability

The measurement was performed according to ANSI C63.26: 2015 **Final Result**

OP-Mode Technology, Radio Technology, Operating Frequency, ChBW, Ressource Blocks, Measurement method	Setup	Date	FCC	IC
COMMENT: Frequency Stability in LTE Band 26 was preformed according to FCC Part 22 and not repeated for FCC Part 90	-	-	-	-

47 CFR CHAPTER I FCC PART 90 § 2.1051 § 90.543 Subpart S

Spurious Emissions at antenna terminals
The measurement was performed according to ANSI C63.26: 2015 **Final Result**

OP-Mode Technology, Radio Technology, Operating Frequency, ChBW, Ressource Blocks, Measurement method	Setup	Date	FCC	IC
E-UTRA, eFDD 26 QPSK, high channel, 5 MHz, 1, conducted	S01_AS04	2021-10-21	Passed	Passed
E-UTRA, eFDD 26 QPSK, low channel, 5 MHz, 1, conducted	S01_AS04	2021-10-21	Passed	Passed
E-UTRA, eFDD 26 QPSK, mid channel, 5 MHz, 1, conducted	S01_AS04	2021-10-21	Passed	Passed

47 CFR CHAPTER I FCC PART 90 § 2.1053 § 90.543 Subpart S

Field Strength of Spurious Radiation
The measurement was performed according to ANSI C63.26: 2015 **Final Result**

OP-Mode Technology, Radio Technology, Operating Frequency, ChBW, Ressource Blocks, Measurement method	Setup	Date	FCC	IC
E-UTRA, eFDD 26 QPSK, high channel, 5 MHz, 1, radiated	S01_AR04	2021-08-23	Passed	Passed
E-UTRA, eFDD 26 QPSK, low channel, 5 MHz, 1, radiated	S01_AR04	2021-08-23	Passed	Passed
E-UTRA, eFDD 26 QPSK, mid channel, 5 MHz, 1, radiated	S01_AR04	2021-08-23	Passed	Passed

47 CFR CHAPTER I FCC PART 90 § 2.1049 Subpart S

Emission and Occupied Bandwidth
The measurement was performed according to ANSI C63.26: 2015 **Final Result**

OP-Mode Technology, Radio Technology, Operating Frequency, ChBW, Ressource Blocks, Measurement method	Setup	Date	FCC	IC
E-UTRA, eFDD 26 16QAM, high channel, 1.4 MHz, 6, conducted	S01_AS04	2021-08-26	Passed	Passed
E-UTRA, eFDD 26 16QAM, high channel, 3 MHz, 15, conducted	S01_AS04	2021-08-26	Passed	Passed
E-UTRA, eFDD 26 16QAM, high channel, 5 MHz, 25, conducted	S01_AS04	2021-08-26	Passed	Passed
E-UTRA, eFDD 26 16QAM, low channel, 1.4 MHz, 6, conducted	S01_AS04	2021-08-26	Passed	Passed
E-UTRA, eFDD 26 16QAM, low channel, 3 MHz, 15, conducted	S01_AS04	2021-08-26	Passed	Passed
E-UTRA, eFDD 26 16QAM, low channel, 5 MHz, 25, conducted	S01_AS04	2021-08-26	Passed	Passed
E-UTRA, eFDD 26 16QAM, mid channel, 1.4 MHz, 6, conducted	S01_AS04	2021-08-26	Passed	Passed
E-UTRA, eFDD 26 16QAM, mid channel, 3 MHz, 15, conducted	S01_AS04	2021-08-26	Passed	Passed
E-UTRA, eFDD 26 16QAM, mid channel, 5 MHz, 25, conducted	S01_AS04	2021-08-26	Passed	Passed
E-UTRA, eFDD 26 QPSK, high channel, 1.4 MHz, 6, conducted	S01_AR03	2021-10-08	Passed	Passed
E-UTRA, eFDD 26 QPSK, high channel, 3 MHz, 15, conducted	S01_AR03	2021-10-08	Passed	Passed
E-UTRA, eFDD 26 QPSK, high channel, 5 MHz, 25, conducted	S01_AR03	2021-10-08	Passed	Passed
E-UTRA, eFDD 26 QPSK, low channel, 1.4 MHz, 6, conducted	S01_AR03	2021-10-08	Passed	Passed
E-UTRA, eFDD 26 QPSK, low channel, 3 MHz, 15, conducted	S01_AR03	2021-10-08	Passed	Passed
E-UTRA, eFDD 26 QPSK, low channel, 5 MHz, 25, conducted	S01_AR03	2021-10-08	Passed	Passed
E-UTRA, eFDD 26 QPSK, mid channel, 1.4 MHz, 6, conducted	S01_AR03	2021-10-08	Passed	Passed
E-UTRA, eFDD 26 QPSK, mid channel, 10 MHz, 50, conducted	S01_AR03	2021-10-08	Passed	Passed
E-UTRA, eFDD 26 QPSK, mid channel, 3 MHz, 15, conducted	S01_AR03	2021-10-08	Passed	Passed
E-UTRA, eFDD 26 QPSK, mid channel, 5 MHz, 25, conducted	S01_AR03	2021-10-08	Passed	Passed

47 CFR CHAPTER I FCC PART 90 § 2.1051 § 90.543
Subpart S

Band Edge
The measurement was performed according to ANSI C63.26: 2015 **Final Result**

OP-Mode Technology, Radio Technology, Operating Frequency, ChBW, Ressource Blocks, Measurement method	**Setup**	**Date**	**FCC**	**IC**
E-UTRA, eFDD 26 QPSK, high channel, 1.4 MHz, 6, conducted	S01_AS03	2021-08-13	Passed	Passed
E-UTRA, eFDD 26 QPSK, high channel, 10 MHz, 50, conducted	S01_AS03	2021-08-13	Passed	Passed
E-UTRA, eFDD 26 QPSK, high channel, 3 MHz, 15, conducted	S01_AS03	2021-08-13	Passed	Passed
E-UTRA, eFDD 26 QPSK, high channel, 5 MHz, 25, conducted	S01_AS03	2021-08-13	Passed	Passed
E-UTRA, eFDD 26 QPSK, low channel, 1.4 MHz, 6, conducted	S01_AS03	2021-08-13	Passed	Passed
E-UTRA, eFDD 26 QPSK, low channel, 10 MHz, 50, conducted	S01_AS03	2021-08-13	Passed	Passed
E-UTRA, eFDD 26 QPSK, low channel, 3 MHz, 15, conducted	S01_AS03	2021-08-13	Passed	Passed
E-UTRA, eFDD 26 QPSK, low channel, 5 MHz, 25, conducted	S01_AS03	2021-08-13	Passed	Passed

47 CFR CHAPTER I FCC PART 90 § 90.635
Subpart S

Peak to Average Ratio
The measurement was performed according to ANSI C63.26: 2015 **Final Result**

OP-Mode Technology, Radio Technology, Operating Frequency, ChBW, Ressource Blocks, Measurement method	**Setup**	**Date**	**FCC**	**IC**
E-UTRA, eFDD 26 16QAM, high channel, 5 MHz, 25, conducted	S01_AY04	2021-09-27	Passed	Passed
E-UTRA, eFDD 26 16QAM, low channel, 5 MHz, 25, conducted	S01_AY04	2021-09-27	Passed	Passed
E-UTRA, eFDD 26 16QAM, mid channel, 5 MHz, 25, conducted	S01_AY04	2021-09-27	Passed	Passed
E-UTRA, eFDD 26 QPSK, high channel, 5 MHz, 25, conducted	S01_AY04	2021-09-27	Passed	Passed
E-UTRA, eFDD 26 QPSK, low channel, 5 MHz, 25, conducted	S01_AY04	2021-09-27	Passed	Passed
E-UTRA, eFDD 26 QPSK, mid channel, 5 MHz, 25, conducted	S01_AY04	2021-09-27	Passed	Passed

N/A: Not applicable
N/P: Not performed

2 REVISION HISTORY / SIGNATURES

Report version control			
Version	**Release date**	**Change Description**	**Version validity**
initial	2021-12-10	--	valid
--	--	--	--

COMMENT: -

(responsible for accreditation scope)
Dipl.-Ing. Marco Kullik

(responsible for testing and report)
B.Sc. Jens Dörwald

7 layers GmbH, Borsigstr. 11
40880 Ratingen, Germany
Phone +49 (0)2102 749 0

3 ADMINISTRATIVE DATA

3.1 TESTING LABORATORY

Company Name:	7layers GmbH
Address:	Borsigstr. 11 40880 Ratingen Germany

The test facility is accredited by the following accreditation organisation:

Laboratory accreditation no:	DAkkS D-PL-12140-01-01| -02 | -03
FCC Designation Number:	DE0015
FCC Test Firm Registration:	929146
ISED CAB Identifier	DE0007; ISED#: 3699A
Responsible for accreditation scope:	Dipl.-Ing. Marco Kullik
Report Template Version:	2021-09-09

3.2 PROJECT DATA

Responsible for testing and report:	B.Sc. Jens Dörwald
Employees who performed the tests:	documented internally at 7Layers
Date of Report:	2021-12-10
Testing Period:	2021-07-05 to 2021-11-16

3.3 APPLICANT DATA

Company Name:	u-blox AG
Address:	Zürcherstrasse 68 8800 Thalwil Switzerland
Contact Person:	Mr. Giulio Comar

3.4 MANUFACTURER DATA

Company Name:	please see Applicant Data
Address:	
Contact Person:	

4 TEST OBJECT DATA

4.1 GENERAL EUT DESCRIPTION

Kind of Device product description	2G / 3G / LTE module
Product name	LARA-R6001 / LARA-R6001D
Type	-
Declared EUT data by the supplier	
Power Supply Type	DC
General product description	The EUT is a 2G / 3G / LTE module. It supports the relevant bands for FCC Approval GSM / EGDE: 850 / 1900 WCDMA: FDD2 / FDD5 LTE: eFDD2 / eFDD4 / eFDD5 / eFDD7 / eFDD8 / eFDD12 / eFDD13 / eFDD26 / eTDD38 / eTDD41
Nominal Voltage / Frequency	3.8 V DC

4.2 EUT MAIN COMPONENTS

Sample Name	**Sample Code**	**Description**
EUT A	DE1015143ab01	RF sample
Sample Parameter	**Value**	
Serial No.	358110420000056	
HW Version	UBX-379C00	
SW Version	00.02, A00.00	
Comment	-	

Sample Name	**Sample Code**	**Description**
EUT B	DE1015143ab04	RF sample
Sample Parameter	**Value**	
Serial No.	358110420000056	
HW Version	UBX-379C00	
SW Version	00.04, A00.01	
Comment	-	

Sample Name	**Sample Code**	**Description**
EUT C	DE1015143ar03	RF sample
Sample Parameter	**Value**	
Serial No.	358110420000536	
HW Version	UBX-379C00	
SW Version	00.03, A00.01	
Comment	-	

Sample Name	Sample Code	Description
EUT D	DE1015143ar04	RF sample
Sample Parameter	**Value**	
Serial No.	358110420000536	
HW Version	UBX-379C00	
SW Version	00.04, A00.01	
Comment	-	

Sample Name	Sample Code	Description
EUT E	DE1015143as03	RF sample
Sample Parameter	**Value**	
Serial No.	358110420000791	
HW Version	UBX-379C00	
SW Version	00.03, A00.01	
Comment	-	

Sample Name	Sample Code	Description
EUT F	DE1015143as04	RF sample
Sample Parameter	**Value**	
Serial No.	358110420000791	
HW Version	UBX-379C00	
SW Version	00.04, A00.01	
Comment	-	

Sample Name	Sample Code	Description
EUT G	DE1015143ay04	RF sample
Sample Parameter	**Value**	
Serial No.	358110420000106	
HW Version	UBX-379C00	
SW Version	00.04, A00.01	
Comment	-	

Sample Name	Sample Code	Description
EUT H	DE1015151bc08	RF sample
Sample Parameter	**Value**	
Serial No.	353500720000837	
HW Version	UBX-379C01	
SW Version	00.08, A00.01	
Comment	-	

NOTE:The short description is used to simplify the identification of the EUT in this test report.

4.3 ANCILLARY EQUIPMENT

For the purposes of this test report, ancillary equipment is defined as equipment which is used in conjunction with the EUT to provide operational and control features to the EUT. It is necessary to configure the system in a typical fashion, as a customer would normally use it. But nevertheless Ancillary Equipment can influence the test results.

Device	**Details (Manufacturer, Type Model, OUT Code)**	**Description**
Evaluation board	U-Blox, EVB-WL3, -	-

4.4 AUXILIARY EQUIPMENT

For the purposes of this test report, auxiliary equipment is defined as equipment which is used temporarily to enable operational and control features especially used for the tests of the EUT which is not used during normal operation or equipment that is used during the tests in combination with the EUT but is not subject of this test report. It is necessary to configure the system in a typical fashion, as a customer would normally use it.
But nevertheless Auxiliary Equipment can influence the test results.

Device	**Details (Manufacturer, Type Model, HW, SW, S/N)**	**Description**
-	-	-

4.5 EUT SETUPS

This chapter describes the combination of EUTs and equipment used for testing. The rationale for selecting the EUTs, ancillary and auxiliary equipment and interconnecting cables, is to test a representative configuration meeting the requirements of the referenced standards.

Setup	**Combination of EUTs**	**Description and Rationale**
S01_AR04	EUT D	radiated & conducted sample
S01_AR03	EUT C	radiated & conducted sample
S01_AB01	EUT A	radiated & conducted sample
S01_AS03	EUT E	radiated & conducted sample
S01_AB04	EUT B	radiated & conducted sample
S01_AY04	EUT G	radiated & conducted sample
S01_AS04	EUT F	radiated & conducted sample
S01_BC08	EUT H	radiated & conducted sample

4.6 OPERATING MODES / TEST CHANNELS

This chapter describes the operating modes of the EUTs used for testing.

		LOW	MID	HIGH
GSM / EDGE 850	Cell BW [MHz]	0.2	0.2	0.2
	CH no.	128	190	251
	f [MHz]	824.2	836.6	848.8

		LOW	MID	HIGH
GSM / EDGE 1900	Cell BW [MHz]	0.2	0.2	0.2
	CH no.	512	661	810
	f [MHz]	1850.2	1880.0	1909.8

		LOW	MID	HIGH
UMTS / HSDPA / HSUPA FDD V	Cell BW [MHz]	5	5	5
	CH no.	4132	4183	4233
	f [MHz]	826.4	836.6	846.6

		LOW	MID	HIGH
UMTS / HSDPA / HSUPA FDD II	Cell BW [MHz]	5	5	5
	CH no.	9262	9400	9538
	f [MHz]	1852.4	1880.0	1907.6

		LOW	MID	HIGH	LOW	MID	HIGH	LOW	MID	HIGH
LTE eFDD 2	Cell BW [MHz]	1.4	1.4	1.4	3	3	3	5	5	5
	CH no.	18607	18900	19193	18615	18900	19185	18625	18900	19175
	f [MHz]	1850.7	1880.0	1909.3	1851.5	1880.0	1908.5	1852.5	1880.0	1907.5
		LOW	**MID**	**HIGH**	**LOW**	**MID**	**HIGH**	**LOW**	**MID**	**HIGH**
	Cell BW [MHz]	10	10	10	15	15	15	20	20	20
	CH no.	18650	18900	19150	18675	18900	19125	18700	18900	19100
	f [MHz]	1855.0	1880.0	1905.0	1857.5	1880.0	1902.5	1860.0	1880.0	1900.0

		LOW	MID	HIGH	LOW	MID	HIGH	LOW	MID	HIGH
LTE eFDD 4	Cell BW [MHz]	1.4	1.4	1.4	3	3	3	5	5	5
	CH no.	19957	20175	20393	19965	20175	20385	19975	20175	20375
	f [MHz]	1710.7	1732.5	1754.3	1711.5	1732.5	1753.5	1712.5	1732.5	1752.5
		LOW	**MID**	**HIGH**	**LOW**	**MID**	**HIGH**	**LOW**	**MID**	**HIGH**
	Cell BW [MHz]	10	10	10	15	15	15	20	20	20
	CH no.	20000	20175	20350	20025	20175	20325	20050	20175	20300
	f [MHz]	1715.0	1732.5	1750.0	1717.5	1732.5	1747.5	1720.0	1732.5	1745.0

		LOW	MID	HIGH	LOW	MID	HIGH	LOW	MID	HIGH
LTE eFDD 5	Cell BW [MHz]	1.4	1.4	1.4	3	3	3	5	5	5
	CH no.	20407	20525	20643	20415	20525	20635	20425	20525	20625
	f [MHz]	824.7	836.5	848.3	825.5	836.5	847.5	826.5	836.5	846.5
		LOW	**MID**	**HIGH**	**LOW**	**MID**	**HIGH**	**LOW**	**MID**	**HIGH**
	Cell BW [MHz]	10	10	10	-	-	-	-	-	-
	CH no.	20450	20525	20600	-	-	-	-	-	-
	f [MHz]	829.0	836.5	844.0	-	-	-	-	-	-

		LOW	MID	HIGH	LOW	MID	HIGH	LOW	MID	HIGH
LTE eFDD 7	Cell BW [MHz]	5	5	5	10	10	10	15	15	15
	CH no.	20775	21100	21425	20800	21100	21400	20825	21100	21375
	f [MHz]	2502.5	2535.0	2567.5	2505.0	2535.0	2565.0	2507.5	2535.0	2562.5
		LOW	**MID**	**HIGH**	**LOW**	**MID**	**HIGH**	**LOW**	**MID**	**HIGH**
	Cell BW [MHz]	20	20	20	-	-	-	-	-	-
	CH no.	20850	21100	21350	-	-	-	-	-	-
	f [MHz]	2510.0	2535.0	2560.0	-	-	-	-	-	-

		LOW	MID	HIGH	LOW	MID	HIGH	LOW	MID	HIGH
LTE eFDD 8	Cell BW [MHz]	1.4	1.4	1.4	-	3	-	-	-	-
	CH no.	21632	21640	21649	-	21640	-	-	-	-
	f [MHz]	898.2	899.0	899.8	-	899.0	-	-	-	-
		LOW	**MID**	**HIGH**	**LOW**	**MID**	**HIGH**	**LOW**	**MID**	**HIGH**
	Cell BW [MHz]	-	-	-	-	-	-	-	-	-
	CH no.	-	-	-	-	-	-	-	-	-
	f [MHz]	-	-	-	-	-	-	-	-	-

LTE eFDD 12		LOW	MID	HIGH	LOW	MID	HIGH	LOW	MID	HIGH
	Cell BW [MHz]	1.4	1.4	1.4	3	3	3	5	5	5
	CH no.	23017	23095	23173	23025	23095	23165	23035	23095	23155
	f [MHz]	699.7	707.5	715.3	700.5	707.5	714.5	701.5	707.5	713.5
		LOW	MID	HIGH	LOW	MID	HIGH	LOW	MID	HIGH
	Cell BW [MHz]	10	10	10	-	-	-	-	-	-
	CH no.	23060	23095	23130	-	-	-	-	-	-
	f [MHz]	704.0	707.5	711.0	-	-	-	-	-	-

LTE eFDD 13		LOW	MID	HIGH	LOW	MID	HIGH	LOW	MID	HIGH
	Cell BW [MHz]	5	5	5	10	10	10	-	-	-
	CH no.	23205	23230	23255	-	23230	-	-	-	-
	f [MHz]	779.5	782.0	784.5	-	782.0	-	-	-	-
		LOW	MID	HIGH	LOW	MID	HIGH	LOW	MID	HIGH
	Cell BW [MHz]	-	-	-	-	-	-	-	-	-
	CH no.	-	-	-	-	-	-	-	-	-
	f [MHz]	-	-	-	-	-	-	-	-	-

LTE eFDD 26 (Part 90)		LOW	MID	HIGH	LOW	MID	HIGH	LOW	MID	HIGH
	Cell BW [MHz]	1.4	1.4	1.4	3	3	3	5	5	5
	CH no.	26697	26740	26783	26705	26740	26776	26715	26740	26766
	f [MHz]	814.7	819.0	823.3	815.5	819.0	822.5	816.5	819.0	821.5
		LOW	MID	HIGH	LOW	MID	HIGH	LOW	MID	HIGH
	Cell BW [MHz]	-	10	-	-	-	-	-	-	-
	CH no.	-	26740	-	-	-	-	-	-	-
	f [MHz]	-	819.0	-	-	-	-	-	-	-

LTE eFDD 26 (Part 22)		LOW	MID	HIGH	LOW	MID	HIGH	LOW	MID	HIGH
	Cell BW [MHz]	1.4	1.4	1.4	3	3	3	5	5	5
	CH no.	26797	26915	27033	26805	26915	27025	26815	26915	27015
	f [MHz]	824.7	836.5	848.3	825.5	836.5	847.5	826.5	836.5	846.5
		LOW	MID	HIGH	LOW	MID	HIGH	LOW	MID	HIGH
	Cell BW [MHz]	10	10	10	-	-	-	-	-	-
	CH no.	26840	26915	26990	-	-	-	-	-	-
	f [MHz]	829.0	836.5	844	-	-	-	-	-	-

LTE eTDD 38		LOW	MID	HIGH	LOW	MID	HIGH	LOW	MID	HIGH
	Cell BW [MHz]	5	5	5	10	10	10	15	15	15
	CH no.	37775	38000	38225	37800	38000	38200	37825	38000	38175
	f [MHz]	2572.5	2595.0	2617.5	2575.0	2595.0	2615.0	2577.5	2595.0	2612.5
		LOW	MID	HIGH	LOW	MID	HIGH	LOW	MID	HIGH
	Cell BW [MHz]	20	20	20	-	-	-	-	-	-
	CH no.	37850	38000	38150	-	-	-	-	-	-
	f [MHz]	2580.0	2595.0	2610.0	-	-	-	-	-	-

LTE eTDD 41		LOW	MID	HIGH	LOW	MID	HIGH	LOW	MID	HIGH
	Cell BW [MHz]	5	5	5	10	10	10	15	15	15
	CH no.	39675	40620	41565	39700	40620	41540	39725	40620	41515
	f [MHz]	2498.5	2593.0	2687.5	2501.0	2593.0	2685.0	2503.5	2593.0	2682.5
		LOW	MID	HIGH	LOW	MID	HIGH	LOW	MID	HIGH
	Cell BW [MHz]	20	20	20	-	-	-	-	-	-
	CH no.	39750	40620	41490	-	-	-	-	-	-
	f [MHz]	2506.0	2593.0	2680.0	-	-	-	-	-	-

4.7 PRODUCT LABELLING

4.7.1 FCC ID LABEL

Please refer to the documentation of the applicant.

4.7.2 LOCATION OF THE LABEL ON THE EUT

Please refer to the documentation of the applicant.

5 TEST RESULTS

5.1 RF OUTPUT POWER

Standard **FCC PART 22 Subpart H**

The test was performed according to:
ANSI C63.26: 2015

5.1.1 TEST DESCRIPTION

This test case is intended to demonstrate compliance to the applicable RF Output power test case per § 2.1046 and RSS-GEN 6.12. The limit and the requirements come from the applicable rule part and ISED RSS-Standard for the operating band of the cellular device.

The EUT was connected to the test setup according to the following diagram:

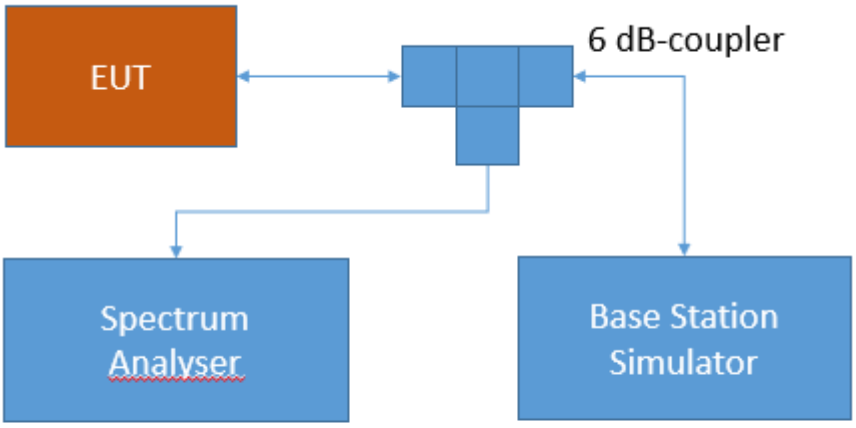

Test Setup FCC Part 22/24/27/90 Cellular;
RF Output power

The attenuation of the measuring and stimulus path are known for each measured frequency and are considered.

The Spectrum Analyzer settings can be directly found in the measurement diagrams.

5.1.2 TEST REQUIREMENTS / LIMITS

FCC Part 22, § 22.913

(a) *Maximum ERP.* The ERP of transmitters in the Cellular Radiotelephone Service must not exceed the limits in this section.

(5) The ERP of mobile transmitters and auxiliary test transmitters must not exceed 7 watts.

RSS-132; 5.4 Transmitter Output Power and Equivalent Isotropically Radiated Power

The transmitter output power shall be measured in terms of average power. The equivalent isotropically radiated power (e.i.r.p.) for mobile equipment shall not exceed 11.5 watts.

5.1.3 TEST PROTOCOL

Ambient temperature: 20 - 28 °C
Relative humidity: 30 - 45 %

Radio Technology	CH	Re-source Blocks	Band-width [MHz]	Peak Cond. Power [dBm]	Average Cond. Power [dBm]	RMS Cond. Power [dBm]	FCC EIRP Limit [W]	IC EIRP Limit [W]	Max. Antenna Gain FCC [dBi]	Max. Antenna Gain IC [dBi]
GSM 850	low	-	0.2	32.05	31.46	31.55	11.5	11.5	8.55	8.55
GSM 850	mid	-	0.2	31.85	31.24	31.35	11.5	11.5	8.75	8.75
GSM 850	high	-	0.2	31.88	31.29	31.38	11.5	11.5	8.72	8.72
GSM 850 EDGE	low	-	0.2	29.40	25.99	26.56	11.5	11.5	11.20	11.20
GSM 850 EDGE	mid	-	0.2	29.42	25.93	26.63	11.5	11.5	11.18	11.18
GSM 850 EDGE	high	-	0.2	29.43	25.78	26.77	11.5	11.5	11.17	11.17
FDD V	low	-	5	28.53	23.09	23.23	11.5	11.5	17.37	17.37
FDD V	mid	-	5	28.65	23.13	23.27	11.5	11.5	17.33	17.33
FDD V	high	-	5	28.78	23.13	23.27	11.5	11.5	17.33	17.33
FDD V HSDPA Subtest 1	low	-	5	28.02	22.43	22.57	11.5	11.5	18.03	18.03
FDD V HSDPA Subtest 1	mid	-	5	27.62	22.23	22.43	11.5	11.5	18.17	18.17
FDD V HSDPA Subtest 1	high	-	5	25.27	22.33	22.49	11.5	11.5	18.11	18.11
FDD V HSDPA Subtest 2	low	-	5	23.15	16.40	16.89	11.5	11.5	23.71	23.71
FDD V HSDPA Subtest 2	mid	-	5	28.14	21.43	21.91	11.5	11.5	18.69	18.69
FDD V HSDPA Subtest 2	high	-	5	28.02	21.80	21.91	11.5	11.5	18.69	18.69
FDD V HSDPA Subtest 3	low	-	5	28.39	21.82	22.74	11.5	11.5	17.86	17.86
FDD V HSDPA Subtest 3	mid	-	5	27.62	21.71	22.57	11.5	11.5	18.03	18.03
FDD V HSDPA Subtest 3	high	-	5	27.77	20.68	22.40	11.5	11.5	18.20	18.20
FDD V HSDPA Subtest 4	low	-	5	28.39	21.79	22.68	11.5	11.5	17.92	17.92
FDD V HSDPA Subtest 4	mid	-	5	28.39	21.43	21.91	11.5	11.5	18.69	18.69
FDD V HSDPA Subtest 4	high	-	5	27.77	21.71	22.27	11.5	11.5	18.33	18.33
FDD V HSUPA Subtest 1	low	-	5	28.39	22.47	21.89	11.5	11.5	18.71	18.71
FDD V HSUPA Subtest 1	mid	-	5	28.02	22.20	22.55	11.5	11.5	18.05	18.05
FDD V HSUPA Subtest 1	high	-	5	28.02	22.22	21.90	11.5	11.5	18.70	18.70
FDD V HSUPA Subtest 2	low	-	5	20.59	12.27	20.32	11.5	11.5	20.28	20.28
FDD V HSUPA Subtest 2	mid	-	5	27.89	21.30	22.67	11.5	11.5	17.93	17.93
FDD V HSUPA Subtest 2	high	-	5	27.37	21.15	21.60	11.5	11.5	19.00	19.00
FDD V HSUPA Subtest 3	low	-	5	28.28	21.74	22.03	11.5	11.5	18.57	18.57

FDD V HSUPA Subtest 3	mid	-	5	28.53	22.09	22.51	11.5	11.5	18.09	18.09
FDD V HSUPA Subtest 3	high	-	5	28.28	22.32	21.95	11.5	11.5	18.65	18.65
FDD V HSUPA Subtest 4	low	-	5	28.28	22.20	22.49	11.5	11.5	18.11	18.11
FDD V HSUPA Subtest 4	mid	-	5	28.28	22.33	22.73	11.5	11.5	17.87	17.87
FDD V HSUPA Subtest 4	high	-	5	28.14	21.49	21.92	11.5	11.5	18.68	18.68
FDD V HSUPA Subtest 5	low	-	5	28.88	21.15	21.93	11.5	11.5	18.67	18.67
FDD V HSUPA Subtest 5	mid	-	5	28.78	21.86	22.79	11.5	11.5	17.81	17.81
FDD V HSUPA Subtest 5	high	-	5	28.14	21.41	22.84	11.5	11.5	17.76	17.76
LTE eFDD 5 QPSK	low	1	1.4	-	-	23.45	11.5	11.5	17.15	17.15
LTE eFDD 5 QPSK	low	3	1.4	-	-	22.92	11.5	11.5	17.68	17.68
LTE eFDD 5 QPSK	low	6	1.4	-	-	22.01	11.5	11.5	18.59	18.59
LTE eFDD 5 QPSK	mid	1	1.4	-	-	23.15	11.5	11.5	17.45	17.45
LTE eFDD 5 QPSK	mid	3	1.4	-	-	22.84	11.5	11.5	17.76	17.76
LTE eFDD 5 QPSK	mid	6	1.4	-	-	21.93	11.5	11.5	18.67	18.67
LTE eFDD 5 QPSK	high	1	1.4	-	-	23.53	11.5	11.5	17.07	17.07
LTE eFDD 5 QPSK	high	3	1.4	-	-	22.99	11.5	11.5	17.61	17.61
LTE eFDD 5 QPSK	high	6	1.4	-	-	21.91	11.5	11.5	18.69	18.69
LTE eFDD 5 16QAM	low	1	1.4	-	-	21.22	11.5	11.5	19.38	19.38
LTE eFDD 5 16QAM	low	6	1.4	-	-	19.94	11.5	11.5	20.66	20.66
LTE eFDD 5 16QAM	mid	1	1.4	-	-	21.87	11.5	11.5	18.73	18.73
LTE eFDD 5 16QAM	mid	6	1.4	-	-	20.08	11.5	11.5	20.52	20.52
LTE eFDD 5 16QAM	high	1	1.4	-	-	21.67	11.5	11.5	18.93	18.93
LTE eFDD 5 16QAM	high	6	1.4	-	-	19.94	11.5	11.5	20.66	20.66
LTE eFDD 5 QPSK	low	1	3	-	-	23.55	11.5	11.5	17.05	17.05
LTE eFDD 5 QPSK	low	15	3	-	-	22.45	11.5	11.5	18.15	18.15
LTE eFDD 5 QPSK	mid	1	3	-	-	23.65	11.5	11.5	16.95	16.95
LTE eFDD 5 QPSK	mid	15	3	-	-	22.46	11.5	11.5	18.14	18.14
LTE eFDD 5 QPSK	high	1	3	-	-	23.63	11.5	11.5	16.97	16.97
LTE eFDD 5 QPSK	high	15	3	-	-	22.42	11.5	11.5	18.18	18.18
LTE eFDD 5 16QAM	low	1	3	-	-	21.78	11.5	11.5	18.82	18.82
LTE eFDD 5 16QAM	low	15	3	-	-	20.38	11.5	11.5	20.22	20.22
LTE eFDD 5 16QAM	mid	1	3	-	-	22.03	11.5	11.5	18.57	18.57
LTE eFDD 5 16QAM	mid	15	3	-	-	20.55	11.5	11.5	20.05	20.05
LTE eFDD 5 16QAM	high	1	3	-	-	21.97	11.5	11.5	18.63	18.63
LTE eFDD 5 16QAM	high	15	3	-	-	20.25	11.5	11.5	20.35	20.35
LTE eFDD 5 QPSK	low	1	5	-	-	22.85	11.5	11.5	17.75	17.75
LTE eFDD 5 QPSK	low	12	5	-	-	21.79	11.5	11.5	18.81	18.81
LTE eFDD 5 QPSK	low	25	5	-	-	21.70	11.5	11.5	18.90	18.90
LTE eFDD 5 QPSK	mid	1	5	-	-	23.55	11.5	11.5	17.05	17.05
LTE eFDD 5 QPSK	mid	12	5	-	-	22.34	11.5	11.5	18.26	18.26
LTE eFDD 5 QPSK	mid	25	5	-	-	22.34	11.5	11.5	18.26	18.26
LTE eFDD 5 QPSK	high	1	5	-	-	22.85	11.5	11.5	17.75	17.75
LTE eFDD 5 QPSK	high	12	5	-	-	21.66	11.5	11.5	18.94	18.94
LTE eFDD 5 QPSK	high	25	5	-	-	21.74	11.5	11.5	18.86	18.86
LTE eFDD 5 16QAM	low	1	5	-	-	22.25	11.5	11.5	18.35	18.35
LTE eFDD 5 16QAM	low	25	5	-	-	20.45	11.5	11.5	20.15	20.15
LTE eFDD 5 16QAM	mid	1	5	-	-	21.75	11.5	11.5	18.85	18.85

LTE eFDD 5 16QAM	mid	25	5	-	-	20.45	11.5	11.5	20.15	20.15
LTE eFDD 5 16QAM	high	1	5	-	-	21.42	11.5	11.5	19.18	19.18
LTE eFDD 5 16QAM	high	25	5	-	-	20.30	11.5	11.5	20.30	20.30
LTE eFDD 5 QPSK	low	1	10	-	-	23.76	11.5	11.5	16.84	16.84
LTE eFDD 5 QPSK	low	50	10	-	-	22.43	11.5	11.5	18.17	18.17
LTE eFDD 5 QPSK	mid	1	10	-	-	24.04	11.5	11.5	16.56	16.56
LTE eFDD 5 QPSK	mid	50	10	-	-	22.53	11.5	11.5	18.07	18.07
LTE eFDD 5 QPSK	high	1	10	-	-	23.68	11.5	11.5	16.92	16.92
LTE eFDD 5 QPSK	high	50	10	-	-	22.50	11.5	11.5	18.10	18.10
LTE eFDD 5 16QAM	low	1	10	-	-	22.10	11.5	11.5	18.50	18.50
LTE eFDD 5 16QAM	low	12	10	-	-	21.90	11.5	11.5	18.70	18.70
LTE eFDD 5 16QAM	mid	1	10	-	-	21.75	11.5	11.5	18.85	18.85
LTE eFDD 5 16QAM	mid	12	10	-	-	21.77	11.5	11.5	18.83	18.83
LTE eFDD 5 16QAM	high	1	10	-	-	22.16	11.5	11.5	18.44	18.44
LTE eFDD 5 16QAM	high	12	10	-	-	21.71	11.5	11.5	18.89	18.89
LTE eFDD 26 QPSK	low	1	1.4	-	-	23.49	11.5	11.5	17.11	17.11
LTE eFDD 26 QPSK	low	3	1.4	-	-	22.92	11.5	11.5	17.68	17.68
LTE eFDD 26 QPSK	low	6	1.4	-	-	21.86	11.5	11.5	18.74	18.74
LTE eFDD 26 QPSK	mid	1	1.4	-	-	23.55	11.5	11.5	17.05	17.05
LTE eFDD 26 QPSK	mid	3	1.4	-	-	22.91	11.5	11.5	17.69	17.69
LTE eFDD 26 QPSK	mid	6	1.4	-	-	22.06	11.5	11.5	18.54	18.54
LTE eFDD 26 QPSK	high	1	1.4	-	-	23.21	11.5	11.5	17.39	17.39
LTE eFDD 26 QPSK	high	3	1.4	-	-	22.90	11.5	11.5	17.70	17.70
LTE eFDD 26 QPSK	high	6	1.4	-	-	21.83	11.5	11.5	18.77	18.77
LTE eFDD 26 16QAM	low	1	1.4	-	-	21.96	11.5	11.5	18.64	18.64
LTE eFDD 26 16QAM	low	6	1.4	-	-	20.73	11.5	11.5	19.87	19.87
LTE eFDD 26 16QAM	mid	1	1.4	-	-	22.20	11.5	11.5	18.40	18.40
LTE eFDD 26 16QAM	mid	6	1.4	-	-	20.44	11.5	11.5	20.16	20.16
LTE eFDD 26 16QAM	high	1	1.4	-	-	22.15	11.5	11.5	18.45	18.45
LTE eFDD 26 16QAM	high	6	1.4	-	-	20.40	11.5	11.5	20.20	20.20
LTE eFDD 26 QPSK	low	1	3	-	-	23.47	11.5	11.5	17.13	17.13
LTE eFDD 26 QPSK	low	15	3	-	-	22.32	11.5	11.5	18.28	18.28
LTE eFDD 26 QPSK	mid	1	3	-	-	23.50	11.5	11.5	17.10	17.10
LTE eFDD 26 QPSK	mid	15	3	-	-	22.45	11.5	11.5	18.15	18.15
LTE eFDD 26 QPSK	high	1	3	-	-	22.88	11.5	11.5	17.72	17.72
LTE eFDD 26 QPSK	high	15	3	-	-	21.75	11.5	11.5	18.85	18.85
LTE eFDD 26 16QAM	low	1	3	-	-	22.65	11.5	11.5	17.95	17.95
LTE eFDD 26 16QAM	low	15	3	-	-	20.98	11.5	11.5	19.62	19.62
LTE eFDD 26 16QAM	mid	1	3	-	-	22.19	11.5	11.5	18.41	18.41
LTE eFDD 26 16QAM	mid	15	3	-	-	20.85	11.5	11.5	19.75	19.75
LTE eFDD 26 16QAM	high	1	3	-	-	22.30	11.5	11.5	18.30	18.30
LTE eFDD 26 16QAM	high	15	3	-	-	20.66	11.5	11.5	19.94	19.94
LTE eFDD 26 QPSK	low	1	5	-	-	23.42	11.5	11.5	17.18	17.18
LTE eFDD 26 QPSK	low	12	5	-	-	22.20	11.5	11.5	18.40	18.40
LTE eFDD 26 QPSK	low	25	5	-	-	22.35	11.5	11.5	18.25	18.25
LTE eFDD 26 QPSK	mid	1	5	-	-	23.67	11.5	11.5	16.93	16.93
LTE eFDD 26 QPSK	mid	12	5	-	-	22.17	11.5	11.5	18.43	18.43

LTE eFDD 26 QPSK	mid	25	5	-	-	22.24	11.5	11.5	18.36	18.36
LTE eFDD 26 QPSK	high	1	5	-	-	23.60	11.5	11.5	17.00	17.00
LTE eFDD 26 QPSK	high	12	5	-	-	22.23	11.5	11.5	18.37	18.37
LTE eFDD 26 QPSK	high	25	5	-	-	22.19	11.5	11.5	18.41	18.41
LTE eFDD 26 16QAM	low	1	5	-	-	22.15	11.5	11.5	18.45	18.45
LTE eFDD 26 16QAM	low	25	5	-	-	21.03	11.5	11.5	19.57	19.57
LTE eFDD 26 16QAM	mid	1	5	-	-	22.27	11.5	11.5	18.33	18.33
LTE eFDD 26 16QAM	mid	25	5	-	-	20.80	11.5	11.5	19.80	19.80
LTE eFDD 26 16QAM	high	1	5	-	-	22.41	11.5	11.5	18.19	18.19
LTE eFDD 26 16QAM	high	25	5	-	-	20.83	11.5	11.5	19.77	19.77
LTE eFDD 26 QPSK	low	1	10	-	-	23.89	11.5	11.5	16.71	16.71
LTE eFDD 26 QPSK	low	50	10	-	-	22.56	11.5	11.5	18.04	18.04
LTE eFDD 26 QPSK	mid	1	10	-	-	24.13	11.5	11.5	16.47	16.47
LTE eFDD 26 QPSK	mid	50	10	-	-	22.52	11.5	11.5	18.08	18.08
LTE eFDD 26 QPSK	high	1	10	-	-	23.65	11.5	11.5	16.95	16.95
LTE eFDD 26 QPSK	high	50	10	-	-	22.47	11.5	11.5	18.13	18.13
LTE eFDD 26 16QAM	low	1	10	-	-	23.17	11.5	11.5	17.43	17.43
LTE eFDD 26 16QAM	low	12	10	-	-	21.03	11.5	11.5	19.57	19.57
LTE eFDD 26 16QAM	mid	1	10	-	-	22.26	11.5	11.5	18.34	18.34
LTE eFDD 26 16QAM	mid	12	10	-	-	20.37	11.5	11.5	20.23	20.23
LTE eFDD 26 16QAM	high	1	10	-	-	22.47	11.5	11.5	18.13	18.13
LTE eFDD 26 16QAM	high	12	10	-	-	20.68	11.5	11.5	19.92	19.92

Remark: Please see next sub-clause for the measurement plot.

5.1.4 MEASUREMENT PLOT (EXAMPLE PLOT, SHOWING WORST CASE, IF APPLICABLE)

GSM 850, Channel = low

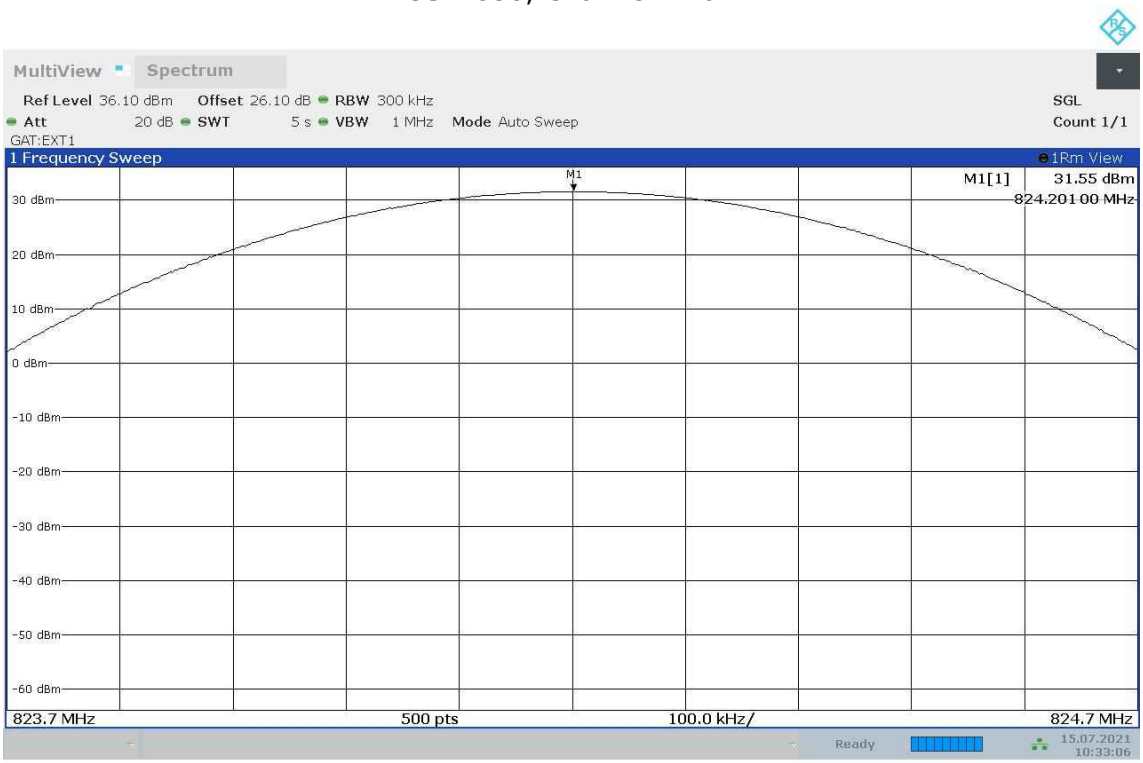

EDGE 850, Channel = high

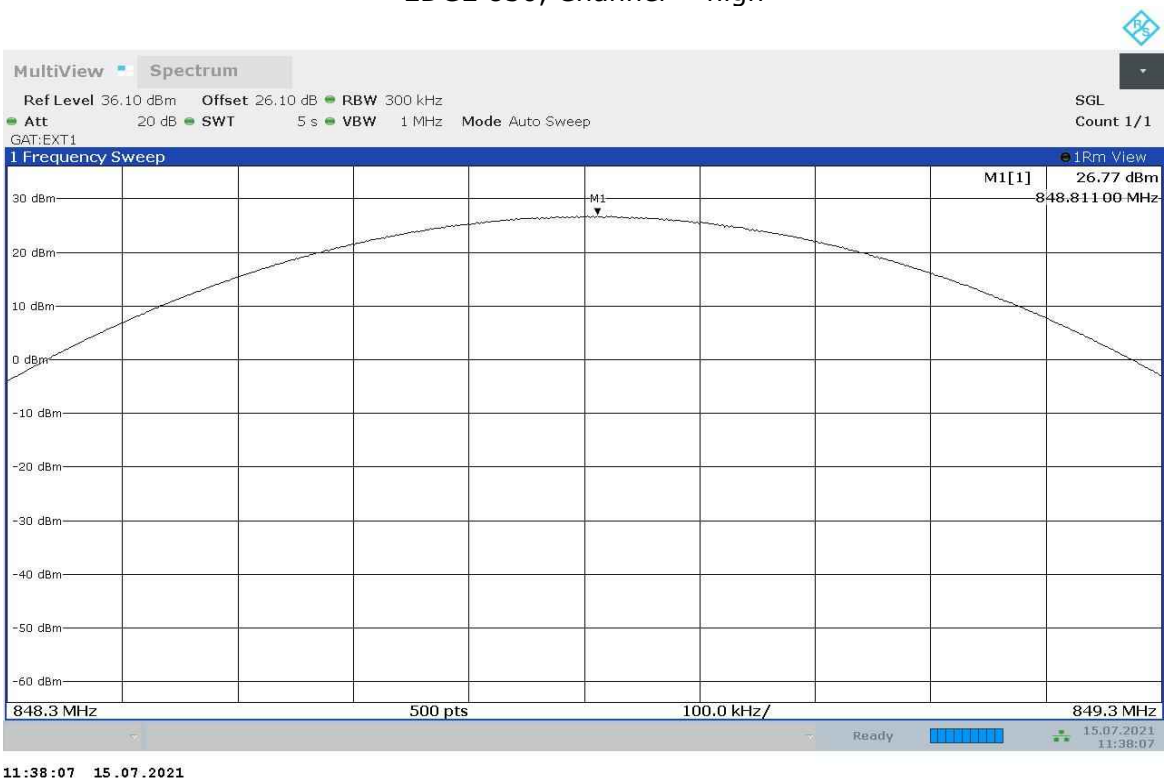

WCDMA FDD 5, Channel = mid

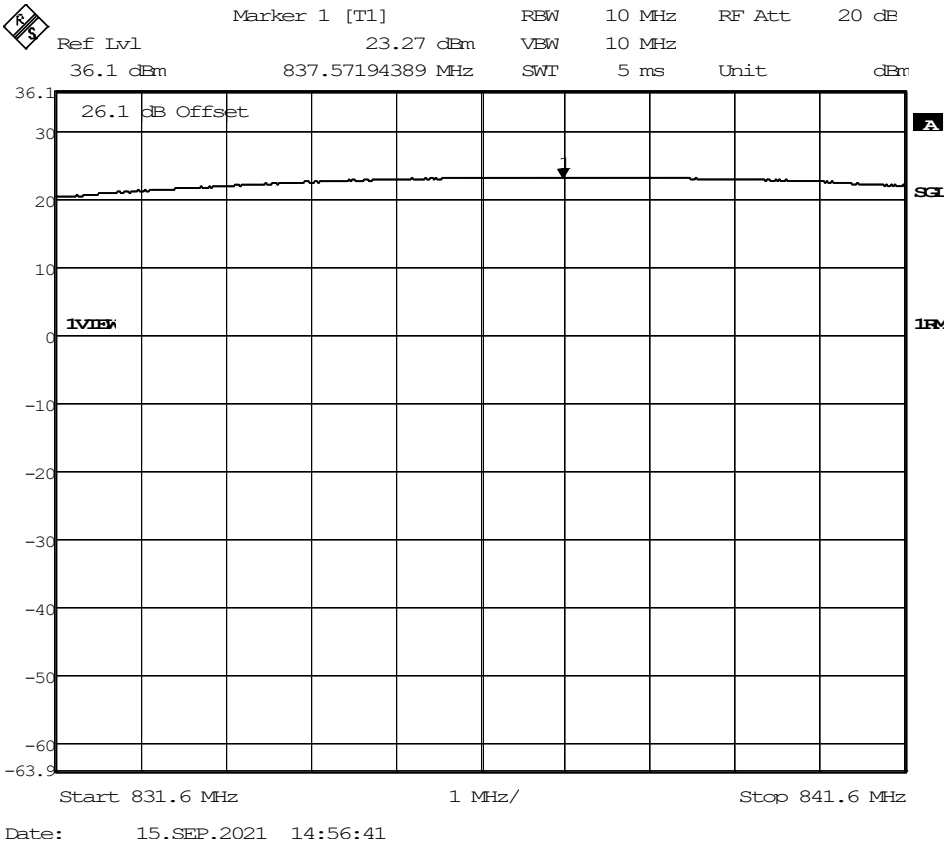

HSDPA FDD 5 Subtest 4, Channel = low

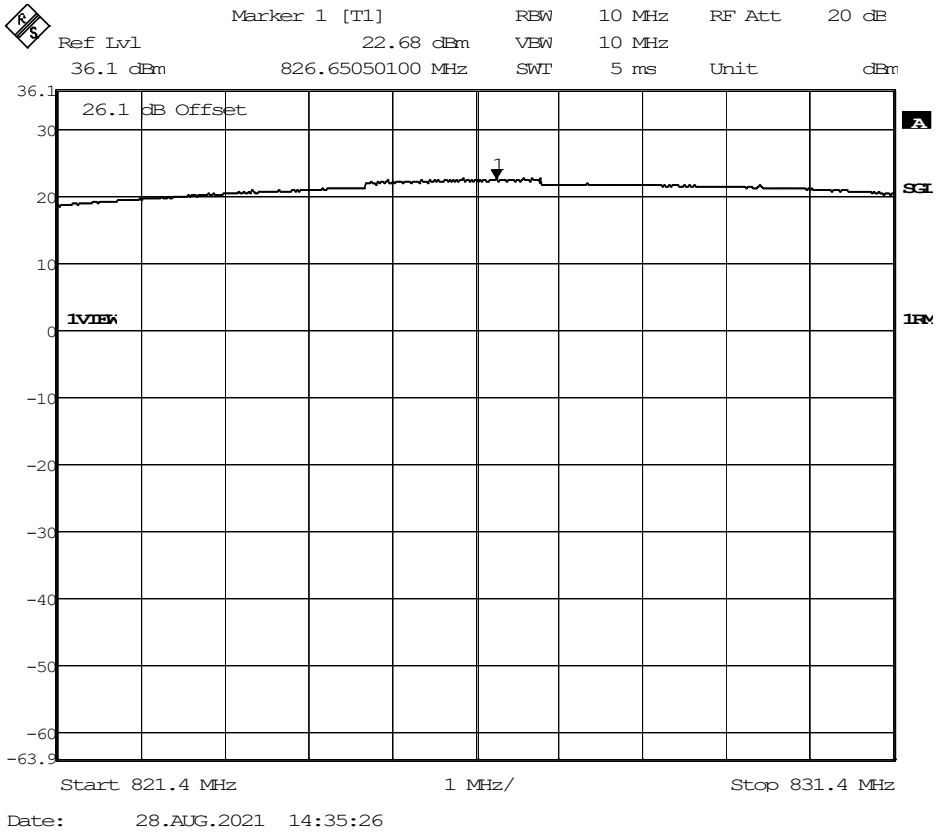

HSUPA FDD 5 Subtest 5, Channel = high

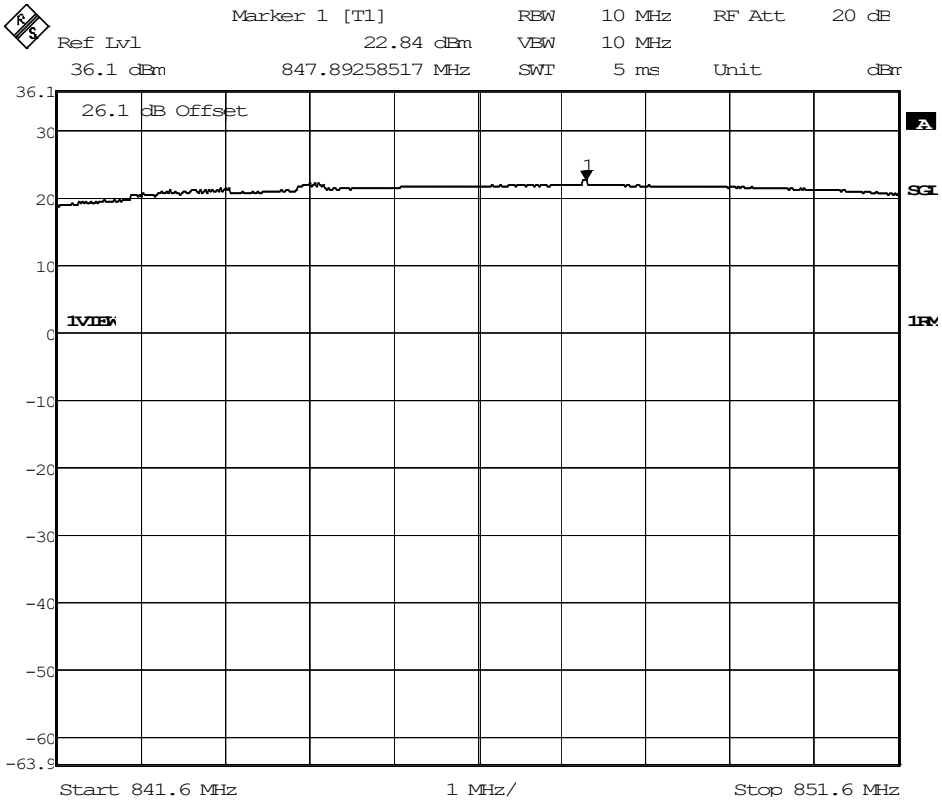

Date: 15.SEP.2021 13:01:12

LTE eFDD 5 QPSK 10 MHz RBs = 1, Channel = mid

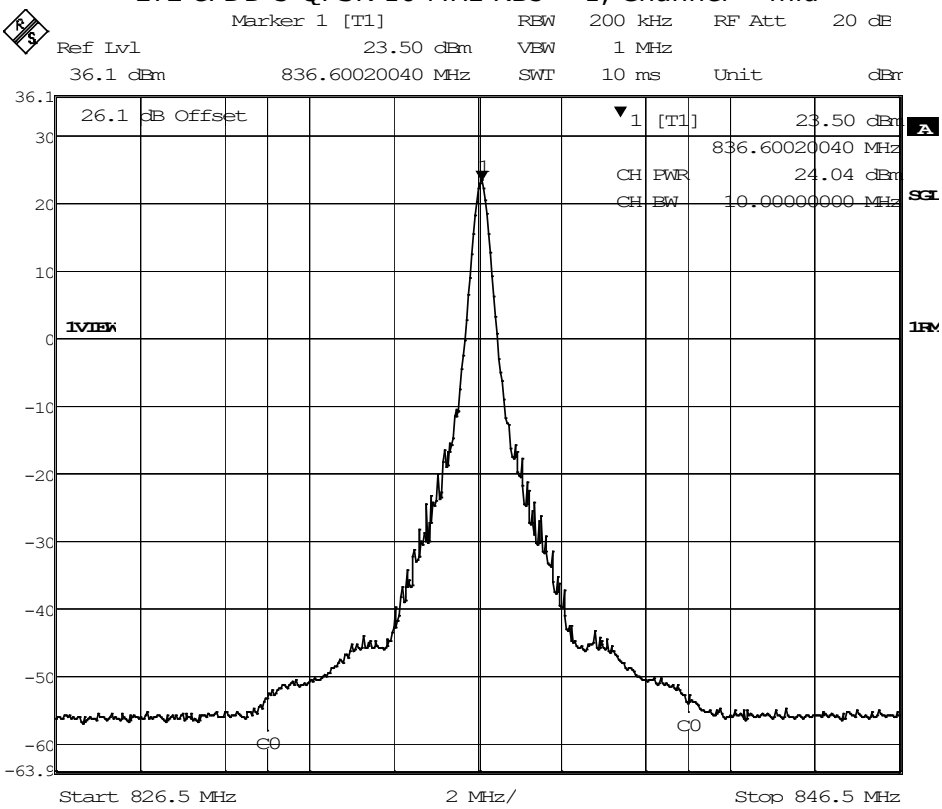

Date: 10.AUG.2021 17:29:08

LTE eFDD 26 QPSK 10 MHz RBs = 1, Channel = mid

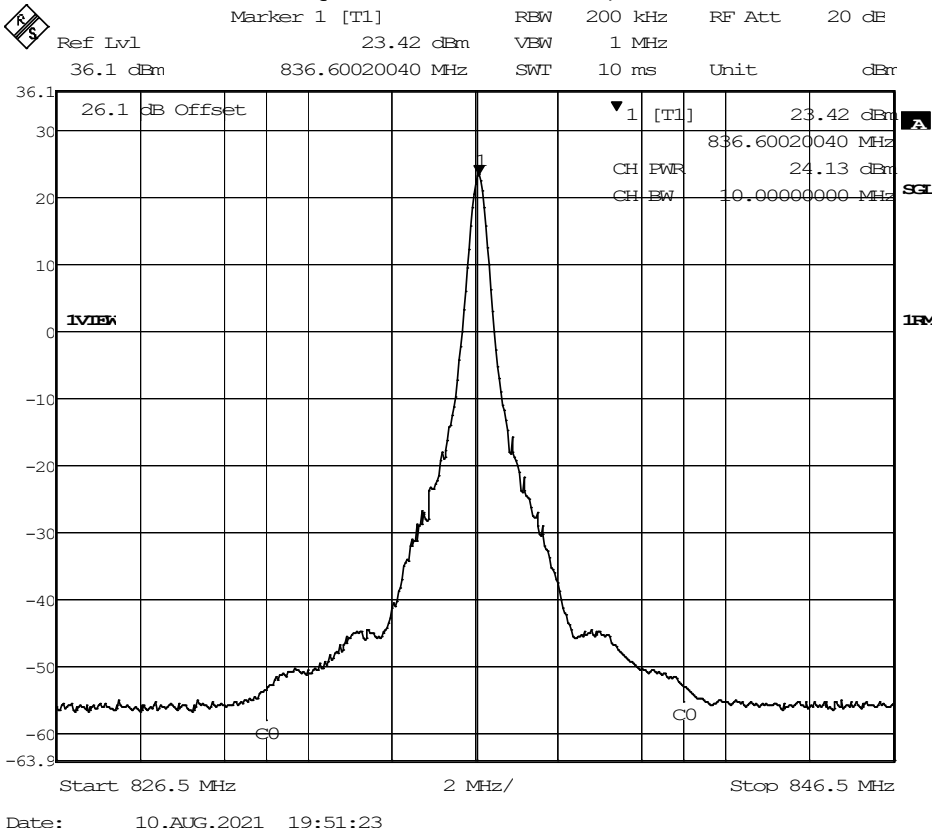

5.1.5 TEST EQUIPMENT USED

- Radio Lab

5.2 FREQUENCY STABILITY

Standard **FCC PART 22 Subpart H**

The test was performed according to:
ANSI C63.26: 2015

5.2.1 TEST DESCRIPTION

This test case is intended to demonstrate compliance to the applicable frequency stability test case per § 2.1055 and RSS-GEN 6.11. The limit and the requirements come from the applicable rule part and ISED RSS-Standard for the operating band of the cellular device.

The EUT was connected to the test setup according to the following diagram:

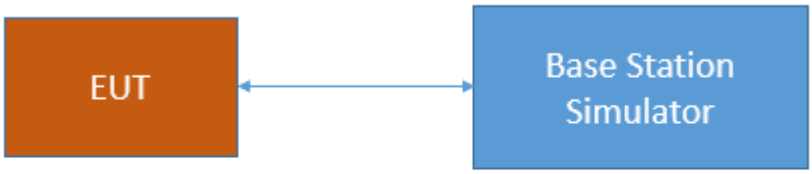

Test Setup FCC Part 22/24/27/90 Cellular;
Frequency stability

The attenuation of the measuring / stimulus path is known for each measured frequency and are considered.

5.2.2 TEST REQUIREMENTS / LIMITS

FCC Part 22, § 22.355

Except as otherwise provided in this part, the carrier frequency of each transmitter in the Public Mobile Services must be maintained within the tolerances given in Table C-1 of this section.

Table C-1—Frequency Tolerance for Transmitters in the Public Mobile Services

Frequency Range [MHz]	Mobile Devices > 3 W [ppm]	Mobile Devices ≤ 3 W [ppm]
25 – 50	20.0	50.0
50 – 450	5.0	50.0
450 – 512	5.0	5.0
821 – 896	2.5	2.5

928 - 929	n/a	n/a
929 – 960	n/a	n/a
2110 - 2220	n/a	n/a

RSS-132; 5.3 Frequency Stability

The carrier frequency shall not depart from the reference frequency in excess of ±2.5 ppm for mobile stations.

In lieu of meeting the above stability values, the test report may show that the frequency stability is sufficient to ensure that the occupied bandwidth stays within each of the sub-bands (see Section 5.1) when tested to the temperature and supply voltage variations specified in RSS-Gen.

5.2.3 TEST PROTOCOL

GSM 850

Temp. °C	Duration min	Voltage	Limit Hz	Freq. error Average (Hz)	Freq. error Max. (Hz)	Verdict
-30	0	normal	2095.5	10	17	passed
-30	5			12	14	passed
-30	10			16	22	passed
-20	0	normal	2095.5	14	22	passed
-20	5			18	34	passed
-20	10			16	27	passed
-10	0	normal	2095.5	15	24	passed
-10	5			15	31	passed
-10	10			17	29	passed
0	0	normal	2095.5	14	31	passed
0	5			16	26	passed
0	10			19	24	passed
10	0	normal	2095.5	17	28	passed
10	5			12	32	passed
10	10			10	25	passed
20	0	low	2095.5	11	21	passed
20	5			16	26	passed
20	10			19	29	passed
20	0	normal	2095.5	17	30	passed
20	5			15	27	passed
20	10			18	26	passed
20	0	high	2095.5	13	24	passed
20	5			14	28	passed
20	10			16	26	passed
30	0	normal	2095.5	19	25	passed
30	5			14	27	passed
30	10			16	28	passed
40	0	normal	2095.5	15	24	passed
40	5			15	27	passed
40	10			16	25	passed
50	0	normal	2095.5	17	23	passed
50	5			14	21	passed
50	10			13	26	passed

EDGE 850

Temp. °C	Duration min	Voltage	Limit Hz	Freq. error Average (Hz)	Freq. error Max. (Hz)	Verdict
-30	0	normal	2095.5	9	15	passed
-30	5			13	19	passed
-30	10			12	14	passed
-20	0	normal	2095.5	8	14	passed
-20	5			10	16	passed
-20	10			11	19	passed
-10	0	normal	2095.5	7	15	passed
-10	5			11	19	passed
-10	10			8	18	passed
0	0	normal	2095.5	9	17	passed
0	5			9	15	passed
0	10			6	18	passed
10	0	normal	2095.5	12	19	passed
10	5			8	13	passed
10	10			10	14	passed
20	0	low	2095.5	7	12	passed
20	5			9	16	passed
20	10			10	18	passed
20	0	normal	2095.5	12	14	passed
20	5			9	18	passed
20	10			11	16	passed
20	0	high	2095.5	10	13	passed
20	5			8	18	passed
20	10			6	14	passed
30	0	normal	2095.5	9	16	passed
30	5			13	15	passed
30	10			10	14	passed
40	0	normal	2095.5	8	15	passed
40	5			11	17	passed
40	10			12	15	passed
50	0	normal	2095.5	11	16	passed
50	5			10	13	passed
50	10			12	15	passed

LTE eFDD 5

Temp. °C	Duration min	Voltage	Limit Hz	Freq. error Average (Hz)	Freq. error Max. (Hz)	Verdict
-30	0	normal	2091.25	8	12	passed
-30	5			5	-9	passed
-30	10			-4	-7	passed
-20	0	normal	2091.25	-9	10	passed
-20	5			-6	-8	passed
-20	10			7	-10	passed
-10	0	normal	2091.25	5	8	passed
-10	5			-7	7	passed
-10	10			-6	-7	passed
0	0	normal	2091.25	8	10	passed
0	5			7	11	passed
0	10			4	-12	passed
10	0	normal	2091.25	4	10	passed
10	5			-6	-7	passed
10	10			5	-9	passed
20	0	low	2091.25	-8	7	passed
20	5			-9	6	passed
20	10			-4	-8	passed
20	0	normal	2091.25	7	12	passed
20	5			7	11	passed
20	10			5	11	passed
20	0	high	2091.25	-6	-11	passed
20	5			-7	-12	passed
20	10			-5	13	passed
30	0	normal	2091.25	-8	12	passed
30	5			-6	9	passed
30	10			8	7	passed
40	0	normal	2091.25	7	-8	passed
40	5			5	-9	passed
40	10			-9	-8	passed
50	0	normal	2091.25	-6	10	passed
50	5			-6	9	passed
50	10			-7	9	passed

LTE eFDD 26

Temp. °C	Duration min	Voltage	Limit Hz	Freq. error Average (Hz)	Freq. error Max. (Hz)	Verdict
-30	0	normal	2047.5	3	9	passed
-30	5			1	11	passed
-30	10			2	10	passed
-20	0	normal	2047.5	2	8	passed
-20	5			2	9	passed
-20	10			1	10	passed
-10	0	normal	2047.5	2	10	passed
-10	5			3	10	passed
-10	10			2	12	passed
0	0	normal	2047.5	2	9	passed
0	5			0	8	passed
0	10			1	9	passed
10	0	normal	2047.5	2	10	passed
10	5			0	9	passed
10	10			1	11	passed
20	0	low	2047.5	1	8	passed
20	5			3	8	passed
20	10			2	10	passed
20	0	normal	2047.5	1	8	passed
20	5			1	9	passed
20	10			3	8	passed
20	0	high	2047.5	1	10	passed
20	5			1	7	passed
20	10			2	11	passed
30	0	normal	2047.5	3	12	passed
30	5			2	10	passed
30	10			2	9	passed
40	0	normal	2047.5	2	9	passed
40	5			1	9	passed
40	10			3	8	passed
50	0	normal	2047.5	0	9	passed
50	5			1	8	passed
50	10			3	9	passed

5.2.4 TEST EQUIPMENT USED

- Radio Lab

5.3 SPURIOUS EMISSIONS AT ANTENNA TERMINALS

Standard **FCC PART 22 Subpart H**

The test was performed according to:
ANSI C63.26: 2015

5.3.1 TEST DESCRIPTION

This test case is intended to demonstrate compliance to the applicable conducted spurious emission test case per § 2.1051 and RSS-GEN 6.13. The limit comes from the applicable rule part and ISED RSS-Standard for the operating band of the cellular device.

The EUT was connected to the test setup according to the following diagram:

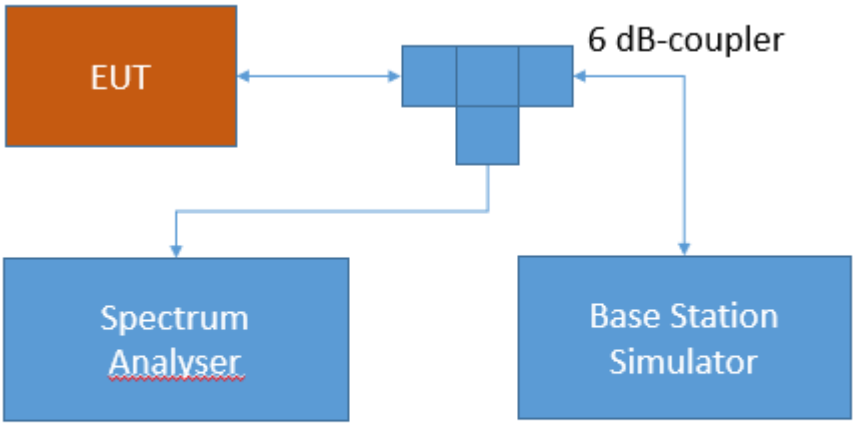

Test Setup FCC Part 22/24/27/90 Cellular;
Spurious Emissions at antenna terminal

The attenuation of the measuring and stimulus path are known for each measured frequency and are considered.

The Spectrum Analyzer settings can be directly found in the measurement diagrams.

5.3.2 TEST REQUIREMENTS / LIMITS

FCC Part 2.1051; Measurement required: Spurious emissions at antenna terminal:

The radio frequency voltage or powers generated within the equipment and appearing on a spurious frequency shall be checked at the equipment output terminals when properly loaded with a suitable artificial antenna. Curves or equivalent data shall show the magnitude of each harmonic and other spurious emission that can be detected when the equipment is operated under the conditions specified in §2.1049 as appropriate. The magnitude of spurious emissions which are attenuated more than 20 dB below the permissible value need not be specified.

Part 22, Subpart H – Cellular Radiotelephone Service

§22 917 – Emission limitations for cellular equipment

(a) Out of band emissions. The power of any emission outside of the authorized operating frequency ranges must be attenuated below the transmitting power (P) by a factor of at least 43 + 10 log(P) dB.

RSS-132; 5.5 Transmitter Unwanted Emissions

Mobile and base station equipment shall comply with the limits in (i) and (ii) below.

1. In the first 1.0 MHz band immediately outside and adjacent to each of the sub-bands specified in Section 5.1, the power of emissions per any 1% of the occupied bandwidth shall be attenuated (in dB) below the transmitter output power P (dBW) by at least 43 + 10 $\log_{10}$p (watts).
2. After the first 1.0 MHz immediately outside and adjacent to each of the sub-bands, the power of emissions in any 100 kHz bandwidth shall be attenuated (in dB) below the transmitter output power P (dBW) by at least 43 + 10 $\log_{10}$ p (watts). If the measurement is performed using 1% of the occupied bandwidth, power integration over 100 kHz is required.

5.3.3 TEST PROTOCOL

Ambient temperature: 20 - 28 °C
Relative humidity: 30 - 45 %

Radio Technology	Channel	Detector	Trace	Resolution Bandwidth /kHz	Frequency /MHz	Peak Value /dBm	Limit /dBm	Margin to Limit /dB
GSM 850	low	rms	maxhold	3	823.9	-24.33	-13	11.33
GSM 850	mid	rms	maxhold	-	-	-	-13	>20
GSM 850	high	rms	maxhold	3	849.0	-26.73	-13	13.73

Radio Technology	Channel	Detector	Trace	Resolution Bandwidth /kHz	Frequency /MHz	Peak Value /dBm	Limit /dBm	Margin to Limit /dB
EDGE 850	low	rms	maxhold	3	823.9	-32.22	-13	19.22
EDGE 850	mid	rms	maxhold	-	-	-	-13	>20
EDGE 850	high	rms	maxhold	3	849.0	-37.39	-13	24.39

Radio Technology	Channel	Detector	Trace	Resolution Bandwidth /kHz	Frequency /MHz	Peak Value /dBm	Limit /dBm	Margin to Limit /dB
FDD5 WCDMA	low	rms	maxhold	50	824.0	-25.71	-13	12.71
FDD5 WCDMA	mid	rms	maxhold	-	-	-	-13	>20
FDD5 WCDMA	high	rms	maxhold	50	849.1	-29.86	-13	16.86

Radio Technology	Channel	Detector	Trace	Resolution Bandwidth /kHz	Frequency /MHz	Peak Value /dBm	Limit /dBm	Margin to Limit /dB
FDD5 HSDPA	low	rms	maxhold	50	823.8	-29.24	-13	16.24
FDD5 HSDPA	mid	rms	maxhold	-	-	-	-13	>20
FDD5 HSDPA	high	rms	maxhold	50	849.0	-29.08	-13	16.08

Radio Technology	Channel	Detector	Trace	Resolution Bandwidth /kHz	Frequency /MHz	Peak Value /dBm	Limit /dBm	Margin to Limit /dB
FDD5 HSUPA	low	rms	maxhold	50	824.0	-27.40	-13	14.40
FDD5 HSUPA	mid	rms	maxhold	-	-	-	-13	>20
FDD5 HSUPA	high	rms	maxhold	50	849.0	-31.34	-13	18.34

Radio Technology	Channel	Detector	Trace	Resolution Bandwidth /kHz	Frequency /MHz	Peak Value /dBm	Limit /dBm	Margin to Limit /dB
eFDD5 QPSK	low	rms	maxhold	5	824.0	-33.42	-23	10.42
eFDD5 QPSK	mid	rms	maxhold	-	-	-	-13	>20
eFDD5 QPSK	high	rms	maxhold	5	849.0	-33.13	-23	10.13

Radio Technology	Channel	Detector	Trace	Resolution Bandwidth /kHz	Frequency /MHz	Peak Value /dBm	Limit /dBm	Margin to Limit /dB
eFDD26 QPSK	low	rms	maxhold	5	823.9	-32.3	-23	9.30
eFDD26 QPSK	mid	rms	maxhold	-	-	-	-13	>20
eFDD26 QPSK	high	rms	maxhold	5	849.0	-33.52	-23	10.52

Remark: Please see next sub-clause for the measurement plot.

5.3.4 MEASUREMENT PLOT (EXAMPLE PLOT, SHOWING WORST CASE, IF APPLICABLE)

GSM 850, Channel = low

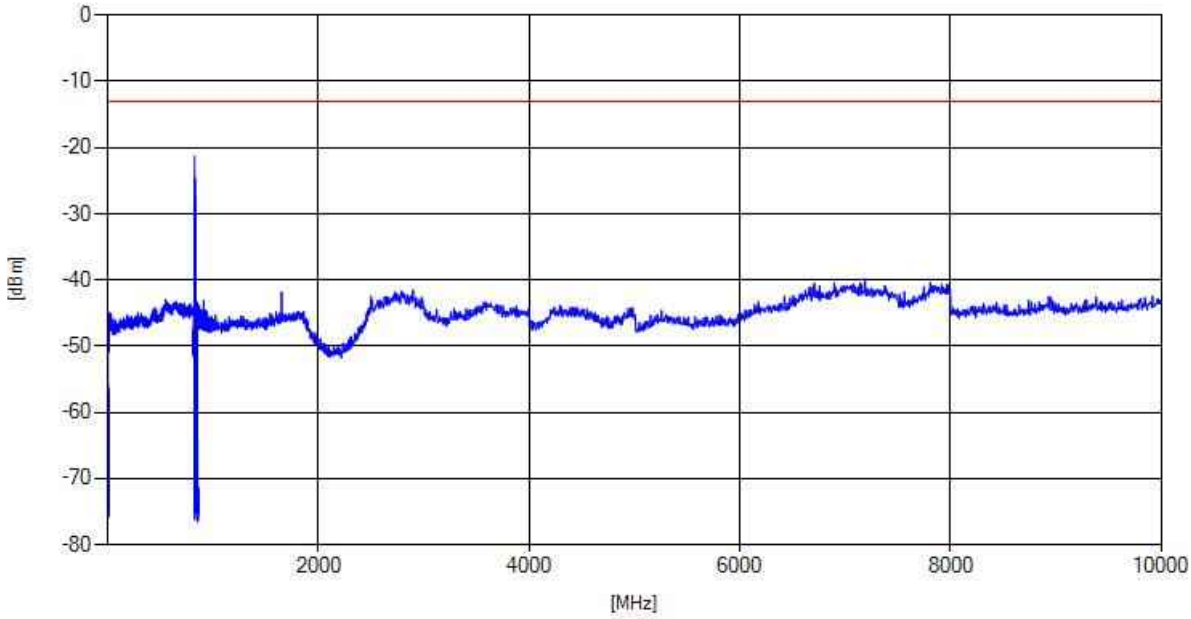

EDGE 850, Channel = low

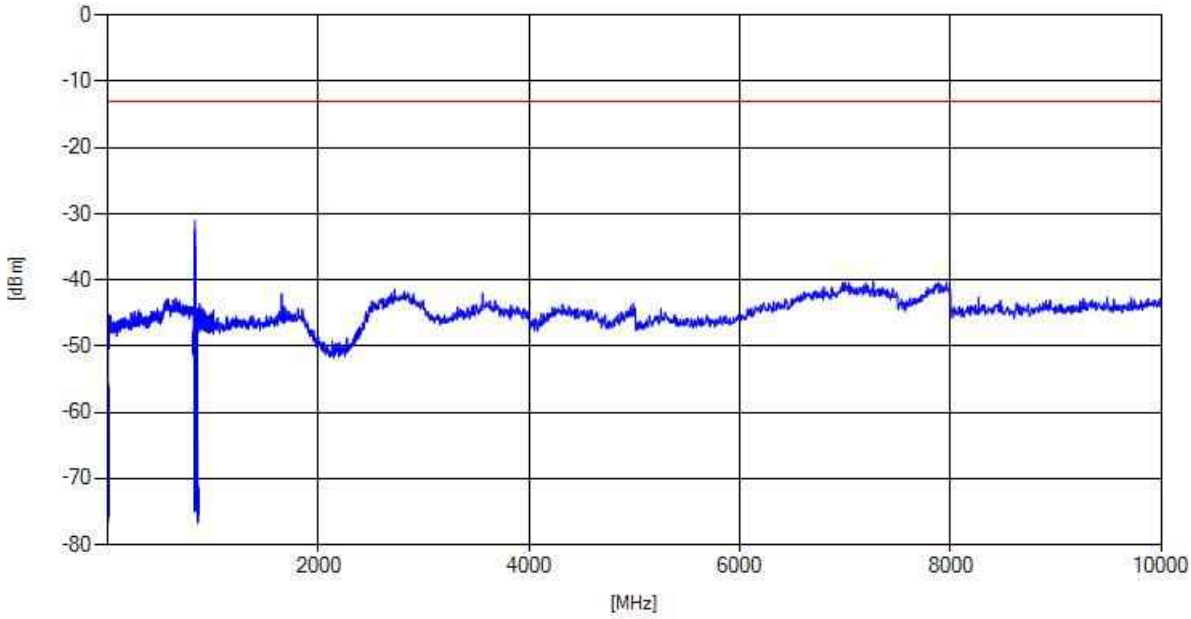

WCDMA FDD 5, Channel = low

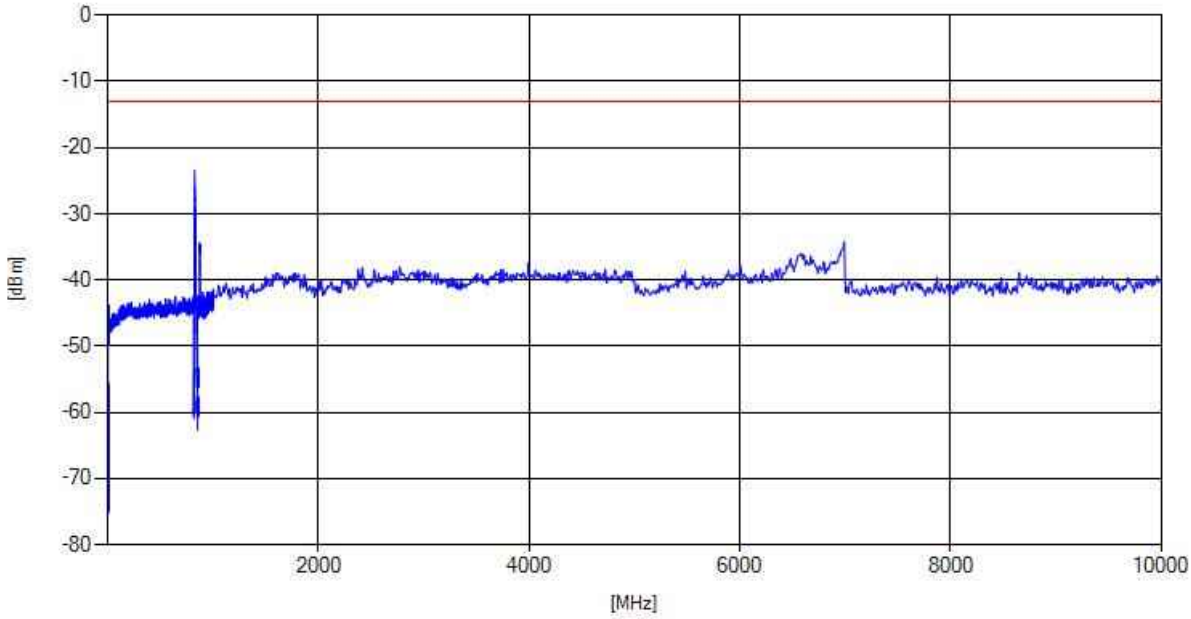

HSDPA FDD 5, Channel = low

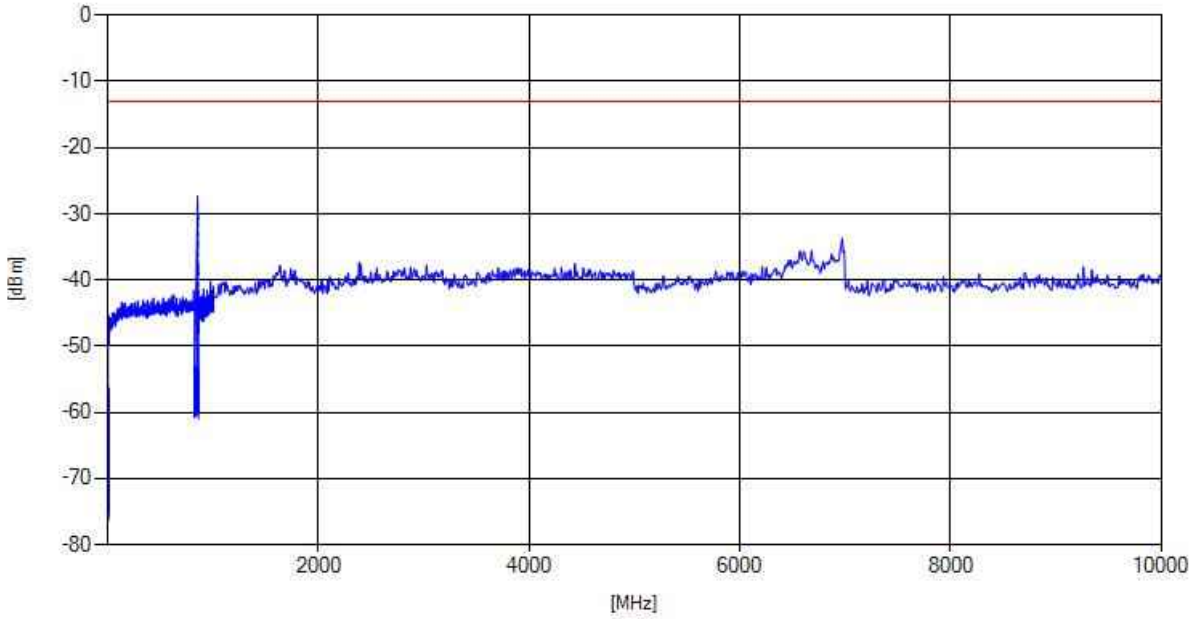

HSUPA FDD 5, Channel = low

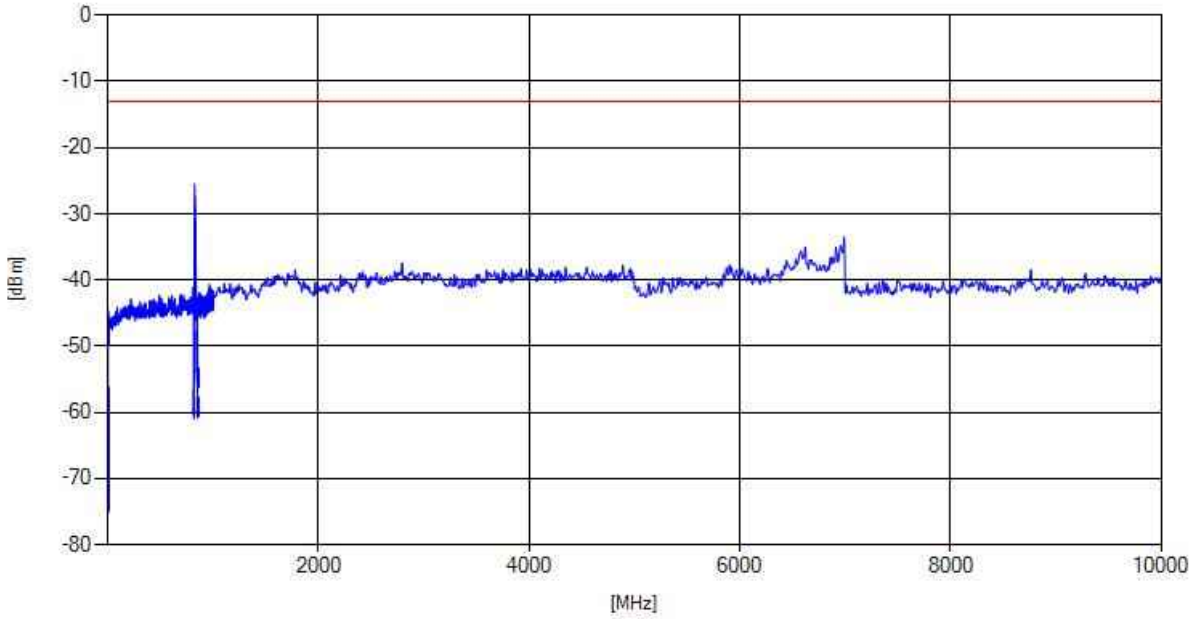

eFDD 5 QPSK, Channel = high

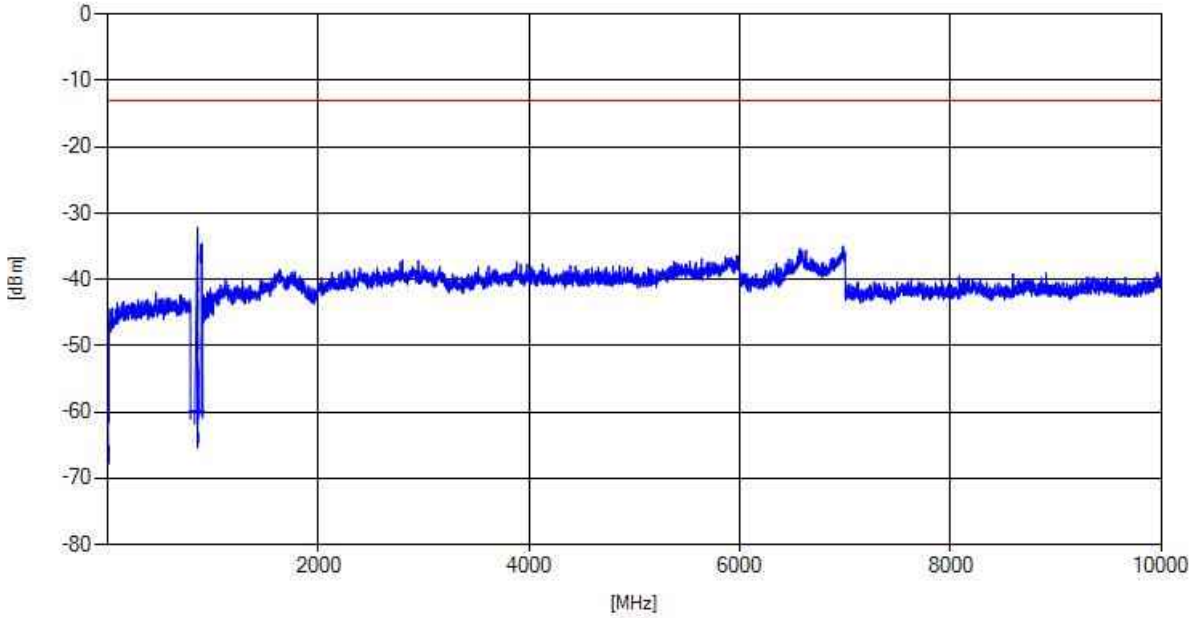

eFDD 26 QPSK, Channel = low

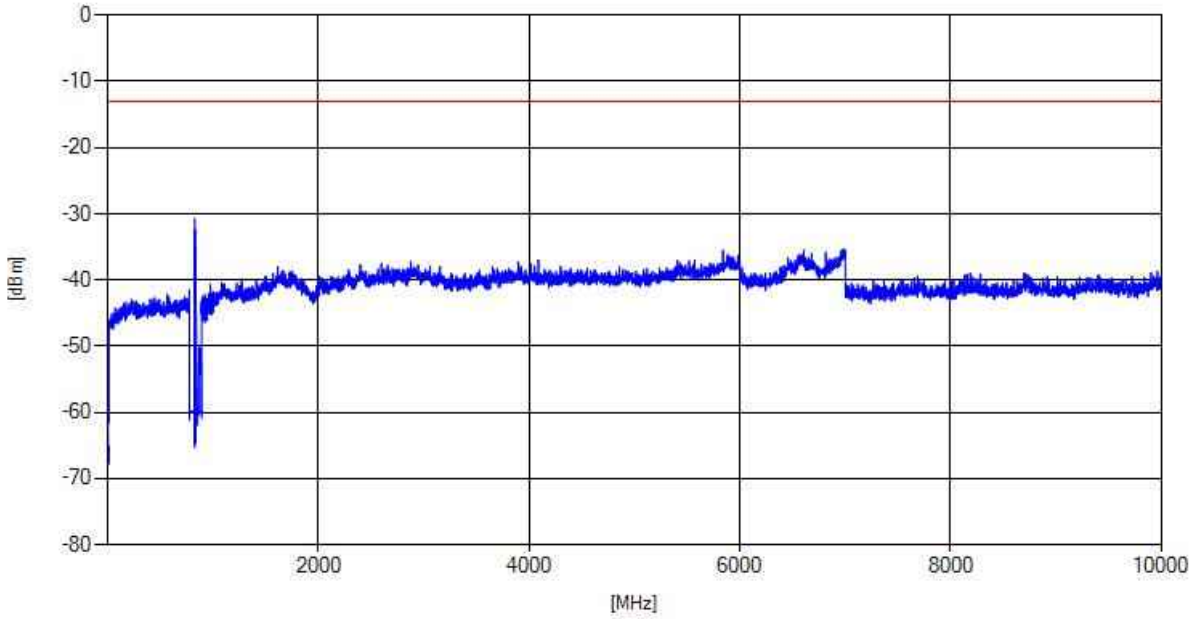

5.3.5 TEST EQUIPMENT USED

- Radio Lab

5.4 FIELD STRENGTH OF SPURIOUS RADIATION

Standard **FCC PART 22 Subpart H**

The test was performed according to:
ANSI C63.26: 2015

5.4.1 TEST DESCRIPTION

This test case is intended to demonstrate compliance to the applicable radiated spurious emission measurements per § 2.1053 and RSS-GEN 6.13. The limit and requirements come from the applicable rule part and ISED RSS-Standard for the operating band of the cellular device.

The EUT was connected to the test setup according to the following diagram:

Frequency Range: 30 MHz – 1 GHz:

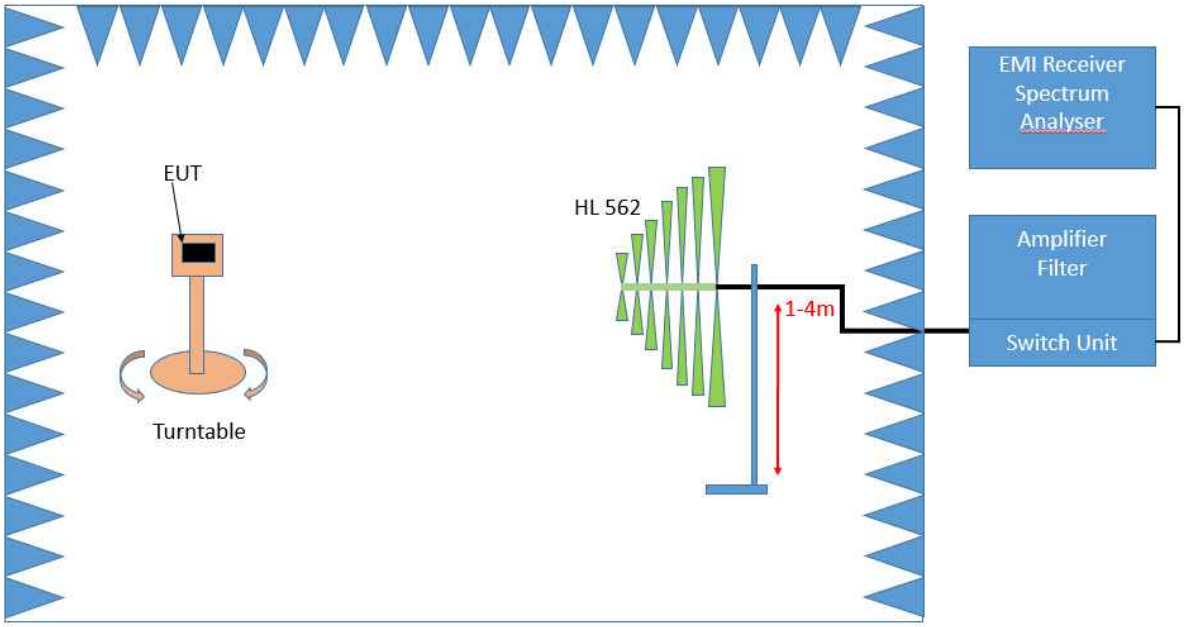

Test Setup; Spurious Emission Radiated (SAC), 30 MHz- 1GHz

Frequency Range: 1 GHz – 26.5 GHz

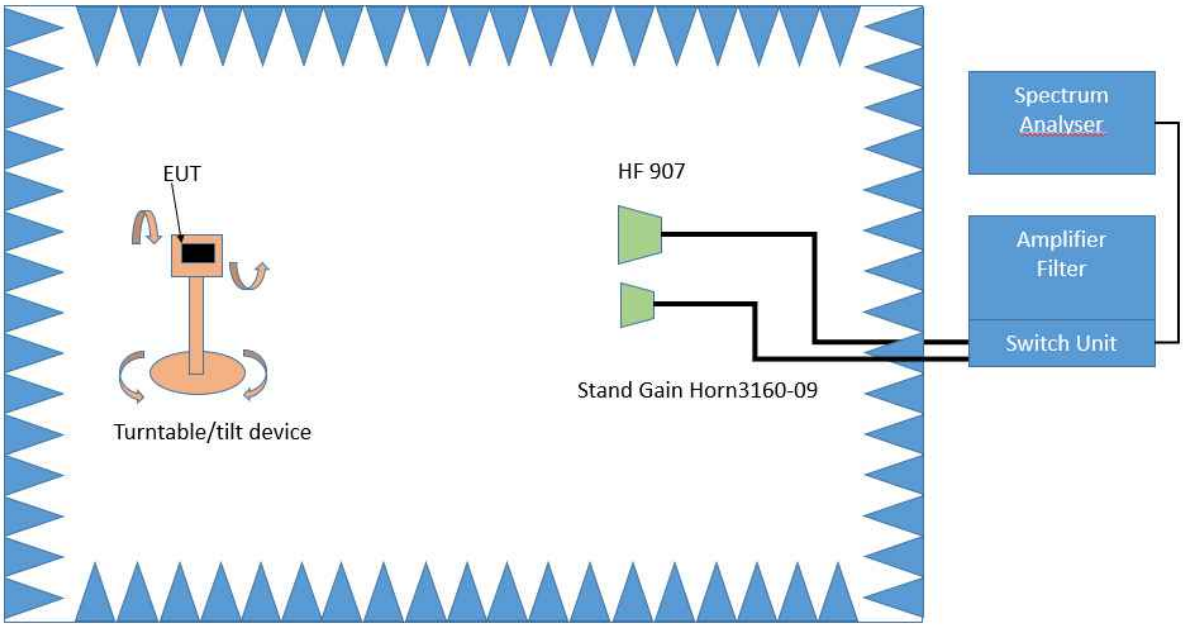

Test Setup; Spurious Emission Radiated (FAC), 1 GHz-26.5 GHz

The test set-up was made in accordance to the general provisions of ANSI C63.26 in a typical installation configuration. The Equipment Under Test (EUT) was set up on a non-conductive table 1.0 x 2.0 m² in the semi-anechoic chamber. The influence of the EUT support table that is used between 30–1000 MHz was evaluated.
The measurement procedure is implemented into the EMI test software EMC32 from R&S. Exploratory tests are performed at 3 orthogonal axes to determine the worst-case orientation of a body-worn or handheld EUT. The final test on all kind of EUTs is also performed at 3 axes. A pre-check is performed while the EUT is powered from a DC power source.

1. Measurement above 30 MHz and up to 1 GHz

Step 1: Preliminary scan
This is a preliminary test to identify the highest amplitudes relative to the limit.
Settings for step 1:
- Antenna distance: 3 m
- Detector: Peak
- RBW: 100 kHz
- VBW: 300 kHz
- Sweep time: coupled
- Turntable angle range: –180° to 90°
- Turntable step size: 90°
- Height variation range: 1 – 4 m
- Height variation step size: 1.5 m
- Polarisation: Horizontal + Vertical

Intention of this step is, to determine the radiated EMI-profile of the EUT. Afterwards the relevant emissions for the final measurement are identified.

Step 2: Adjustment measurement
In this step the accuracy of the turntable azimuth and antenna height will be improved. This is necessary to find out the maximum value of every frequency.
For each frequency, which was determined the turntable azimuth and antenna height will be adjusted. The turntable azimuth will slowly vary by 360°. During this action, the value of emission is continuously measured. The turntable azimuth at the highest emission will be

recorded and adjusted. In this position, the antenna height will also slowly vary from 1 – 4 m. During this action, the value of emission is also continuously measured. The antenna height of the highest emission will also be recorded and adjusted.
- Detector: Peak
- Measured frequencies: in step 1 determined frequencies
- RBW: 100 kHz
- VBW: 300 kHz
- Sweep time: coupled
- Turntable angle range: 360°
- Height variation range: 1 – 4 m
- Antenna Polarisation: max. value determined in step 1

Step 3: Final measurement with RMS detector
With the settings determined in step 3, the final measurement will be performed:
EMI receiver settings for step 4:
- Detector: RMQ
- Measured frequencies: in step 1 determined frequencies
- RBW: 100 kHz
- VBW: 300 kHz
- Sweep time: 1 s

After the measurement a plot will be generated which contains a diagram with the results of the preliminary scan and a chart with the frequencies and values of the results of the final measurement.

3. Measurement above 1 GHz
The following modifications apply to the measurement procedure for the frequency range above 1 GHz:
Step 1:
The Equipment Under Test (EUT) was set up on a non-conductive support (tilt device) at 1.5 m height in the fully-anechoic chamber.
All steps were performed with one height (1.5 m) of the receiving antenna only.
The EUT is turned during the preliminary measurement across the elevation axis, with a step size of 90 °.
The turn table step size (azimuth angle) for the preliminary measurement is 45 °.
- Antenna distance: 3 m
- Detector: Peak
- RBW: 1 MHz
- VBW: 3 MHz
- Sweep time: coupled
- Turntable angle range: –180° to 90°
- Turntable step size: 90°
- Polarisation: Horizontal + Vertical

Step 2:
Due to the fact, that in this frequency range the test is performed in a fully anechoic room, the height scan of the receiving antenna instep 2 is omitted. Instead of this, a maximum search with a step size ± 45° for the elevation axis is performed.
The turn table azimuth will slowly vary by ± 22.5°.
The elevation angle will slowly vary by ± 45°
EMI receiver settings (for all steps):
- Detector: Peak,
- RBW: 1 MHz
- VBW: 3 MHz
- Sweep time: coupled

Step 3:
Spectrum analyser settings for step 3:
- Detector: RMS
- Measured frequencies: in step 1 determined frequencies
- RBW: 1 MHz
- VBW: 3 MHz
- Sweep Time: 1 s

5.4.2 TEST REQUIREMENTS / LIMITS

FCC Part 2.1053; Measurement required: Field strength of spurious radiation:

Measurements shall be made to detect spurious emissions that may be radiated directly from the cabinet, control circuits, power leads, or intermediate circuit elements under normal conditions of installation and operation. Curves or equivalent data shall be supplied showing the magnitude of each harmonic and other spurious emission. For this test, single sideband, independent sideband, and controlled carrier transmitters shall be modulated under the conditions specified in paragraph (c) of §2.1049, as appropriate.

Part 22, Subpart H – Cellular Radiotelephone Service

§ 22 917 – Emission limitations for cellular equipment

(a) Out of band emissions. The power of any emission outside of the authorized operating frequency ranges must be attenuated below the transmitting power (P) by a factor of at least 43 + 10 log(P) dB.

RSS-132; 5.5 Transmitter Unwanted Emissions

Mobile and base station equipment shall comply with the limits in (i) and (ii) below.

1. In the first 1.0 MHz band immediately outside and adjacent to each of the sub-bands specified in Section 5.1, the power of emissions per any 1% of the occupied bandwidth shall be attenuated (in dB) below the transmitter output power P (dBW) by at least 43 + 10 $\log_{10}$p (watts).
2. After the first 1.0 MHz immediately outside and adjacent to each of the sub-bands, the power of emissions in any 100 kHz bandwidth shall be attenuated (in dB) below the transmitter output power P (dBW) by at least 43 + 10 $\log_{10}$ p (watts). If the measurement is performed using 1% of the occupied bandwidth, power integration over 100 kHz is required.

5.4.3 TEST PROTOCOL

Ambient temperature: 20 - 28 °C
Relative humidity: 30 - 45 %

Radio Technology	Channel	Detector	Trace	Resolution Bandwidth /kHz	Frequency /MHz	Peak Value /dBm	Limit /dBm	Margin to Limit /dB
GSM 850	low	rms	maxhold	-	-	-	-13	>20
GSM 850	mid	rms	maxhold	-	-	-	-13	>20
GSM 850	high	rms	maxhold	3	849	-34.23	-13	21.23

Radio Technology	Channel	Detector	Trace	Resolution Bandwidth /kHz	Frequency /MHz	Peak Value /dBm	Limit /dBm	Margin to Limit /dB
EDGE 850	low	rms	maxhold	-	-	-	-13	>20
EDGE 850	mid	rms	maxhold	-	-	-	-13	>20
EDGE 850	high	peak	maxhold	3	849.0	-25.29	-13	12.29

Radio Technology	Channel	Detector	Trace	Resolution Bandwidth /kHz	Frequency /MHz	Peak Value /dBm	Limit /dBm	Margin to Limit /dB
FDD5 WCDMA	low	rms	maxhold	50	823.9	-27.91	-13	14.91
FDD5 WCDMA	mid	rms	maxhold	-	-	-	-13	>20
FDD5 WCDMA	high	rms	maxhold	50	849	-32.28	-13	19.28

Radio Technology	Channel	Detector	Trace	Resolution Bandwidth /kHz	Frequency /MHz	Peak Value /dBm	Limit /dBm	Margin to Limit /dB
FDD5 HSDPA	low	rms	maxhold	50	823.8	-34.41	-13	21.41
FDD5 HSDPA	mid	rms	maxhold	-	-	-	-13	>20
FDD5 HSDPA	high	rms	maxhold	-	-	-	-13	>20

Radio Technology	Channel	Detector	Trace	Resolution Bandwidth /kHz	Frequency /MHz	Peak Value /dBm	Limit /dBm	Margin to Limit /dB
FDD5 HSUPA	low	rms	maxhold	50	824	-30.38	-13	17.38
FDD5 HSUPA	mid	rms	maxhold	-	-	-	-13	>20
FDD5 HSUPA	high	rms	maxhold	-	-	-	-13	>20

Radio Technology	Channel	Detector	Trace	Resolution Bandwidth /kHz	Frequency /MHz	Peak Value /dBm	Limit /dBm	Margin to Limit /dB
eFDD5 QPSK	low	rms	maxhold	50	823.9	-25.29	-13	12.29
eFDD5 QPSK	mid	rms	maxhold	-	-	-	-13	>20
eFDD5 QPSK	high	rms	maxhold	50	849.0	-26.06	-13	13.06

Radio Technology	Channel	Detector	Trace	Resolution Bandwidth /kHz	Frequency /MHz	Peak Value /dBm	Limit /dBm	Margin to Limit /dB
eFDD26 QPSK	low	rms	maxhold	50	823.9	-24.23	-13	11.23
eFDD26 QPSK	mid	rms	maxhold	-	-	-	-13	>20
eFDD26 QPSK	high	rms	maxhold	50	849.0	-25.94	-13	12.94

Remark: Please see next sub-clause for the measurement plot.

5.4.4 MEASUREMENT PLOT (EXAMPLE PLOT, SHOWING WORST CASE, IF APPLICABLE)

GSM 850, Channel = high
30 MHz – 1 GHz

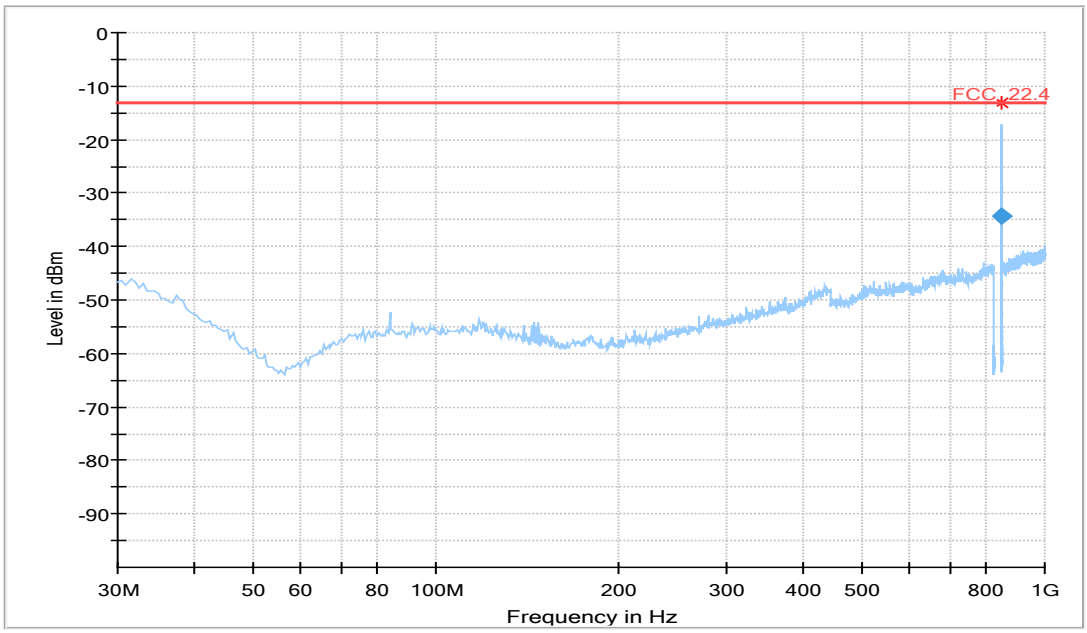

Frequency (MHz)	RMS (dBm)	Limit (dBm)	Margin (dB)	Meas. Time (ms)	Bandwidth (kHz)	Height (cm)	Pol	Azimuth (deg)	Corr. (dB)
849.002000	-34.23	-13.00	21.23	1000.0	3.000	108.0	H	-190.0	-73.9

1 GHz – 10 GHz

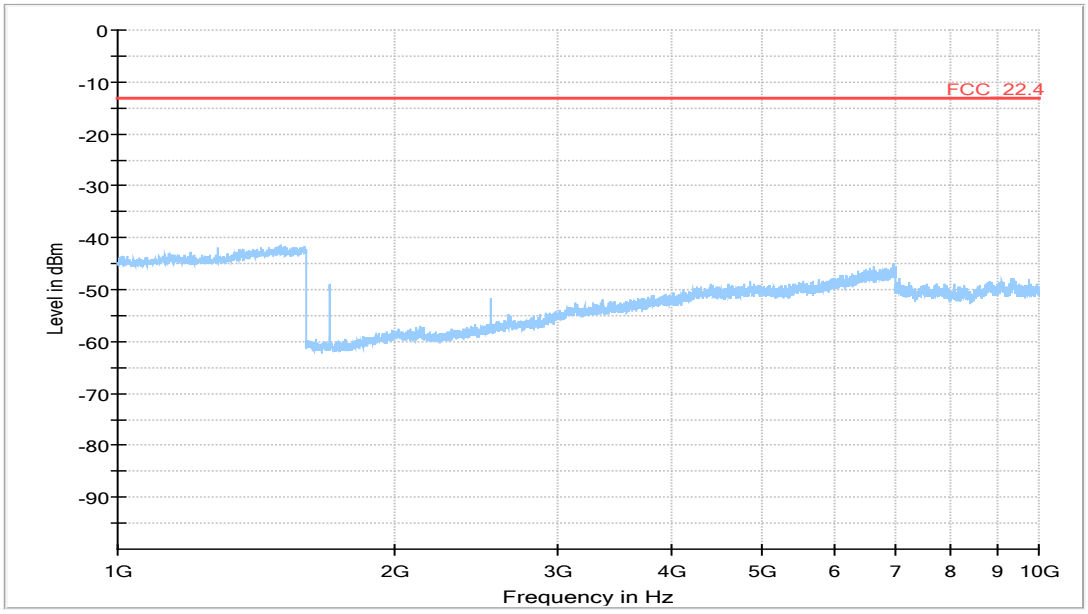

EDGE 850, Channel = high
30 MHz – 1 GHz

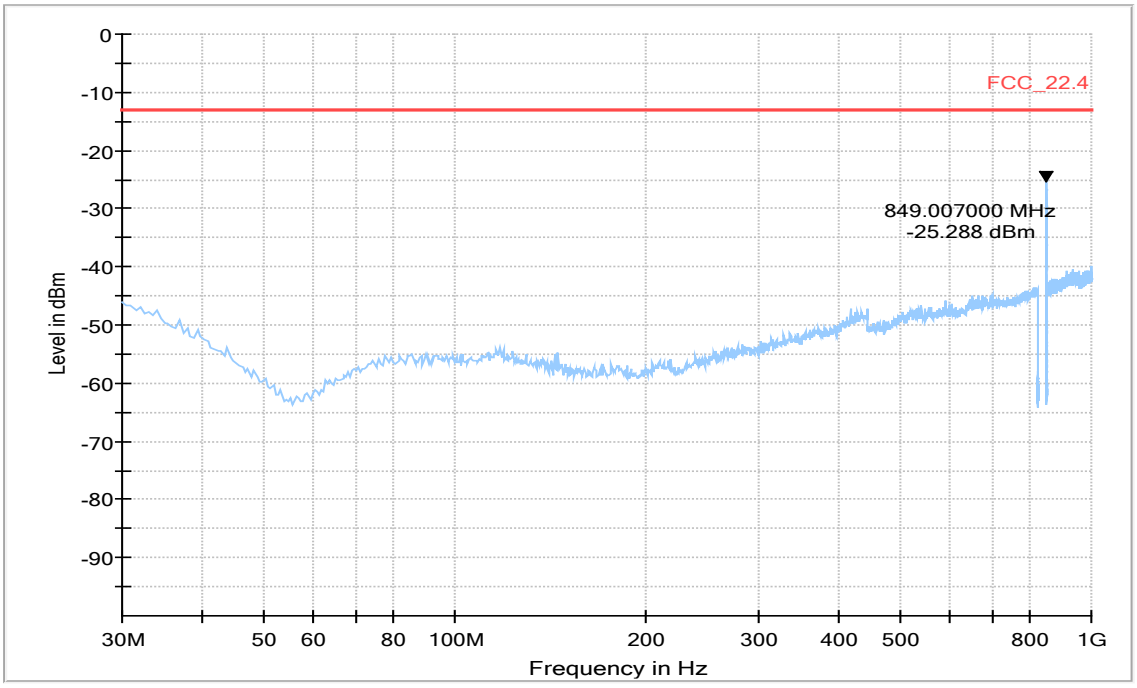

1 GHz – 10 GHz

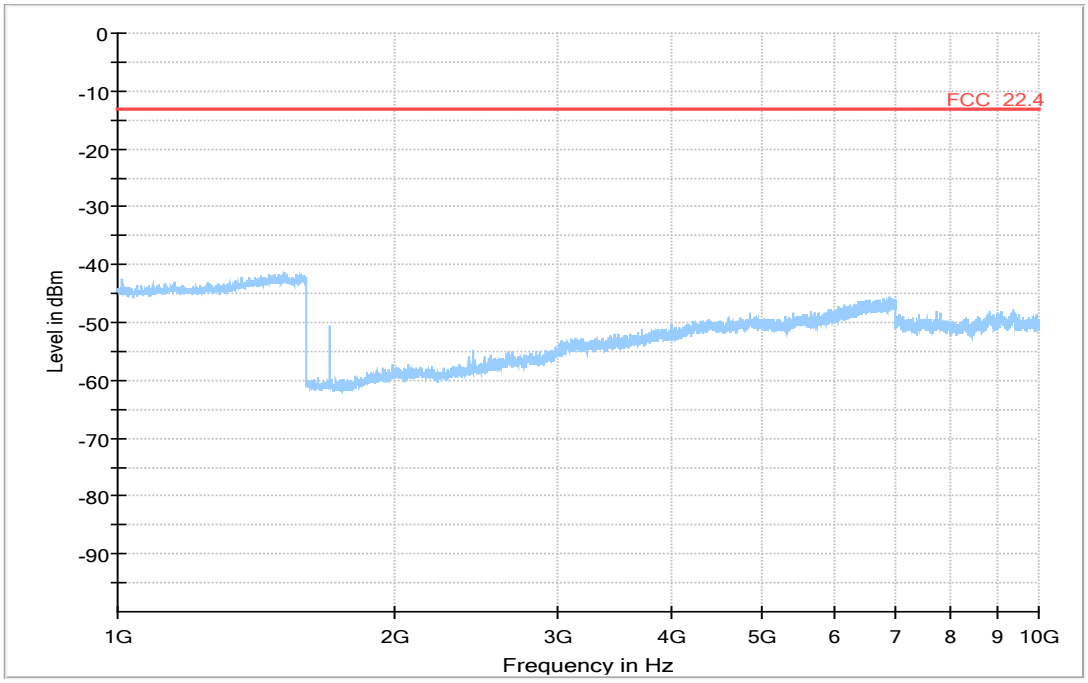

WCDMA FDD 5, Channel = low
30 MHz – 1 GHz

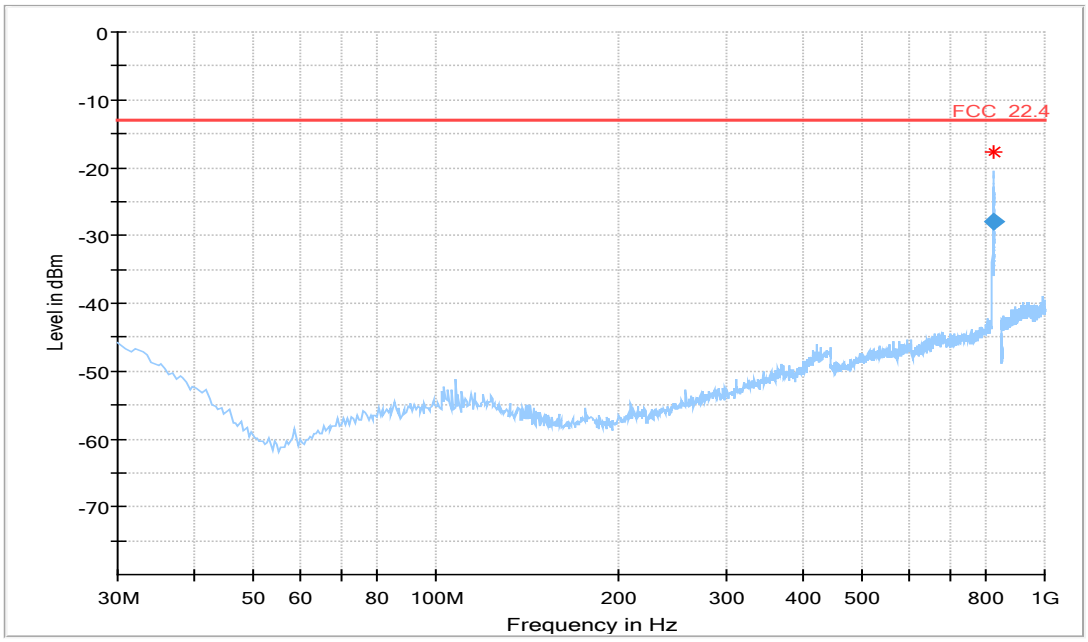

Frequency (MHz)	RMS (dBm)	Limit (dBm)	Margin (dB)	Meas. Time (ms)	Bandwidth (kHz)	Height (cm)	Pol	Azimuth (deg)	Corr. (dB)
823.998000	-27.91	-13.00	14.91	1000.0	50.000	107.0	V	-199.0	-73.1

1 GHz – 10 GHz

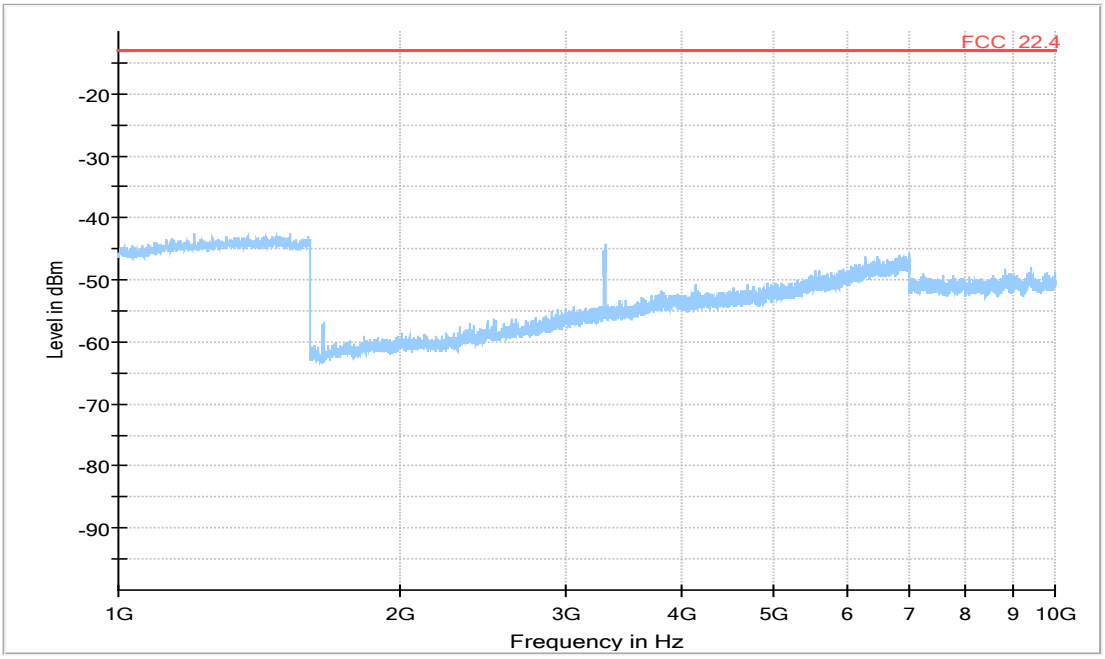

HSDPA FDD 5, Channel = low
30 MHz – 1 GHz

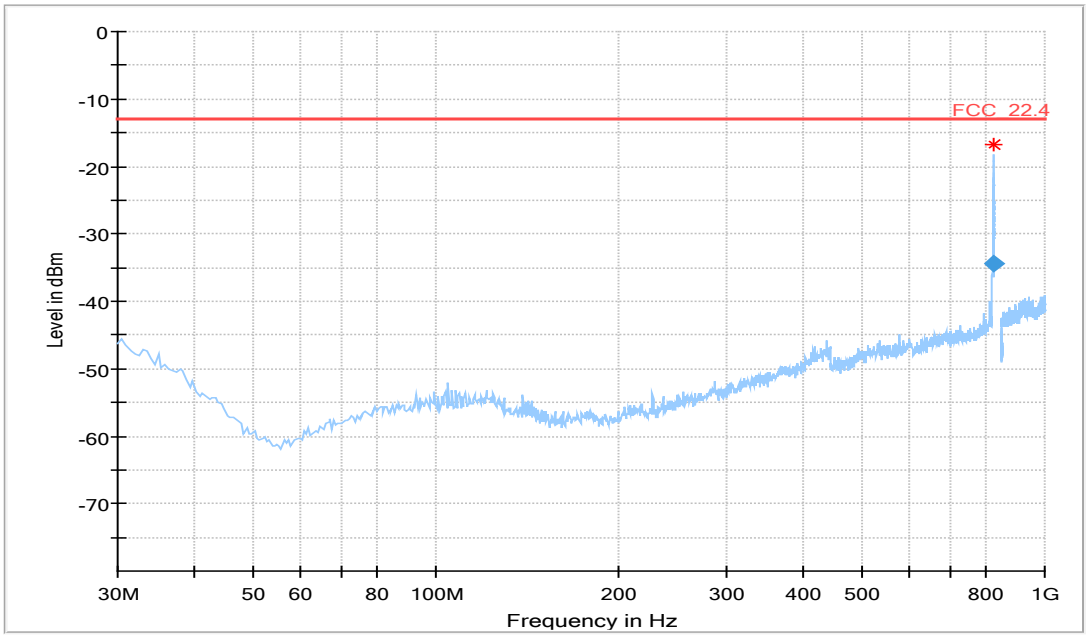

Frequency (MHz)	RMS (dBm)	Limit (dBm)	Margin (dB)	Meas. Time (ms)	Bandwidth (kHz)	Height (cm)	Pol	Azimuth (deg)	Corr. (dB)
823.776000	-34.41	-13.00	21.41	1000.0	50.000	127.0	V	81.0	-73.1

1 GHz – 10 GHz

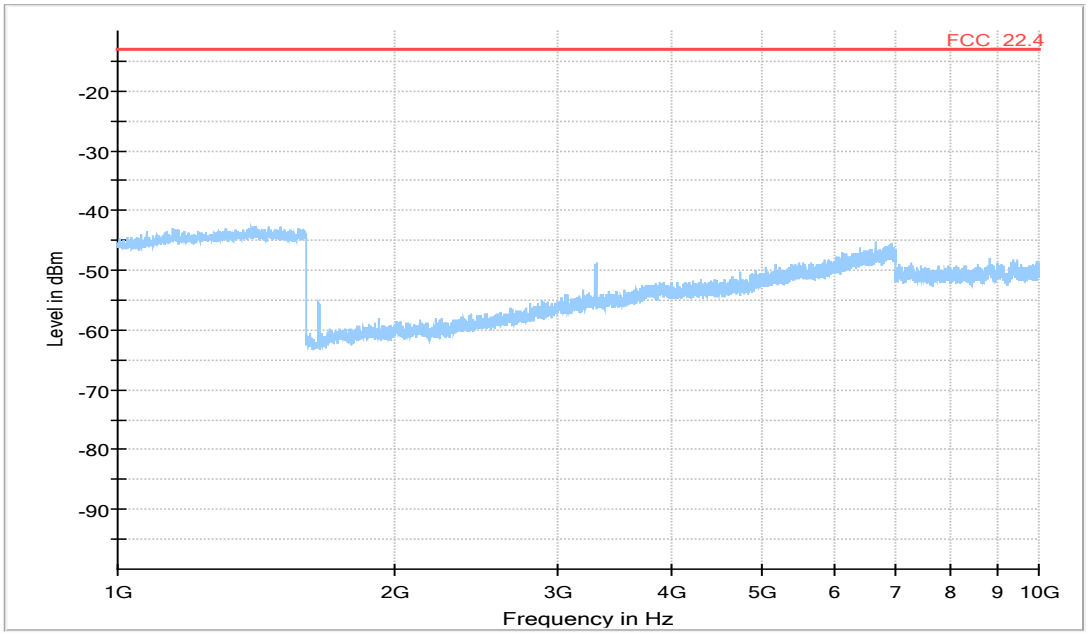

HSUPA FDD 5, Channel = low
30 MHz – 1 GHz

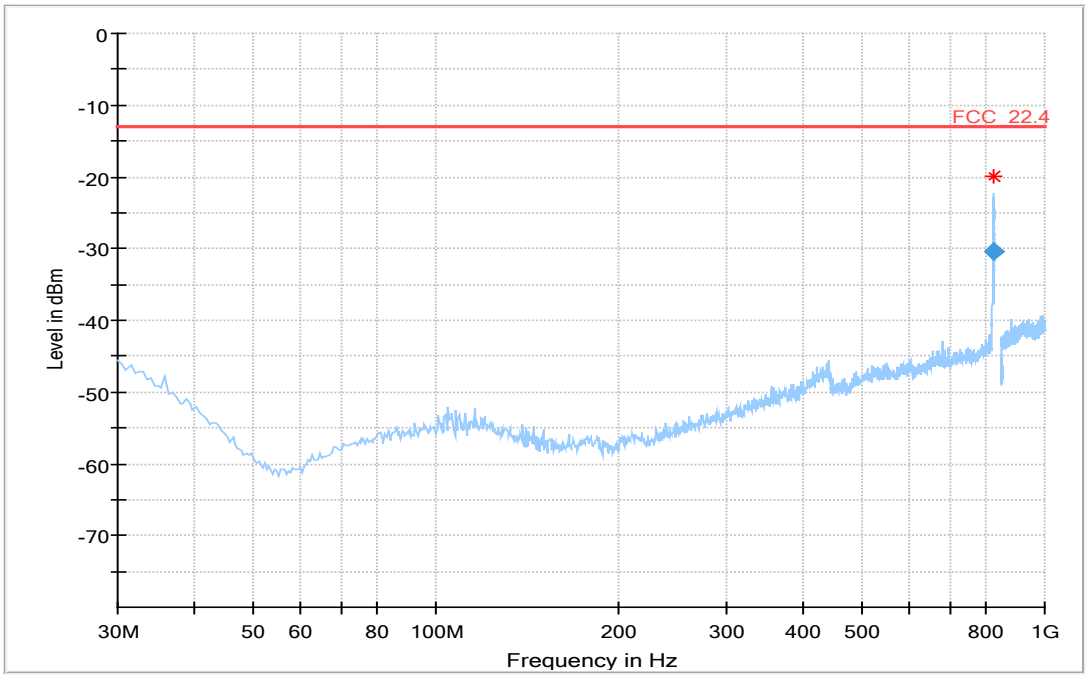

Frequency (MHz)	RMS (dBm)	Limit (dBm)	Margin (dB)	Meas. Time (ms)	Bandwidth (kHz)	Height (cm)	Pol	Azimuth (deg)	Corr. (dB)
824.000000	-30.38	-13.00	17.38	1000.0	50.000	103.0	H	-168.0	-73.1

1 GHz – 10 GHz

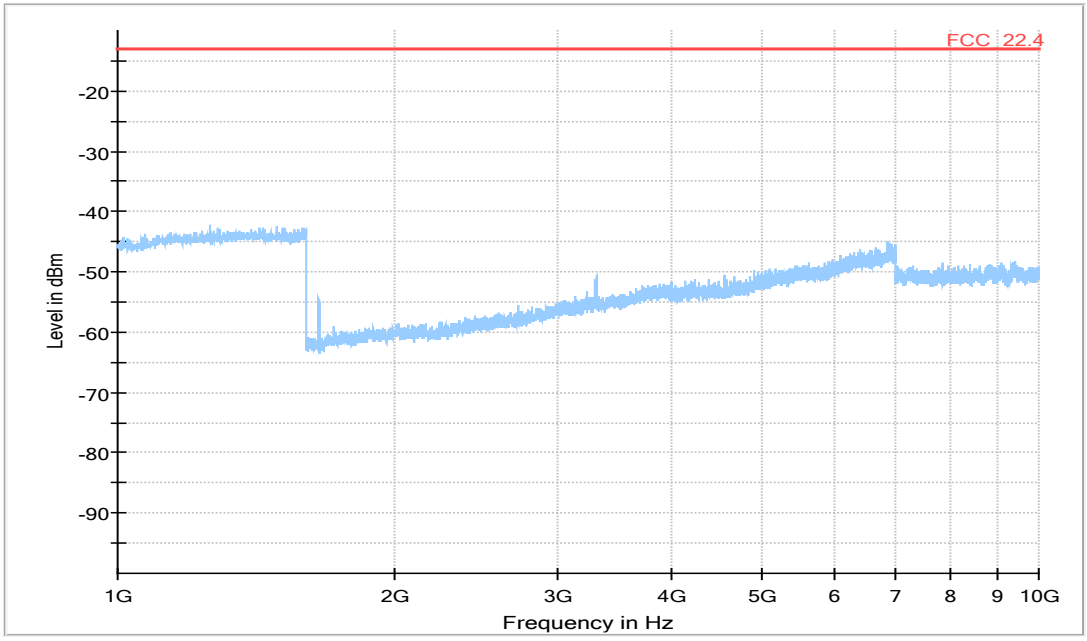

LTE eFDD 5, Channel = low
30 MHz – 1 GHz

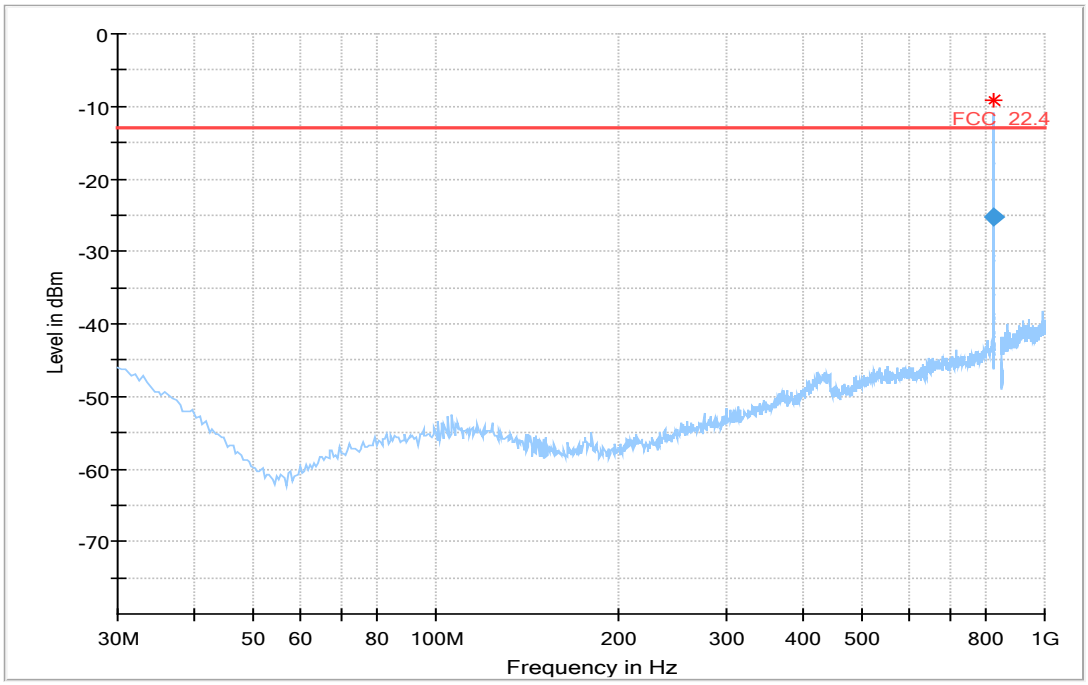

Frequency (MHz)	RMS (dBm)	Limit (dBm)	Margin (dB)	Meas. Time (ms)	Bandwidth (kHz)	Height (cm)	Pol	Azimuth (deg)	Corr. (dB)
823.999000	-25.29	-13.00	12.29	1000.0	50.000	103.0	H	-169.0	-73.1

1 GHz – 10 GHz

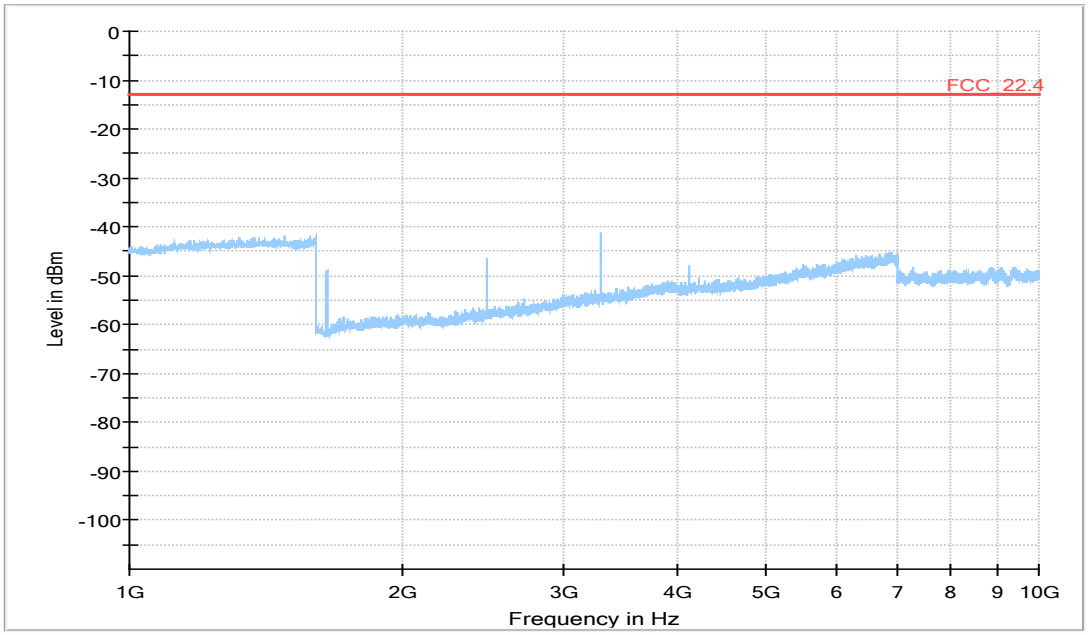

LTE eFDD 26, Channel = low
30 MHz – 1 GHz

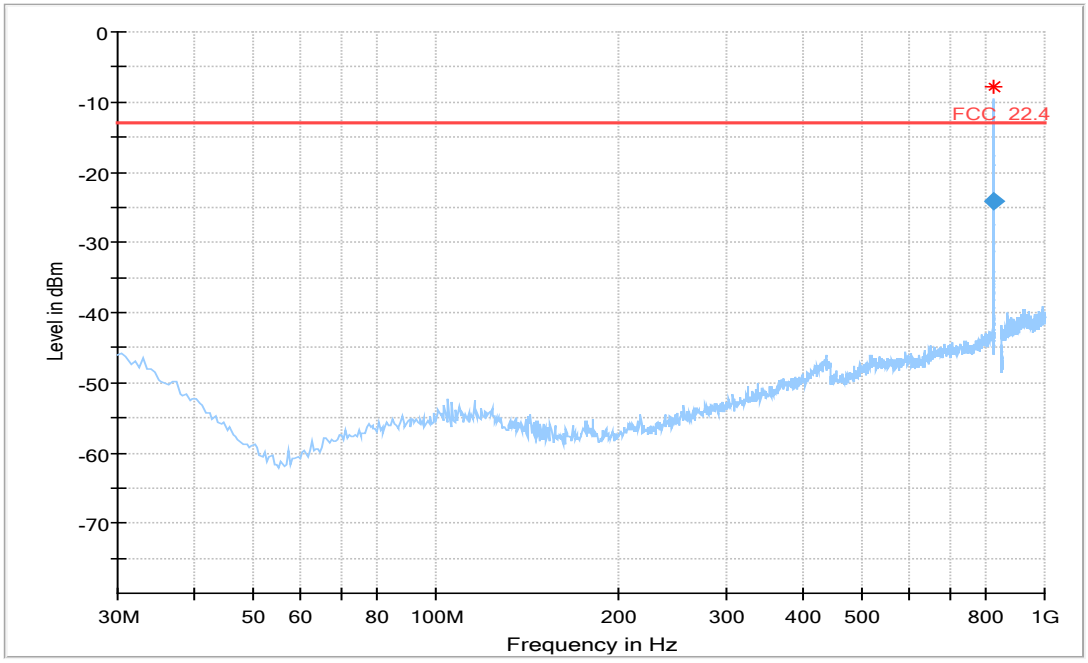

Frequency (MHz)	RMS (dBm)	Limit (dBm)	Margin (dB)	Meas. Time (ms)	Bandwidth (kHz)	Height (cm)	Pol	Azimuth (deg)	Corr. (dB)
823.996000	-24.23	-13.00	11.23	1000.0	50.000	103.0	H	-168.0	-73.1

1 GHz – 10 GHz

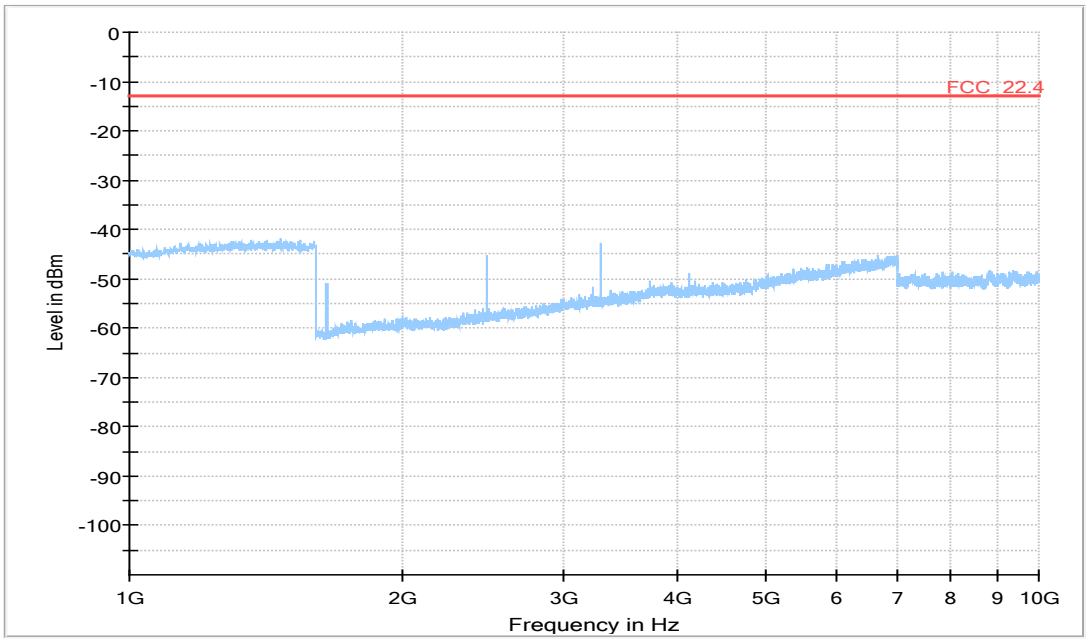

5.4.5 TEST EQUIPMENT USED

- Radiated Emissions

5.5 EMISSION AND OCCUPIED BANDWIDTH

Standard **FCC PART 22 Subpart H**

The test was performed according to:
ANSI C63.26: 2015

5.5.1 TEST DESCRIPTION

This test case is intended to demonstrate compliance to the applicable conducted spurious emission test case per FCC §2.1049 and RSS-GEN 6.7. The limit and the requirements come from the applicable rule part and ISED RSS-Standard for the operating band of the cellular device.

The EUT was connected to the test setups according to the following diagram:

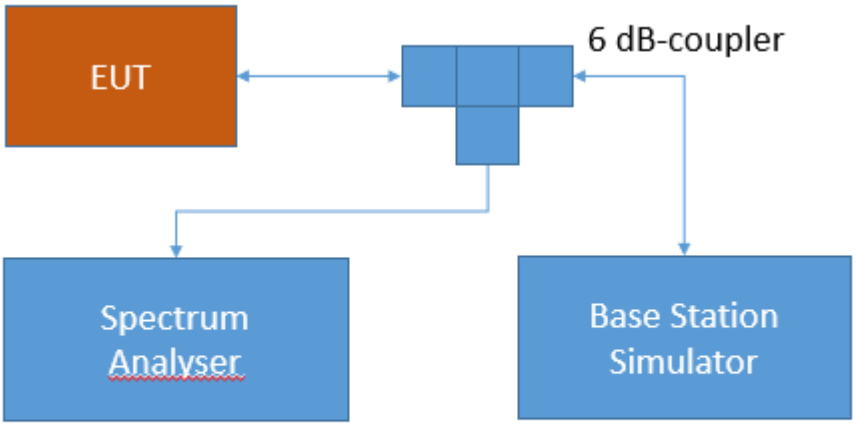

Test Setup FCC Part 22/24/27/90 Cellular;
Spurious Emissions at antenna terminal

The attenuation of the measuring and stimulus path are known for each measured frequency and are considered.

The Spectrum Analyzer settings can be directly found in the measurement diagrams.

5.5.2 TEST REQUIREMENTS / LIMITS

FCC Part 2.1049; Occupied Bandwidth:

The occupied bandwidth, that is the frequency bandwidth such that, below its lower and above its upper frequency limits, the mean powers radiated are each equal to 0.5 percent of the total mean power radiated by a given emission shall be measured under the following conditions as applicable:

(h) Transmitters employing digital modulation techniques—when modulated by an input signal such that its amplitude and symbol rate represent the maximum rated conditions under which the equipment will be operated. The signal shall be applied through any filter networks, pseudo-random generators or other devices required in normal service. Additionally, the occupied bandwidth shall be shown for operation with any devices used for modifying the spectrum when such devices are optional at the discretion of the user.

(i) Transmitters designed for other types of modulation—when modulated by an appropriate signal of sufficient amplitude to be representative of the type of service in which used. A description of the input signal should be supplied.

RSS-GEN; 6.6 Occupied Bandwidth

The emission bandwidth (×dB) is defined as the frequency range between two points, one above and one below the carrier frequency, at which the spectral density of the emission is attenuated × dB below the maximum in-band spectral density of the modulated signal. Spectral density (power per unit bandwidth) is to be measured with a detector of resolution bandwidth in the range of 1% to 5% of the anticipated emission bandwidth, and a video bandwidth at least 3× the resolution bandwidth.

When the occupied bandwidth limit is not stated in the applicable RSS or reference measurement method, the transmitted signal bandwidth shall be reported as the 99% emission bandwidth, as calculated or measured.

5.5.3 TEST PROTOCOL

Ambient temperature: 20 - 28 °C
Relative humidity: 30 - 45 %

Radio Technology	Channel	Re-source Blocks	Bandwidth [MHz]	Nominal BW [MHz]	26 dB BW [kHz]	99 % BW [kHz]
GSM 850	low	-	0.2	0.2	312.63	246.49
GSM 850	mid	-	0.2	0.2	308.62	244.49
GSM 850	high	-	0.2	0.2	310.62	242.48
GSM 850 EDGE	low	-	0.2	0.2	288.58	230.46
GSM 850 EDGE	mid	-	0.2	0.2	292.59	226.45
GSM 850 EDGE	high	-	0.2	0.2	294.59	234.47
FDD V	low	-	5	5	4749.50	4128.26
FDD V	mid	-	5	5	4769.54	4128.26
FDD V	high	-	5	5	4749.50	4128.26
FDD V HSDPA Subtest 1	low	-	5	5	4749.50	4128.26
FDD V HSDPA Subtest 1	mid	-	5	5	4749.50	4128.26
FDD V HSDPA Subtest 1	high	-	5	5	4749.50	4108.22
FDD V HSUPA Subtest 1	low	-	5	5	4789.58	4168.34
FDD V HSUPA Subtest 1	mid	-	5	5	4769.54	4148.29
FDD V HSUPA Subtest 1	high	-	5	5	4769.54	4128.26
FDD V HSUPA Subtest 5	low	-	5	5	4809.62	4168.34
FDD V HSUPA Subtest 5	mid	-	5	5	4769.54	4148.29
FDD V HSUPA Subtest 5	high	-	5	5	4769.54	4148.29
LTE eFDD 5 QPSK	low	6	1.4	1.4	-	1112.22
LTE eFDD 5 QPSK	mid	6	1.4	1.4	-	1106.21
LTE eFDD 5 QPSK	high	6	1.4	1.4	-	1106.21
LTE eFDD 5 16QAM	low	6	1.4	1.4	-	1100.20
LTE eFDD 5 16QAM	mid	6	1.4	1.4	-	1112.22
LTE eFDD 5 16QAM	high	6	1.4	1.4	-	1100.20
LTE eFDD 5 QPSK	low	15	3	3	-	2753.51
LTE eFDD 5 QPSK	mid	15	3	3	-	2753.51
LTE eFDD 5 QPSK	high	15	3	3	-	2753.51
LTE eFDD 5 16QAM	low	15	3	3	-	2777.56
LTE eFDD 5 16QAM	mid	15	3	3	-	2741.48
LTE eFDD 5 16QAM	high	15	3	3	-	2753.51
LTE eFDD 5 QPSK	low	25	5	5	-	4529.06
LTE eFDD 5 QPSK	mid	25	5	5	-	4529.06
LTE eFDD 5 QPSK	high	25	5	5	-	4529.06
LTE eFDD 5 16QAM	low	25	5	5	-	4529.06
LTE eFDD 5 16QAM	mid	25	5	5	-	4529.06
LTE eFDD 5 16QAM	high	25	5	5	-	4549.10
LTE eFDD 5 QPSK	low	50	10	10	-	8977.96
LTE eFDD 5 QPSK	mid	50	10	10	-	9018.04
LTE eFDD 5 QPSK	high	50	10	10	-	8977.96
LTE eFDD 5 16QAM	low	12	10	10	-	2444.89

LTE eFDD 5 16QAM	mid	12	10	10	-	2525.05
LTE eFDD 5 16QAM	high	12	10	10	-	2484.97
LTE eFDD 26 QPSK	low	6	1.4	1.4	-	1106.21
LTE eFDD 26 QPSK	mid	6	1.4	1.4	-	1106.21
LTE eFDD 26 QPSK	high	6	1.4	1.4	-	1100.2
LTE eFDD 26 16QAM	low	6	1.4	1.4	-	1106.21
LTE eFDD 26 16QAM	mid	6	1.4	1.4	-	1100.20
LTE eFDD 26 16QAM	high	6	1.4	1.4	-	1100.20
LTE eFDD 26 QPSK	low	15	3	3	-	2753.51
LTE eFDD 26 QPSK	mid	15	3	3	-	2753.51
LTE eFDD 26 QPSK	high	15	3	3	-	2753.51
LTE eFDD 26 16QAM	low	15	3	3	-	2765.53
LTE eFDD 26 16QAM	mid	15	3	3	-	2741.48
LTE eFDD 26 16QAM	high	15	3	3	-	2753.51
LTE eFDD 26 QPSK	low	25	5	5	-	4529.06
LTE eFDD 26 QPSK	mid	25	5	5	-	4529.06
LTE eFDD 26 QPSK	high	25	5	5	-	4509.02
LTE eFDD 26 16QAM	low	25	5	5	-	4529.06
LTE eFDD 26 16QAM	mid	25	5	5	-	4529.06
LTE eFDD 26 16QAM	high	25	5	5	-	4529.06
LTE eFDD 26 QPSK	low	50	10	10	-	8977.96
LTE eFDD 26 QPSK	mid	50	10	10	-	9018.04
LTE eFDD 26 QPSK	high	50	10	10	-	8977.96
LTE eFDD 26 16QAM	low	12	10	10	-	2525.05
LTE eFDD 26 16QAM	mid	12	10	10	-	2525.05
LTE eFDD 26 16QAM	high	12	10	10	-	2484.97

Remark: Please see next sub-clause for the measurement plot.

5.5.4 MEASUREMENT PLOT (EXAMPLE PLOT, SHOWING WORST CASE, IF APPLICABLE)

GSM 850, Channel = mid

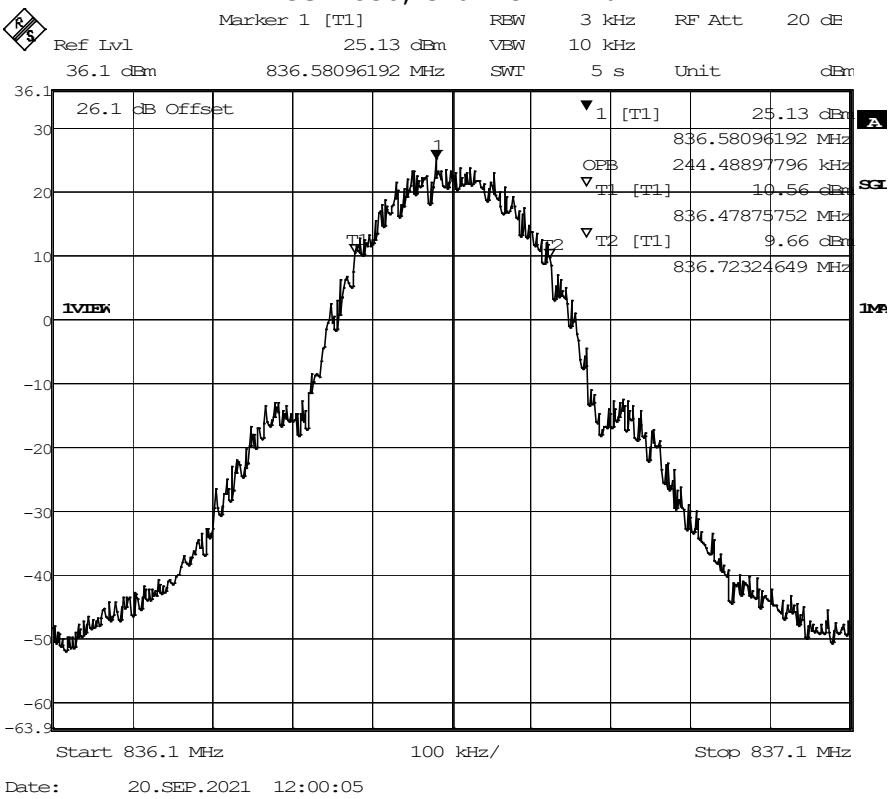

EDGE 850, Channel = mid

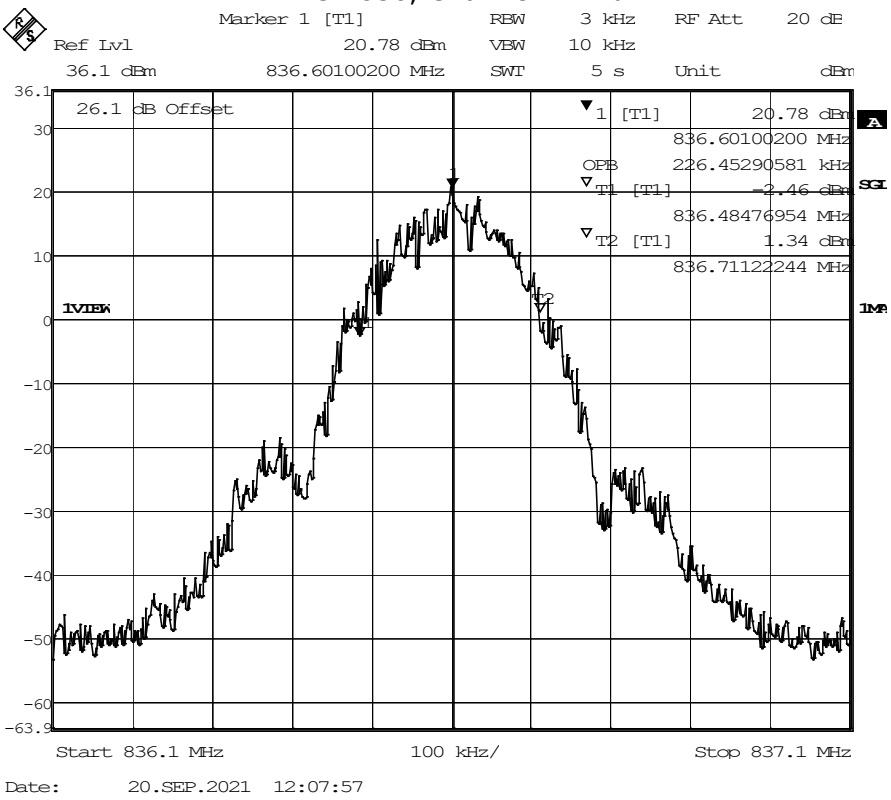

WCDMA FDD 5, Channel = mid

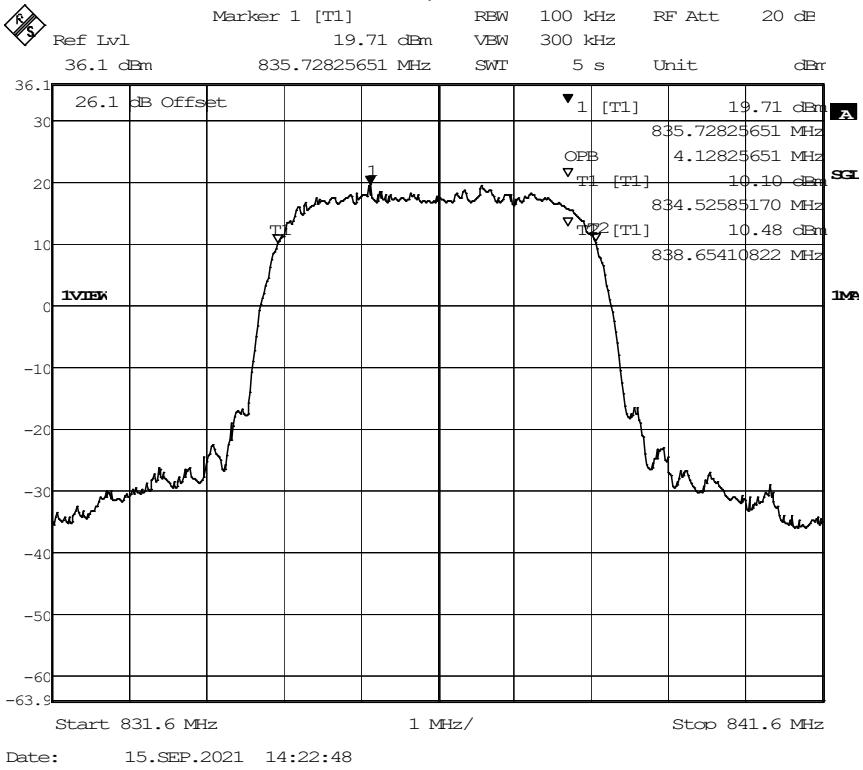

HSDPA FDD 5, Channel = mid

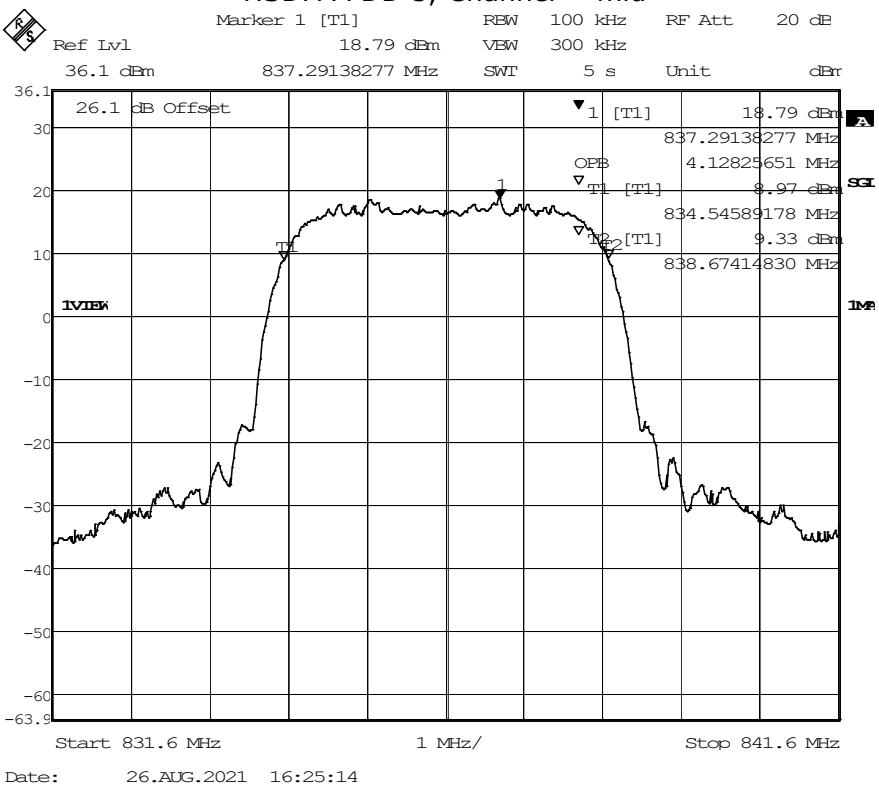

HSUPA FDD 5, Channel = mid

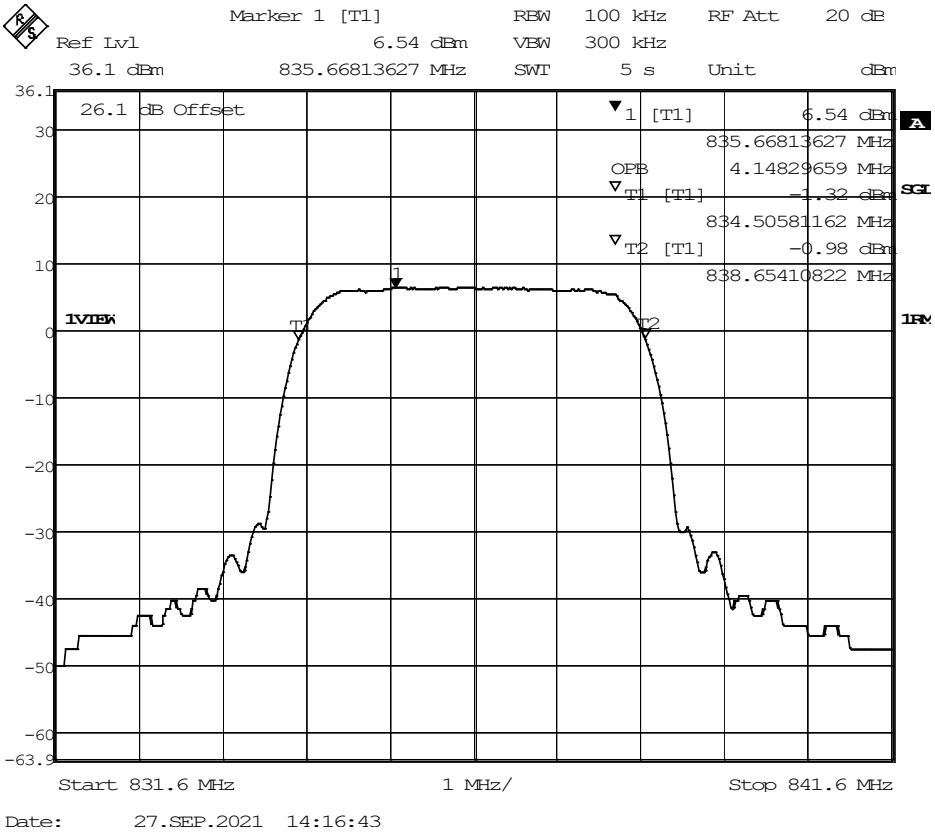

Date: 27.SEP.2021 14:16:43

LTE eFDD 5 QPSK 5 MHz, Channel = mid

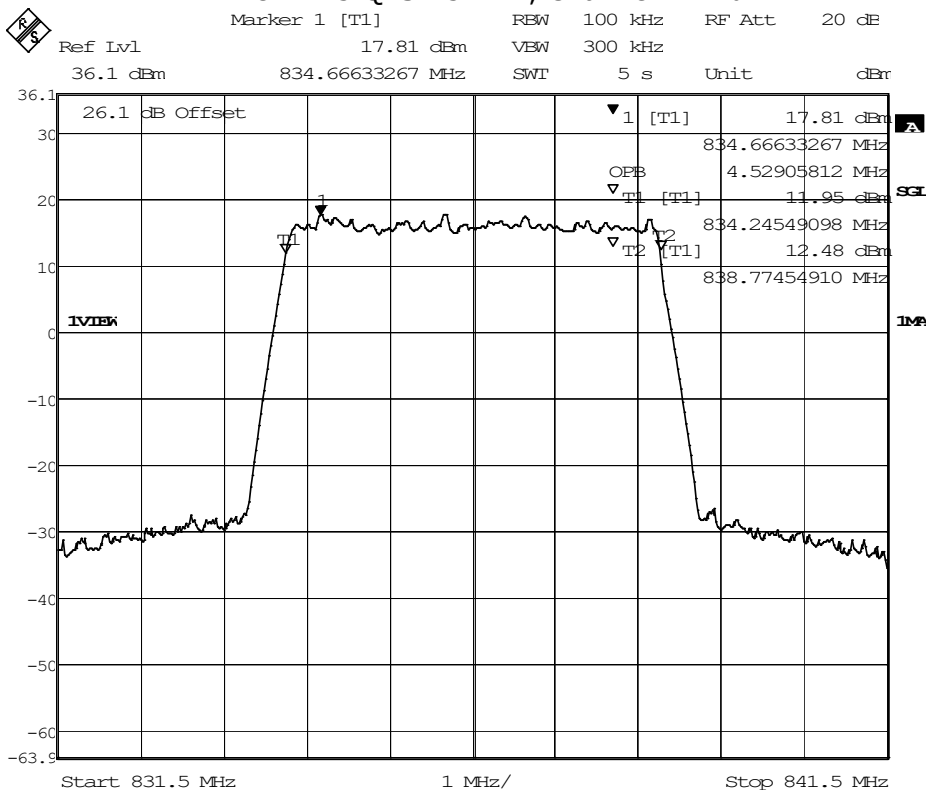

Date: 10.AUG.2021 17:10:04

LTE eFDD 26 QPSK 10 MHz, Channel = mid

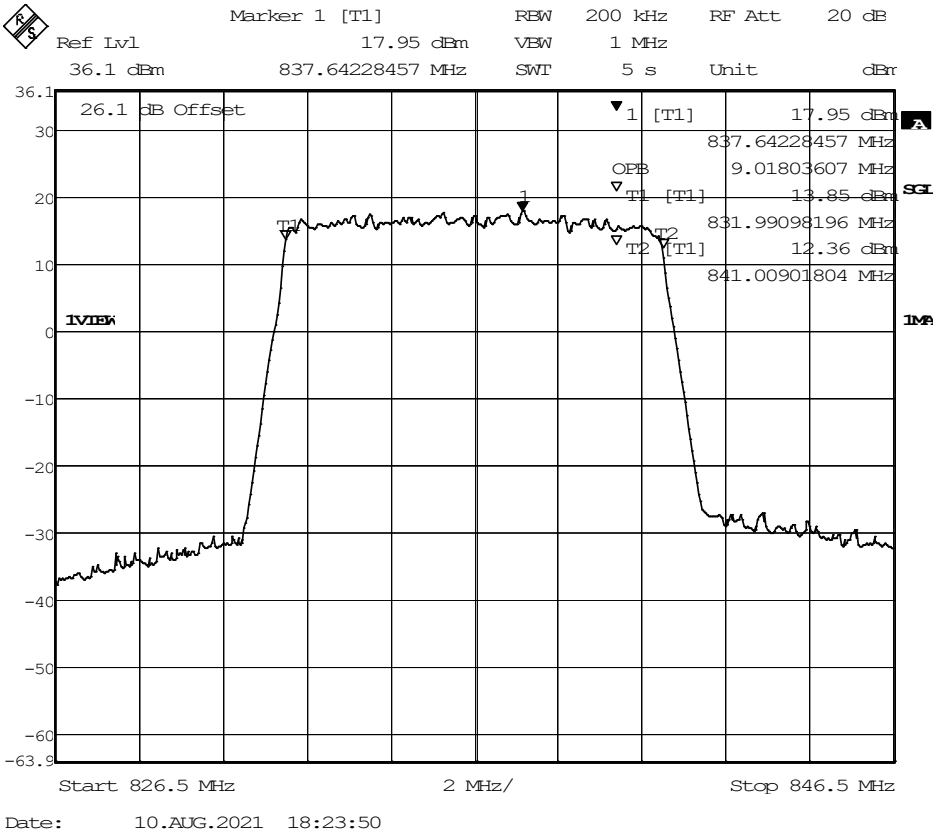

5.5.5 TEST EQUIPMENT USED

- Radio Lab

5.6 BAND EDGE COMPLIANCE

Standard **FCC PART 22 Subpart H**

The test was performed according to:
ANSI C63.26: 2015

5.6.1 TEST DESCRIPTION

This test case is intended to demonstrate compliance to the applicable conducted spurious emission test case per § 2. 1051 and RSS-GEN 6.13. The limit comes from the applicable rule part and ISED RSS-Standard for the operating band of the cellular device.

The EUT was connected to the test setup according to the following diagram:

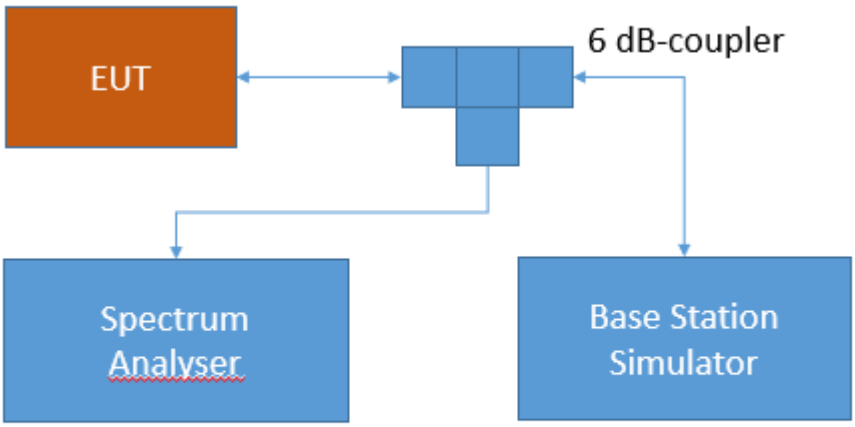

Test Setup FCC Part 22/24/27/90 Cellular;
Band edge compliance

The attenuation of the measuring and stimulus path are known for each measured frequency and are considered.

The Spectrum Analyzer settings can be directly found in the measurement diagrams.

5.6.2 TEST REQUIREMENTS / LIMITS

FCC Part 2.1051; Measurement required: Spurious emissions at antenna terminal:

The radio frequency voltage or powers generated within the equipment and appearing on a spurious frequency shall be checked at the equipment output terminals when properly loaded with a suitable artificial antenna. Curves or equivalent data shall show the magnitude of each harmonic and other spurious emission that can be detected when the equipment is operated under the conditions specified in §2.1049 as appropriate. The magnitude of spurious emissions which are attenuated more than 20 dB below the permissible value need not be specified.

Part 22, Subpart H – Cellular Radiotelephone Service

§22 917 – Emission limitations for cellular equipment

(a) Out of band emissions. The power of any emission outside of the authorized operating frequency ranges must be attenuated below the transmitting power (P) by a factor of at least 43 + 10 log(P) dB.

RSS-132; 5.5 Transmitter Unwanted Emissions

Mobile and base station equipment shall comply with the limits in (i) and (ii) below.

1. In the first 1.0 MHz band immediately outside and adjacent to each of the sub-bands specified in Section 5.1, the power of emissions per any 1% of the occupied bandwidth shall be attenuated (in dB) below the transmitter output power P (dBW) by at least 43 + 10 $\log_{10}$p (watts).
2. After the first 1.0 MHz immediately outside and adjacent to each of the sub-bands, the power of emissions in any 100 kHz bandwidth shall be attenuated (in dB) below the transmitter output power P (dBW) by at least 43 + 10 $\log_{10}$ p (watts). If the measurement is performed using 1% of the occupied bandwidth, power integration over 100 kHz is required.

5.6.3 TEST PROTOCOL

Ambient temperature: 20 - 28 °C
Relative humidity: 30 - 45 %

Radio Technology	Channel	Ressource Blocks / Subcarrier	Bandwidth [MHz]	Peak [dBm]	Average [dBm]	RMS [dBm]	Limit [dBm]	Margin to Limit [dB]
GSM 850	low	-	0.2	-17.21	-38.57	-29.69	-13	16.69
GSM 850	high	-	0.2	-19.92	-40.34	-30.2	-13	17.2
GSM 850 EDGE	low	-	0.2	-27.34	-44.82	-36.56	-13	23.56
GSM 850 EDGE	high	-	0.2	-26.69	-47.29	-38.44	-13	25.44
FDD V	low	-	5	-19.54	-28.84	-28.10	-13	15.1
FDD V	high	-	5	-18.25	-28.34	-27.42	-13	14.42
FDD V HSDPA Subtest 1	low	-	5	-20.01	-28.58	-27.64	-13	14.64
FDD V HSDPA Subtest 1	high	-	5	-18.92	-29.10	-28.10	-13	15.1
FDD V HSUPA Subtest 1	low	-	5	-18.20	-28.10	-27.00	-13	14
FDD V HSUPA Subtest 1	high	-	5	-18.85	-29.10	-28.34	-13	15.34
FDD V HSUPA Subtest 5	low	-	5	-18.03	-26.80	-26.40	-13	13.4
FDD V HSUPA Subtest 5	high	-	5	-21.13	-31.17	-30.22	-13	17.22
LTE eFDD 5 QPSK	low	6	1.4	-21.13	-31.19	-29.82	-13	16.82
LTE eFDD 5 QPSK	high	6	1.4	-19.35	-32.44	-30.98	-13	17.98
LTE eFDD 5 16QAM	low	6	1.4	-22.95	-33.44	-31.86	-13	18.86
LTE eFDD 5 16QAM	high	6	1.4	-22.56	-34.86	-33.02	-13	20.02
LTE eFDD 5 QPSK	low	15	3	-15.72	-30.52	-28.1	-13	15.1
LTE eFDD 5 QPSK	high	15	3	-17.41	-31.86	-29.36	-13	16.36
LTE eFDD 5 16QAM	low	15	3	-18.68	-32.62	-29.92	-13	16.92
LTE eFDD 5 16QAM	high	15	3	-18.79	-33.89	-31.51	-13	18.51
LTE eFDD 5 QPSK	low	25	5	-16.4	-32.62	-29.64	-13	16.64
LTE eFDD 5 QPSK	high	25	5	-15.03	-33.44	-29.92	-13	16.92
LTE eFDD 5 16QAM	low	25	5	-15.68	-33.89	-30.52	-13	17.52
LTE eFDD 5 16QAM	high	25	5	-17.91	-35.94	-32.23	-13	19.23
LTE eFDD 5 QPSK	low	50	10	-17.28	-35.38	-33.02	-13	20.02
LTE eFDD 5 QPSK	high	50	10	-17.91	-36.54	-34.36	-13	21.36
LTE eFDD 5 16QAM	low	12	10	-13.41	-31.51	-28.58	-13	15.58
LTE eFDD 5 16QAM	high	12	10	-14.96	-32.23	-29.36	-13	16.36
LTE eFDD 26 QPSK	low	6	1.4	-20.98	-31.86	-30.22	-13	17.22
LTE eFDD 26 QPSK	high	6	1.4	-19.74	-33.02	-31.17	-13	18.17
LTE eFDD 26 16QAM	low	6	1.4	-21.63	-33.02	-31.51	-13	18.51
LTE eFDD 26 16QAM	high	6	1.4	-23.82	-34.86	-33.02	-13	20.02
LTE eFDD 26 QPSK	low	15	3	-16.08	-30.22	-27.64	-13	14.64
LTE eFDD 26 QPSK	high	15	3	-17.63	-33.44	-30.84	-13	17.84
LTE eFDD 26 16QAM	low	15	3	-18.54	-32.62	-30.22	-13	17.22
LTE eFDD 26 16QAM	high	15	3	-19.05	-34.36	-31.51	-13	18.51
LTE eFDD 26 QPSK	low	25	5	-16.20	-32.62	-29.36	-13	16.36
LTE eFDD 26 QPSK	high	25	5	-17.08	-34.86	-31.51	-13	18.51
LTE eFDD 26 16QAM	low	25	5	-15.71	-33.89	-30.52	-13	17.52
LTE eFDD 26 16QAM	high	25	5	-16.76	-35.94	-32.23	-13	19.23

LTE eFDD 26 QPSK	low	50	10	-17.82	-35.94	-33.02	-13	20.02
LTE eFDD 26 QPSK	high	50	10	-18.40	-37.19	-34.86	-13	21.86
LTE eFDD 26 16QAM	low	12	10	-12.54	-28.84	-26.02	-13	13.02
LTE eFDD 26 16QAM	high	12	10	-14.06	-29.92	-27.21	-13	14.21

Remark: Please see next sub-clause for the measurement plot.

5.6.4 MEASUREMENT PLOT (EXAMPLE PLOT, SHOWING WORST CASE, IF APPLICABLE)

GSM 850, Channel = low

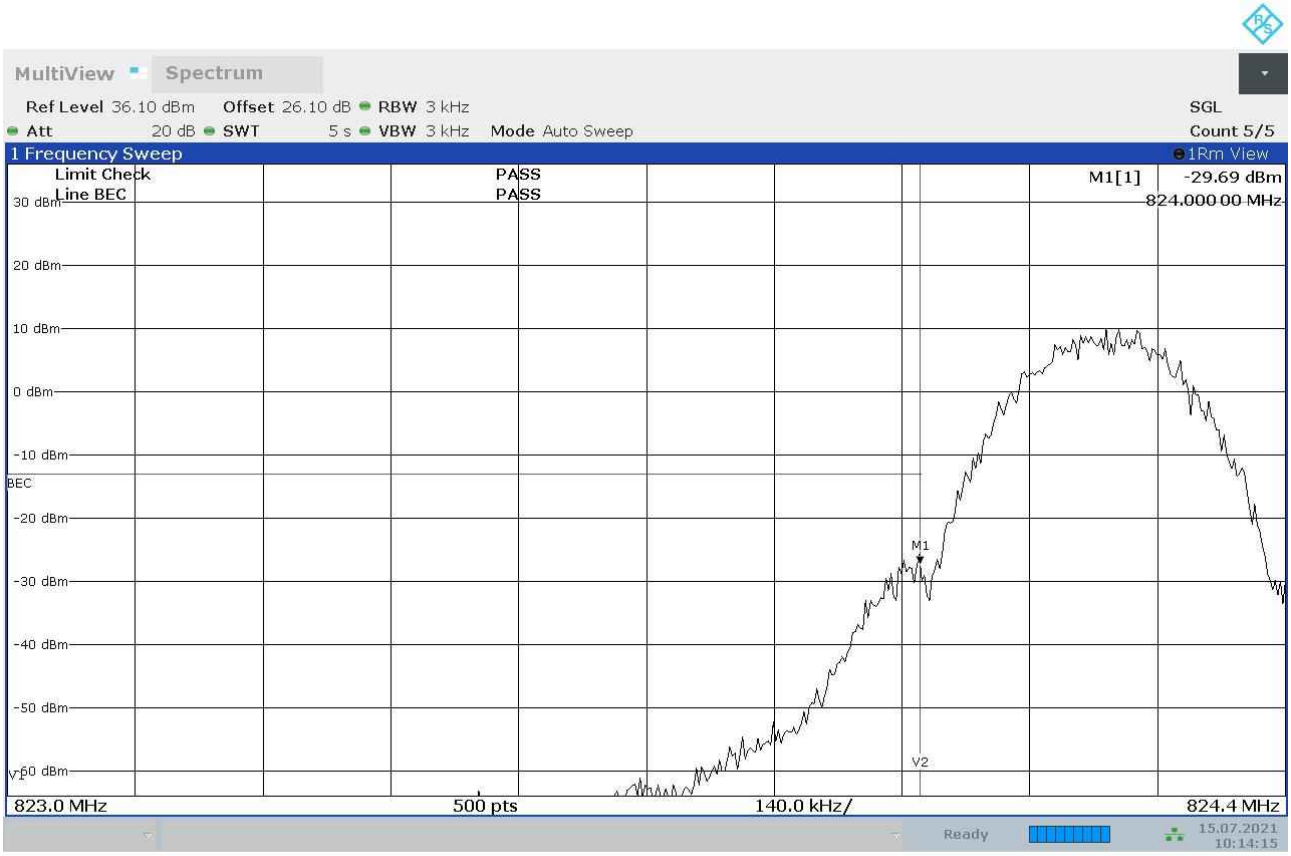

10:14:16 15.07.2021

EDGE 850, Channel = low

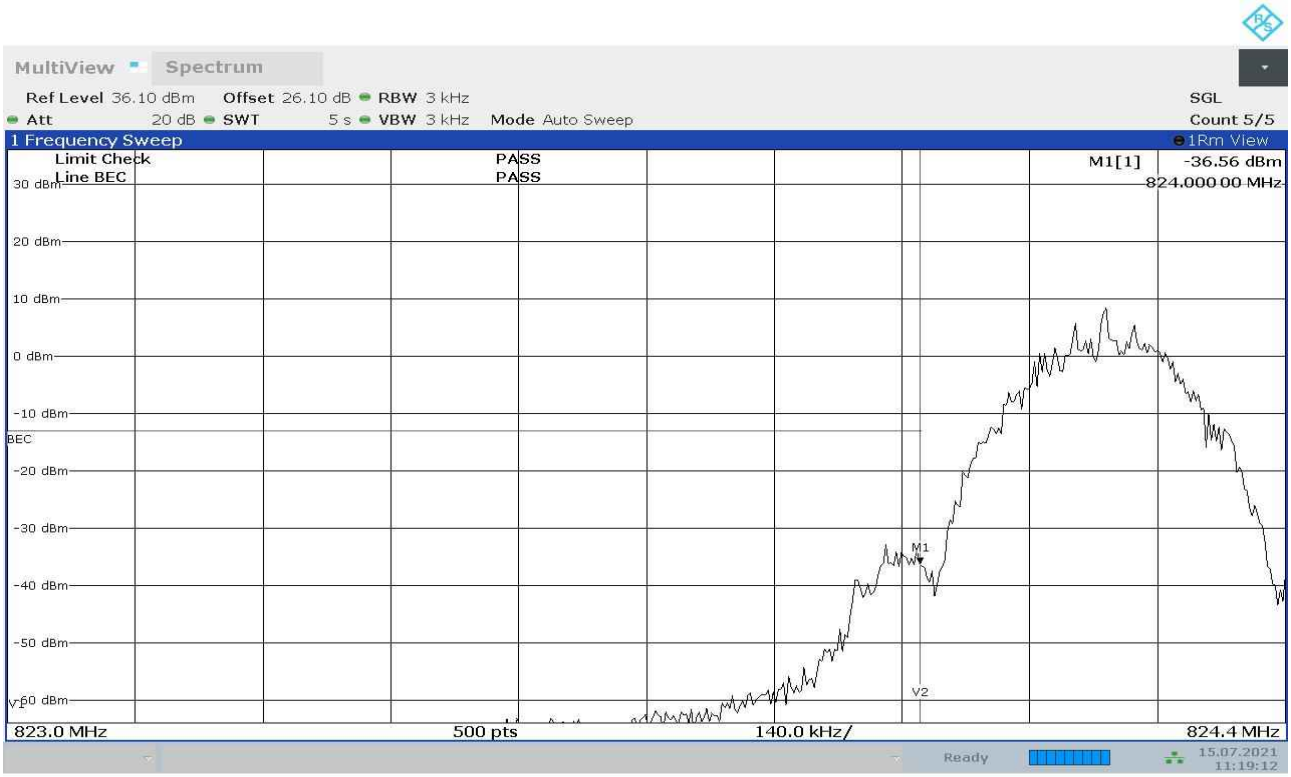

11:19:12 15.07.2021

WCDMA FDD 5, Channel = high

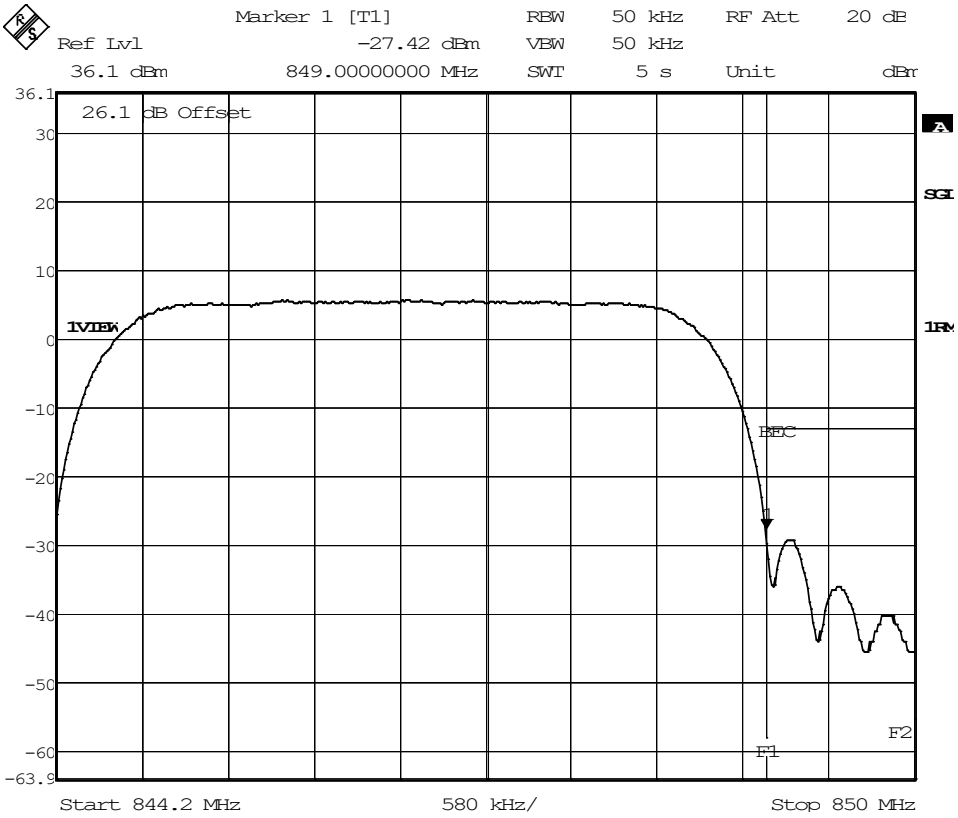

HSDPA FDD 5, Channel = low

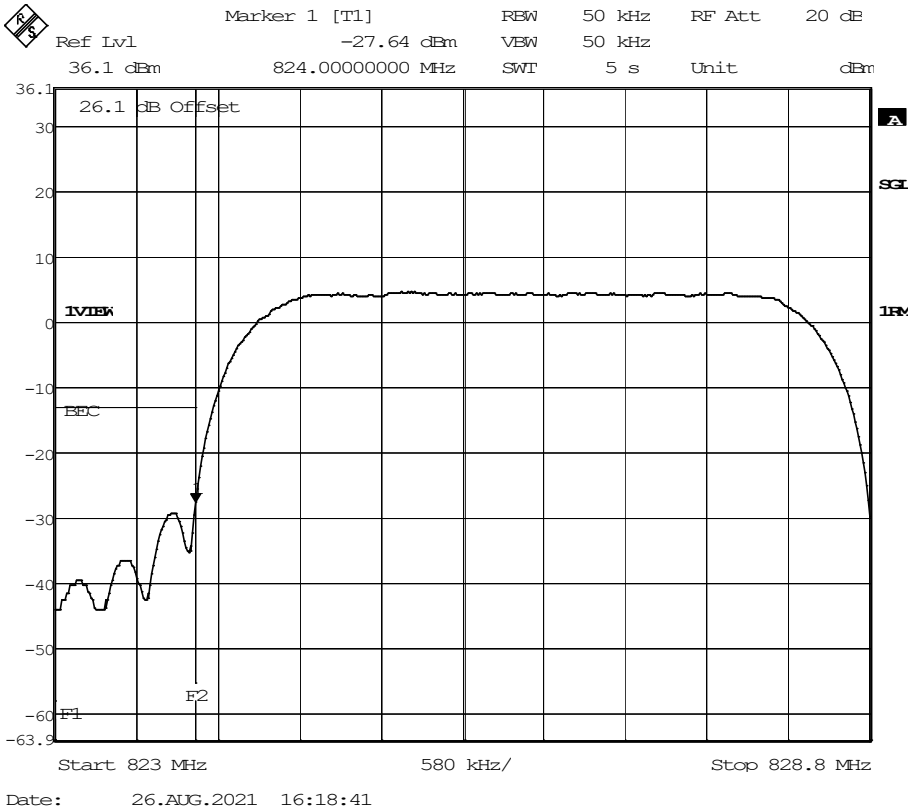

HSUPA FDD 5 Subtest 5, Channel = low

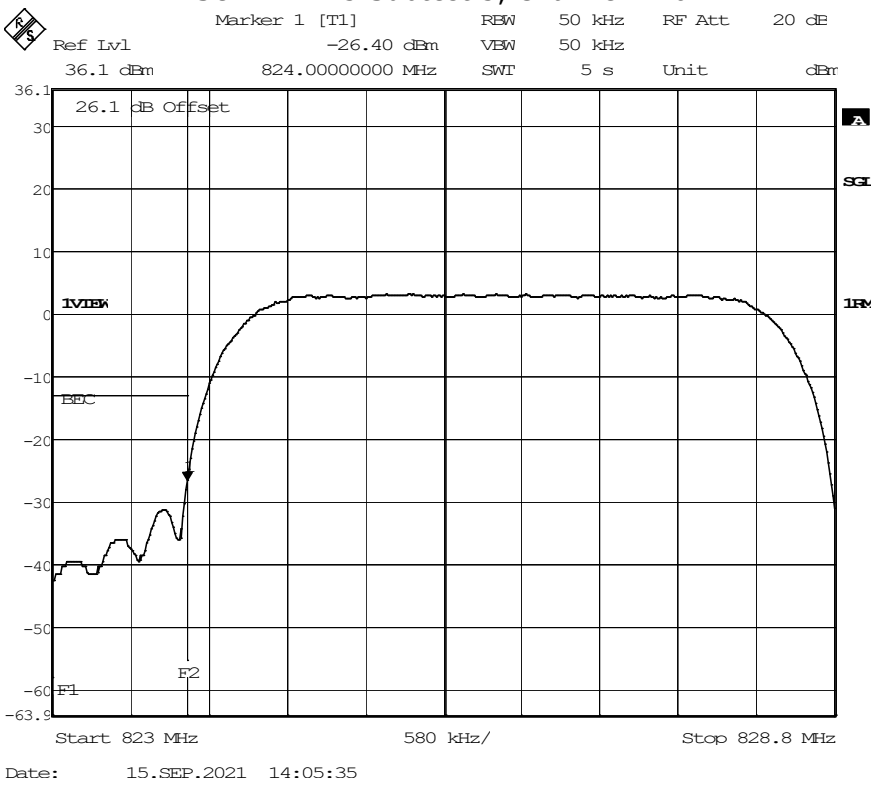

LTE eFDD 5 QPSK 3 MHz, Channel = low

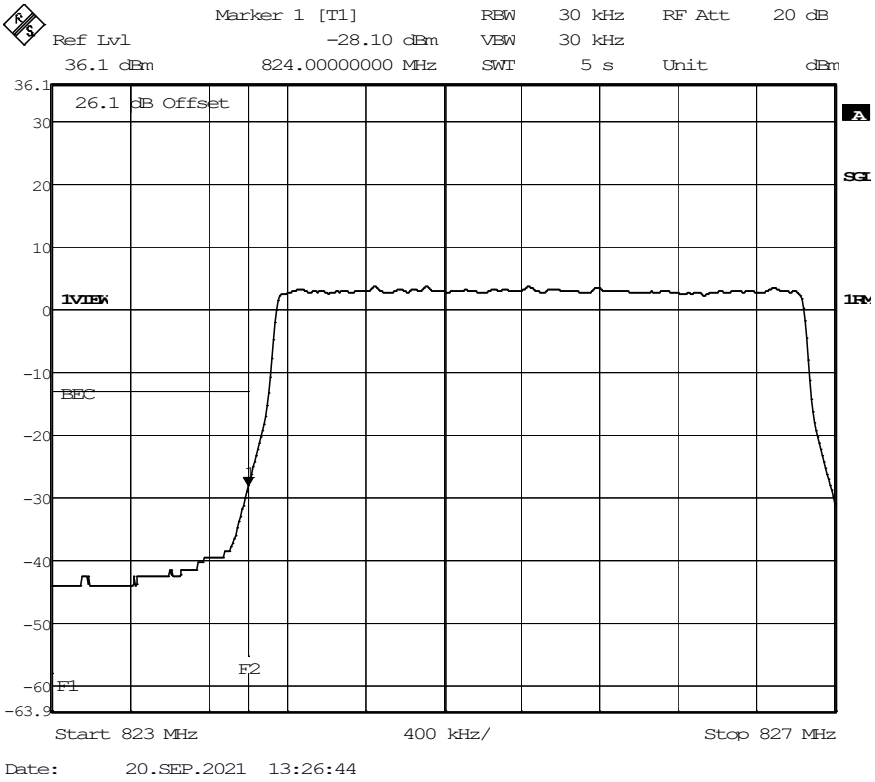

LTE eFDD 26 16QAM 10 MHz, Channel = low

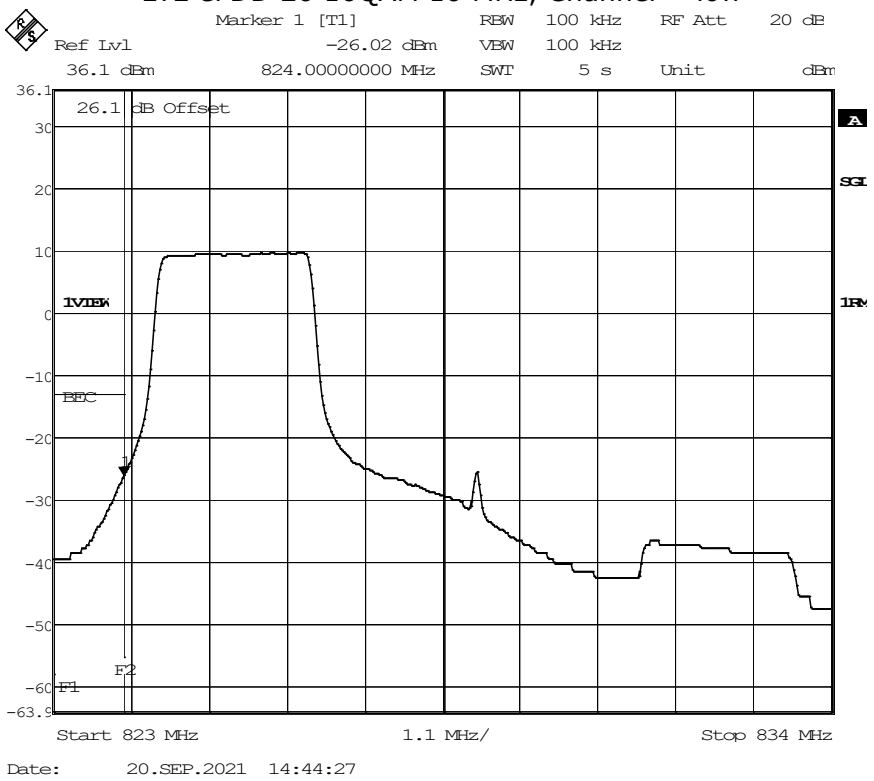

5.6.5 TEST EQUIPMENT USED

- Radio Lab

5.7 PEAK-AVERAGE-RATIO

Standard **FCC PART 22 Subpart H**

The test was performed according to:
ANSI C63.26: 2015

5.7.1 TEST DESCRIPTION

This test case is intended to demonstrate compliance of the EUT to the peak-to-average limits and requirements of the applicable rule part and ISED RSS-Standard for the operating band of the cellular device.

The EUT was connected to the test setup according to the following diagram:

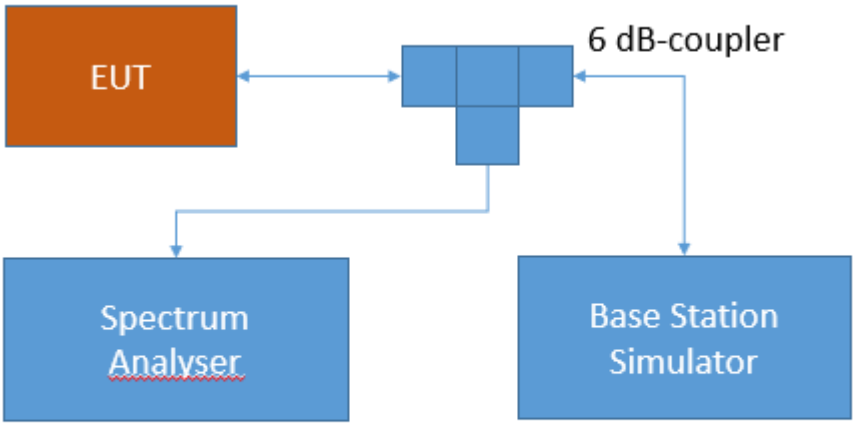

Test Setup FCC Part 22/24/27/90 Cellular;
Peak-average ratio

The attenuation of the measuring and stimulus path are known for each measured frequency and are considered.

The Spectrum Analyzer settings can be directly found in the measurement diagrams. The internal CCDF (complementary cumulative distribution function) of the spectrum analyser is used for this measurement

5.7.2 TEST REQUIREMENTS / LIMITS

FCC Part 22, § 22.913

There exists no applicable limit

RSS-132; 5.4 Transmitter Output Power and Equivalent Isotropically Radiated Power

In addition, the peak-to-average power ratio (PAPR) of the transmitter shall not exceed 13 dB for more than 0.1% of the time using a signal corresponding to the highest PAPR during periods of continuous transmission.

5.7.3 TEST PROTOCOL

Ambient temperature: 20 - 28 °C
Relative humidity: 30 - 45 %

Radio Technology	Channel	Re-source Blocks	Bandwidth [MHz]	Peak to Average Ratio [dB]	Limit (IC) [dB]
GSM 850	low	-	0.2	0.59	13
GSM 850	mid	-	0.2	0.61	13
GSM 850	high	-	0.2	0.59	13
GSM 850 EDGE	low	-	0.2	3.41	13
GSM 850 EDGE	mid	-	0.2	3.49	13
GSM 850 EDGE	high	-	0.2	3.65	13
FDD V	low	-	5	5.44	13
FDD V	mid	-	5	5.52	13
FDD V	high	-	5	5.65	13
FDD V HSDPA Subtest 1	low	-	5	5.59	13
FDD V HSDPA Subtest 1	mid	-	5	5.39	13
FDD V HSDPA Subtest 1	high	-	5	2.94	13
FDD V HSUPA Subtest 1	low	-	5	5.92	13
FDD V HSUPA Subtest 1	mid	-	5	5.82	13
FDD V HSUPA Subtest 1	high	-	5	5.8	13
FDD V HSUPA Subtest 5	low	-	5	7.73	13
FDD V HSUPA Subtest 5	mid	-	5	6.92	13
FDD V HSUPA Subtest 5	high	-	5	6.73	13
LTE eFDD 5 QPSK	low	6	1.4	5.42	13
LTE eFDD 5 QPSK	mid	6	1.4	5.54	13
LTE eFDD 5 QPSK	high	6	1.4	5.42	13
LTE eFDD 5 16QAM	low	6	1.4	6.43	13
LTE eFDD 5 16QAM	mid	6	1.4	6.46	13
LTE eFDD 5 16QAM	high	6	1.4	6.38	13
LTE eFDD 26 QPSK	low	6	1.4	5.04	13
LTE eFDD 26 QPSK	mid	6	1.4	5.13	13
LTE eFDD 26 QPSK	high	6	1.4	5.04	13
LTE eFDD 26 16QAM	low	6	1.4	6	13
LTE eFDD 26 16QAM	mid	6	1.4	6.06	13
LTE eFDD 26 16QAM	high	6	1.4	5.94	13

Remark: Please see next sub-clause for the measurement plot.

5.7.4 MEASUREMENT PLOT (EXAMPLE PLOT, SHOWING WORST CASE, IF APPLICABLE)

LTE eFDD 5 16QAM, Channel = mid

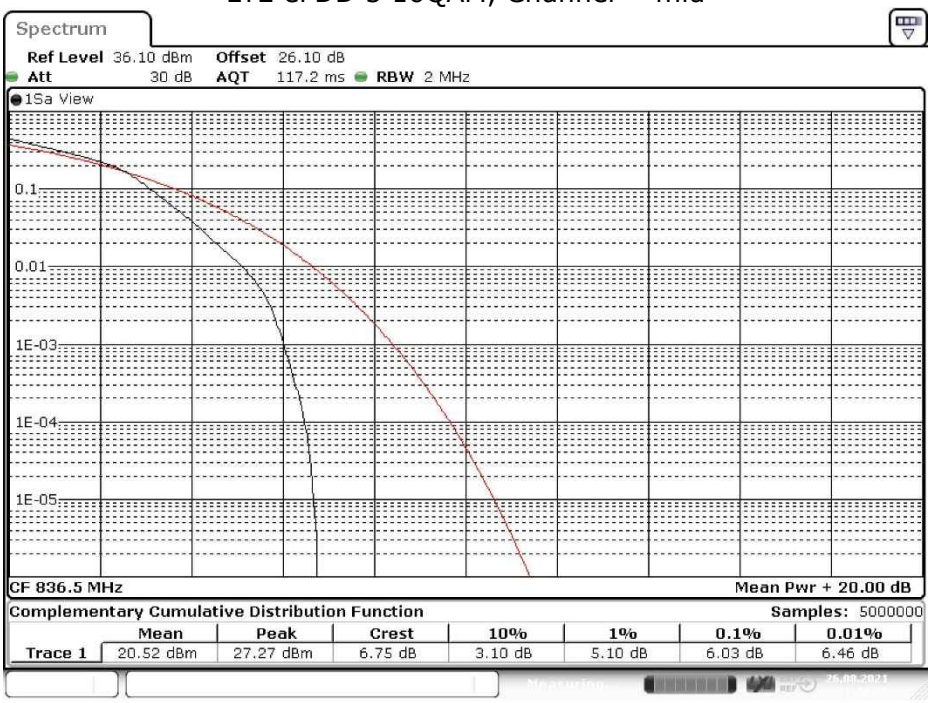

Date: 26.AUG.2021 19:44:30

LTE eFDD 26 16QAM, Channel = mid

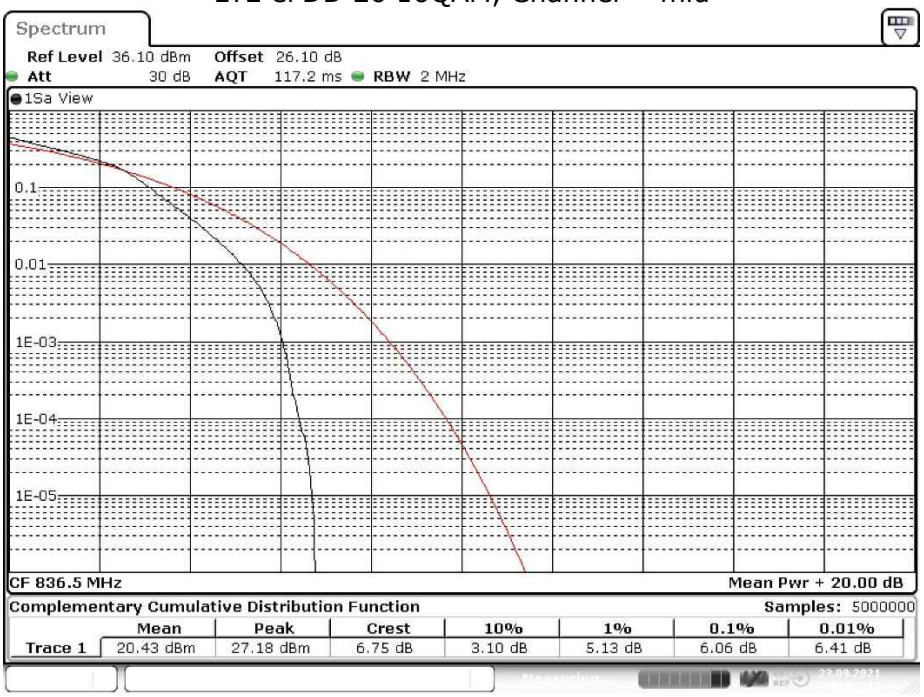

Date: 23.SEP.2021 09:07:13

5.7.5 TEST EQUIPMENT USED

- Radio Lab

5.8 RF OUTPUT POWER

Standard **FCC PART 24 Subpart E**

The test was performed according to:
ANSI C63.26: 2015

5.8.1 TEST DESCRIPTION

This test case is intended to demonstrate compliance to the applicable RF Output power test case per § 2.1046 and RSS-GEN 6.12. The limit and the requirements come from the applicable rule part and ISED RSS-Standard for the operating band of the cellular device.

The EUT was connected to the test setup according to the following diagram:

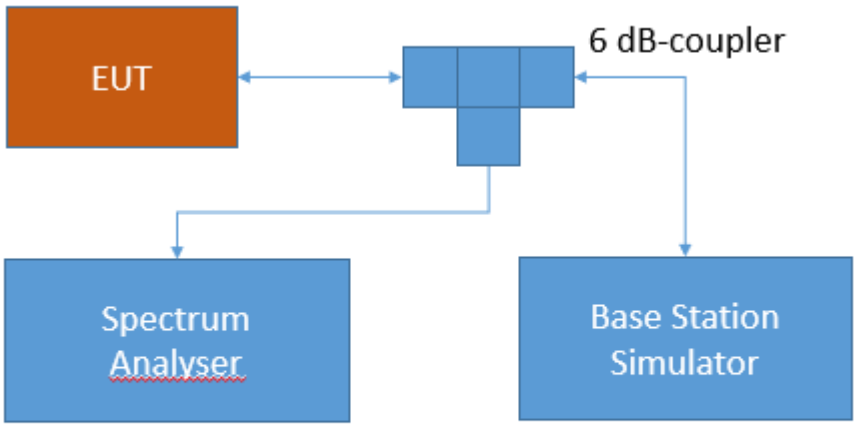

Test Setup FCC Part 22/24/27/90 Cellular;
RF Output power

The attenuation of the measuring and stimulus path are known for each measured frequency and are considered.

The Spectrum Analyzer settings can be directly found in the measurement diagrams.

5.8.2 TEST REQUIREMENTS / LIMITS

FCC Part 24, § 24.232

(c) Mobile and portable stations are limited to 2 watts EIRP and the equipment must employ a means for limiting power to the minimum necessary for successful communications.

RSS-133; 6.4 Transmitter Output Power and Equivalent Isotropically Radiated Power

The equivalent isotropically radiated power (e.i.r.p.) for transmitters shall not exceed the limits given in SRSP-510.

SRSP-510; 5.1.2 Radiated Power and Antenna Height Limits – Mobile Stations

Mobile stations and hand-held portables are limited to 2 watts maximum e.i.r.p. The equipment shall employ means to limit the power to the minimum necessary for successful communication.

5.8.3 TEST PROTOCOL

Ambient temperature: 20 - 28 °C
Relative humidity: 30 - 45 %

Radio Technology	Channel	Re-source Blocks	Band-width [MHz]	Peak Cond. Power [dBm]	Average Cond. Power [dBm]	RMS Cond. Power [dBm]	FCC EIRP Limit [W]	IC EIRP Limit [W]	Max Antenna Gain FCC [dBi]	Max Antenna Gain IC [dBi]
GSM 1900	low	-	0.2	29.10	28.42	28.55	2	2	3.90	3.90
GSM 1900	mid	-	0.2	28.93	28.28	28.42	2	2	4.07	4.07
GSM 1900	high	-	0.2	28.89	28.22	28.36	2	2	4.11	4.11
GSM 1900 EDGE	low	-	0.2	28.02	24.71	25.20	2	2	4.98	4.98
GSM 1900 EDGE	mid	-	0.2	28.07	24.95	25.28	2	2	4.93	4.93
GSM 1900 EDGE	high	-	0.2	28.02	24.64	25.14	2	2	4.98	4.98
FDD II	low	-	5	28.52	22.95	23.08	2	2	9.92	9.92
FDD II	mid	-	5	28.12	22.80	23.01	2	2	9.99	9.99
FDD II	high	-	5	28.12	22.91	23.04	2	2	9.96	9.96
FDD II HSDPA Subtest 1	low	-	5	27.62	22.39	22.59	2	2	10.41	10.41
FDD II HSDPA Subtest 1	mid	-	5	27.49	21.98	22.48	2	2	10.52	10.52
FDD II HSDPA Subtest 1	high	-	5	27.62	22.00	22.36	2	2	10.64	10.64
FDD II HSDPA Subtest 2	low	-	5	28.64	22.61	22.37	2	2	10.63	10.63
FDD II HSDPA Subtest 2	mid	-	5	28.39	21.74	22.26	2	2	10.74	10.74
FDD II HSDPA Subtest 2	high	-	5	28.27	21.67	22.18	2	2	10.82	10.82
FDD II HSDPA Subtest 3	low	-	5	28.89	21.82	22.59	2	2	10.41	10.41
FDD II HSDPA Subtest 3	mid	-	5	28.52	21.58	22.75	2	2	10.25	10.25
FDD II HSDPA Subtest 3	high	-	5	28.12	21.82	22.59	2	2	10.41	10.41
FDD II HSDPA Subtest 4	low	-	5	28.64	22.03	22.83	2	2	10.17	10.17
FDD II HSDPA Subtest 4	mid	-	5	28.39	21.81	22.64	2	2	10.36	10.36
FDD II HSDPA Subtest 4	high	-	5	27.99	21.69	22.49	2	2	10.51	10.51
FDD II HSUPA Subtest 1	low	-	5	27.99	21.45	21.59	2	2	11.41	11.41
FDD II HSUPA Subtest 1	mid	-	5	27.75	20.86	22.00	2	2	11.00	11.00
FDD II HSUPA Subtest 1	high	-	5	27.62	21.53	21.47	2	2	11.53	11.53
FDD II HSUPA Subtest 2	low	-	5	28.39	21.43	22.05	2	2	10.95	10.95
FDD II HSUPA Subtest 2	mid	-	5	27.99	21.16	21.85	2	2	11.15	11.15
FDD II HSUPA Subtest 2	high	-	5	27.87	21.17	21.79	2	2	11.21	11.21
FDD II HSUPA Subtest 3	low	-	5	28.12	21.36	21.87	2	2	11.13	11.13
FDD II HSUPA Subtest 3	mid	-	5	27.75	22.02	21.71	2	2	11.29	11.29

FDD II HSUPA Subtest 3	high	-	5	27.75	21.20	21.71	2	2	11.29	11.29
FDD II HSUPA Subtest 4	low	-	5	28.39	19.31	20.00	2	2	13.00	13.00
FDD II HSUPA Subtest 4	mid	-	5	28.64	19.84	20.44	2	2	12.56	12.56
FDD II HSUPA Subtest 4	high	-	5	27.62	19.27	19.82	2	2	13.18	13.18
FDD II HSUPA Subtest 5	low	-	5	28.12	22.20	22.67	2	2	10.33	10.33
FDD II HSUPA Subtest 5	mid	-	5	27.99	22.03	22.41	2	2	10.59	10.59
FDD II HSUPA Subtest 5	high	-	5	27.87	21.43	22.12	2	2	10.88	10.88
LTE eFDD 2 QPSK	low	1	1.4	-	-	22.51	2	2	10.49	10.49
LTE eFDD 2 QPSK	low	3	1.4	-	-	22.10	2	2	10.90	10.90
LTE eFDD 2 QPSK	low	6	1.4	-	-	21.20	2	2	11.80	11.80
LTE eFDD 2 QPSK	mid	1	1.4	-	-	22.79	2	2	10.21	10.21
LTE eFDD 2 QPSK	mid	3	1.4	-	-	22.31	2	2	10.69	10.69
LTE eFDD 2 QPSK	mid	6	1.4	-	-	21.44	2	2	11.56	11.56
LTE eFDD 2 QPSK	high	1	1.4	-	-	22.61	2	2	10.39	10.39
LTE eFDD 2 QPSK	high	3	1.4	-	-	22.34	2	2	10.66	10.66
LTE eFDD 2 QPSK	high	6	1.4	-	-	21.12	2	2	11.88	11.88
LTE eFDD 2 16QAM	low	1	1.4	-	-	21.90	2	2	11.10	11.10
LTE eFDD 2 16QAM	low	6	1.4	-	-	20.25	2	2	12.75	12.75
LTE eFDD 2 16QAM	mid	1	1.4	-	-	21.31	2	2	11.69	11.69
LTE eFDD 2 16QAM	mid	6	1.4	-	-	20.27	2	2	12.73	12.73
LTE eFDD 2 16QAM	high	1	1.4	-	-	21.97	2	2	11.03	11.03
LTE eFDD 2 16QAM	high	6	1.4	-	-	19.90	2	2	13.10	13.10
LTE eFDD 2 QPSK	low	1	3	-	-	22.87	2	2	10.13	10.13
LTE eFDD 2 QPSK	low	15	3	-	-	21.63	2	2	11.37	11.37
LTE eFDD 2 QPSK	mid	1	3	-	-	23.13	2	2	9.87	9.87
LTE eFDD 2 QPSK	mid	15	3	-	-	21.95	2	2	11.05	11.05
LTE eFDD 2 QPSK	high	1	3	-	-	22.85	2	2	10.15	10.15
LTE eFDD 2 QPSK	high	15	3	-	-	21.71	2	2	11.29	11.29
LTE eFDD 2 16QAM	low	1	3	-	-	21.79	2	2	11.21	11.21
LTE eFDD 2 16QAM	low	15	3	-	-	20.63	2	2	12.37	12.37
LTE eFDD 2 16QAM	mid	1	3	-	-	21.97	2	2	11.03	11.03
LTE eFDD 2 16QAM	mid	15	3	-	-	20.88	2	2	12.12	12.12
LTE eFDD 2 16QAM	high	1	3	-	-	22.32	2	2	10.68	10.68
LTE eFDD 2 16QAM	high	15	3	-	-	20.70	2	2	12.30	12.30
LTE eFDD 2 QPSK	low	1	5	-	-	22.85	2	2	10.15	10.15
LTE eFDD 2 QPSK	low	12	5	-	-	21.66	2	2	11.34	11.34
LTE eFDD 2 QPSK	low	25	5	-	-	21.72	2	2	11.28	11.28
LTE eFDD 2 QPSK	mid	1	5	-	-	22.99	2	2	10.01	10.01
LTE eFDD 2 QPSK	mid	12	5	-	-	21.93	2	2	11.07	11.07
LTE eFDD 2 QPSK	mid	25	5	-	-	21.91	2	2	11.09	11.09
LTE eFDD 2 QPSK	high	1	5	-	-	22.75	2	2	10.25	10.25
LTE eFDD 2 QPSK	high	12	5	-	-	21.70	2	2	11.30	11.30
LTE eFDD 2 QPSK	high	25	5	-	-	21.69	2	2	11.31	11.31
LTE eFDD 2 16QAM	low	1	5	-	-	21.78	2	2	11.22	11.22
LTE eFDD 2 16QAM	low	25	5	-	-	20.74	2	2	12.26	12.26
LTE eFDD 2 16QAM	mid	1	5	-	-	21.99	2	2	11.01	11.01
LTE eFDD 2 16QAM	mid	25	5	-	-	20.73	2	2	12.27	12.27

LTE eFDD 2 16QAM	high	1	5	-	-	22.42	2	2	10.58	10.58
LTE eFDD 2 16QAM	high	25	5	-	-	20.62	2	2	12.38	12.38
LTE eFDD 2 QPSK	low	1	10	-	-	23.11	2	2	9.89	9.89
LTE eFDD 2 QPSK	low	50	10	-	-	21.94	2	2	11.06	11.06
LTE eFDD 2 QPSK	mid	1	10	-	-	23.12	2	2	9.88	9.88
LTE eFDD 2 QPSK	mid	50	10	-	-	22.09	2	2	10.91	10.91
LTE eFDD 2 QPSK	high	1	10	-	-	23.11	2	2	9.89	9.89
LTE eFDD 2 QPSK	high	50	10	-	-	21.92	2	2	11.08	11.08
LTE eFDD 2 16QAM	low	1	10	-	-	22.07	2	2	10.93	10.93
LTE eFDD 2 16QAM	low	12	10	-	-	20.33	2	2	12.67	12.67
LTE eFDD 2 16QAM	mid	1	10	-	-	22.69	2	2	10.31	10.31
LTE eFDD 2 16QAM	mid	12	10	-	-	21.82	2	2	11.18	11.18
LTE eFDD 2 16QAM	high	1	10	-	-	21.93	2	2	11.07	11.07
LTE eFDD 2 16QAM	high	12	10	-	-	21.49	2	2	11.51	11.51
LTE eFDD 2 QPSK	low	1	15	-	-	23.00	2	2	10.00	10.00
LTE eFDD 2 QPSK	low	36	15	-	-	22.11	2	2	10.89	10.89
LTE eFDD 2 QPSK	low	75	15	-	-	22.06	2	2	10.94	10.94
LTE eFDD 2 QPSK	mid	1	15	-	-	23.36	2	2	9.64	9.64
LTE eFDD 2 QPSK	mid	36	15	-	-	22.14	2	2	10.86	10.86
LTE eFDD 2 QPSK	mid	75	15	-	-	21.97	2	2	11.03	11.03
LTE eFDD 2 QPSK	high	1	15	-	-	23.04	2	2	9.96	9.96
LTE eFDD 2 QPSK	high	36	15	-	-	21.95	2	2	11.05	11.05
LTE eFDD 2 QPSK	high	75	15	-	-	21.83	2	2	11.17	11.17
LTE eFDD 2 16QAM	low	1	15	-	-	22.05	2	2	10.95	10.95
LTE eFDD 2 16QAM	low	18	15	-	-	20.70	2	2	12.30	12.30
LTE eFDD 2 16QAM	mid	1	15	-	-	21.73	2	2	11.27	11.27
LTE eFDD 2 16QAM	mid	18	15	-	-	21.04	2	2	11.96	11.96
LTE eFDD 2 16QAM	high	1	15	-	-	22.03	2	2	10.97	10.97
LTE eFDD 2 16QAM	high	18	15	-	-	20.98	2	2	12.02	12.02
LTE eFDD 2 QPSK	low	1	20	-	-	23.14	2	2	9.86	9.86
LTE eFDD 2 QPSK	low	100	20	-	-	22.09	2	2	10.91	10.91
LTE eFDD 2 QPSK	mid	1	20	-	-	23.47	2	2	9.53	9.53
LTE eFDD 2 QPSK	mid	100	20	-	-	21.96	2	2	11.04	11.04
LTE eFDD 2 QPSK	high	1	20	-	-	23.25	2	2	9.75	9.75
LTE eFDD 2 QPSK	high	100	20	-	-	21.92	2	2	11.08	11.08
LTE eFDD 2 16QAM	low	1	20	-	-	22.71	2	2	10.29	10.29
LTE eFDD 2 16QAM	low	18	20	-	-	21.91	2	2	11.09	11.09
LTE eFDD 2 16QAM	mid	1	20	-	-	22.34	2	2	10.66	10.66
LTE eFDD 2 16QAM	mid	18	20	-	-	21.82	2	2	11.18	11.18
LTE eFDD 2 16QAM	high	1	20	-	-	21.64	2	2	11.36	11.36
LTE eFDD 2 16QAM	high	18	20	-	-	21.80	2	2	11.20	11.20

Remark: Please see next sub-clause for the measurement plot.

5.8.4 MEASUREMENT PLOT (EXAMPLE PLOT, SHOWING WORST CASE, IF APPLICABLE)

GSM 1900, Channel = low

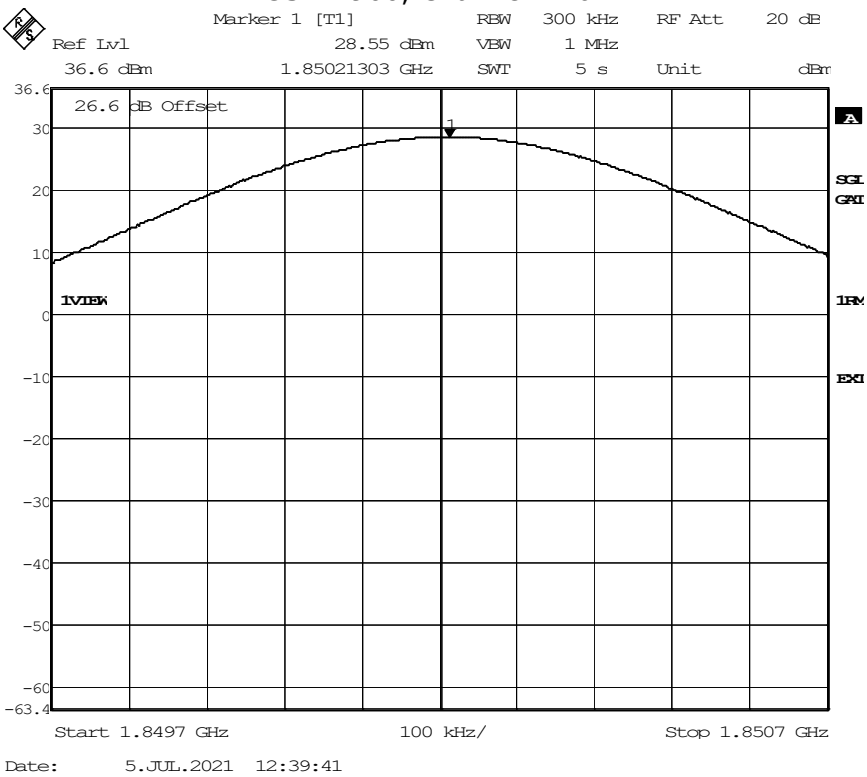

EDGE 1900, Channel = mid

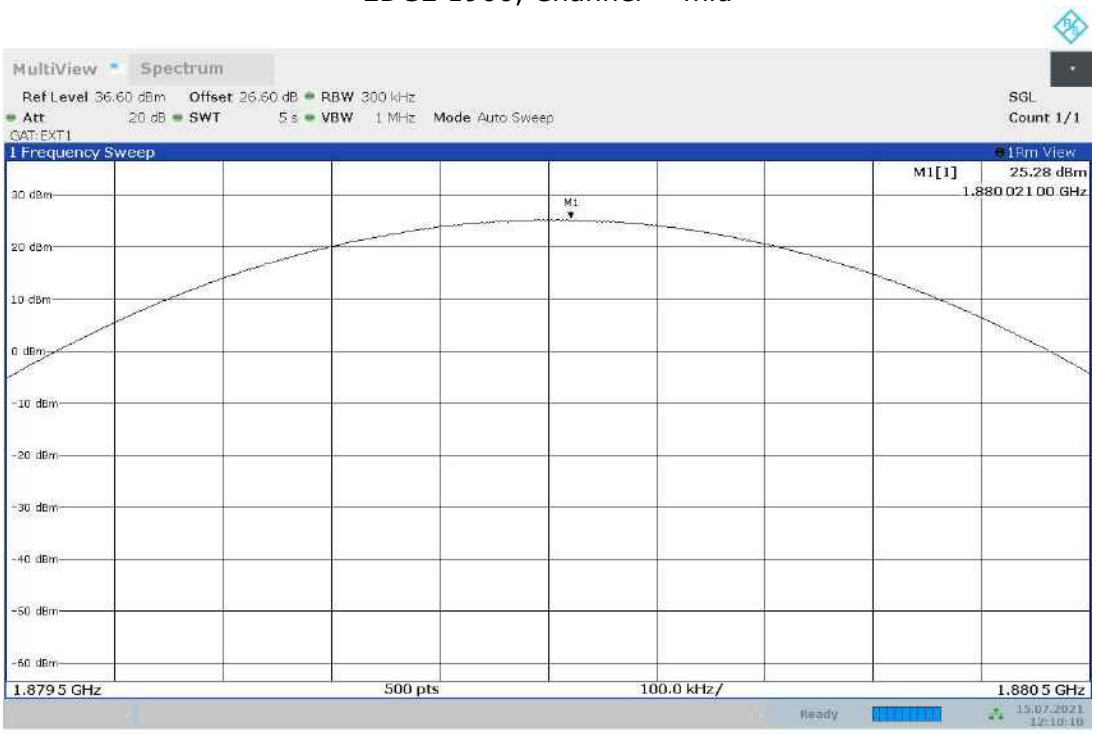

WCDMA FDD 2, Channel = low

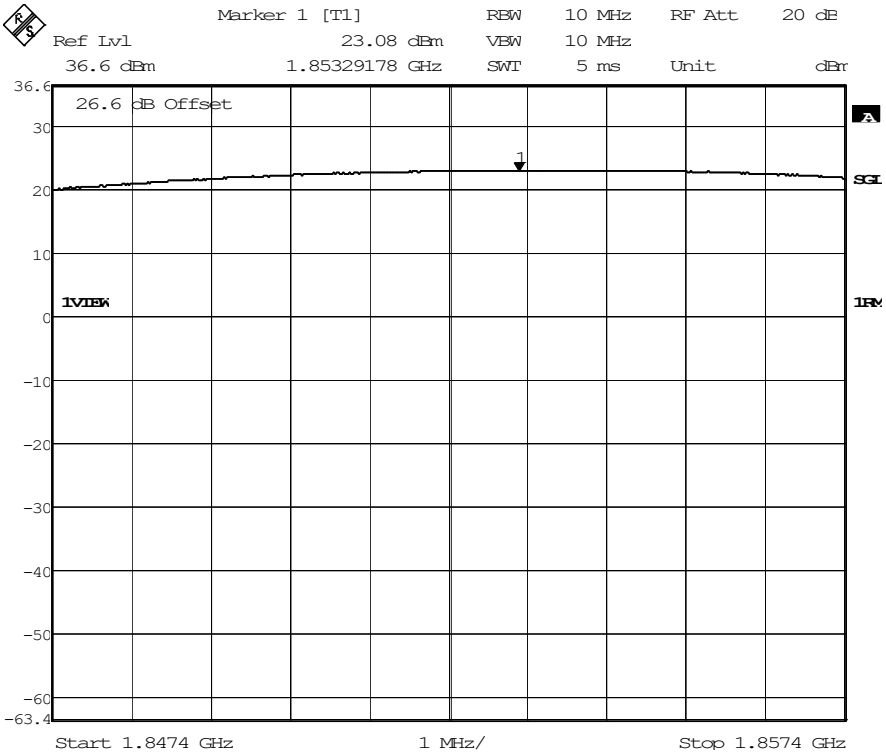

Date: 15.SEP.2021 15:56:38

HSDPA FDD 2 Subtest 4, Channel = low

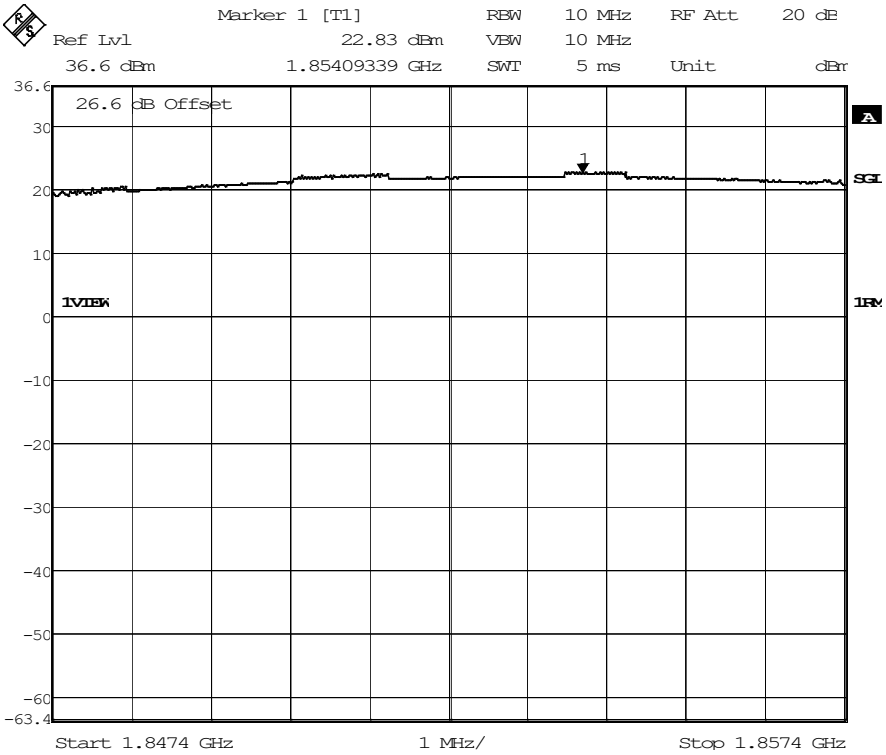

Date: 28.AUG.2021 16:21:44

HSUPA FDD 2 Subtest 5, Channel = low

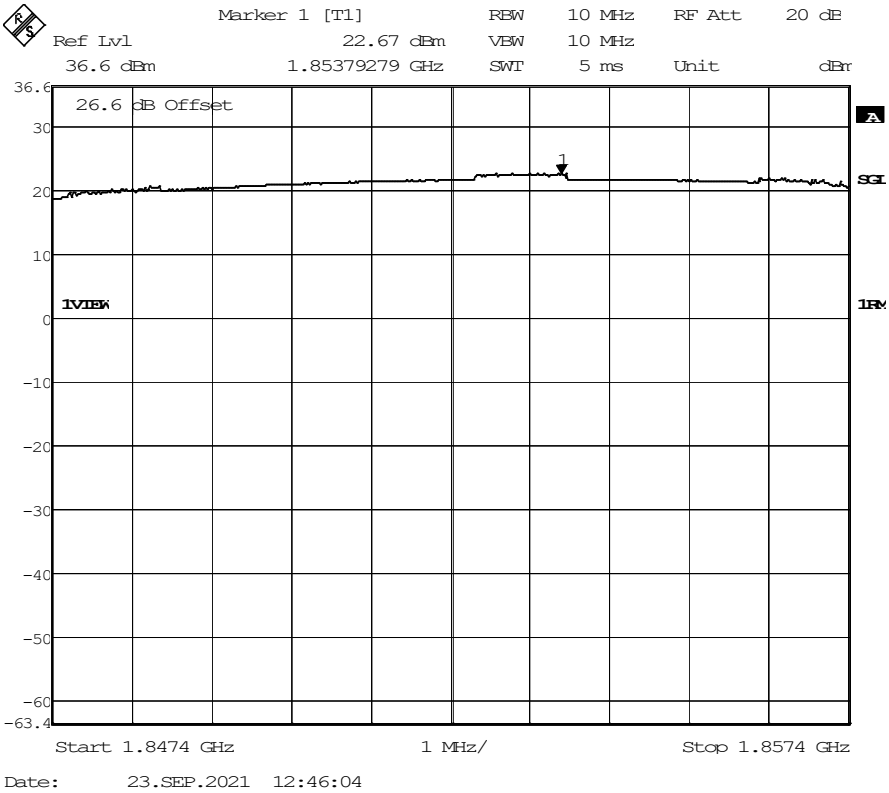

LTE eFDD 2 QPSK 3 MHz RBs = 1, Channel = mid

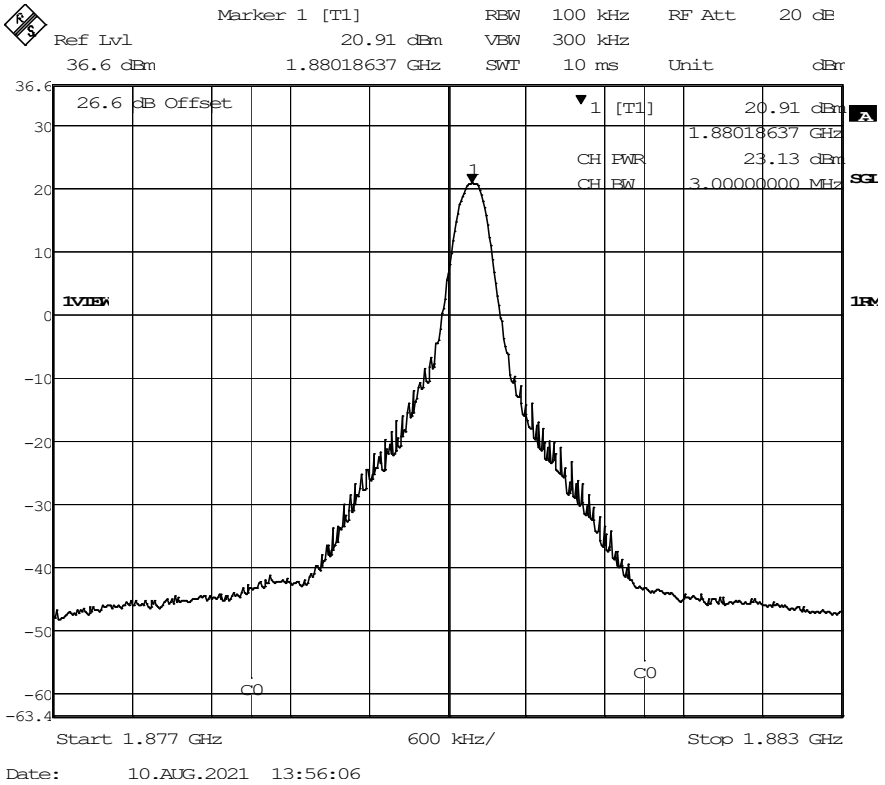

5.8.5 TEST EQUIPMENT USED

- Radio Lab

5.9 FREQUENCY STABILITY

Standard **FCC PART 24 Subpart E**

The test was performed according to:
ANSI C63.26: 2015

5.9.1 TEST DESCRIPTION

This test case is intended to demonstrate compliance to the applicable frequency stability test case per § 2.1055 and RSS-GEN 6.11. The limit and the requirements come from the applicable rule part and ISED RSS-Standard for the operating band of the cellular device.

The EUT was connected to the test setup according to the following diagram:

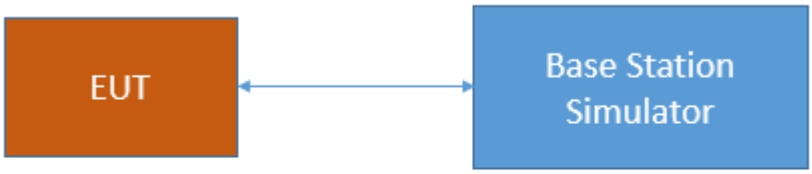

Test Setup FCC Part 22/24/27/90 Cellular; Frequency stability

The attenuation of the measuring / stimulus path is known for each measured frequency and are considered.

5.9.2 TEST REQUIREMENTS / LIMITS

FCC Part 24, § 24.235

The frequency stability shall be sufficient to ensure that the fundamental emission stays within the authorized frequency block.

RSS-133; 6.3 Frequency Stability

The carrier frequency shall not depart from the reference frequency, in excess of ±2.5 ppm for mobile stations.

In lieu of meeting the above stability values, the test report may show that the frequency stability is sufficient to ensure that the emission bandwidth stays within the operating frequency block when tested to the temperature and supply voltage variations specified in RSS-Gen.

5.9.3 TEST PROTOCOL

GSM 1900

Temp. °C	Duration min	Voltage	Limit Hz	Freq. error Average (Hz)	Freq. error Max. (Hz)	Verdict
-30	0	normal	4700	7	46	passed
-30	5			4	51	passed
-30	10			4	20	passed
-20	0	normal	4700	11	53	passed
-20	5			6	32	passed
-20	10			16	61	passed
-10	0	normal	4700	11	46	passed
-10	5			8	24	passed
-10	10			8	22	passed
0	0	normal	4700	13	36	passed
0	5			14	30	passed
0	10			10	53	passed
10	0	normal	4700	17	54	passed
10	5			19	35	passed
10	10			5	69	passed
20	0	low	4700	13	23	passed
20	5			17	31	passed
20	10			15	41	passed
20	0	normal	4700	18	27	passed
20	5			18	48	passed
20	10			14	40	passed
20	0	high	4700	13	61	passed
20	5			14	58	passed
20	10			9	65	passed
30	0	normal	4700	11	40	passed
30	5			10	29	passed
30	10			15	40	passed
40	0	normal	4700	9	77	passed
40	5			18	39	passed
40	10			15	28	passed
50	0	normal	4700	19	52	passed
50	5			16	40	passed
50	10			19	44	passed

EDGE 1900

Temp. °C	Duration min	Voltage	Limit Hz	Freq. error Average (Hz)	Freq. error Max. (Hz)	Verdict
-30	0	normal	4700	21	30	passed
-30	5			15	22	passed
-30	10			8	15	passed
-20	0	normal	4700	11	20	passed
-20	5			7	13	passed
-20	10			13	20	passed
-10	0	normal	4700	12	20	passed
-10	5			12	22	passed
-10	10			9	18	passed
0	0	normal	4700	10	17	passed
0	5			12	19	passed
0	10			8	17	passed
10	0	normal	4700	11	19	passed
10	5			14	22	passed
10	10			9	15	passed
20	0	low	4700	17	25	passed
20	5			21	46	passed
20	10			10	77	passed
20	0	normal	4700	5	81	passed
20	5			9	84	passed
20	10			9	73	passed
20	0	high	4700	23	88	passed
20	5			2	70	passed
20	10			3	80	passed
30	0	normal	4700	23	79	passed
30	5			15	77	passed
30	10			12	73	passed
40	0	normal	4700	23	80	passed
40	5			22	77	passed
40	10			26	94	passed
50	0	normal	4700	4	75	passed
50	5			11	76	passed
50	10			28	78	passed

WCDMA FDD2

Duration min	Voltage	Limit Hz	Freq. error Average (Hz)	Freq. error Max. (Hz)	Verdict
0	normal	4700	-4	-6	passed
5			-3	-6	passed
10			-4	-4	passed
0	normal	4700	-3	-5	passed
5			-3	-4	passed
10			-5	-5	passed
0	normal	4700	-4	-7	passed
5			-3	-5	passed
10			-4	-8	passed
0	normal	4700	-2	-7	passed
5			-4	-6	passed
10			-4	-6	passed
0	normal	4700	-3	-6	passed
5			-3	-7	passed
10			-1	-4	passed
0	low	4700	-3	-7	passed
5			-4	-6	passed
10			-2	-5	passed
0	normal	4700	-2	-6	passed
5			-3	-6	passed
10			-2	-8	passed
0	high	4700	-4	-7	passed
5			-2	-7	passed
10			-2	-9	passed
0	normal	4700	-6	-14	passed
5			-4	-12	passed
10			-3	-11	passed
0	normal	4700	-5	-9	passed
5			-3	-8	passed
10			-3	-9	passed
0	normal	4700	-6	-8	passed
5			-2	-9	passed
10			-3	-5	passed

HSDPA FDD2

Temp. °C	Duration min	Voltage	Limit Hz	Freq. error Average (Hz)	Freq. error Max. (Hz)	Verdict
-30	0	normal	4700	-2	-6	passed
-30	5			-1	-5	passed
-30	10			-1	-5	passed
-20	0	normal	4700	-1	-4	passed
-20	5			-1	-4	passed
-20	10			-2	-7	passed
-10	0	normal	4700	-1	-4	passed
-10	5			-2	-7	passed
-10	10			-4	-8	passed
0	0	normal	4700	-2	-4	passed
0	5			-1	-4	passed
0	10			-1	3	passed
10	0	normal	4700	1	-3	passed
10	5			1	-3	passed
10	10			-2	-5	passed
20	0	low	4700	-2	-4	passed
20	5			-2	-5	passed
20	10			-1	-2	passed
20	0	normal	4700	-2	-6	passed
20	5			-4	-7	passed
20	10			-4	-6	passed
20	0	high	4700	-1	-4	passed
20	5			-2	-4	passed
20	10			0	-3	passed
30	0	normal	4700	-1	-3	passed
30	5			-1	-3	passed
30	10			-2	-5	passed
40	0	normal	4700	-2	-4	passed
40	5			-3	-7	passed
40	10			-2	-5	passed
50	0	normal	4700	-1	-6	passed
50	5			-1	-5	passed
50	10			0	4	passed

HSUPA FDD2

Temp. °C	Duration min	Voltage	Limit Hz	Freq. error Average (Hz)	Freq. error Max. (Hz)	Verdict
-30	0	normal	4700	1	3	passed
-30	5			1	3	passed
-30	10			1	3	passed
-20	0	normal	4700	2	3	passed
-20	5			0	1	passed
-20	10			0	3	passed
-10	0	normal	4700	1	4	passed
-10	5			0	-1	passed
-10	10			1	-2	passed
0	0	normal	4700	-1	-3	passed
0	5			-1	-1	passed
0	10			0	3	passed
10	0	normal	4700	-1	-4	passed
10	5			-1	-3	passed
10	10			0	5	passed
20	0	low	4700	-2	-8	passed
20	5			-1	4	passed
20	10			0	-4	passed
20	0	normal	4700	0	-2	passed
20	5			-1	-4	passed
20	10			-1	-3	passed
20	0	high	4700	1	5	passed
20	5			-1	-3	passed
20	10			0	-3	passed
30	0	normal	4700	-1	3	passed
30	5			-2	-4	passed
30	10			-2	-6	passed
40	0	normal	4700	-2	-3	passed
40	5			-2	-4	passed
40	10			0	3	passed
50	0	normal	4700	-1	-4	passed
50	5			-1	-5	passed
50	10			-1	-3	passed

LTE eFDD 2

Temp. °C	Duration min	Voltage	Limit Hz	Freq. error Average (Hz)	Freq. error Max. (Hz)	Verdict
-30	0	normal	4700	0	4	passed
-30	5			0	3	passed
-30	10			0	4	passed
-20	0	normal	4700	-1	5	passed
-20	5			0	2	passed
-20	10			1	3	passed
-10	0	normal	4700	1	5	passed
-10	5			1	5	passed
-10	10			0	3	passed
0	0	normal	4700	-1	2	passed
0	5			0	3	passed
0	10			-1	3	passed
10	0	normal	4700	0	3	passed
10	5			0	2	passed
10	10			0	3	passed
20	0	low	4700	-1	4	passed
20	5			1	3	passed
20	10			1	3	passed
20	0	normal	4700	0	2	passed
20	5			-1	4	passed
20	10			0	4	passed
20	0	high	4700	1	3	passed
20	5			1	5	passed
20	10			0	3	passed
30	0	normal	4700	0	4	passed
30	5			1	3	passed
30	10			-1	2	passed
40	0	normal	4700	0	2	passed
40	5			-1	2	passed
40	10			0	4	passed
50	0	normal	4700	-1	5	passed
50	5			1	4	passed
50	10			1	4	passed

5.9.4 TEST EQUIPMENT USED

Radio Lab

5.10 SPURIOUS EMISSIONS AT ANTENNA TERMINAL

Standard **FCC PART 24 Subpart E**

The test was performed according to:
ANSI C63.26: 2015

5.10.1 TEST DESCRIPTION

This test case is intended to demonstrate compliance to the applicable conducted spurious emission test case per § 2.1051 and RSS-GEN 6.13. The limit comes from the applicable rule part and ISED RSS-Standard for the operating band of the cellular device.

The EUT was connected to the test setup according to the following diagram:

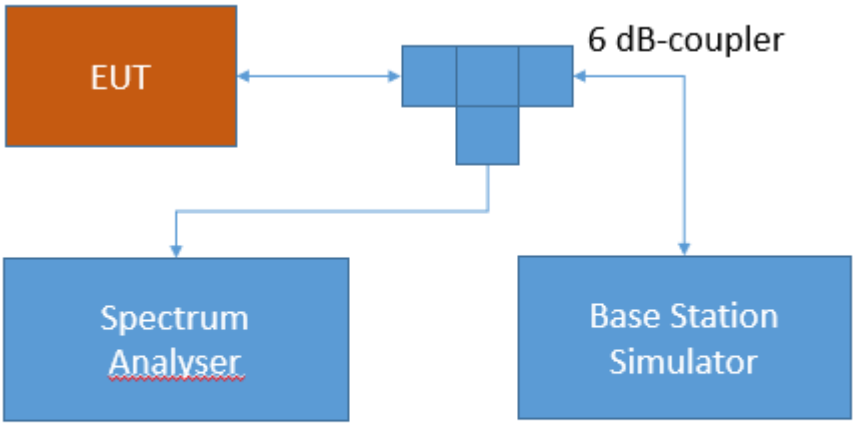

Test Setup FCC Part 22/24/27/90 Cellular;
Spurious Emissions at antenna terminal

The attenuation of the measuring and stimulus path are known for each measured frequency and are considered.

The Spectrum Analyzer settings can be directly found in the measurement diagrams.

5.10.2 TEST REQUIREMENTS / LIMITS

FCC Part 2.1051; Measurement required: Spurious emissions at antenna terminal:

The radio frequency voltage or powers generated within the equipment and appearing on a spurious frequency shall be checked at the equipment output terminals when properly loaded with a suitable artificial antenna. Curves or equivalent data shall show the magnitude of each harmonic and other spurious emission that can be detected when the equipment is operated under the conditions specified in §2.1049 as appropriate. The magnitude of spurious emissions which are attenuated more than 20 dB below the permissible value need not be specified.

Part 24, Subpart E – Broadband PCS; Band 2

§24.238 – Emission limitations for Broadband PCS equipment

(a) Out of band emissions. The power of any emission outside of the authorized operating frequency ranges must be attenuated below the transmitting power (P) by a factor of at least 43 + 10 log(P) dB.

RSS-133; 6.5 Transmitter Unwanted Emissions

6.5.1 Out-of-Block Emissions

Equipment shall comply with the limits in (i) and (ii) below.

i. In the 1.0 MHz bands immediately outside and adjacent to the equipment's operating frequency block, the emission power per any 1% of the emission bandwidth shall be attenuated (in dB) below the transmitter output power P (dBW) by at least 43 + 10 log10p(watts).
ii. After the first 1.0 MHz, the emission power in any 1 MHz bandwidth shall be attenuated (in dB) below the transmitter output power P (dBW) by at least 43 + 10 log10p(watts). If the measurement is performed using 1% of the emission bandwidth, power integration over 1.0 MHz is required.

5.10.3 TEST PROTOCOL

Ambient temperature: 20 - 28 °C
Relative humidity: 30 - 45 %

Radio Technology	Channel	Detector	Trace	Resolution Bandwidth /kHz	Frequency /MHz	Peak Value /dBm	Limit /dBm	Margin to Limit /dB
GSM 1900	low	rms	maxhold	3	1849.9	-27.01	-13	14.01
GSM 1900	mid	rms	maxhold	-	-	-	-13	> 20
GSM 1900	high	rms	maxhold	3	1910	-30.9	-13	17.90

Radio Technology	Channel	Detector	Trace	Resolution Bandwidth /kHz	Frequency /MHz	Peak Value /dBm	Limit /dBm	Margin to Limit /dB
EDGE 1900	low	rms	maxhold	3	1849.9	-34.44	-13	21.44
EDGE 1900	mid	rms	maxhold	-	-	-	-13	> 20
EDGE 1900	high	rms	maxhold	3	1910	-35.4	-13	22.40

Radio Technology	Channel	Detector	Trace	Resolution Bandwidth /kHz	Frequency /MHz	Peak Value /dBm	Limit /dBm	Margin to Limit /dB
WCDMA FDD2	low	rms	maxhold	50	1849.8	-25.61	-13	12.61
WCDMA FDD2	mid	peak	maxhold	1000	1961.3	-23.58	-13	10.58
WCDMA FDD2	high	rms	maxhold	50	1910.1	-29.36	-13	16.36
WCDMA FDD2	high	peak	maxhold	1000	1987.7	-23.44	-13	10.44

Radio Technology	Channel	Detector	Trace	Resolution Bandwidth /kHz	Frequency /MHz	Peak Value /dBm	Limit /dBm	Margin to Limit /dB
HSDPA FDD2	low	rms	maxhold	50	1849.9	-26.74	-13	13.74
HSDPA FDD2	mid	rms	maxhold	-	-	-	-13	> 20
HSDPA FDD2	high	rms	maxhold	-	-	-	-13	> 20

Radio Technology	Channel	Detector	Trace	Resolution Bandwidth /kHz	Frequency /MHz	Peak Value /dBm	Limit /dBm	Margin to Limit /dB
HSUPA FDD2	low	rms	maxhold	50	1849.9	-26.70	-13	13.70
HSUPA FDD2	mid	rms	maxhold	-	-	-	-13	>20
HSUPA FDD2	high	rms	maxhold	50	1910.0	-31.17	-13	18.17

Radio Technology	Channel	Detector	Trace	Resolution Bandwidth /kHz	Frequency /MHz	Peak Value /dBm	Limit /dBm	Margin to Limit /dB
LTE eFDD2	low	rms	maxhold	5	1850.0	-33.34	-23	10.34
LTE eFDD2	mid	rms	maxhold	-	-	-	-13	>20
LTE eFDD2	high	rms	maxhold	5	1910.0	-33.89	-23	10.89

Remark: Please see next sub-clause for the measurement plot.

5.10.4 MEASUREMENT PLOT (EXAMPLE PLOT, SHOWING WORST CASE, IF APPLICABLE)

GSM 1900, Channel = low

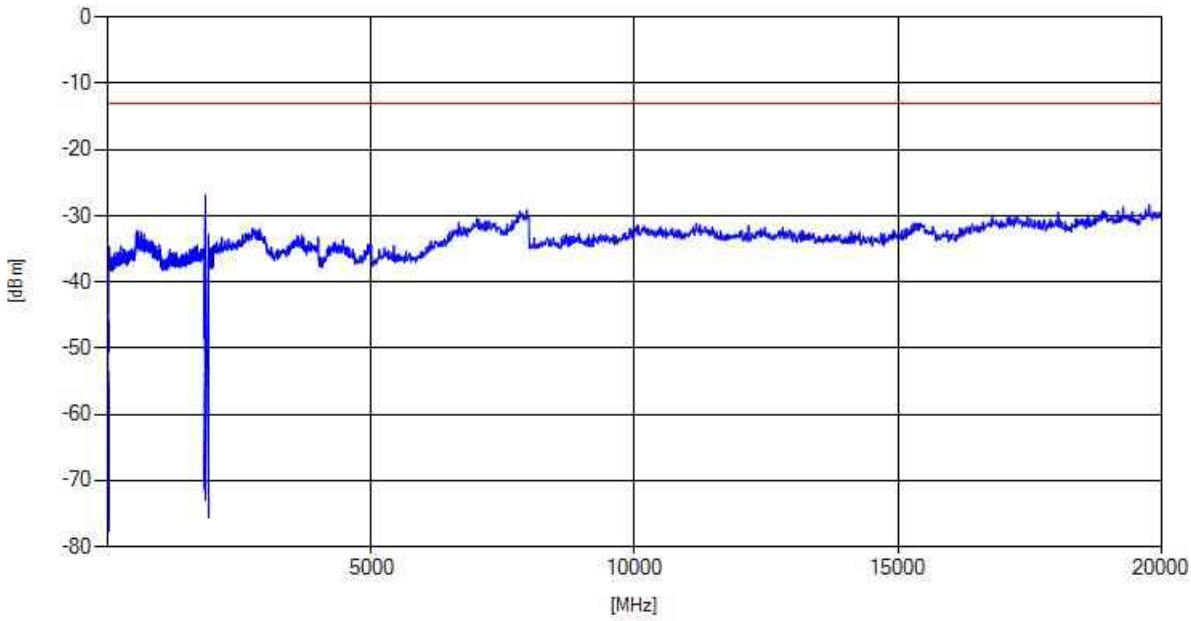

EDGE 1900, Channel = low

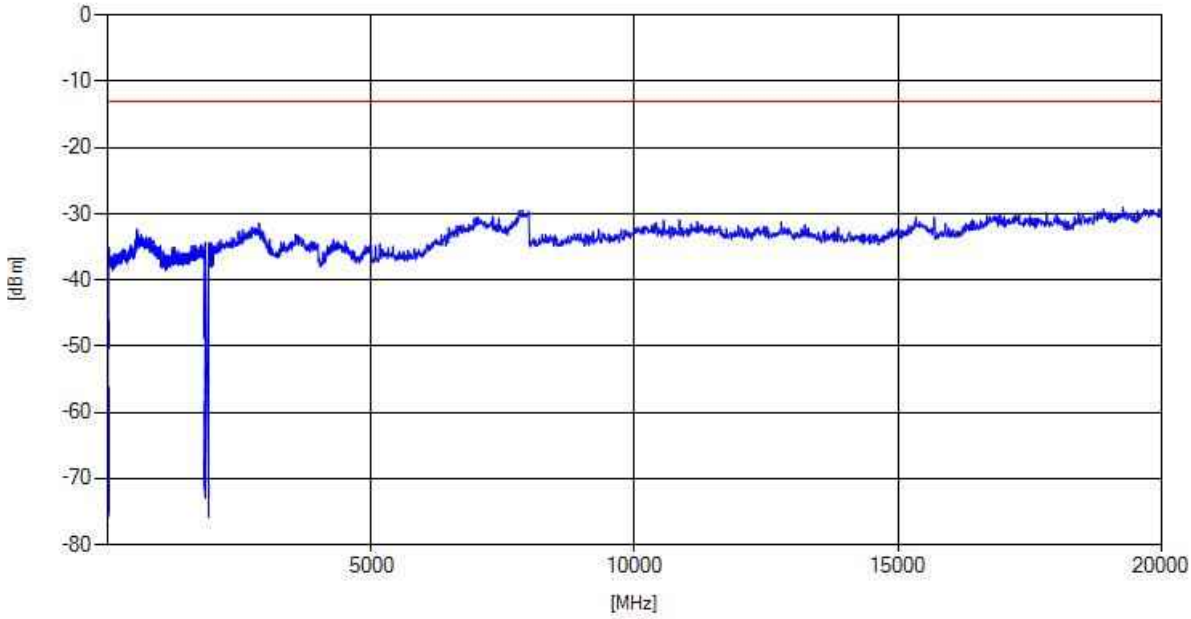

WCDMA FDD 2, Channel = high

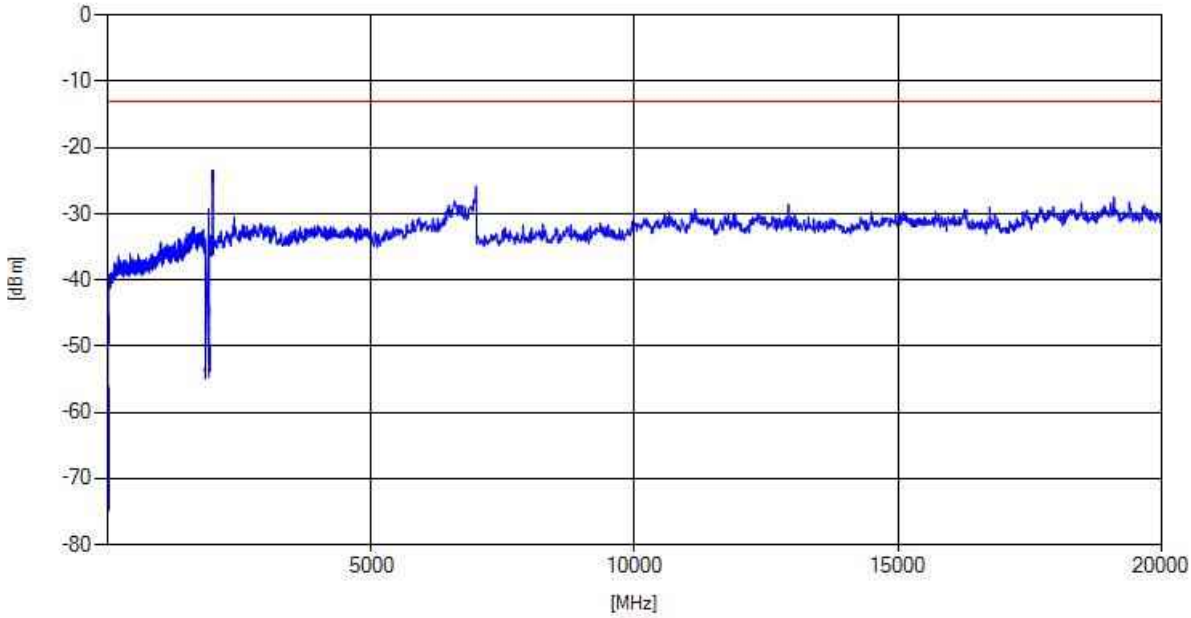

HSDPA FDD 2, Channel = low

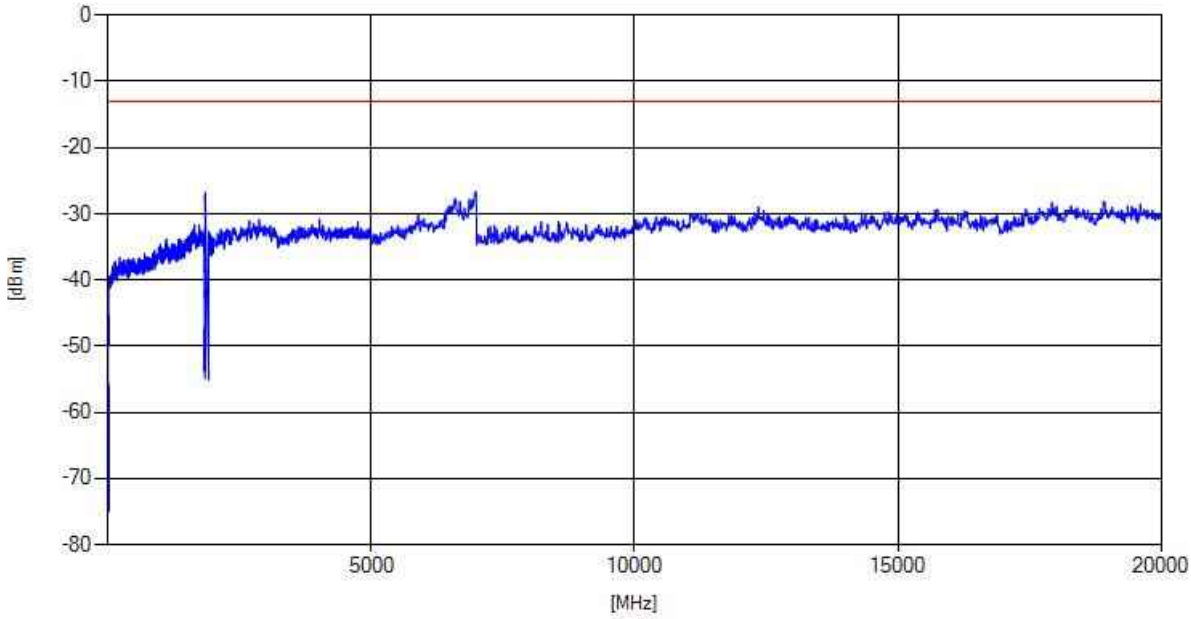

HSUPA FDD 2, Channel = low

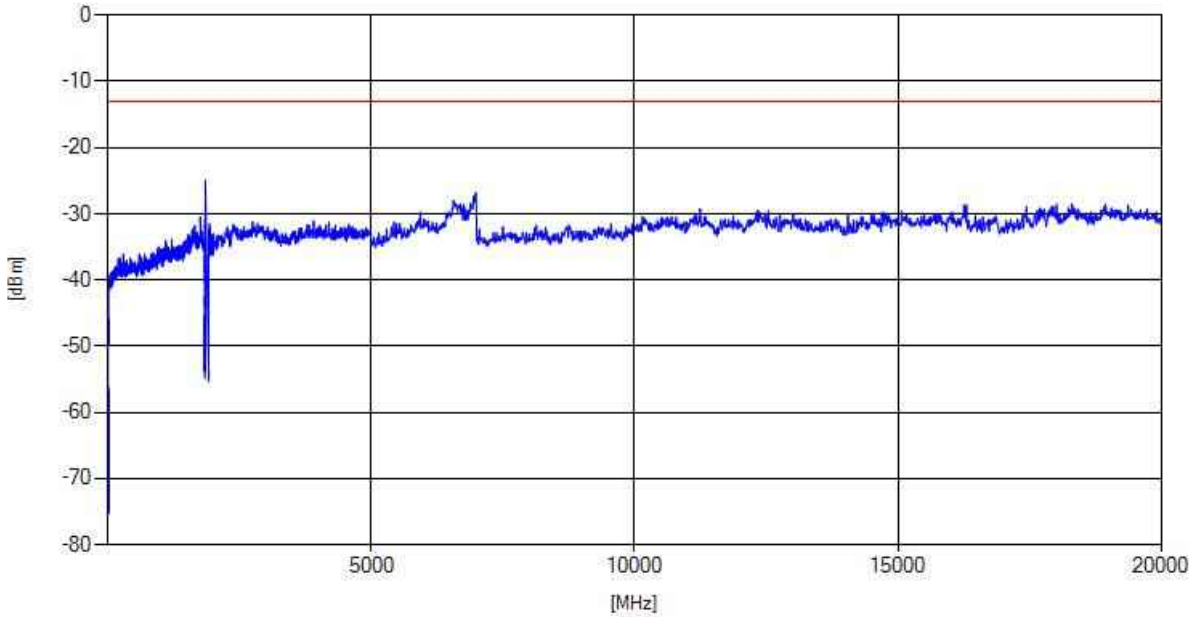

LTE eFDD 2 QPSK, Channel = low

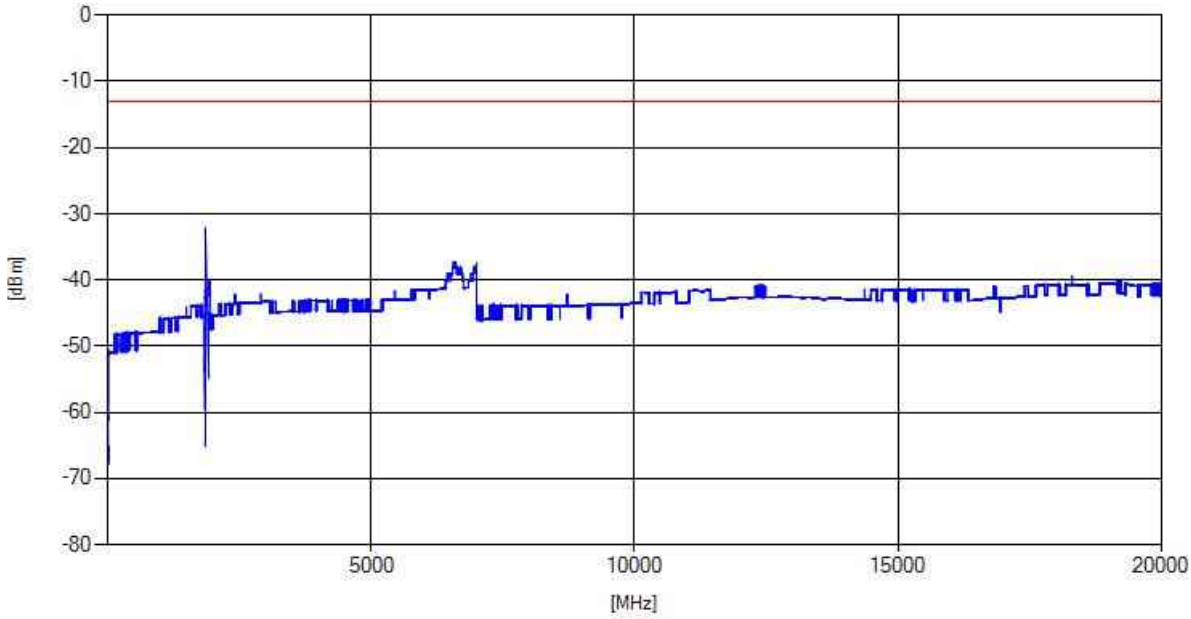

5.10.5 TEST EQUIPMENT USED

- Radio Lab

5.11 FIELD STRENGTH OF SPURIOUS RADIATION

Standard **FCC PART 24 Subpart E**

The test was performed according to:
ANSI C63.26: 2015

5.11.1 TEST DESCRIPTION

This test case is intended to demonstrate compliance to the applicable radiated spurious emission measurements per § 2.1053 and RSS-GEN 6.13. The limit and requirements come from the applicable rule part and ISED RSS-Standard for the operating band of the cellular device.

The EUT was connected to the test setup according to the following diagram:

Frequency Range: 30 MHz – 1 GHz:

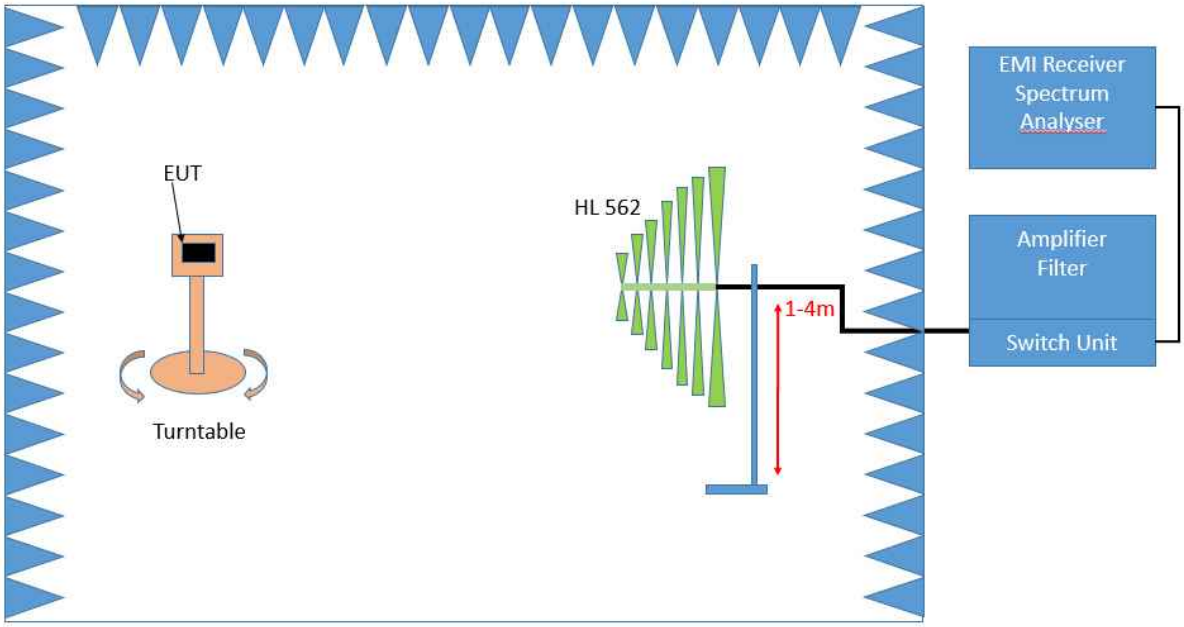

Test Setup; Spurious Emission Radiated (SAC), 30 MHz- 1GHz

Frequency Range: 1 GHz – 26.5 GHz

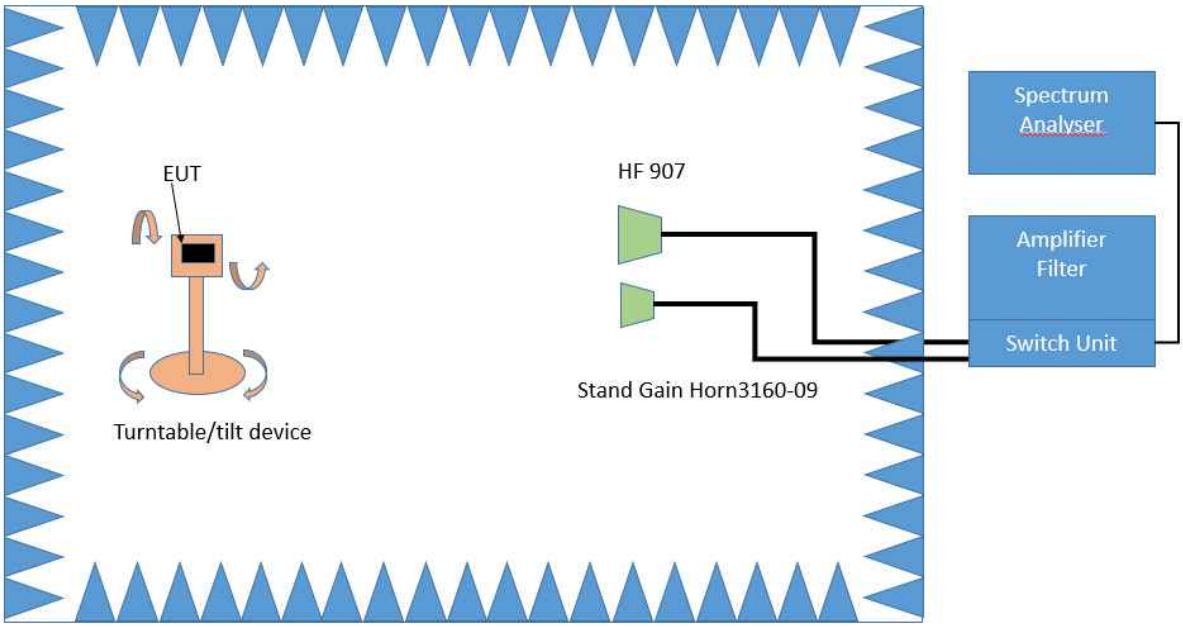

Test Setup; Spurious Emission Radiated (FAC), 1 GHz-26.5 GHz

The test set-up was made in accordance to the general provisions of ANSI C63.26 in a typical installation configuration. The Equipment Under Test (EUT) was set up on a non-conductive table 1.0 x 2.0 m² in the semi-anechoic chamber. The influence of the EUT support table that is used between 30–1000 MHz was evaluated.
The measurement procedure is implemented into the EMI test software EMC32 from R&S. Exploratory tests are performed at 3 orthogonal axes to determine the worst-case orientation of a body-worn or handheld EUT. The final test on all kind of EUTs is also performed at 3 axes. A pre-check is performed while the EUT is powered from a DC power source.

1. Measurement above 30 MHz and up to 1 GHz

Step 1: Preliminary scan
This is a preliminary test to identify the highest amplitudes relative to the limit.
Settings for step 1:
- Antenna distance: 3 m
- Detector: Peak
- RBW: 100 kHz
- VBW: 300 kHz
- Sweep time: coupled
- Turntable angle range: –180° to 90°
- Turntable step size: 90°
- Height variation range: 1 – 4 m
- Height variation step size: 1.5 m
- Polarisation: Horizontal + Vertical

Intention of this step is, to determine the radiated EMI-profile of the EUT. Afterwards the relevant emissions for the final measurement are identified.

Step 2: Adjustment measurement
In this step the accuracy of the turntable azimuth and antenna height will be improved. This is necessary to find out the maximum value of every frequency.
For each frequency, which was determined the turntable azimuth and antenna height will be adjusted. The turntable azimuth will slowly vary by 360°. During this action, the value of emission is continuously measured. The turntable azimuth at the highest emission will be

recorded and adjusted. In this position, the antenna height will also slowly vary from 1 – 4 m. During this action, the value of emission is also continuously measured. The antenna height of the highest emission will also be recorded and adjusted.
- Detector: Peak
- Measured frequencies: in step 1 determined frequencies
- RBW: 100 kHz
- VBW: 300 kHz
- Sweep time: coupled
- Turntable angle range: 360°
- Height variation range: 1 – 4 m
- Antenna Polarisation: max. value determined in step 1

Step 3: Final measurement with RMS detector
With the settings determined in step 3, the final measurement will be performed:
EMI receiver settings for step 4:
- Detector: RMQ
- Measured frequencies: in step 1 determined frequencies
- RBW: 100 kHz
- VBW: 300 kHz
- Sweep time: 1 s

After the measurement a plot will be generated which contains a diagram with the results of the preliminary scan and a chart with the frequencies and values of the results of the final measurement.

3. Measurement above 1 GHz
The following modifications apply to the measurement procedure for the frequency range above 1 GHz:
Step 1:
The Equipment Under Test (EUT) was set up on a non-conductive support (tilt device) at 1.5 m height in the fully-anechoic chamber.
All steps were performed with one height (1.5 m) of the receiving antenna only.
The EUT is turned during the preliminary measurement across the elevation axis, with a step size of 90 °.
The turn table step size (azimuth angle) for the preliminary measurement is 45 °.
- Antenna distance: 3 m
- Detector: Peak
- RBW: 1 MHz
- VBW: 3 MHz
- Sweep time: coupled
- Turntable angle range: –180° to 90°
- Turntable step size: 90°
- Polarisation: Horizontal + Vertical

Step 2:
Due to the fact, that in this frequency range the test is performed in a fully anechoic room, the height scan of the receiving antenna instep 2 is omitted. Instead of this, a maximum search with a step size ± 45° for the elevation axis is performed.
The turn table azimuth will slowly vary by ± 22.5°.
The elevation angle will slowly vary by ± 45°
EMI receiver settings (for all steps):
- Detector: Peak,
- RBW: 1 MHz
- VBW: 3 MHz
- Sweep time: coupled

Step 3:
Spectrum analyser settings for step 3:
- Detector: RMS
- Measured frequencies: in step 1 determined frequencies
- RBW: 1 MHz
- VBW: 3 MHz
- Sweep Time: 1 s

5.11.2 TEST REQUIREMENTS / LIMITS

FCC Part 2.1053; Measurement required: Field strength of spurious radiation:

Measurements shall be made to detect spurious emissions that may be radiated directly from the cabinet, control circuits, power leads, or intermediate circuit elements under normal conditions of installation and operation. Curves or equivalent data shall be supplied showing the magnitude of each harmonic and other spurious emission. For this test, single sideband, independent sideband, and controlled carrier transmitters shall be modulated under the conditions specified in paragraph (c) of §2.1049, as appropriate.

Part 24, Subpart E – Broadband PCS

§ 24 238 – Emission limitations for Broadband PCS equipment

a) Out of band emissions. The power of any emission outside of the authorized operating frequency ranges must be attenuated below the transmitting power (P) by a factor of at least 43 + 10 log(P) dB.

b) Measurement procedure. Compliance with these rules is based on the use of measurement instrumentation employing a resolution bandwidth of 1 MHz or greater. However, in the 1 MHz bands immediately outside and adjacent to the frequency block a resolution bandwidth of at least one percent of the emission bandwidth of the fundamental emission of the transmitter may be employed. A narrower resolution bandwidth is permitted in all cases to improve measurement accuracy provided the measured power is integrated over the full required measurement bandwidth (i.e. 1 MHz or 1 percent of emission bandwidth, as specified). The emission bandwidth is defined as the width of the signal between two points, one below the carrier center frequency and one above the carrier center frequency, outside of which all emissions are attenuated at least 26 dB below the transmitter power.

RSS-133; 6.5 Transmitter Unwanted Emissions

Mobile and base station equipment shall comply with the limits in (1) and (2) below.

1. In the 1.0 MHz bands immediately outside and adjacent to the equipment's operating frequency block, the emission power per any 1% of the emission bandwidth shall be attenuated (in dB) below the transmitter output power P (dBW) by at least 43 + 10 $\log_{10}$p (watts).
2. After the first 1.0 MHz, the emission power in any 1 MHz bandwidth shall be attenuated (in dB) below the transmitter output power P (dBW) by at least 43 + 10 $\log_{10}$p (watts). If the measurement is performed using 1% of the emission bandwidth, power integration over 1.0 MHz is required.

5.11.3 TEST PROTOCOL

Ambient temperature: 20 - 28 °C
Relative humidity: 30 - 45 %

Radio Technology	Channel	Detector	Trace	Resolution Bandwidth /kHz	Frequency /MHz	Peak Value /dBm	Limit /dBm	Margin to Limit /dB
GSM 1900	low	rms	maxhold	3	1849.9	-19.15	-13	6.15
GSM 1900	mid	peak	maxhold				-13	-13.00
GSM 1900	high	rms	maxhold	3	1910	-17.4	-13	4.40

Radio Technology	Channel	Detector	Trace	Resolution Bandwidth /kHz	Frequency /MHz	Peak Value /dBm	Limit /dBm	Margin to Limit /dB
EDGE 1900	low	rms	maxhold	3	1849.9	-23.44	-13	10.44
EDGE 1900	mid	rms	maxhold	-	-	-	-13	>20
EDGE 1900	high	rms	maxhold	3	1910.0	-25.42	-13	12.42

Radio Technology	Channel	Detector	Trace	Resolution Bandwidth /kHz	Frequency /MHz	Peak Value /dBm	Limit /dBm	Margin to Limit /dB
WCDMA FDD2	low	rms	maxhold	1000	1849.0	-16.16	-13	3.16
WCDMA FDD2	mid	peak	maxhold	-	-	-	-13	> 20
WCDMA FDD2	high	rms	maxhold	50	1910.2	-28.56	-13	15.56

Radio Technology	Channel	Detector	Trace	Resolution Bandwidth /kHz	Frequency /MHz	Peak Value /dBm	Limit /dBm	Margin to Limit /dB
FDD2 HSDPA	low	rms	maxhold	1000	1849.0	-15.37	-13	2.37
FDD2 HSDPA	mid	peak	maxhold	-	-	-	-13	> 20
FDD2 HSDPA	high	rms	maxhold	50	1910	-27.7	-13	14.70

Radio Technology	Channel	Detector	Trace	Resolution Bandwidth /kHz	Frequency /MHz	Peak Value /dBm	Limit /dBm	Margin to Limit /dB
FDD2 HSUPA	low	rms	maxhold	50	1849.9	-27.05	-13	14.05
FDD2 HSUPA	mid	peak	maxhold	-	-	-	-13	> 20
FDD2 HSUPA	high	rms	maxhold	50	1910	-29.29	-13	16.29

Radio Technology	Channel	Detector	Trace	Resolution Bandwidth /kHz	Frequency /MHz	Peak Value /dBm	Limit /dBm	Margin to Limit /dB
LTE eFDD2	low	rms	maxhold	5	1850.0	-33.91	-23	10.91
LTE eFDD2	mid	peak	maxhold	-	-	-	-13	> 20
LTE eFDD2	high	rms	maxhold	5	1910	-34.89	-23	11.89

Remark: Please see next sub-clause for the measurement plot.

5.11.4 MEASUREMENT PLOT (EXAMPLE PLOT, SHOWING WORST CASE, IF APPLICABLE)

GSM 1900, Channel = high
30 MHz – 1 GHz

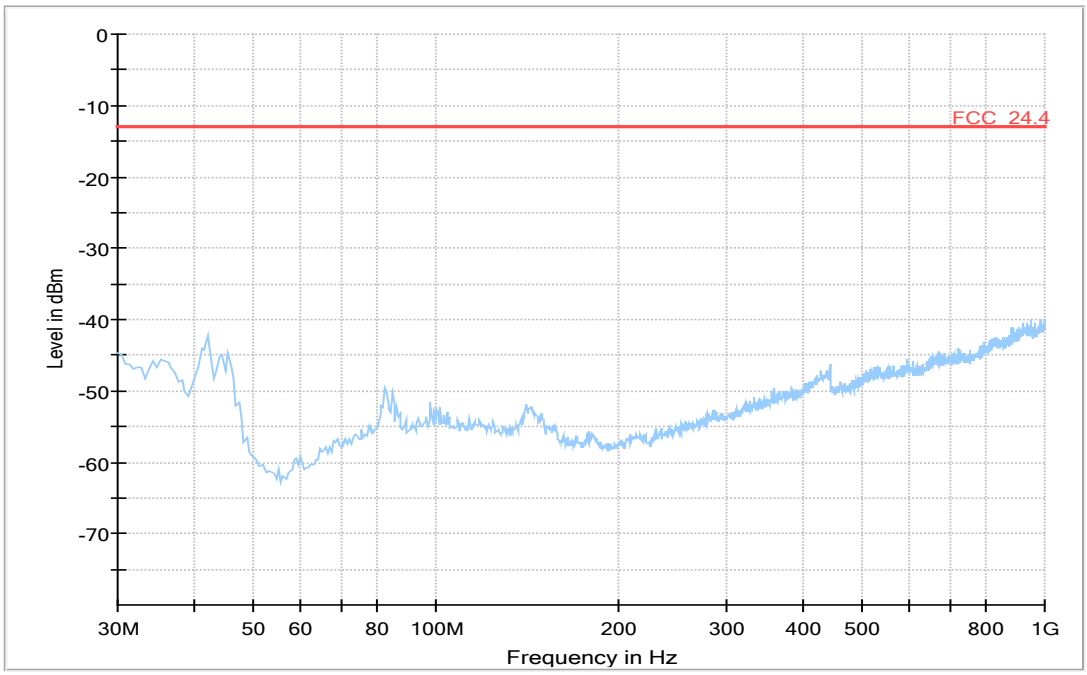

1 GHz – 20 GHz

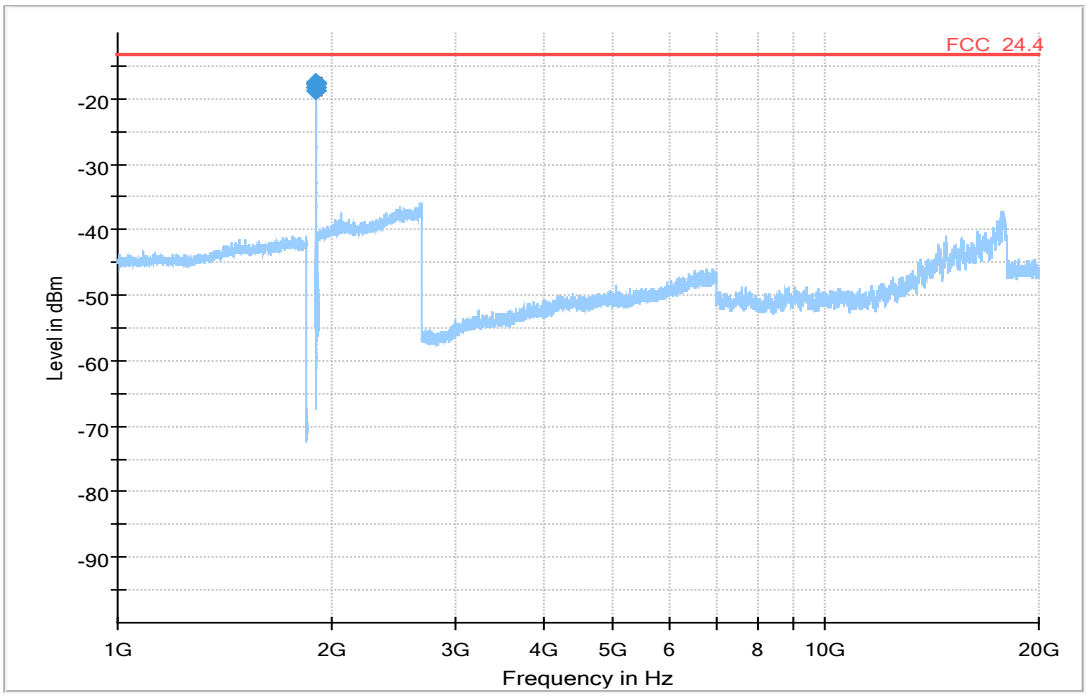

Frequency (MHz)	MaxPeak (dBm)	Limit (dBm)	Margin (dB)	Meas. Time (ms)	Bandwidth (kHz)	Height (cm)	Pol	Azimuth (deg)	Elevation (deg)	Corr. (dB)
1910.024	-17.4	-13.00	4.36	2000.0	3.000	150.0	H	-90.0	0.0	-64.5

EDGE 1900, Channel = low
30 MHz – 1 GHz

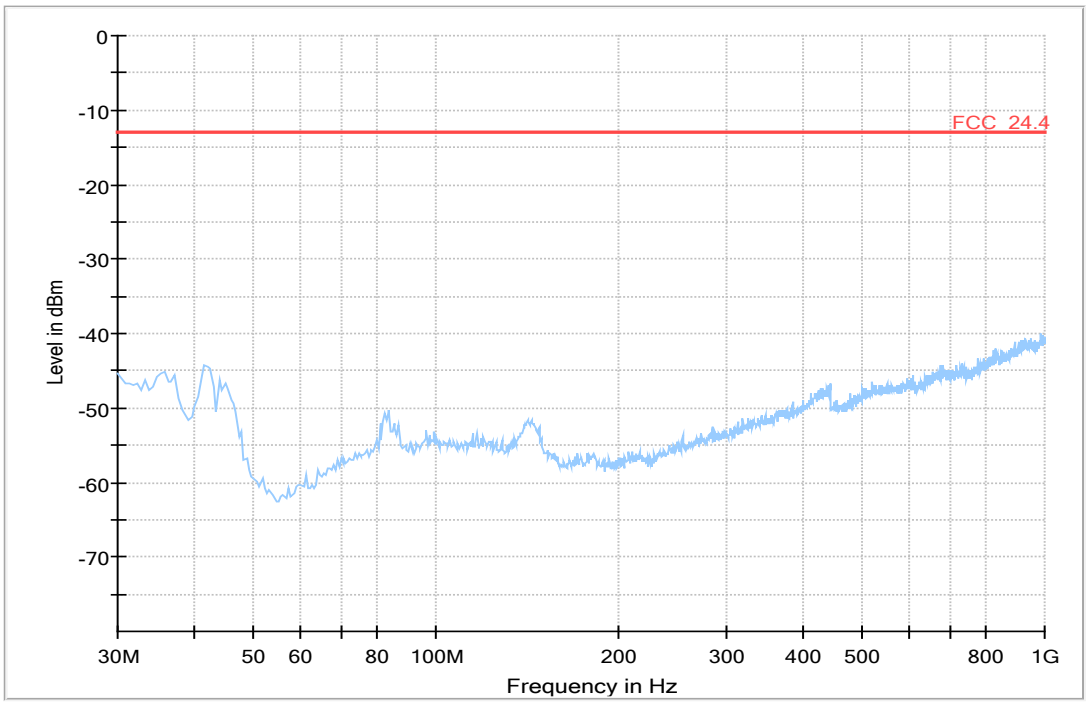

1 GHz – 20 GHz

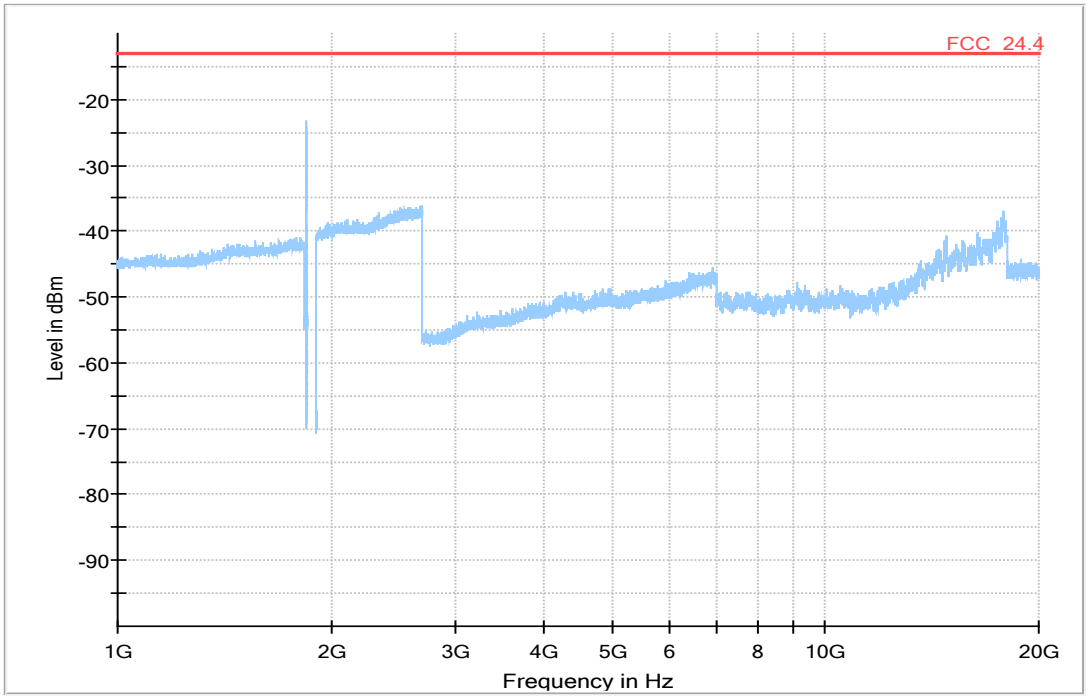

WCDMA FDD2, Channel = low
30 MHz – 1 GHz

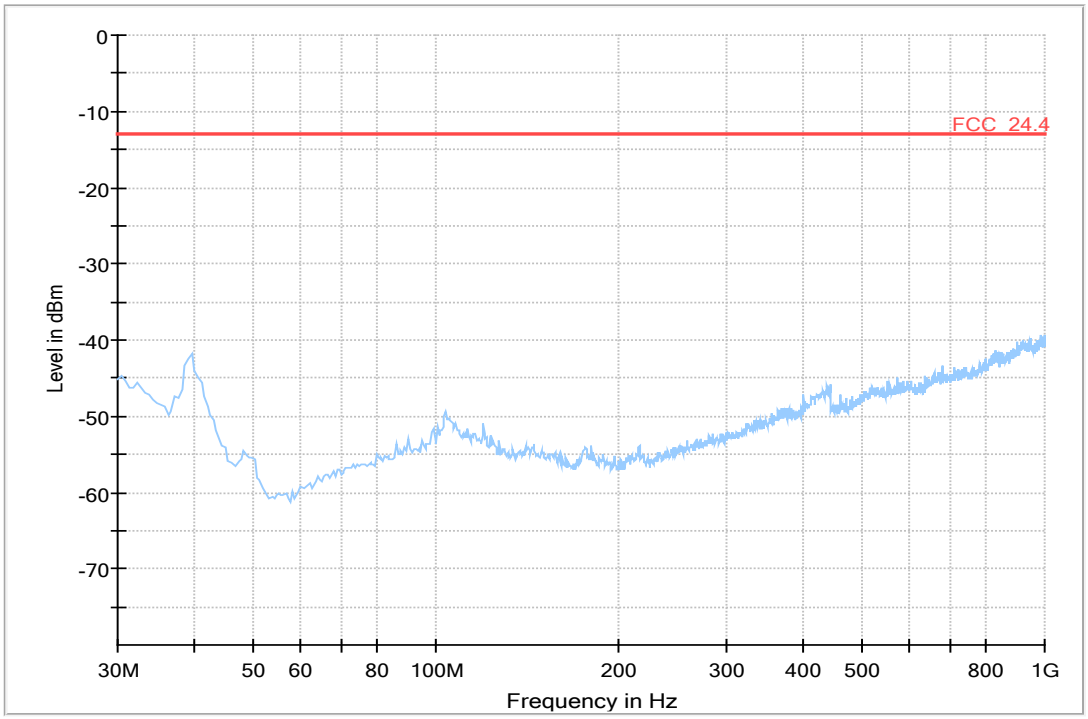

1 GHz – 20 GHz

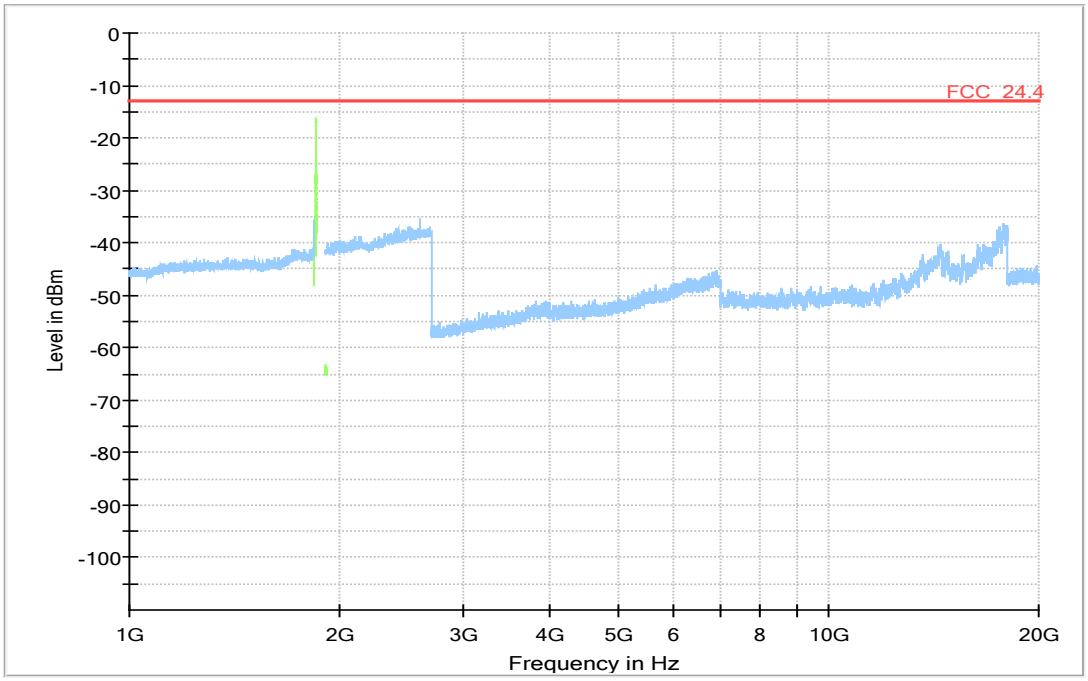

HSDPA FDD2, Channel = low
30 MHz – 1 GHz

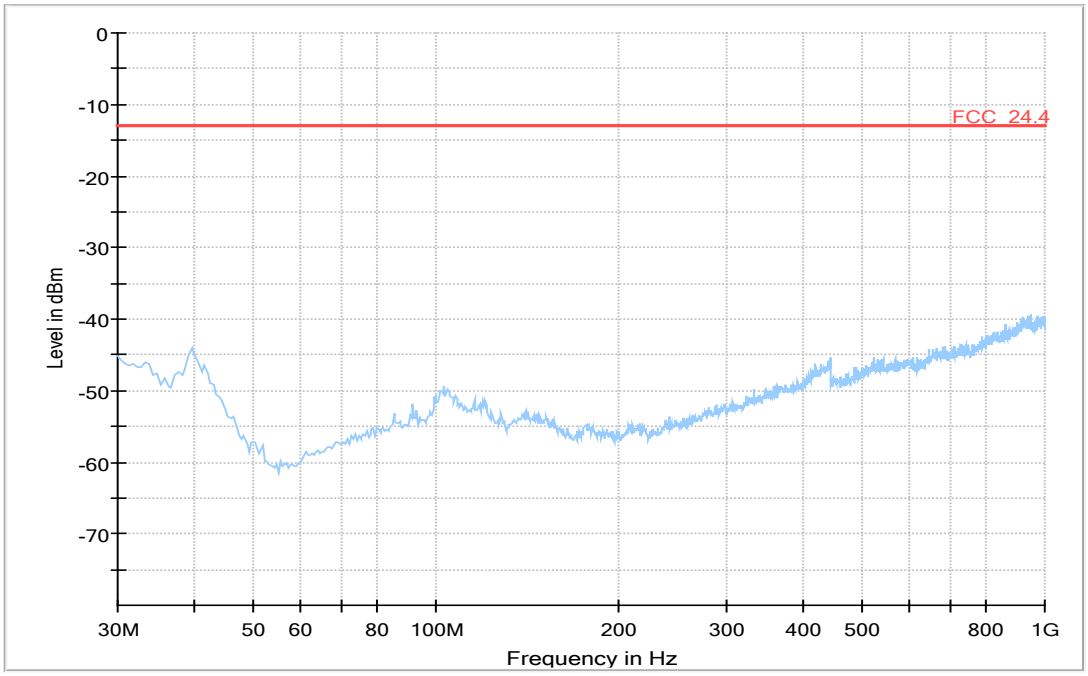

1 GHz – 20 GHz

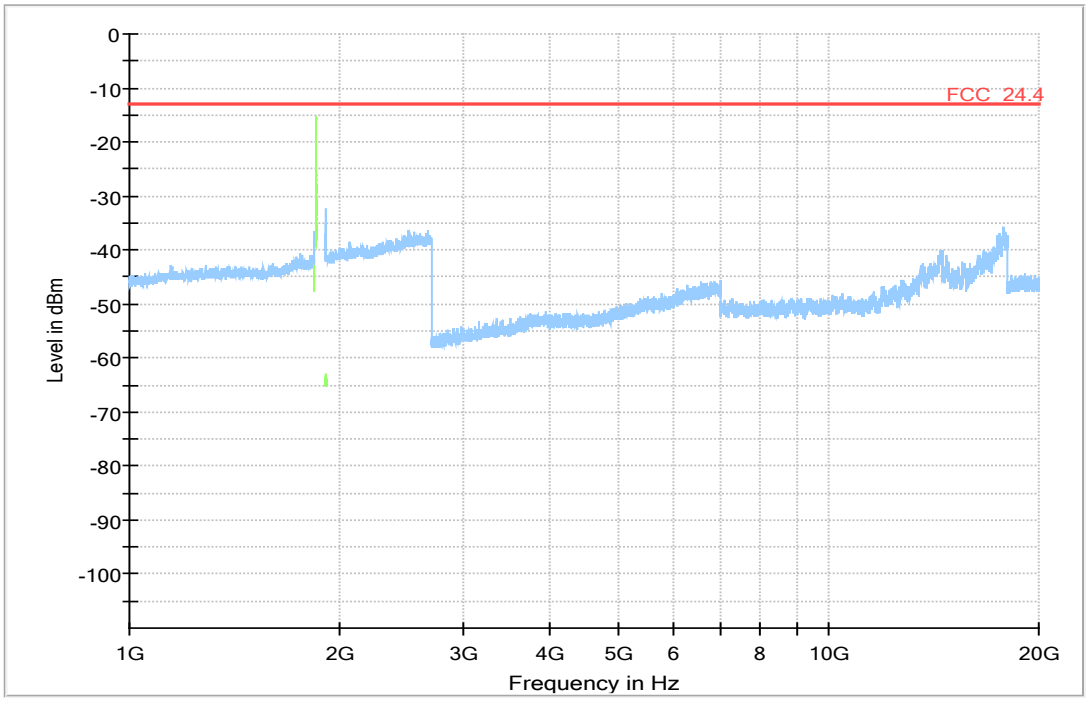

HSUPA FDD2, Channel = low
30 MHz – 1 GHz

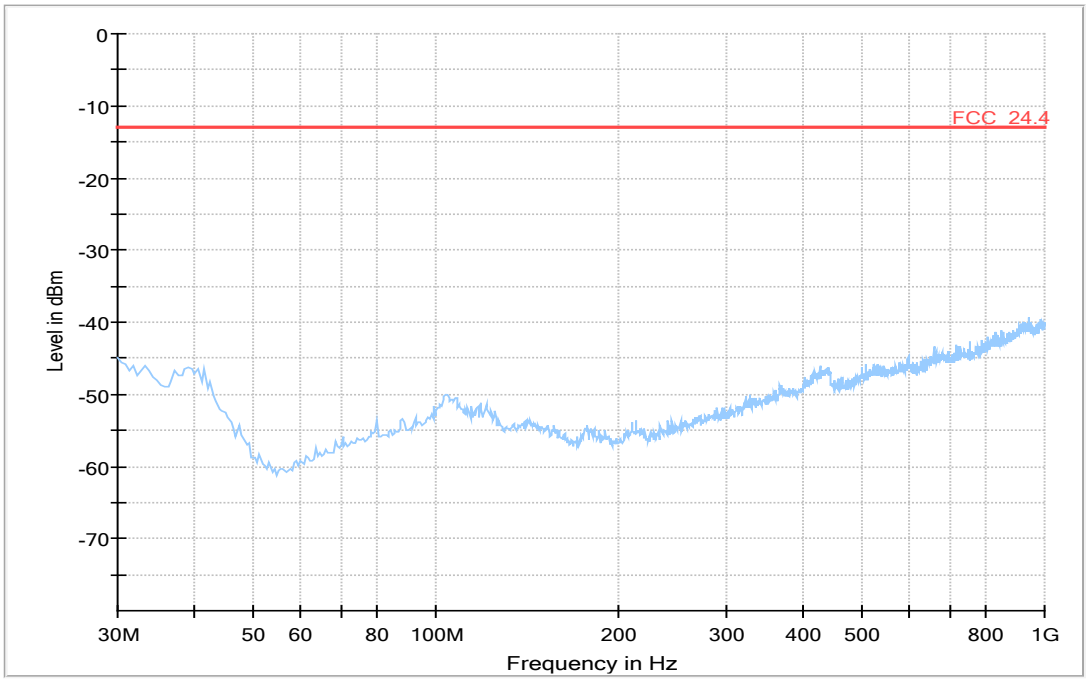

1 GHz – 20 GHz

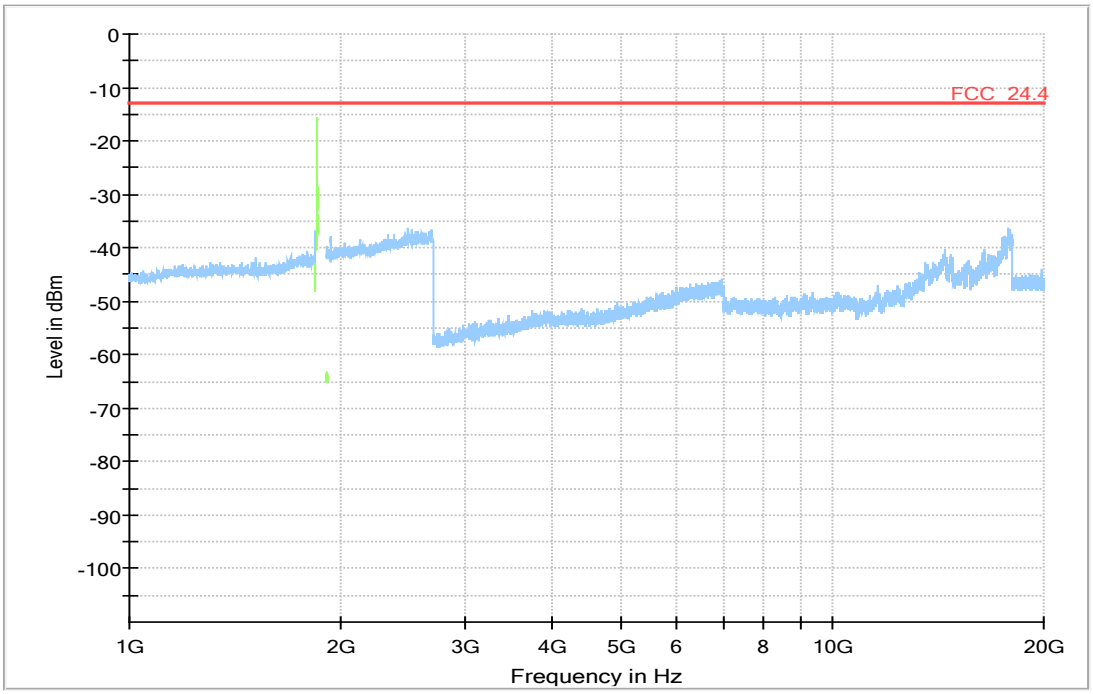

LTE eFDD2, Channel = low
30 MHz – 1 GHz

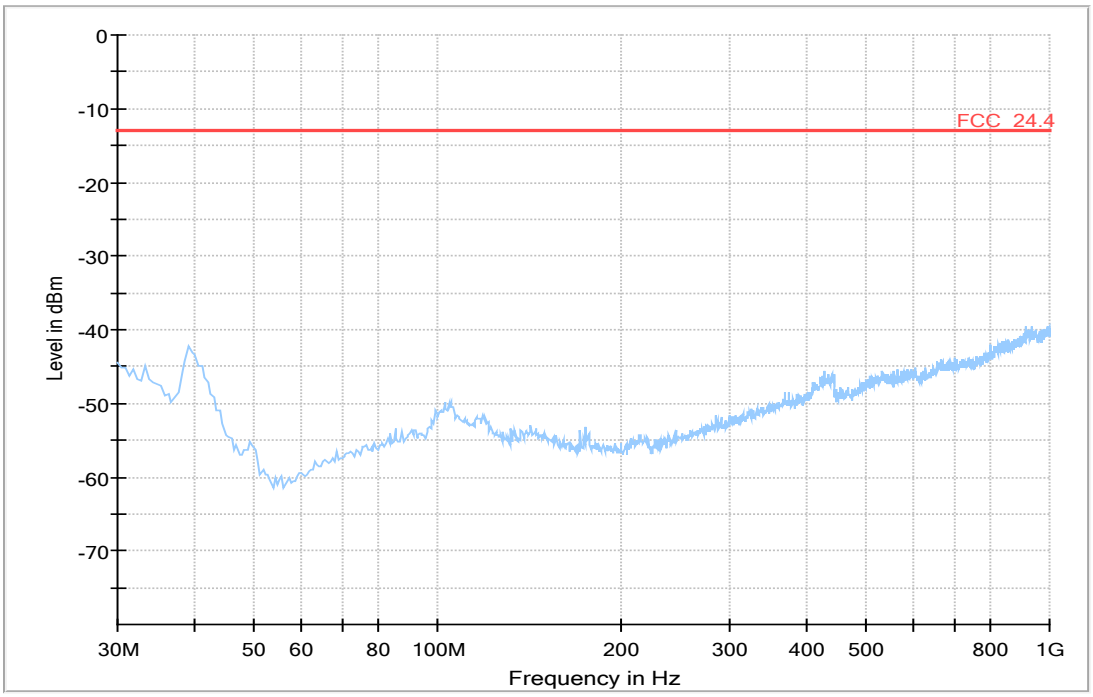

1 GHz – 20 GHz

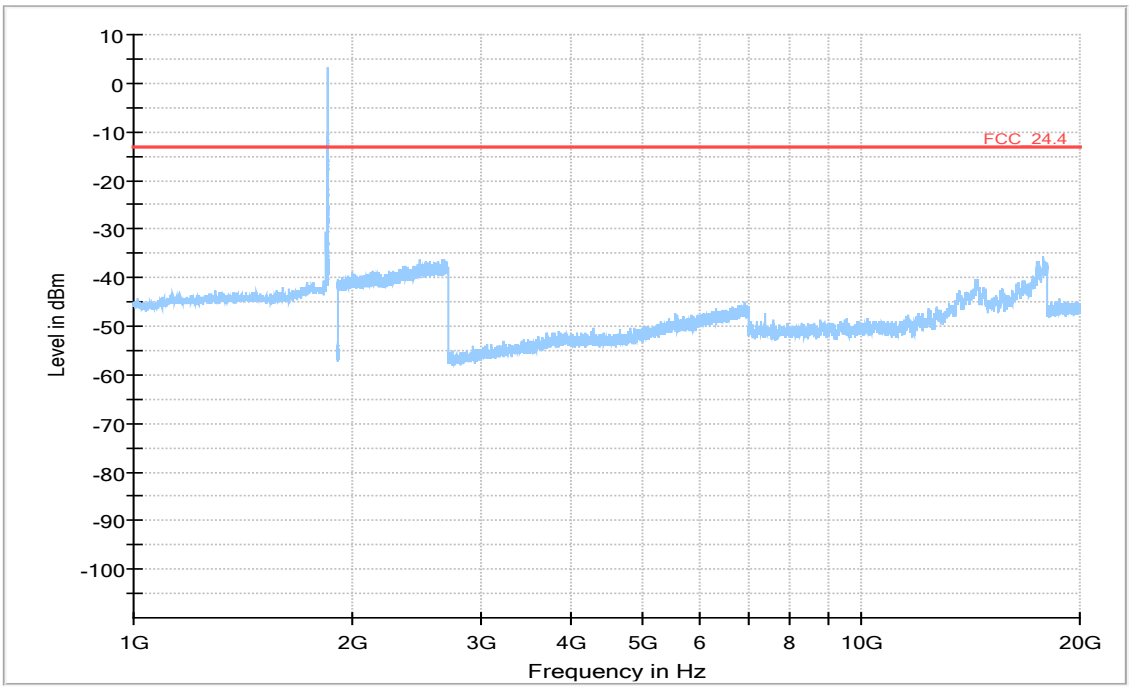

re-measurement at carrier

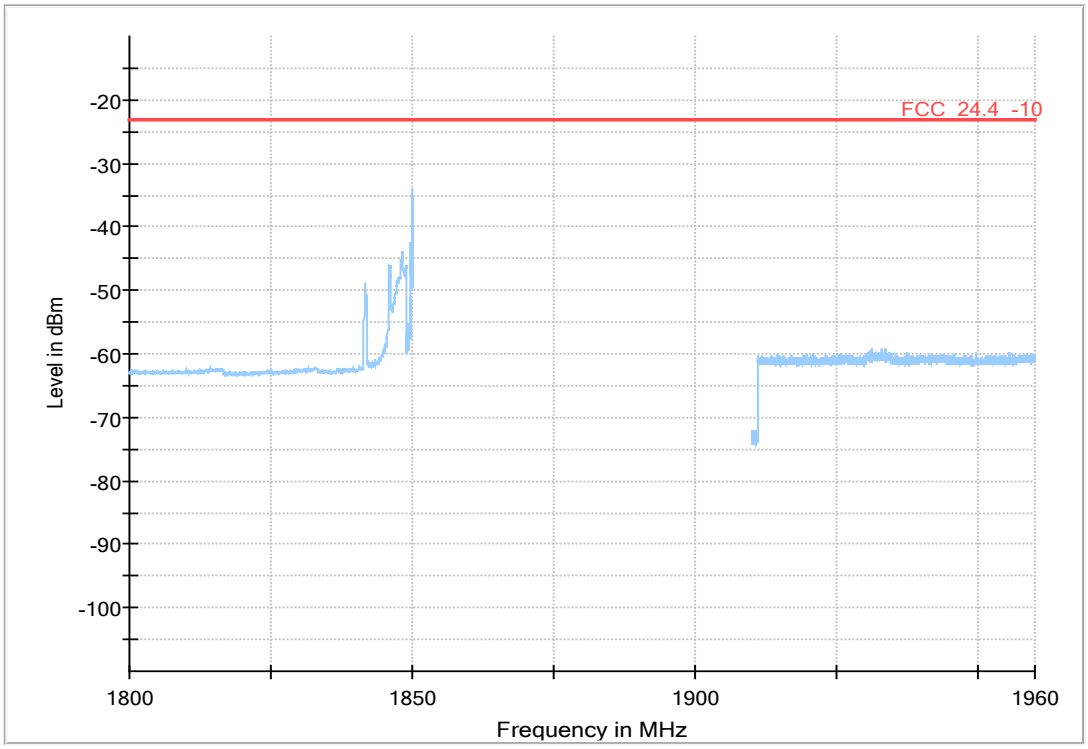

5.11.5 TEST EQUIPMENT USED

- Radiated Emissions

5.12 EMISSION AND OCCUPIED BANDWIDTH

Standard **FCC PART 24 Subpart E**

The test was performed according to:
ANSI C63.26: 2015

5.12.1 TEST DESCRIPTION

This test case is intended to demonstrate compliance to the applicable conducted spurious emission test case per FCC §2.1049 and RSS-GEN 6.7. The limit and the requirements come from the applicable rule part and ISED RSS-Standard for the operating band of the cellular device.

The EUT was connected to the test setups according to the following diagram:

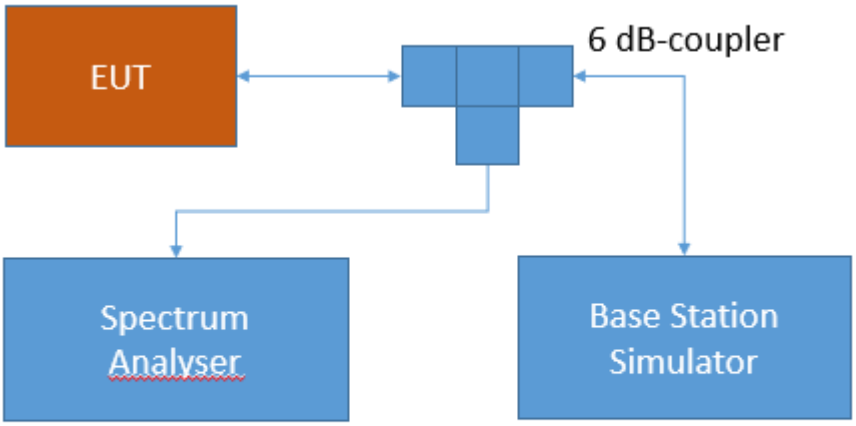

Test Setup FCC Part 22/24/27/90 Cellular;
Spurious Emissions at antenna terminal

The attenuation of the measuring and stimulus path are known for each measured frequency and are considered.

The Spectrum Analyzer settings can be directly found in the measurement diagrams.

5.12.2 TEST REQUIREMENTS / LIMITS

FCC Part 2.1049; Occupied Bandwidth:

The occupied bandwidth, that is the frequency bandwidth such that, below its lower and above its upper frequency limits, the mean powers radiated are each equal to 0.5 percent of the total mean power radiated by a given emission shall be measured under the following conditions as applicable:

(h) Transmitters employing digital modulation techniques—when modulated by an input signal such that its amplitude and symbol rate represent the maximum rated conditions under which the equipment will be operated. The signal shall be applied through any filter networks, pseudo-random generators or other devices required in normal service. Additionally, the occupied bandwidth shall be shown for operation with any devices used for modifying the spectrum when such devices are optional at the discretion of the user.

(i) Transmitters designed for other types of modulation—when modulated by an appropriate signal of sufficient amplitude to be representative of the type of service in which used. A description of the input signal should be supplied.

RSS-GEN; 6.7 Occupied Bandwidth (or 99% emission bandwidth) and x dB bandwidth

The occupied bandwidth or the "99% emission bandwidth" is defined as the frequency range between two points, one above and the other below the carrier frequency, within which 99% of the total transmitted power of the fundamental transmitted emission is contained. The occupied bandwidth shall be reported for all equipment in addition to the specified bandwidth required in the applicable RSSs.

In some cases, the "x dB bandwidth" is required, which is defined as the frequency range between two points, one at the lowest frequency below and one at the highest frequency above the carrier frequency, at which the maximum power level of the transmitted emission is attenuated x dB below the maximum in-band power level of the modulated signal, where the two points are on the outskirts of the in-band emission.

The following conditions shall be observed for measuring the occupied bandwidth and x dB bandwidth:

The transmitter shall be operated at its maximum carrier power measured under normal test conditions.

The span of the spectrum analyzer shall be set large enough to capture all products of the modulation process, including the emission skirts, around the carrier frequency, but small enough to avoid having other emissions (e.g. on adjacent channels) within the span.
The detector of the spectrum analyzer shall be set to "Sample". However, a peak, or peak hold, may be used in place of the sampling detector since this usually produces a wider bandwidth than the actual bandwidth (worst-case measurement). Use of a peak hold (or "Max Hold") may be necessary to determine the occupied / x dB bandwidth if the device is not transmitting continuously.
The resolution bandwidth (RBW) shall be in the range of 1% to 5% of the actual occupied / x dB bandwidth and the video bandwidth (VBW) shall not be smaller than three times the RBW value. Video averaging is not permitted.

Note: It may be necessary to repeat the measurement a few times until the RBW and VBW are in compliance with the above requirement.

For the 99% emission bandwidth, the trace data points are recovered and directly summed in linear power level terms. The recovered amplitude data points, beginning at the lowest frequency, are placed in a running sum until 0.5% of the total is reached, and that frequency recorded. The process is repeated for the highest frequency data points (starting at the highest frequency, at the right side of the span, and going down in frequency). This frequency is then recorded. The difference between the two recorded frequencies is the occupied bandwidth (or the 99% emission bandwidth).

5.12.3 TEST PROTOCOL

Ambient temperature: 20 - 28 °C
Relative humidity: 30 - 45 %

Radio Technology	Channel	Ressource Blocks / Subcarrier	Bandwidth [MHz]	Nominal BW [MHz]	26 dB BW [kHz]	99 % BW [kHz]
GSM 1900	low	-	0.2	0.2	322.7	246.5
GSM 1900	mid	-	0.2	0.2	314.6	246.5
GSM 1900	high	-	0.2	0.2	318.6	246.5
GSM 1900 EDGE	low	-	0.2	0.2	286.6	234.5
GSM 1900 EDGE	mid	-	0.2	0.2	284.6	238.5
GSM 1900 EDGE	high	-	0.2	0.2	292.6	226.5
FDD II	low	-	5	5	4749.5	4128.3
FDD II	mid	-	5	5	4729.5	4128.3
FDD II	high	-	5	5	4749.5	4128.3
FDD II HSDPA Subtest 1	low	-	5	5	4709.4	4128.3
FDD II HSDPA Subtest 1	mid	-	5	5	4749.5	4128.3
FDD II HSDPA Subtest 1	high	-	5	5	4729.5	4128.3
FDD II HSUPA Subtest 1	low	-	5	5	4809.6	4168.3
FDD II HSUPA Subtest 1	mid	-	5	5	4789.6	4148.3
FDD II HSUPA Subtest 1	high	-	5	5	4789.6	4148.3
FDD II HSUPA Subtest 5	low	-	5	5	4809.6	4168.3
FDD II HSUPA Subtest 5	mid	-	5	5	4789.6	4148.3
FDD II HSUPA Subtest 5	high	-	5	5	4789.6	4148.3
LTE eFDD 2 QPSK	low	6	1.4	1.4	-	1118.2
LTE eFDD 2 QPSK	mid	6	1.4	1.4	-	1100.2
LTE eFDD 2 QPSK	high	6	1.4	1.4	-	1106.2
LTE eFDD 2 16QAM	low	6	1.4	1.4	-	1100.2
LTE eFDD 2 16QAM	mid	6	1.4	1.4	-	1106.2
LTE eFDD 2 16QAM	high	6	1.4	1.4	-	1100.2
LTE eFDD 2 QPSK	low	15	3	3	-	2753.5
LTE eFDD 2 QPSK	mid	15	3	3	-	2753.5
LTE eFDD 2 QPSK	high	15	3	3	-	2753.5

LTE eFDD 2 16QAM	low	15	3	3	-	2777.6
LTE eFDD 2 16QAM	mid	15	3	3	-	2741.5
LTE eFDD 2 16QAM	high	15	3	3	-	2765.5
LTE eFDD 2 QPSK	low	25	5	5	-	4549.1
LTE eFDD 2 QPSK	mid	25	5	5	-	4529.1
LTE eFDD 2 QPSK	high	25	5	5	-	4509.0
LTE eFDD 2 16QAM	low	25	5	5	-	4529.1
LTE eFDD 2 16QAM	mid	25	5	5	-	4569.1
LTE eFDD 2 16QAM	high	25	5	5	-	4529.1
LTE eFDD 2 QPSK	low	50	10	10	-	9018.0
LTE eFDD 2 QPSK	mid	50	10	10	-	8978.0
LTE eFDD 2 QPSK	high	50	10	10	-	8978.0
LTE eFDD 2 16QAM	low	12	10	10	-	2485.0
LTE eFDD 2 16QAM	mid	12	10	10	-	2525.1
LTE eFDD 2 16QAM	high	12	10	10	-	2485.0
LTE eFDD 2 QPSK	low	75	15	15	-	13527.1
LTE eFDD 2 QPSK	mid	75	15	15	-	13466.9
LTE eFDD 2 QPSK	high	75	15	15	-	13466.9
LTE eFDD 2 16QAM	low	18	15	15	-	3727.5
LTE eFDD 2 16QAM	mid	18	15	15	-	3787.6
LTE eFDD 2 16QAM	high	18	15	15	-	3727.5
LTE eFDD 2 QPSK	low	100	20	20	-	18036.1
LTE eFDD 2 QPSK	mid	100	20	20	-	18116.2
LTE eFDD 2 QPSK	high	100	20	20	-	17955.9
LTE eFDD 2 16QAM	low	18	20	20	-	4168.3
LTE eFDD 2 16QAM	mid	18	20	20	-	4088.2
LTE eFDD 2 16QAM	high	18	20	20	-	4248.5

Remark: Please see next sub-clause for the measurement plot.

5.12.4 MEASUREMENT PLOT (EXAMPLE PLOT, SHOWING WORST CASE, IF APPLICABLE)

GSM 1900, Channel = mid

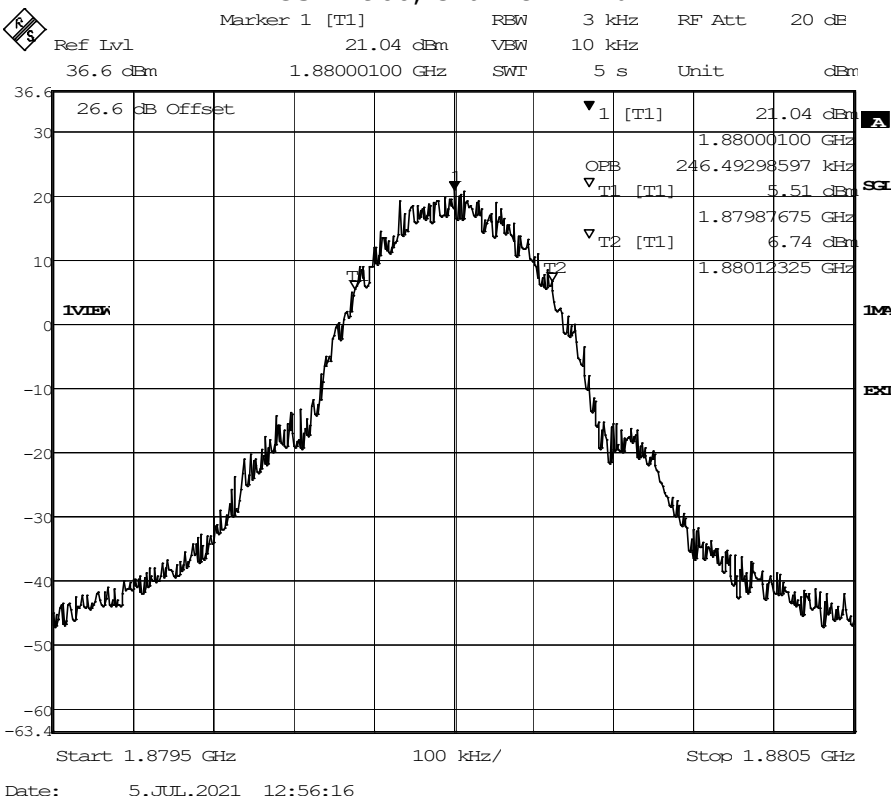

EDGE 1900, Channel = mid

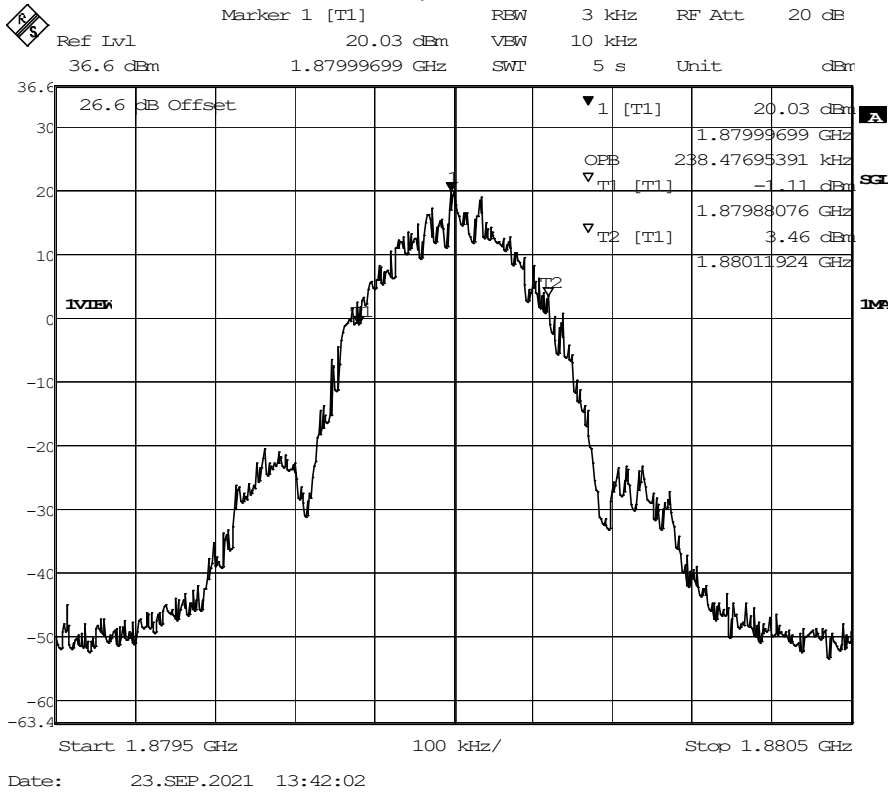

WCDMA FDD2, Channel = mid

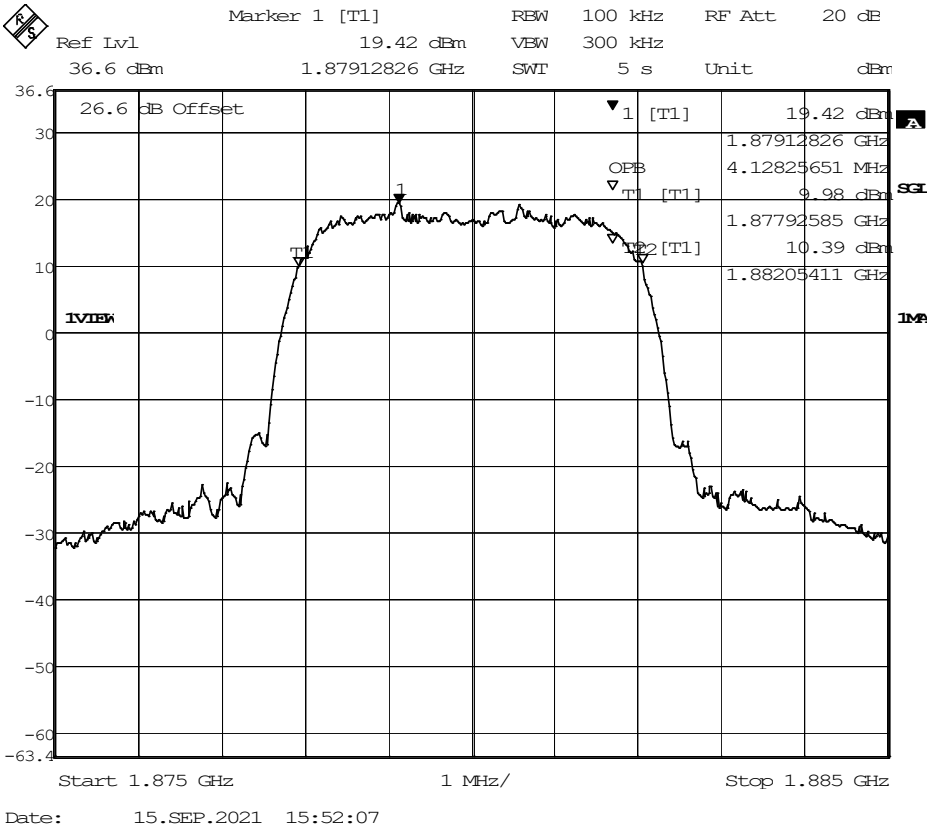

HSDPA FDD2, Channel = mid

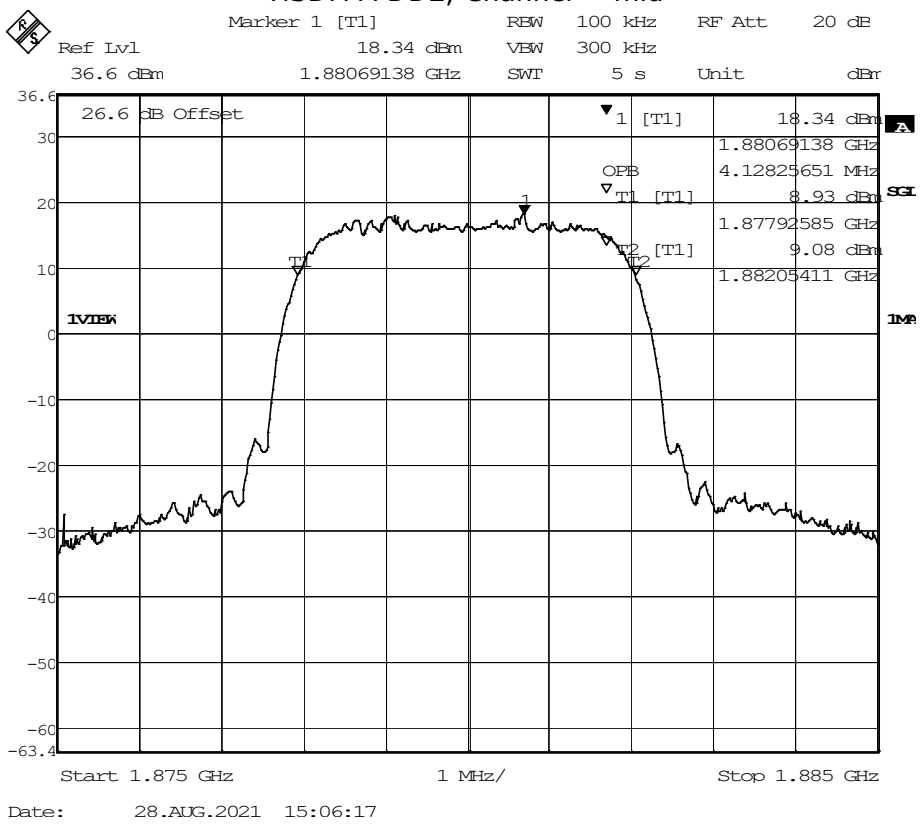

HSUPA FDD2 Subtest 1, Channel = mid

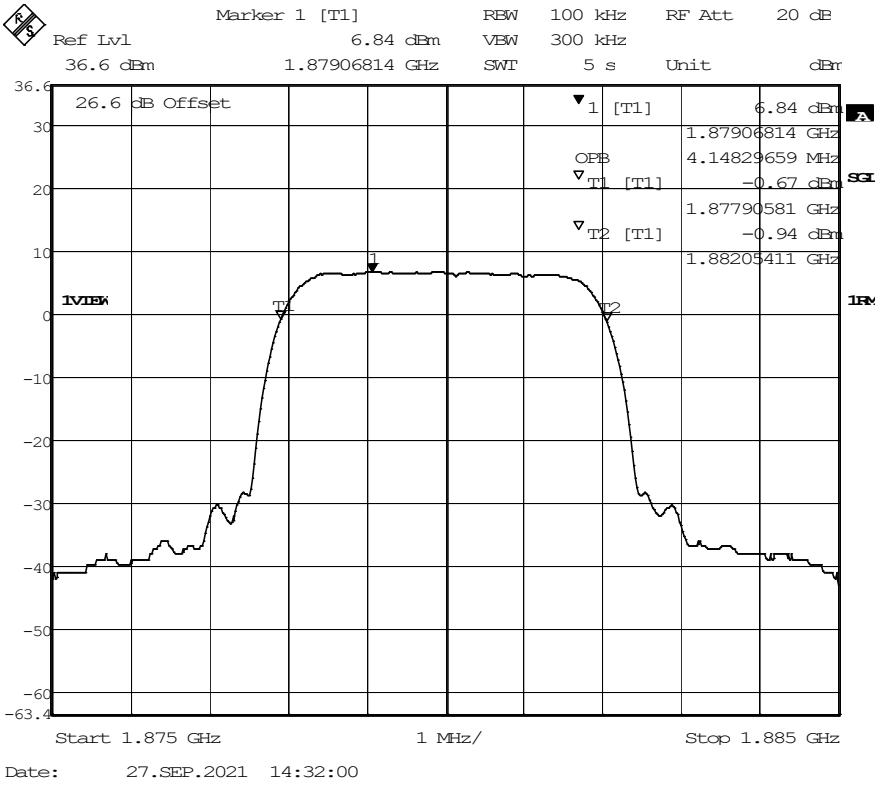

LTE eFDD2 QPSK 10MHz, Channel = mid

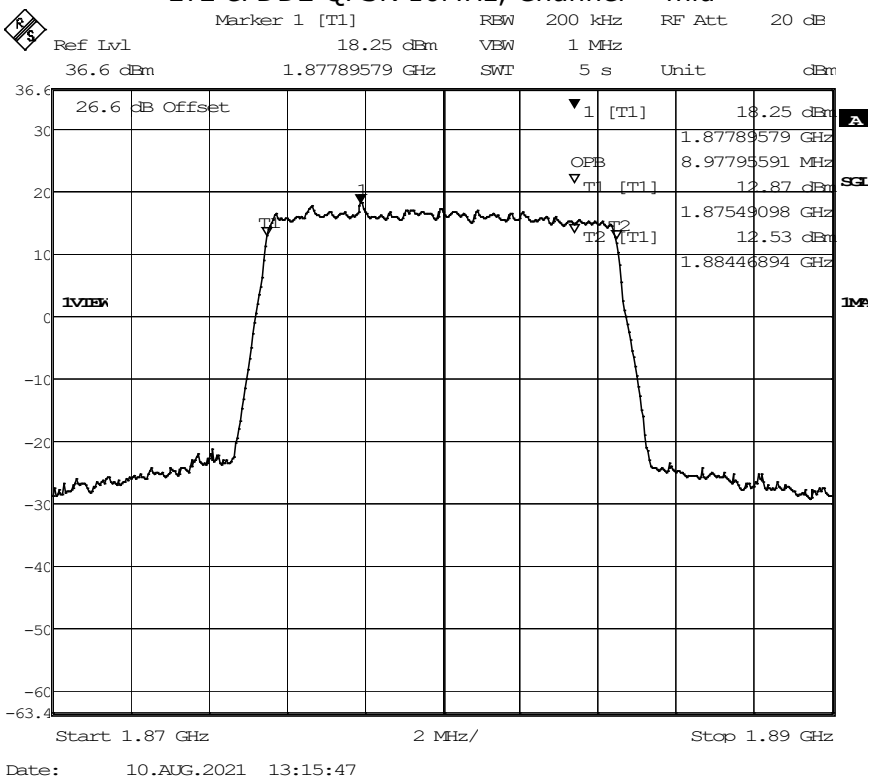

5.12.5 TEST EQUIPMENT USED

- Radio Lab

5.13 BAND EDGE COMPLIANCE

Standard **FCC PART 24 Subpart E**

The test was performed according to:
ANSI C63.26: 2015

5.13.1 TEST DESCRIPTION

This test case is intended to demonstrate compliance to the applicable conducted spurious emission test case per § 2. 1051 and RSS-GEN 6.13. The limit comes from the applicable rule part and ISED RSS-Standard for the operating band of the cellular device.

The EUT was connected to the test setup according to the following diagram:

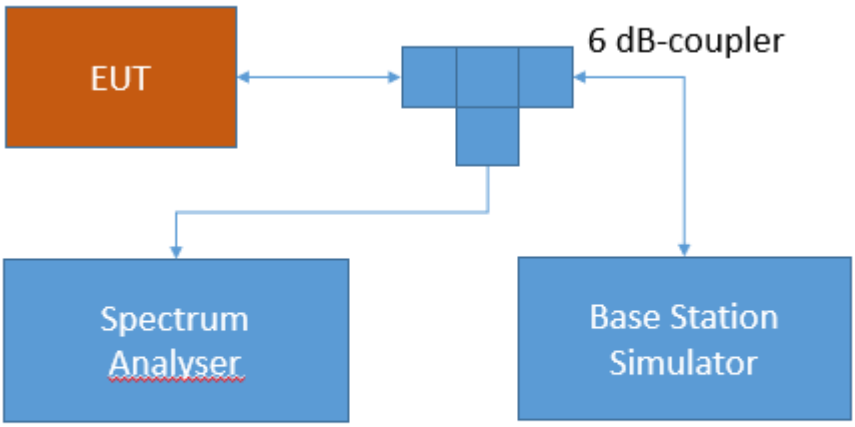

Test Setup FCC Part 22/24/27/90 Cellular;
Band edge compliance

The attenuation of the measuring and stimulus path are known for each measured frequency and are considered.

The Spectrum Analyzer settings can be directly found in the measurement diagrams.

5.13.2 TEST REQUIREMENTS / LIMITS

FCC Part 2.1051; Measurement required: Spurious emissions at antenna terminal:

The radio frequency voltage or powers generated within the equipment and appearing on a spurious frequency shall be checked at the equipment output terminals when properly loaded with a suitable artificial antenna. Curves or equivalent data shall show the magnitude of each harmonic and other spurious emission that can be detected when the equipment is operated under the conditions specified in §2.1049 as appropriate. The magnitude of spurious emissions which are attenuated more than 20 dB below the permissible value need not be specified.

Part 24, Subpart E – Broadband PCS

§24 238 – Emission limitations for Broadband PCS equipment

a) Out of band emissions. The power of any emission outside of the authorized operating frequency ranges must be attenuated below the transmitting power (P) by a factor of at least 43 + 10 log(P) dB.

b) Measurement procedure. Compliance with these rules is based on the use of measurement instrumentation employing a resolution bandwidth of 1 MHz or greater. However, in the 1 MHz bands immediately outside and adjacent to the frequency block a resolution bandwidth of at least one percent of the emission bandwidth of the fundamental emission of the transmitter may be employed. A narrower resolution bandwidth is permitted in all cases to improve measurement accuracy provided the measured power is integrated over the full required measurement bandwidth (i.e. 1 MHz or 1 percent of emission bandwidth, as specified). The emission bandwidth is defined as the width of the signal between two points, one below the carrier center frequency and one above the carrier center frequency, outside of which all emissions are attenuated at least 26 dB below the transmitter power.

RSS-133; 6.5 Transmitter Unwanted Emissions

Mobile and base station equipment shall comply with the limits in (1) and (2) below.

1. In the 1.0 MHz bands immediately outside and adjacent to the equipment's operating frequency block, the emission power per any 1% of the emission bandwidth shall be attenuated (in dB) below the transmitter output power P (dBW) by at least 43 + 10 $\log_{10}$p (watts).
2. After the first 1.0 MHz, the emission power in any 1 MHz bandwidth shall be attenuated (in dB) below the transmitter output power P (dBW) by at least 43 + 10 $\log_{10}$p (watts). If the measurement is performed using 1% of the emission bandwidth, power integration over 1.0 MHz is required.

5.13.3 TEST PROTOCOL

Ambient temperature: 20 - 28 °C
Relative humidity: 30 - 45 %

Radio Technology	Channel	Re-source Blocksr	Bandwidth [MHz]	Peak [dBm]	Average [dBm]	RMS [dBm]	Limit /dBm	Margin to Limit /dB
GSM 1900	low	-	0.2	-19.62	-40.9	-31.73	-13	18.73
GSM 1900	high	-	0.2	-23.22	-40.9	-33.86	-13	20.86
GSM 1900 EDGE	low	-	0.2	-28.28	-45.13	-37.31	-13	24.31
GSM 1900 EDGE	high	-	0.2	-32.36	-49.45	-39.85	-13	26.85
FDD II	low	-	5	-18.72	-28.08	-27.14	-13	14.14
FDD II	high	-	5	-21.17	-31.73	-31.01	-13	18.01
FDD II HSDPA Subtest 1	low	-	5	-21.02	-29.72	-28.86	-13	15.86
FDD II HSDPA Subtest 1	high	-	5	-20.97	-31.36	-30.34	-13	17.34
FDD II HSUPA Subtest 1	low	-	5	-17.34	-26.30	-25.52	-13	12.52
FDD II HSUPA Subtest 1	high	-	5	-21.26	-31.01	-30.34	-13	17.34
FDD II HSUPA Subtest 5	low	-	5	-18.44	-26.50	-25.71	-13	12.71
FDD II HSUPA Subtest 5	high	-	5	-20.53	-31.01	-30.02	-13	17.02
LTE eFDD 2 QPSK	low	6	1.4	-18.51	-28.34	-27.14	-13	14.14
LTE eFDD 2 QPSK	high	6	1.4	-20.68	-29.72	-28.86	-13	15.86
LTE eFDD 2 16QAM	low	6	1.4	-18.57	-29.72	-28.86	-13	15.86
LTE eFDD 2 16QAM	high	6	1.4	-19.66	-31.36	-30.34	-13	17.34
LTE eFDD 2 QPSK	low	15	3	-15.74	-28.08	-26.5	-13	13.5
LTE eFDD 2 QPSK	high	15	3	-17.74	-31.01	-29.14	-13	16.14
LTE eFDD 2 16QAM	low	15	3	-17.73	-30.34	-28.60	-13	15.6
LTE eFDD 2 16QAM	high	15	3	-18.52	-32.52	-30.67	-13	17.67
LTE eFDD 2 QPSK	low	25	5	-15.43	-29.72	-27.84	-13	14.84
LTE eFDD 2 QPSK	high	25	5	-16.65	-32.52	-30.34	-13	17.34
LTE eFDD 2 16QAM	low	25	5	-12.16	-28.08	-25.9	-13	12.9
LTE eFDD 2 16QAM	high	25	5	-14.18	-30.67	-28.34	-13	15.34
LTE eFDD 2 QPSK	low	50	10	-17.5	-31.01	-30.02	-13	17.02
LTE eFDD 2 QPSK	high	50	10	-19.32	-34.36	-32.94	-13	19.94
LTE eFDD 2 16QAM	low	12	10	-15.46	-29.42	-28.34	-13	15.34
LTE eFDD 2 16QAM	high	12	10	-18.1	-32.94	-31.73	-13	18.73
LTE eFDD 2 QPSK	low	75	15	-18.36	-31.36	-30.34	-13	17.34
LTE eFDD 2 QPSK	high	75	15	-16	-32.94	-31.36	-13	18.36
LTE eFDD 2 16QAM	low	18	15	-13.99	-27.6	-26.3	-13	13.3
LTE eFDD 2 16QAM	high	18	15	-16.04	-31.36	-30.02	-13	17.02
LTE eFDD 2 QPSK	low	100	20	-22.09	-33.86	-32.94	-13	19.94
LTE eFDD 2 QPSK	high	100	20	-21.17	-33.39	-32.52	-13	19.52
LTE eFDD 2 16QAM	low	18	20	-15.21	-26.3	-25.34	-13	12.34
LTE eFDD 2 16QAM	high	18	20	-15.05	-31.36	-30.34	-13	17.34

Remark: Please see next sub-clause for the measurement plot.

5.13.4 MEASUREMENT PLOT (EXAMPLE PLOT, SHOWING WORST CASE, IF APPLICABLE)

GSM 1900, Channel = low

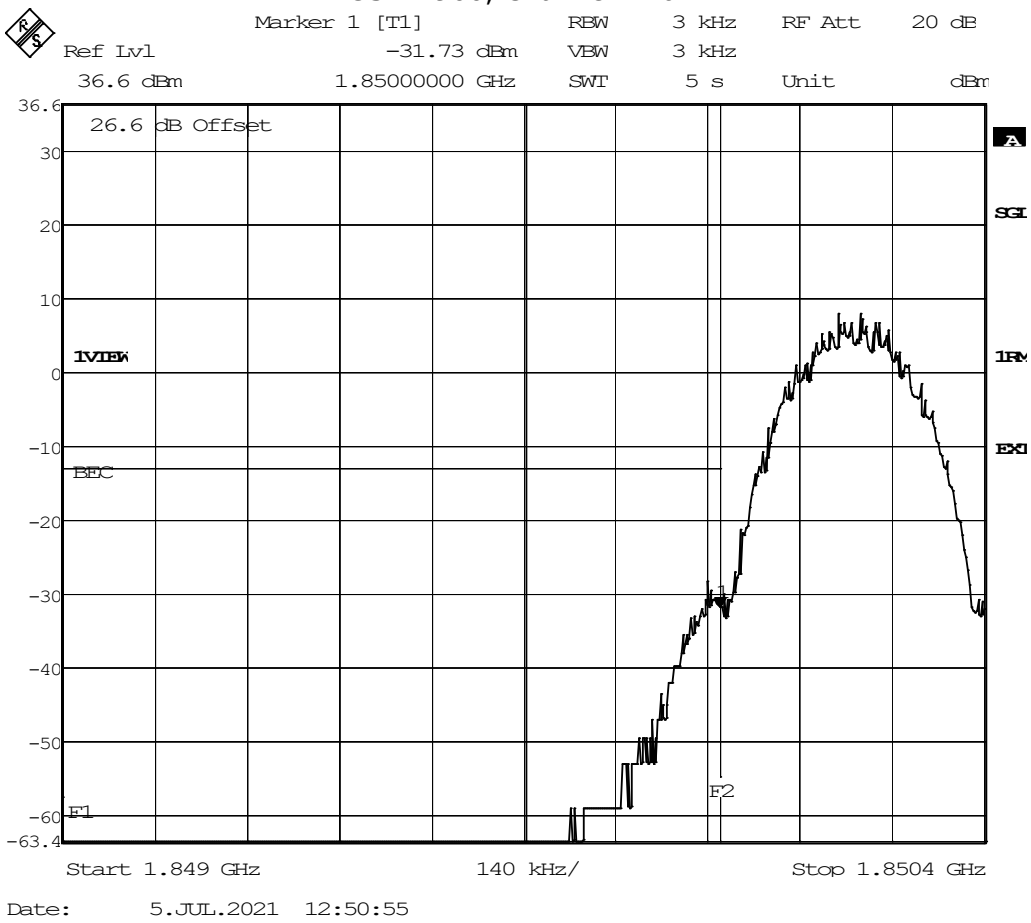

EDGE 1900, Channel = low

WCDMA FDD2, Channel = low

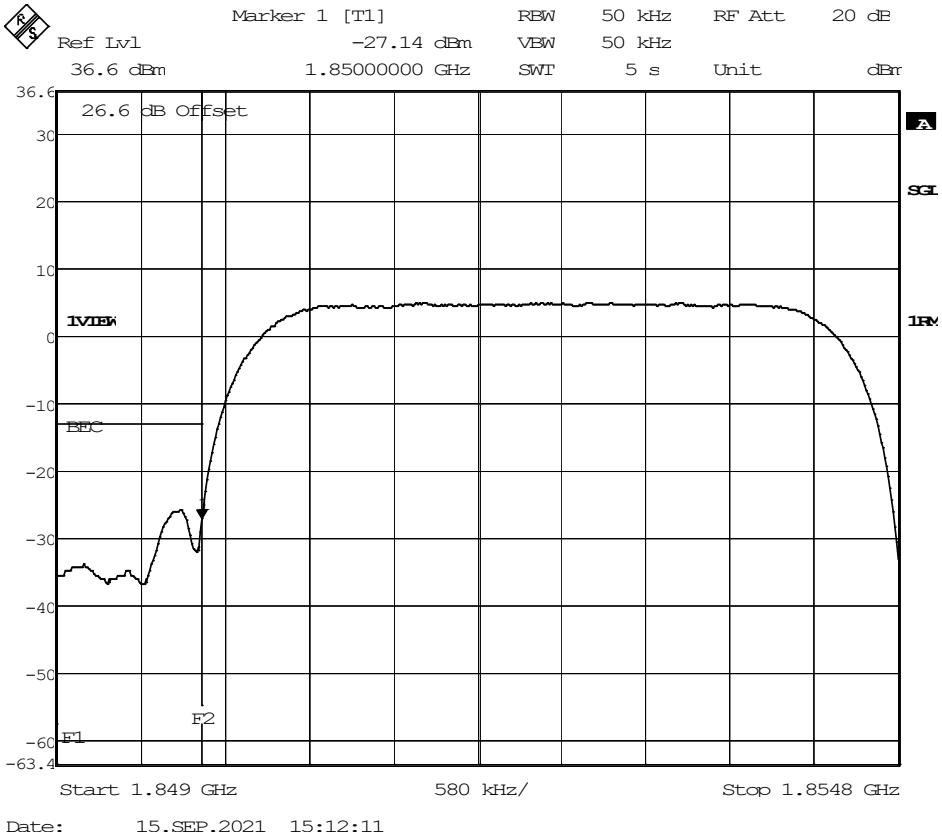

HSDPA FDD2, Channel = low

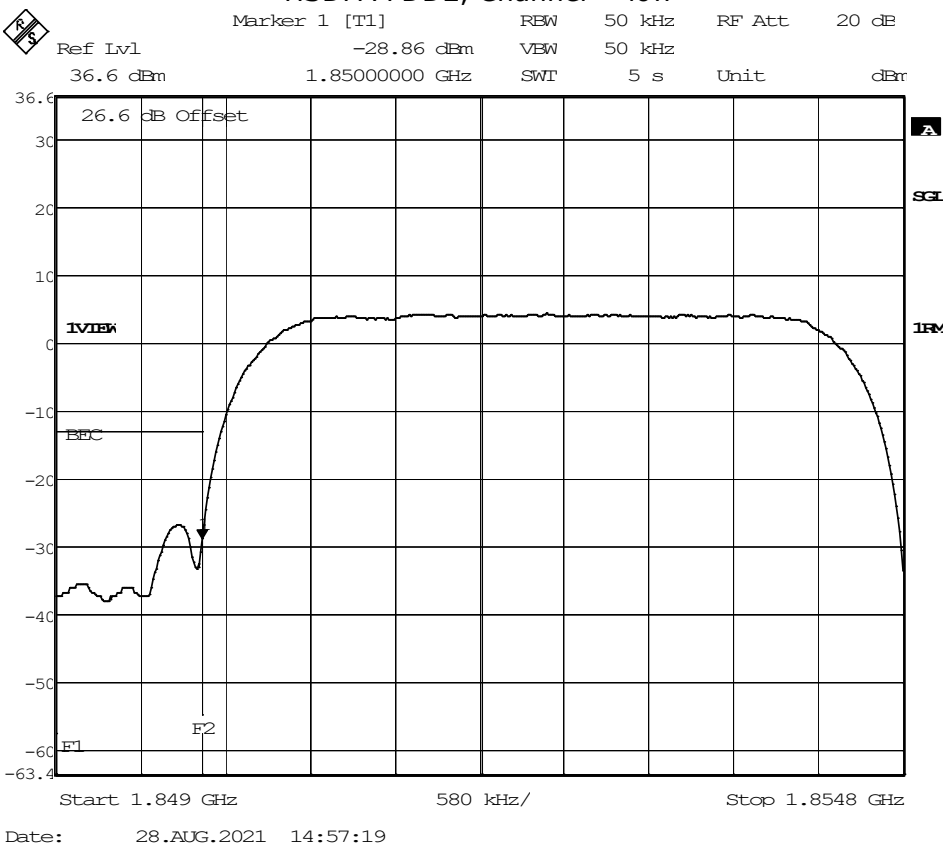

HSUPA FDD2 Subtest 5, Channel = low

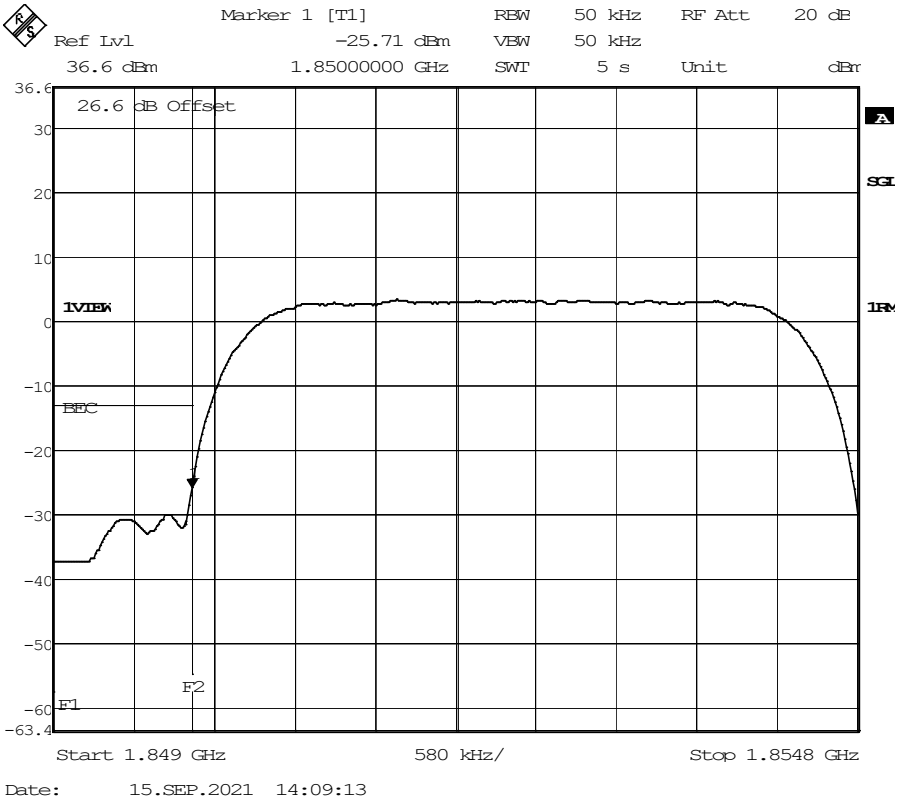

LTE eFDD2 16QAM 20MHz, Channel = low

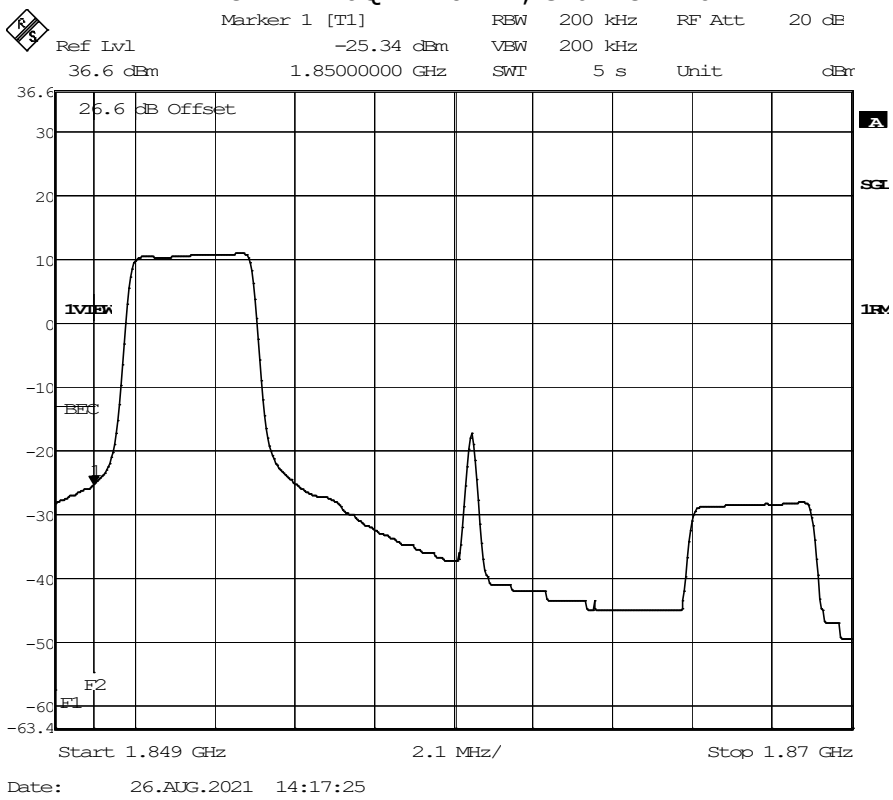

5.13.5 TEST EQUIPMENT USED

- Radio Lab

5.14 PEAK TO AVERAGE RATIO

Standard **FCC PART 24 Subpart E**

The test was performed according to:
ANSI C63.26: 2015

5.14.1 TEST DESCRIPTION

This test case is intended to demonstrate compliance of the EUT to the peak-to-average limits and requirements of the applicable rule part and ISED RSS-Standard for the operating band of the cellular device.

The EUT was connected to the test setup according to the following diagram:

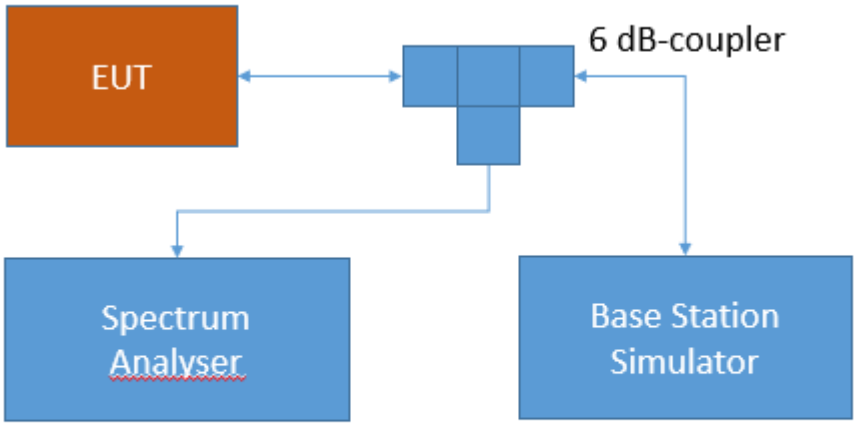

Test Setup FCC Part 22/24/27/90 Cellular;
Peak-average ratio

The attenuation of the measuring and stimulus path are known for each measured frequency and are considered.

The Spectrum Analyzer settings can be directly found in the measurement diagrams. The internal CCDF (complementary cumulative distribution function) of the spectrum analyser is used for this measurement

5.14.2 TEST REQUIREMENTS / LIMITS

FCC Part 24, § 24.232

(d) Power measurements for transmissions by stations authorized under this section may be made either in accordance with a Commission-approved average power technique or in compliance with paragraph (e) of this section. In both instances, equipment employed must be authorized in accordance with the provisions of §24.51. In measuring transmissions in this

band using an average power technique, the peak-to-average ratio (PAR) of the transmission may not exceed 13 dB.

RSS-133; 6.4 Transmitter Output Power and Equivalent Isotropically Radiated Power

In addition, the peak-to-average power ratio (PAPR) of the transmitter shall not exceed 13 dB for more than 0.1% of the time using a signal corresponding to the highest PAPR during periods of continuous transmission.

5.14.3 TEST PROTOCOL

Ambient temperature: 20 - 28 °C
Relative humidity: 30 - 45 %

Radio Technology	Channel	Re-source Blocks	Bandwidth [MHz]	Peak to Average Ratio	Limit (IC) [dB]
GSM 1900	low	-	0.2	0.68	13
GSM 1900	mid	-	0.2	0.65	13
GSM 1900	high	-	0.2	0.67	13
GSM 1900 EDGE	low	-	0.2	3.31	13
GSM 1900 EDGE	mid	-	0.2	3.12	13
GSM 1900 EDGE	high	-	0.2	3.38	13
FDD II	low	-	5	5.57	13
FDD II	mid	-	5	5.32	13
FDD II	high	-	5	5.21	13
FDD II HSDPA Subtest 1	low	-	5	5.23	13
FDD II HSDPA Subtest 1	mid	-	5	5.51	13
FDD II HSDPA Subtest 1	high	-	5	5.62	13
FDD II HSUPA Subtest 1	low	-	5	6.03	13
FDD II HSUPA Subtest 1	mid	-	5	6.65	13
FDD II HSUPA Subtest 1	high	-	5	6.60	13
FDD II HSUPA Subtest 5	low	-	5	7.07	13
FDD II HSUPA Subtest 5	mid	-	5	6.94	13
FDD II HSUPA Subtest 5	high	-	5	6.30	13
LTE eFDD 2 QPSK	low	6	1.4	5.97	13
LTE eFDD 2 QPSK	mid	6	1.4	5.74	13
LTE eFDD 2 QPSK	high	6	1.4	5.77	13
LTE eFDD 2 16QAM	low	6	1.4	6.58	13
LTE eFDD 2 16QAM	mid	6	1.4	6.20	13
LTE eFDD 2 16QAM	high	6	1.4	6.26	13

Remark: Please see next sub-clause for the measurement plot.

5.14.4 MEASUREMENT PLOT (EXAMPLE PLOT, SHOWING WORST CASE, IF APPLICABLE)

LTE eFDD2 16QAM, Channel = low

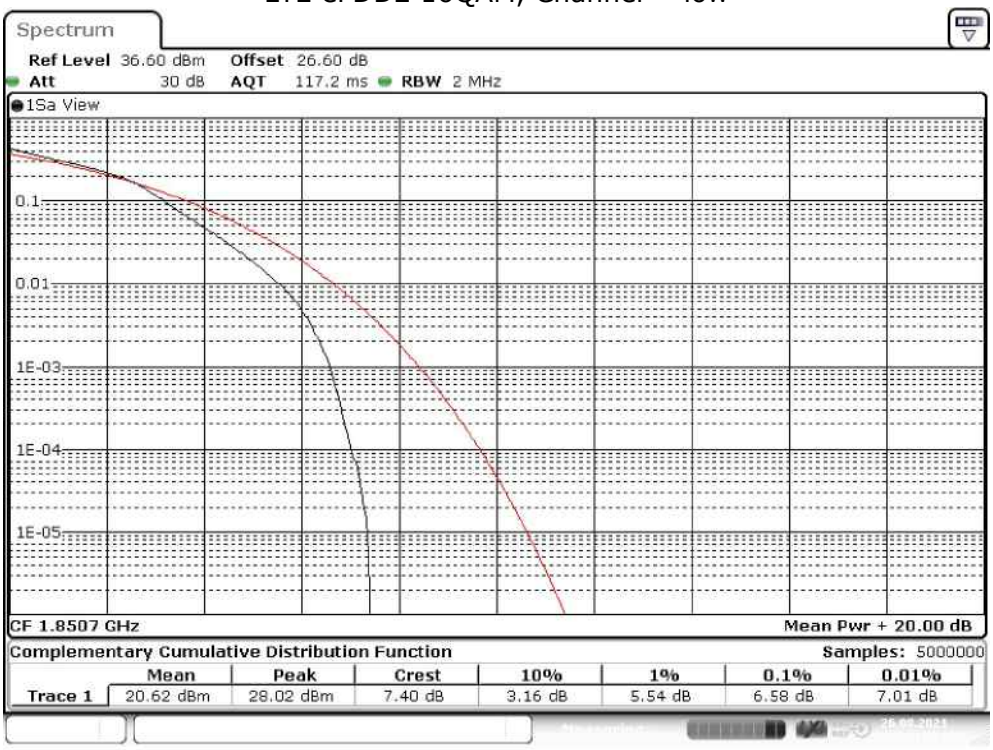

Date: 26.AUG.2021 19:41:12

5.14.5 TEST EQUIPMENT USED

- Radio Lab

5.15 RF OUTPUT POWER

Standard **FCC PART 27 Subpart C**

The test was performed according to:
ANSI C63.26: 2015

5.15.1 TEST DESCRIPTION

This test case is intended to demonstrate compliance to the applicable RF Output power test case per § 2.1046 and RSS-GEN 6.12. The limit and the requirements come from the applicable rule part and ISED RSS-Standard for the operating band of the cellular device.

The EUT was connected to the test setup according to the following diagram:

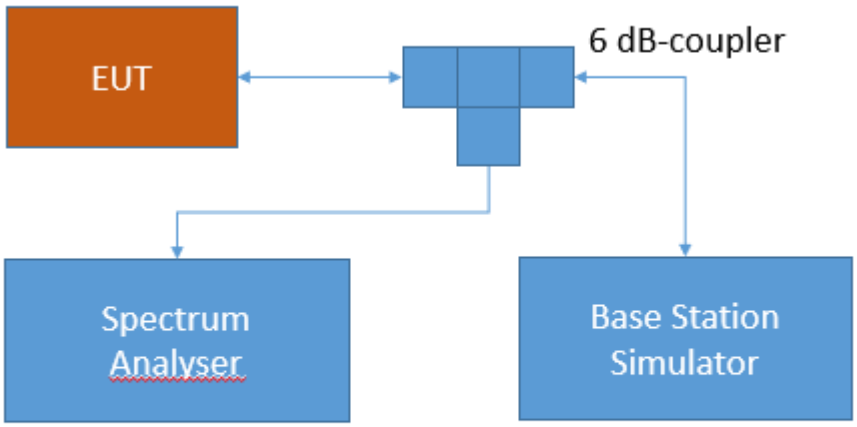

Test Setup FCC Part 22/24/27/90 Cellular;
RF Output power

The attenuation of the measuring and stimulus path are known for each measured frequency and are considered.

The Spectrum Analyzer settings can be directly found in the measurement diagrams.

5.15.2 TEST REQUIREMENTS / LIMITS

FCC Part 27; Miscellaneous Wireless Communication Services

Subpart C – Technical standards

§ 27.50 - Power limits and duty cycle

Band 13:

(b) The following power limits apply to transmitters operating in the 746-758 MHz, 775-788 MHz and 805-806 MHz bands:

(10) Portable stations (hand-held devices) transmitting in the 746-757 MHz, 776-788 MHz, and 805-806 MHz bands are limited to 3 watts ERP.

RSS-130; 4.6.3 Transmitter Output Power

The e.r.p. shall not exceed 3 watts for portable equipment and indoor fixed subscriber equipment.

Band 12:

c) The following power and antenna height requirements apply to stations transmitting in the 600 MHz band and the 698-746 MHz band:

(10) Portable stations (hand-held devices) in the 600 MHz uplink band and the 698-746 MHz band, and fixed and mobile stations in the 600 MHz uplink band are limited to 3 watts ERP.

RSS-130; 4.6.3 Transmitter Output Power

The e.r.p. shall not exceed 3 watts for portable equipment and indoor fixed subscriber equipment.

Band 4/10/66:

d) The following power and antenna height requirements apply to stations transmitting in the 1695-1710 MHz, 1710-1755 MHz, 1755-1780 MHz, 1915-1920 MHz, 1995-2000 MHz, 2000-2020 MHz, 2110-2155 MHz, 2155-2180 MHz and 2180-2200 MHz bands:

(4) Fixed, mobile, and portable (hand-held) stations operating in the 1710-1755 MHz band and mobile and portable stations operating in the 1695-1710 MHz and 1755-1780 MHz bands are limited to 1 watt EIRP. Fixed stations operating in the 1710-1755 MHz band are limited to a maximum antenna height of 10 meters above ground. Mobile and portable stations operating in these bands must employ a means for limiting power to the minimum.

RSS-139; 6.5 Transmitter Output Power

The equivalent isotropically radiated power (e.i.r.p.) for mobile and portable transmitters shall not exceed one watt.

Band 17:

(c) The following power requirements apply to stations transmitting in the 600 MHz band and the 698-746 MHz band:

(10) Portable stations (hand-held devices) in the 600 MHz uplink band and the 698-746 MHz band, and fixed and mobile stations in the 600 MHz uplink band are limited to 3 watts ERP.

RSS-130; 4.6.3 Transmitter Output

The e.r.p. shall not exceed 3 watts for portable equipment and indoor fixed subscriber equipment.

Band 7:

(h) The following power limits shall apply in the BRS and EBS:

(2) Mobile and other user stations. Mobile stations are limited to 2.0 watts EIRP. All user stations are limited to 2.0 watts transmitter output power.

RSS-199; 4.4 Transmitter output power and equivalent isotropically power (e.i.r.p.)

The transmitter output power shall be measured in terms of average value.

For mobile subscriber equipment, the e.i.r.p. shall not exceed 2 W. For fixed subscriber equipment, the transmitter output power shall not exceed 2 W and the e.i.r.p. shall be limited to 40 W.

For equipment with multiple antennas, the transmitter output power and e.i.r.p shall be measured according to ANSI C63.26-2015.

5.15.3 TEST PROTOCOL

Ambient temperature: 20 - 28 °C
Relative humidity: 30 - 45 %

Radio Technology	Channel	Resource Blocks	Bandwidth [MHz]	RMS Conducted Power (dBm)	FCC Limit (W)	IC Limit (W)	Maximum Antenna Gain FCC (dBi)	Maximum Antenna Gain IC (dBi)
LTE eFDD 4 QPSK	low	1	1.4	23.13	1 (EIRP)	1 (EIRP)	6.87	6.87
LTE eFDD 4 QPSK	low	3	1.4	22.54	1 (EIRP)	1 (EIRP)	7.46	7.46
LTE eFDD 4 QPSK	low	6	1.4	21.57	1 (EIRP)	1 (EIRP)	8.43	8.43
LTE eFDD 4 QPSK	mid	1	1.4	23.14	1 (EIRP)	1 (EIRP)	6.86	6.86
LTE eFDD 4 QPSK	mid	3	1.4	22.90	1 (EIRP)	1 (EIRP)	7.10	7.10
LTE eFDD 4 QPSK	mid	6	1.4	22.03	1 (EIRP)	1 (EIRP)	7.97	7.97
LTE eFDD 4 QPSK	high	1	1.4	23.50	1 (EIRP)	1 (EIRP)	6.50	6.50
LTE eFDD 4 QPSK	high	3	1.4	22.99	1 (EIRP)	1 (EIRP)	7.01	7.01
LTE eFDD 4 QPSK	high	6	1.4	22.02	1 (EIRP)	1 (EIRP)	7.98	7.98
LTE eFDD 4 16QAM	low	1	1.4	21.28	1 (EIRP)	1 (EIRP)	8.72	8.72
LTE eFDD 4 16QAM	low	6	1.4	20.31	1 (EIRP)	1 (EIRP)	9.69	9.69
LTE eFDD 4 16QAM	mid	1	1.4	22.28	1 (EIRP)	1 (EIRP)	7.72	7.72
LTE eFDD 4 16QAM	mid	6	1.4	20.53	1 (EIRP)	1 (EIRP)	9.47	9.47
LTE eFDD 4 16QAM	high	1	1.4	22.19	1 (EIRP)	1 (EIRP)	7.81	7.81
LTE eFDD 4 16QAM	high	6	1.4	20.43	1 (EIRP)	1 (EIRP)	9.57	9.57
LTE eFDD 4 QPSK	low	1	3	23.37	1 (EIRP)	1 (EIRP)	6.63	6.63
LTE eFDD 4 QPSK	low	15	3	22.07	1 (EIRP)	1 (EIRP)	7.93	7.93
LTE eFDD 4 QPSK	mid	1	3	23.65	1 (EIRP)	1 (EIRP)	6.35	6.35
LTE eFDD 4 QPSK	mid	15	3	22.49	1 (EIRP)	1 (EIRP)	7.51	7.51
LTE eFDD 4 QPSK	high	1	3	23.80	1 (EIRP)	1 (EIRP)	6.20	6.20

LTE eFDD 4 QPSK	high	15	3	22.56	1 (EIRP)	1 (EIRP)	7.44	7.44
LTE eFDD 4 16QAM	low	1	3	21.78	1 (EIRP)	1 (EIRP)	8.22	8.22
LTE eFDD 4 16QAM	low	15	3	20.51	1 (EIRP)	1 (EIRP)	9.49	9.49
LTE eFDD 4 16QAM	mid	1	3	21.94	1 (EIRP)	1 (EIRP)	8.06	8.06
LTE eFDD 4 16QAM	mid	15	3	20.96	1 (EIRP)	1 (EIRP)	9.04	9.04
LTE eFDD 4 16QAM	high	1	3	22.41	1 (EIRP)	1 (EIRP)	7.59	7.59
LTE eFDD 4 16QAM	high	15	3	20.76	1 (EIRP)	1 (EIRP)	9.24	9.24
LTE eFDD 4 QPSK	low	1	5	23.29	1 (EIRP)	1 (EIRP)	6.71	6.71
LTE eFDD 4 QPSK	low	12	5	21.97	1 (EIRP)	1 (EIRP)	8.03	8.03
LTE eFDD 4 QPSK	low	25	5	22.00	1 (EIRP)	1 (EIRP)	8.00	8.00
LTE eFDD 4 QPSK	mid	1	5	23.68	1 (EIRP)	1 (EIRP)	6.32	6.32
LTE eFDD 4 QPSK	mid	12	5	22.48	1 (EIRP)	1 (EIRP)	7.52	7.52
LTE eFDD 4 QPSK	mid	25	5	22.50	1 (EIRP)	1 (EIRP)	7.50	7.50
LTE eFDD 4 QPSK	high	1	5	23.67	1 (EIRP)	1 (EIRP)	6.33	6.33
LTE eFDD 4 QPSK	high	12	5	22.55	1 (EIRP)	1 (EIRP)	7.45	7.45
LTE eFDD 4 QPSK	high	25	5	22.53	1 (EIRP)	1 (EIRP)	7.47	7.47
LTE eFDD 4 16QAM	low	1	5	21.49	1 (EIRP)	1 (EIRP)	8.51	8.51
LTE eFDD 4 16QAM	low	25	5	20.55	1 (EIRP)	1 (EIRP)	9.45	9.45
LTE eFDD 4 16QAM	mid	1	5	22.06	1 (EIRP)	1 (EIRP)	7.94	7.94
LTE eFDD 4 16QAM	mid	25	5	20.87	1 (EIRP)	1 (EIRP)	9.13	9.13
LTE eFDD 4 16QAM	high	1	5	22.16	1 (EIRP)	1 (EIRP)	7.84	7.84
LTE eFDD 4 16QAM	high	25	5	20.93	1 (EIRP)	1 (EIRP)	9.07	9.07
LTE eFDD 4 QPSK	low	1	10	23.33	1 (EIRP)	1 (EIRP)	6.67	6.67
LTE eFDD 4 QPSK	low	50	10	22.01	1 (EIRP)	1 (EIRP)	7.99	7.99
LTE eFDD 4 QPSK	mid	1	10	23.91	1 (EIRP)	1 (EIRP)	6.09	6.09
LTE eFDD 4 QPSK	mid	50	10	22.69	1 (EIRP)	1 (EIRP)	7.31	7.31
LTE eFDD 4 QPSK	high	1	10	23.80	1 (EIRP)	1 (EIRP)	6.20	6.20
LTE eFDD 4 QPSK	high	50	10	22.71	1 (EIRP)	1 (EIRP)	7.29	7.29
LTE eFDD 4 16QAM	low	1	10	22.27	1 (EIRP)	1 (EIRP)	7.73	7.73
LTE eFDD 4 16QAM	low	12	10	21.96	1 (EIRP)	1 (EIRP)	8.04	8.04
LTE eFDD 4 16QAM	mid	1	10	22.22	1 (EIRP)	1 (EIRP)	7.78	7.78
LTE eFDD 4 16QAM	mid	12	10	22.09	1 (EIRP)	1 (EIRP)	7.91	7.91
LTE eFDD 4 16QAM	high	1	10	22.18	1 (EIRP)	1 (EIRP)	7.82	7.82
LTE eFDD 4 16QAM	high	12	10	21.79	1 (EIRP)	1 (EIRP)	8.21	8.21
LTE eFDD 4 QPSK	low	1	15	22.52	1 (EIRP)	1 (EIRP)	7.48	7.48
LTE eFDD 4 QPSK	low	36	15	21.53	1 (EIRP)	1 (EIRP)	8.47	8.47
LTE eFDD 4 QPSK	low	75	15	21.63	1 (EIRP)	1 (EIRP)	8.37	8.37
LTE eFDD 4 QPSK	mid	1	15	23.79	1 (EIRP)	1 (EIRP)	6.21	6.21
LTE eFDD 4 QPSK	mid	36	15	22.72	1 (EIRP)	1 (EIRP)	7.28	7.28
LTE eFDD 4 QPSK	mid	75	15	22.65	1 (EIRP)	1 (EIRP)	7.35	7.35
LTE eFDD 4 QPSK	high	1	15	22.62	1 (EIRP)	1 (EIRP)	7.38	7.38
LTE eFDD 4 QPSK	high	36	15	21.71	1 (EIRP)	1 (EIRP)	8.29	8.29
LTE eFDD 4 QPSK	high	75	15	22.23	1 (EIRP)	1 (EIRP)	7.77	7.77
LTE eFDD 4 16QAM	low	1	15	21.91	1 (EIRP)	1 (EIRP)	8.09	8.09
LTE eFDD 4 16QAM	low	18	15	20.76	1 (EIRP)	1 (EIRP)	9.24	9.24
LTE eFDD 4 16QAM	mid	1	15	21.52	1 (EIRP)	1 (EIRP)	8.48	8.48
LTE eFDD 4 16QAM	mid	18	15	20.96	1 (EIRP)	1 (EIRP)	9.04	9.04

LTE eFDD 4 16QAM	high	1	15	22.73	1 (EIRP)	1 (EIRP)	7.27	7.27
LTE eFDD 4 16QAM	high	18	15	21.24	1 (EIRP)	1 (EIRP)	8.76	8.76
LTE eFDD 4 QPSK	low	1	20	23.46	1 (EIRP)	1 (EIRP)	6.54	6.54
LTE eFDD 4 QPSK	low	100	20	22.61	1 (EIRP)	1 (EIRP)	7.39	7.39
LTE eFDD 4 QPSK	mid	1	20	23.96	1 (EIRP)	1 (EIRP)	6.04	6.04
LTE eFDD 4 QPSK	mid	100	20	22.67	1 (EIRP)	1 (EIRP)	7.33	7.33
LTE eFDD 4 QPSK	high	1	20	22.97	1 (EIRP)	1 (EIRP)	7.03	7.03
LTE eFDD 4 QPSK	high	100	20	21.79	1 (EIRP)	1 (EIRP)	8.21	8.21
LTE eFDD 4 16QAM	low	1	20	22.53	1 (EIRP)	1 (EIRP)	7.47	7.47
LTE eFDD 4 16QAM	low	18	20	21.84	1 (EIRP)	1 (EIRP)	8.16	8.16
LTE eFDD 4 16QAM	mid	1	20	22.44	1 (EIRP)	1 (EIRP)	7.56	7.56
LTE eFDD 4 16QAM	mid	18	20	21.64	1 (EIRP)	1 (EIRP)	8.36	8.36
LTE eFDD 4 16QAM	high	1	20	22.46	1 (EIRP)	1 (EIRP)	7.54	7.54
LTE eFDD 4 16QAM	high	18	20	21.94	1 (EIRP)	1 (EIRP)	8.06	8.06
LTE eFDD 12 QPSK	low	1	1.4	23.86	3 (ERP)	3 (ERP)	10.91	10.91
LTE eFDD 12 QPSK	low	3	1.4	23.24	3 (ERP)	3 (ERP)	11.53	11.53
LTE eFDD 12 QPSK	low	6	1.4	22.36	3 (ERP)	3 (ERP)	12.41	12.41
LTE eFDD 12 QPSK	mid	1	1.4	23.48	3 (ERP)	3 (ERP)	11.29	11.29
LTE eFDD 12 QPSK	mid	3	1.4	23.31	3 (ERP)	3 (ERP)	11.46	11.46
LTE eFDD 12 QPSK	mid	6	1.4	22.34	3 (ERP)	3 (ERP)	12.43	12.43
LTE eFDD 12 QPSK	high	1	1.4	23.77	3 (ERP)	3 (ERP)	11.00	11.00
LTE eFDD 12 QPSK	high	3	1.4	23.41	3 (ERP)	3 (ERP)	11.36	11.36
LTE eFDD 12 QPSK	high	6	1.4	22.30	3 (ERP)	3 (ERP)	12.47	12.47
LTE eFDD 12 16QAM	low	1	1.4	21.74	3 (ERP)	3 (ERP)	13.03	13.03
LTE eFDD 12 16QAM	low	6	1.4	20.29	3 (ERP)	3 (ERP)	14.48	14.48
LTE eFDD 12 16QAM	mid	1	1.4	22.16	3 (ERP)	3 (ERP)	12.61	12.61
LTE eFDD 12 16QAM	mid	6	1.4	20.37	3 (ERP)	3 (ERP)	14.40	14.40
LTE eFDD 12 16QAM	high	1	1.4	21.90	3 (ERP)	3 (ERP)	12.87	12.87
LTE eFDD 12 16QAM	high	6	1.4	20.19	3 (ERP)	3 (ERP)	14.58	14.58
LTE eFDD 12 QPSK	low	1	3	23.07	3 (ERP)	3 (ERP)	11.70	11.70
LTE eFDD 12 QPSK	low	15	3	21.82	3 (ERP)	3 (ERP)	12.95	12.95
LTE eFDD 12 QPSK	mid	1	3	24.17	3 (ERP)	3 (ERP)	10.60	10.60
LTE eFDD 12 QPSK	mid	15	3	22.82	3 (ERP)	3 (ERP)	11.95	11.95
LTE eFDD 12 QPSK	high	1	3	24.11	3 (ERP)	3 (ERP)	10.66	10.66
LTE eFDD 12 QPSK	high	15	3	22.90	3 (ERP)	3 (ERP)	11.87	11.87
LTE eFDD 12 16QAM	low	1	3	21.97	3 (ERP)	3 (ERP)	12.80	12.80
LTE eFDD 12 16QAM	low	15	3	20.70	3 (ERP)	3 (ERP)	14.07	14.07
LTE eFDD 12 16QAM	mid	1	3	22.31	3 (ERP)	3 (ERP)	12.46	12.46
LTE eFDD 12 16QAM	mid	15	3	20.85	3 (ERP)	3 (ERP)	13.92	13.92
LTE eFDD 12 16QAM	high	1	3	22.47	3 (ERP)	3 (ERP)	12.30	12.30
LTE eFDD 12 16QAM	high	15	3	21.15	3 (ERP)	3 (ERP)	13.62	13.62
LTE eFDD 12 QPSK	low	1	5	23.83	3 (ERP)	3 (ERP)	10.94	10.94
LTE eFDD 12 QPSK	low	12	5	22.73	3 (ERP)	3 (ERP)	12.04	12.04
LTE eFDD 12 QPSK	low	25	5	22.59	3 (ERP)	3 (ERP)	12.18	12.18
LTE eFDD 12 QPSK	mid	1	5	24.11	3 (ERP)	3 (ERP)	10.66	10.66
LTE eFDD 12 QPSK	mid	12	5	22.79	3 (ERP)	3 (ERP)	11.98	11.98
LTE eFDD 12 QPSK	mid	25	5	22.60	3 (ERP)	3 (ERP)	12.17	12.17

LTE eFDD 12 QPSK	high	1	5	23.91	3 (ERP)	3 (ERP)	10.86	10.86
LTE eFDD 12 QPSK	high	12	5	22.70	3 (ERP)	3 (ERP)	12.07	12.07
LTE eFDD 12 QPSK	high	25	5	22.74	3 (ERP)	3 (ERP)	12.03	12.03
LTE eFDD 12 16QAM	low	1	5	21.65	3 (ERP)	3 (ERP)	13.12	13.12
LTE eFDD 12 16QAM	low	25	5	20.78	3 (ERP)	3 (ERP)	13.99	13.99
LTE eFDD 12 16QAM	mid	1	5	22.08	3 (ERP)	3 (ERP)	12.69	12.69
LTE eFDD 12 16QAM	mid	25	5	20.93	3 (ERP)	3 (ERP)	13.84	13.84
LTE eFDD 12 16QAM	high	1	5	22.87	3 (ERP)	3 (ERP)	11.90	11.90
LTE eFDD 12 16QAM	high	25	5	20.84	3 (ERP)	3 (ERP)	13.93	13.93
LTE eFDD 12 QPSK	low	1	10	24.06	3 (ERP)	3 (ERP)	10.71	10.71
LTE eFDD 12 QPSK	low	50	10	22.89	3 (ERP)	3 (ERP)	11.88	11.88
LTE eFDD 12 QPSK	mid	1	10	24.39	3 (ERP)	3 (ERP)	10.38	10.38
LTE eFDD 12 QPSK	mid	50	10	22.86	3 (ERP)	3 (ERP)	11.91	11.91
LTE eFDD 12 QPSK	high	1	10	24.16	3 (ERP)	3 (ERP)	10.61	10.61
LTE eFDD 12 QPSK	high	50	10	22.84	3 (ERP)	3 (ERP)	11.93	11.93
LTE eFDD 12 16QAM	low	1	10	22.33	3 (ERP)	3 (ERP)	12.44	12.44
LTE eFDD 12 16QAM	low	12	10	20.71	3 (ERP)	3 (ERP)	14.06	14.06
LTE eFDD 12 16QAM	mid	1	10	22.41	3 (ERP)	3 (ERP)	12.36	12.36
LTE eFDD 12 16QAM	mid	12	10	21.04	3 (ERP)	3 (ERP)	13.73	13.73
LTE eFDD 12 16QAM	high	1	10	22.64	3 (ERP)	3 (ERP)	12.13	12.13
LTE eFDD 12 16QAM	high	12	10	21.06	3 (ERP)	3 (ERP)	13.71	13.71
LTE eFDD 7 QPSK	low	1	5	22.39	2 (EIRP)	2 (EIRP)	10.61	10.61
LTE eFDD 7 QPSK	low	12	5	21.05	2 (EIRP)	2 (EIRP)	11.95	11.95
LTE eFDD 7 QPSK	low	25	5	20.96	2 (EIRP)	2 (EIRP)	12.04	12.04
LTE eFDD 7 QPSK	mid	1	5	22.33	2 (EIRP)	2 (EIRP)	10.67	10.67
LTE eFDD 7 QPSK	mid	12	5	21.07	2 (EIRP)	2 (EIRP)	11.93	11.93
LTE eFDD 7 QPSK	mid	25	5	21.08	2 (EIRP)	2 (EIRP)	11.92	11.92
LTE eFDD 7 QPSK	high	1	5	22.30	2 (EIRP)	2 (EIRP)	10.7	10.7
LTE eFDD 7 QPSK	high	12	5	21.10	2 (EIRP)	2 (EIRP)	11.9	11.9
LTE eFDD 7 QPSK	high	25	5	21.15	2 (EIRP)	2 (EIRP)	11.85	11.85
LTE eFDD 7 16QAM	low	1	5	21.98	2 (EIRP)	2 (EIRP)	11.02	11.02
LTE eFDD 7 16QAM	low	25	5	20.09	2 (EIRP)	2 (EIRP)	12.91	12.91
LTE eFDD 7 16QAM	mid	1	5	21.28	2 (EIRP)	2 (EIRP)	11.72	11.72
LTE eFDD 7 16QAM	mid	25	5	20.00	2 (EIRP)	2 (EIRP)	13.00	13.00
LTE eFDD 7 16QAM	high	1	5	21.52	2 (EIRP)	2 (EIRP)	11.48	11.48
LTE eFDD 7 16QAM	high	25	5	20.22	2 (EIRP)	2 (EIRP)	12.78	12.78
LTE eFDD 7 QPSK	low	1	10	22.70	2 (EIRP)	2 (EIRP)	10.3	10.3
LTE eFDD 7 QPSK	low	50	10	21.35	2 (EIRP)	2 (EIRP)	11.65	11.65
LTE eFDD 7 QPSK	mid	1	10	22.46	2 (EIRP)	2 (EIRP)	10.54	10.54
LTE eFDD 7 QPSK	mid	50	10	21.32	2 (EIRP)	2 (EIRP)	11.68	11.68
LTE eFDD 7 QPSK	high	1	10	22.47	2 (EIRP)	2 (EIRP)	10.53	10.53
LTE eFDD 7 QPSK	high	50	10	21.15	2 (EIRP)	2 (EIRP)	11.85	11.85
LTE eFDD 7 16QAM	low	1	10	21.61	2 (EIRP)	2 (EIRP)	11.39	11.39
LTE eFDD 7 16QAM	low	50	10	21.20	2 (EIRP)	2 (EIRP)	11.8	11.8
LTE eFDD 7 16QAM	mid	1	10	21.78	2 (EIRP)	2 (EIRP)	11.22	11.22
LTE eFDD 7 16QAM	mid	50	10	21.02	2 (EIRP)	2 (EIRP)	11.98	11.98
LTE eFDD 7 16QAM	high	1	10	21.22	2 (EIRP)	2 (EIRP)	11.78	11.78

LTE eFDD 7 16QAM	high	50	10	20.94	2 (EIRP)	2 (EIRP)	12.06	12.06
LTE eFDD 7 QPSK	low	1	15	22.23	2 (EIRP)	2 (EIRP)	10.77	10.77
LTE eFDD 7 QPSK	low	36	15	21.36	2 (EIRP)	2 (EIRP)	11.64	11.64
LTE eFDD 7 QPSK	low	75	15	20.27	2 (EIRP)	2 (EIRP)	12.73	12.73
LTE eFDD 7 QPSK	mid	1	15	22.47	2 (EIRP)	2 (EIRP)	10.53	10.53
LTE eFDD 7 QPSK	mid	36	15	21.26	2 (EIRP)	2 (EIRP)	11.74	11.74
LTE eFDD 7 QPSK	mid	75	15	21.22	2 (EIRP)	2 (EIRP)	11.78	11.78
LTE eFDD 7 QPSK	high	1	15	22.19	2 (EIRP)	2 (EIRP)	10.81	10.81
LTE eFDD 7 QPSK	high	36	15	21.13	2 (EIRP)	2 (EIRP)	11.87	11.87
LTE eFDD 7 QPSK	high	75	15	21.10	2 (EIRP)	2 (EIRP)	11.9	11.9
LTE eFDD 7 16QAM	low	1	15	21.43	2 (EIRP)	2 (EIRP)	11.57	11.57
LTE eFDD 7 16QAM	low	75	15	20.46	2 (EIRP)	2 (EIRP)	12.54	12.54
LTE eFDD 7 16QAM	mid	1	15	22.09	2 (EIRP)	2 (EIRP)	10.91	10.91
LTE eFDD 7 16QAM	mid	75	15	20.56	2 (EIRP)	2 (EIRP)	12.44	12.44
LTE eFDD 7 16QAM	high	1	15	20.44	2 (EIRP)	2 (EIRP)	12.56	12.56
LTE eFDD 7 16QAM	high	75	15	20.13	2 (EIRP)	2 (EIRP)	12.87	12.87
LTE eFDD 7 QPSK	low	1	20	22.44	2 (EIRP)	2 (EIRP)	10.56	10.56
LTE eFDD 7 QPSK	low	100	20	21.28	2 (EIRP)	2 (EIRP)	11.72	11.72
LTE eFDD 7 QPSK	mid	1	20	22.48	2 (EIRP)	2 (EIRP)	10.52	10.52
LTE eFDD 7 QPSK	mid	100	20	21.17	2 (EIRP)	2 (EIRP)	11.83	11.83
LTE eFDD 7 QPSK	high	1	20	22.02	2 (EIRP)	2 (EIRP)	10.98	10.98
LTE eFDD 7 QPSK	high	100	20	21.06	2 (EIRP)	2 (EIRP)	11.94	11.94
LTE eFDD 7 16QAM	low	1	20	21.70	2 (EIRP)	2 (EIRP)	11.3	11.3
LTE eFDD 7 16QAM	low	100	20	21.36	2 (EIRP)	2 (EIRP)	11.64	11.64
LTE eFDD 7 16QAM	mid	1	20	21.16	2 (EIRP)	2 (EIRP)	11.84	11.84
LTE eFDD 7 16QAM	mid	100	20	21.24	2 (EIRP)	2 (EIRP)	11.76	11.76
LTE eFDD 7 16QAM	high	1	20	21.39	2 (EIRP)	2 (EIRP)	11.61	11.61
LTE eFDD 7 16QAM	high	100	20	21.08	2 (EIRP)	2 (EIRP)	11.92	11.92
LTE eFDD 13 QPSK	low	1	5	23.78	3 (ERP)	3 (ERP)	10.99	10.99
LTE eFDD 13 QPSK	low	12	5	22.61	3 (ERP)	3 (ERP)	12.16	12.16
LTE eFDD 13 QPSK	low	25	5	22.60	3 (ERP)	3 (ERP)	12.17	12.17
LTE eFDD 13 QPSK	mid	1	5	23.82	3 (ERP)	3 (ERP)	10.95	10.95
LTE eFDD 13 QPSK	mid	12	5	22.68	3 (ERP)	3 (ERP)	12.09	12.09
LTE eFDD 13 QPSK	mid	25	5	22.59	3 (ERP)	3 (ERP)	12.18	12.18
LTE eFDD 13 QPSK	high	1	5	22.40	3 (ERP)	3 (ERP)	12.37	12.37
LTE eFDD 13 QPSK	high	12	5	21.84	3 (ERP)	3 (ERP)	12.93	12.93
LTE eFDD 13 QPSK	high	25	5	21.86	3 (ERP)	3 (ERP)	12.91	12.91
LTE eFDD 13 16QAM	low	1	5	22.13	3 (ERP)	3 (ERP)	12.64	12.64
LTE eFDD 13 16QAM	low	25	5	20.72	3 (ERP)	3 (ERP)	14.05	14.05
LTE eFDD 13 16QAM	mid	1	5	22.78	3 (ERP)	3 (ERP)	11.99	11.99
LTE eFDD 13 16QAM	mid	25	5	20.81	3 (ERP)	3 (ERP)	13.96	13.96
LTE eFDD 13 16QAM	high	1	5	21.97	3 (ERP)	3 (ERP)	12.80	12.80
LTE eFDD 13 16QAM	high	25	5	20.95	3 (ERP)	3 (ERP)	13.82	13.82
LTE eFDD 13 QPSK	mid	1	10	24.07	3 (ERP)	3 (ERP)	10.70	10.70
LTE eFDD 13 QPSK	mid	50	10	22.71	3 (ERP)	3 (ERP)	12.06	12.06
LTE eFDD 13 16QAM	mid	1	10	22.18	3 (ERP)	3 (ERP)	12.59	12.59
LTE eFDD 13 16QAM	mid	50	10	21.59	3 (ERP)	3 (ERP)	13.18	13.18

LTE eTDD 38 QPSK	low	1	5	22.58	2 (EIRP)	2 (EIRP)	10.42	10.42
LTE eTDD 38 QPSK	low	12	5	22.29	2 (EIRP)	2 (EIRP)	10.71	10.71
LTE eTDD 38 QPSK	low	25	5	22.19	2 (EIRP)	2 (EIRP)	10.81	10.81
LTE eTDD 38 QPSK	mid	1	5	22.76	2 (EIRP)	2 (EIRP)	10.24	10.24
LTE eTDD 38 QPSK	mid	12	5	22.34	2 (EIRP)	2 (EIRP)	10.66	10.66
LTE eTDD 38 QPSK	mid	25	5	22.28	2 (EIRP)	2 (EIRP)	10.72	10.72
LTE eTDD 38 QPSK	high	1	5	22.80	2 (EIRP)	2 (EIRP)	10.2	10.2
LTE eTDD 38 QPSK	high	12	5	22.06	2 (EIRP)	2 (EIRP)	10.94	10.94
LTE eTDD 38 QPSK	high	25	5	22.26	2 (EIRP)	2 (EIRP)	10.74	10.74
LTE eTDD 38 16QAM	low	1	5	22.67	2 (EIRP)	2 (EIRP)	10.33	10.33
LTE eTDD 38 16QAM	low	25	5	21.56	2 (EIRP)	2 (EIRP)	11.44	11.44
LTE eTDD 38 16QAM	mid	1	5	21.72	2 (EIRP)	2 (EIRP)	11.28	11.28
LTE eTDD 38 16QAM	mid	25	5	21.40	2 (EIRP)	2 (EIRP)	11.6	11.6
LTE eTDD 38 16QAM	high	1	5	22.87	2 (EIRP)	2 (EIRP)	10.13	10.13
LTE eTDD 38 16QAM	high	25	5	21.32	2 (EIRP)	2 (EIRP)	11.68	11.68
LTE eTDD 38 QPSK	low	1	10	23.95	2 (EIRP)	2 (EIRP)	9.05	9.05
LTE eTDD 38 QPSK	low	50	10	22.15	2 (EIRP)	2 (EIRP)	10.85	10.85
LTE eTDD 38 QPSK	mid	1	10	23.29	2 (EIRP)	2 (EIRP)	9.71	9.71
LTE eTDD 38 QPSK	mid	50	10	22.26	2 (EIRP)	2 (EIRP)	10.74	10.74
LTE eTDD 38 QPSK	high	1	10	23.57	2 (EIRP)	2 (EIRP)	9.43	9.43
LTE eTDD 38 QPSK	high	50	10	22.06	2 (EIRP)	2 (EIRP)	10.94	10.94
LTE eTDD 38 16QAM	low	1	10	21.67	2 (EIRP)	2 (EIRP)	11.33	11.33
LTE eTDD 38 16QAM	low	50	10	21.73	2 (EIRP)	2 (EIRP)	11.27	11.27
LTE eTDD 38 16QAM	mid	1	10	23.26	2 (EIRP)	2 (EIRP)	9.74	9.74
LTE eTDD 38 16QAM	mid	50	10	22.11	2 (EIRP)	2 (EIRP)	10.89	10.89
LTE eTDD 38 16QAM	high	1	10	22.28	2 (EIRP)	2 (EIRP)	10.72	10.72
LTE eTDD 38 16QAM	high	50	10	21.65	2 (EIRP)	2 (EIRP)	11.35	11.35
LTE eTDD 38 QPSK	low	1	15	23.89	2 (EIRP)	2 (EIRP)	9.11	9.11
LTE eTDD 38 QPSK	low	36	15	22.19	2 (EIRP)	2 (EIRP)	10.81	10.81
LTE eTDD 38 QPSK	low	75	15	22.47	2 (EIRP)	2 (EIRP)	10.53	10.53
LTE eTDD 38 QPSK	mid	1	15	23.28	2 (EIRP)	2 (EIRP)	9.72	9.72
LTE eTDD 38 QPSK	mid	36	15	22.08	2 (EIRP)	2 (EIRP)	10.92	10.92
LTE eTDD 38 QPSK	mid	75	15	22.15	2 (EIRP)	2 (EIRP)	10.85	10.85
LTE eTDD 38 QPSK	high	1	15	22.54	2 (EIRP)	2 (EIRP)	10.46	10.46
LTE eTDD 38 QPSK	high	36	15	21.95	2 (EIRP)	2 (EIRP)	11.05	11.05
LTE eTDD 38 QPSK	high	75	15	22.08	2 (EIRP)	2 (EIRP)	10.92	10.92
LTE eTDD 38 16QAM	low	1	15	21.58	2 (EIRP)	2 (EIRP)	11.42	11.42
LTE eTDD 38 16QAM	low	75	15	22.03	2 (EIRP)	2 (EIRP)	10.97	10.97
LTE eTDD 38 16QAM	mid	1	15	23.20	2 (EIRP)	2 (EIRP)	9.8	9.8
LTE eTDD 38 16QAM	mid	75	15	21.59	2 (EIRP)	2 (EIRP)	11.41	11.41
LTE eTDD 38 16QAM	high	1	15	22.55	2 (EIRP)	2 (EIRP)	10.45	10.45
LTE eTDD 38 16QAM	high	75	15	21.36	2 (EIRP)	2 (EIRP)	11.64	11.64
LTE eTDD 38 QPSK	low	1	20	23.09	2 (EIRP)	2 (EIRP)	9.91	9.91
LTE eTDD 38 QPSK	low	100	20	22.20	2 (EIRP)	2 (EIRP)	10.8	10.8
LTE eTDD 38 QPSK	mid	1	20	23.87	2 (EIRP)	2 (EIRP)	9.13	9.13
LTE eTDD 38 QPSK	mid	100	20	22.19	2 (EIRP)	2 (EIRP)	10.81	10.81
LTE eTDD 38 QPSK	high	1	20	23.28	2 (EIRP)	2 (EIRP)	9.72	9.72

LTE eTDD 38 QPSK	high	100	20	22.02	2 (EIRP)	2 (EIRP)	10.98	10.98
LTE eTDD 38 16QAM	low	1	20	22.42	2 (EIRP)	2 (EIRP)	10.58	10.58
LTE eTDD 38 16QAM	low	100	20	22.03	2 (EIRP)	2 (EIRP)	10.97	10.97
LTE eTDD 38 16QAM	mid	1	20	21.42	2 (EIRP)	2 (EIRP)	11.58	11.58
LTE eTDD 38 16QAM	mid	100	20	22.03	2 (EIRP)	2 (EIRP)	10.97	10.97
LTE eTDD 38 16QAM	high	1	20	22.08	2 (EIRP)	2 (EIRP)	10.92	10.92
LTE eTDD 38 16QAM	high	100	20	22.24	2 (EIRP)	2 (EIRP)	10.76	10.76
LTE eTDD 41 QPSK	low	1	5	23.64	2 (EIRP)	2 (EIRP)	9.36	9.36
LTE eTDD 41 QPSK	low	12	5	22.25	2 (EIRP)	2 (EIRP)	10.75	10.75
LTE eTDD 41 QPSK	low	25	5	22.77	2 (EIRP)	2 (EIRP)	10.23	10.23
LTE eTDD 41 QPSK	mid	1	5	23.72	2 (EIRP)	2 (EIRP)	9.28	9.28
LTE eTDD 41 QPSK	mid	12	5	22.36	2 (EIRP)	2 (EIRP)	10.64	10.64
LTE eTDD 41 QPSK	mid	25	5	22.58	2 (EIRP)	2 (EIRP)	10.42	10.42
LTE eTDD 41 QPSK	high	1	5	23.10	2 (EIRP)	2 (EIRP)	9.9	9.9
LTE eTDD 41 QPSK	high	12	5	22.51	2 (EIRP)	2 (EIRP)	10.49	10.49
LTE eTDD 41 QPSK	high	25	5	22.51	2 (EIRP)	2 (EIRP)	10.49	10.49
LTE eTDD 41 16QAM	low	1	5	22.11	2 (EIRP)	2 (EIRP)	10.89	10.89
LTE eTDD 41 16QAM	low	25	5	21.29	2 (EIRP)	2 (EIRP)	11.71	11.71
LTE eTDD 41 16QAM	mid	1	5	23.12	2 (EIRP)	2 (EIRP)	9.88	9.88
LTE eTDD 41 16QAM	mid	25	5	21.21	2 (EIRP)	2 (EIRP)	11.79	11.79
LTE eTDD 41 16QAM	high	1	5	20.35	2 (EIRP)	2 (EIRP)	12.65	12.65
LTE eTDD 41 16QAM	high	25	5	21.10	2 (EIRP)	2 (EIRP)	11.9	11.9
LTE eTDD 41 QPSK	low	1	10	24.26	2 (EIRP)	2 (EIRP)	8.74	8.74
LTE eTDD 41 QPSK	low	50	10	22.32	2 (EIRP)	2 (EIRP)	10.68	10.68
LTE eTDD 41 QPSK	mid	1	10	23.62	2 (EIRP)	2 (EIRP)	9.38	9.38
LTE eTDD 41 QPSK	mid	50	10	22.35	2 (EIRP)	2 (EIRP)	10.65	10.65
LTE eTDD 41 QPSK	high	1	10	23.89	2 (EIRP)	2 (EIRP)	9.11	9.11
LTE eTDD 41 QPSK	high	50	10	22.20	2 (EIRP)	2 (EIRP)	10.8	10.8
LTE eTDD 41 16QAM	low	1	10	23.41	2 (EIRP)	2 (EIRP)	9.59	9.59
LTE eTDD 41 16QAM	low	50	10	22.06	2 (EIRP)	2 (EIRP)	10.94	10.94
LTE eTDD 41 16QAM	mid	1	10	22.65	2 (EIRP)	2 (EIRP)	10.35	10.35
LTE eTDD 41 16QAM	mid	50	10	22.43	2 (EIRP)	2 (EIRP)	10.57	10.57
LTE eTDD 41 16QAM	high	1	10	22.36	2 (EIRP)	2 (EIRP)	10.64	10.64
LTE eTDD 41 16QAM	high	50	10	21.92	2 (EIRP)	2 (EIRP)	11.08	11.08
LTE eTDD 41 QPSK	low	1	15	24.08	2 (EIRP)	2 (EIRP)	8.92	8.92
LTE eTDD 41 QPSK	low	36	15	22.08	2 (EIRP)	2 (EIRP)	10.92	10.92
LTE eTDD 41 QPSK	low	75	15	22.26	2 (EIRP)	2 (EIRP)	10.74	10.74
LTE eTDD 41 QPSK	mid	1	15	23.48	2 (EIRP)	2 (EIRP)	9.52	9.52
LTE eTDD 41 QPSK	mid	36	15	22.39	2 (EIRP)	2 (EIRP)	10.61	10.61
LTE eTDD 41 QPSK	mid	75	15	22.30	2 (EIRP)	2 (EIRP)	10.70	10.70
LTE eTDD 41 QPSK	high	1	15	22.85	2 (EIRP)	2 (EIRP)	10.15	10.15
LTE eTDD 41 QPSK	high	36	15	21.90	2 (EIRP)	2 (EIRP)	11.10	11.10
LTE eTDD 41 QPSK	high	75	15	22.17	2 (EIRP)	2 (EIRP)	10.83	10.83
LTE eTDD 41 16QAM	low	1	15	21.69	2 (EIRP)	2 (EIRP)	11.31	11.31
LTE eTDD 41 16QAM	low	75	15	21.36	2 (EIRP)	2 (EIRP)	11.64	11.64
LTE eTDD 41 16QAM	mid	1	15	23.34	2 (EIRP)	2 (EIRP)	9.66	9.66
LTE eTDD 41 16QAM	mid	75	15	21.50	2 (EIRP)	2 (EIRP)	11.50	11.50

LTE eTDD 41 16QAM	high	1	15	22.64	2 (EIRP)	2 (EIRP)	10.36	10.36
LTE eTDD 41 16QAM	high	75	15	21.40	2 (EIRP)	2 (EIRP)	11.6	11.6
LTE eTDD 41 QPSK	low	1	20	23.30	2 (EIRP)	2 (EIRP)	9.7	9.7
LTE eTDD 41 QPSK	low	100	20	22.22	2 (EIRP)	2 (EIRP)	10.78	10.78
LTE eTDD 41 QPSK	mid	1	20	24.00	2 (EIRP)	2 (EIRP)	9.00	9.00
LTE eTDD 41 QPSK	mid	100	20	22.24	2 (EIRP)	2 (EIRP)	10.76	10.76
LTE eTDD 41 QPSK	high	1	20	23.51	2 (EIRP)	2 (EIRP)	9.49	9.49
LTE eTDD 41 QPSK	high	100	20	22.03	2 (EIRP)	2 (EIRP)	10.97	10.97
LTE eTDD 41 16QAM	low	1	20	22.49	2 (EIRP)	2 (EIRP)	10.51	10.51
LTE eTDD 41 16QAM	low	100	20	22.14	2 (EIRP)	2 (EIRP)	10.86	10.86
LTE eTDD 41 16QAM	mid	1	20	21.49	2 (EIRP)	2 (EIRP)	11.51	11.51
LTE eTDD 41 16QAM	mid	100	20	22.03	2 (EIRP)	2 (EIRP)	10.97	10.97
LTE eTDD 41 16QAM	high	1	20	21.92	2 (EIRP)	2 (EIRP)	11.08	11.08
LTE eTDD 41 16QAM	high	100	20	22.27	2 (EIRP)	2 (EIRP)	10.73	10.73

Remark: Please see next sub-clause for the measurement plot.

5.15.4 MEASUREMENT PLOT (EXAMPLE PLOT, SHOWING WORST CASE, IF APPLICABLE)

LTE eFDD4 QPSK 20MHz RBs = 1, Channel = mid

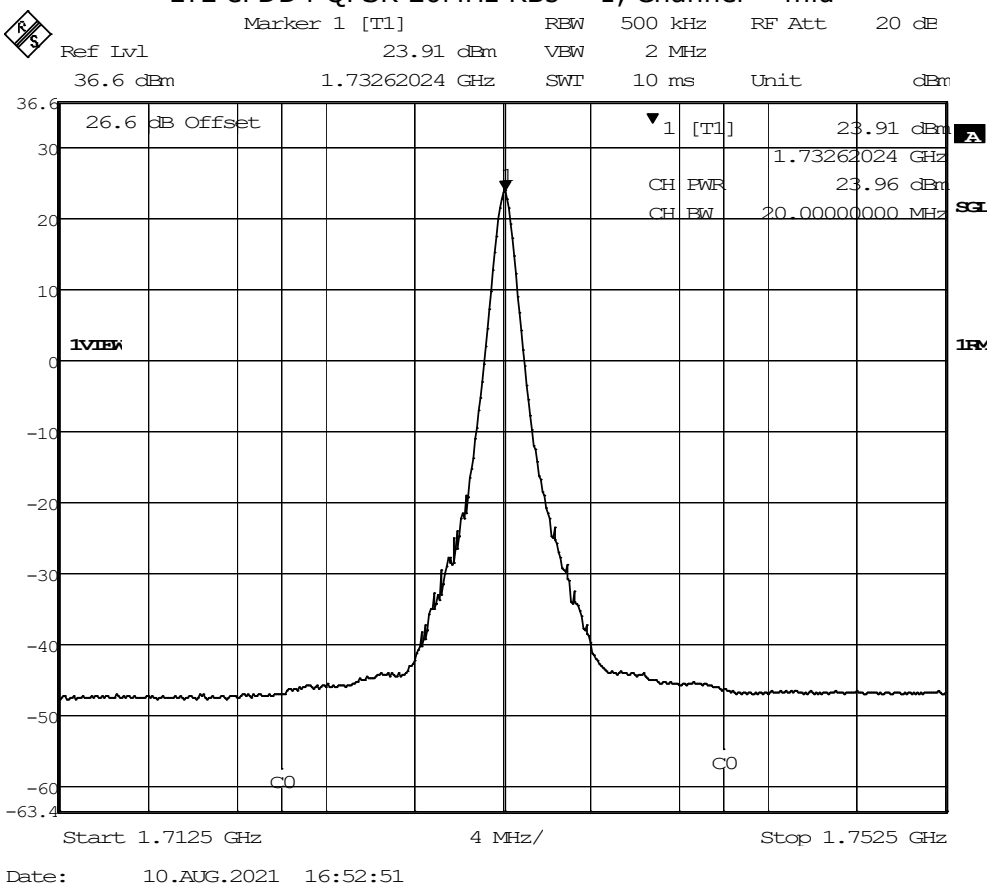

LTE eFDD7 QPSK 10MHz RBs = 1, Channel = low

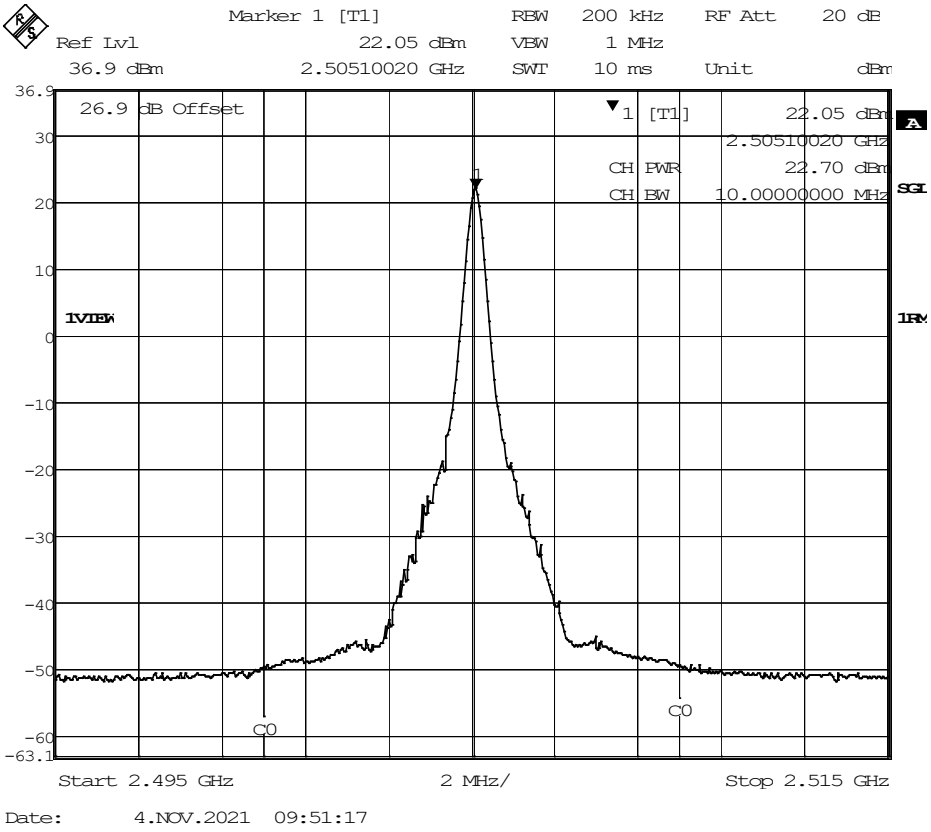

LTE eFDD12 QPSK 10MHz RBs = 1, Channel = mid

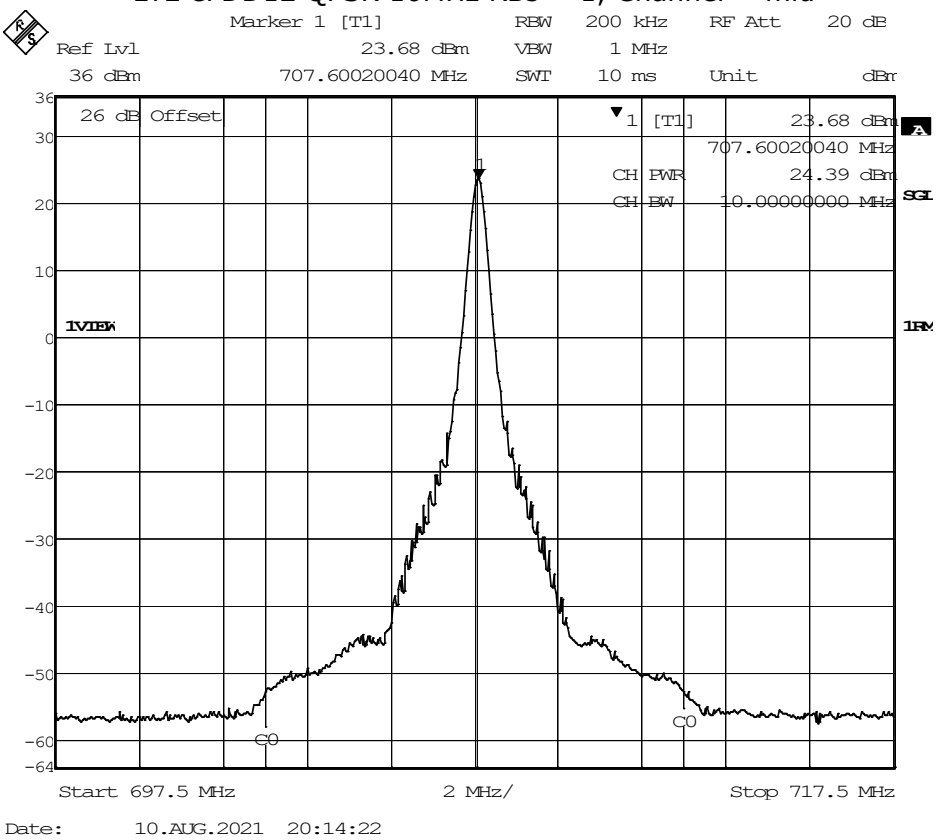

LTE eFDD13 QPSK 10MHz RBs = 1, Channel = mid

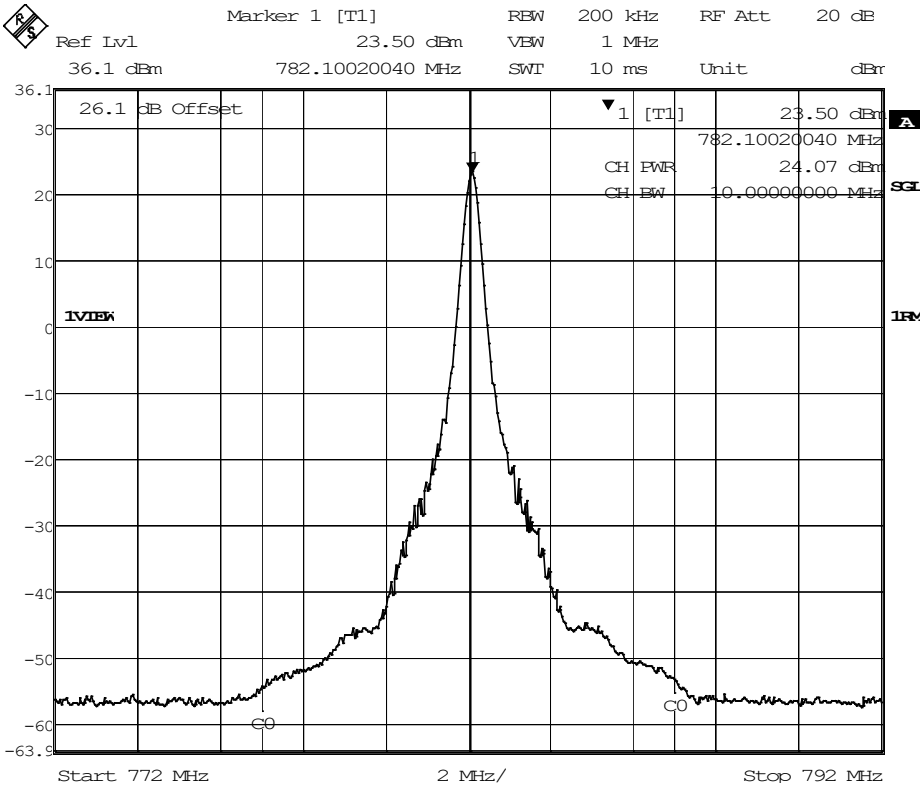

Date: 10.AUG.2021 20:51:00

LTE eTDD38 QPSK 10MHz RBs = 1, Channel = mid

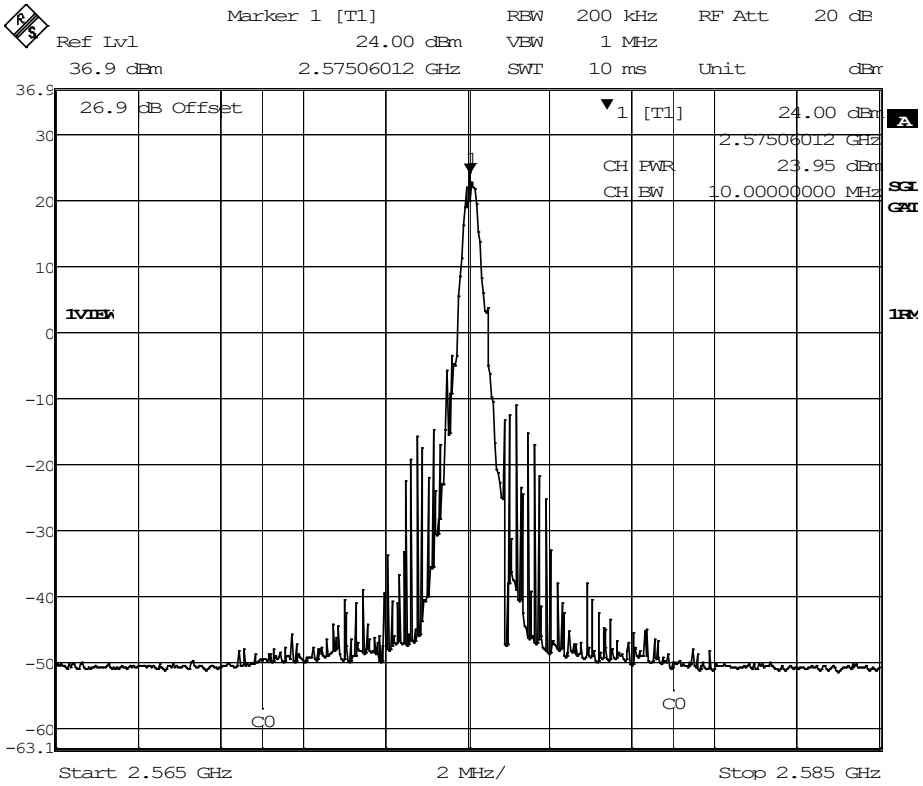

Date: 10.NOV.2021 09:25:21

LTE eTDD41 QPSK 10MHz RBs = 1, Channel = low

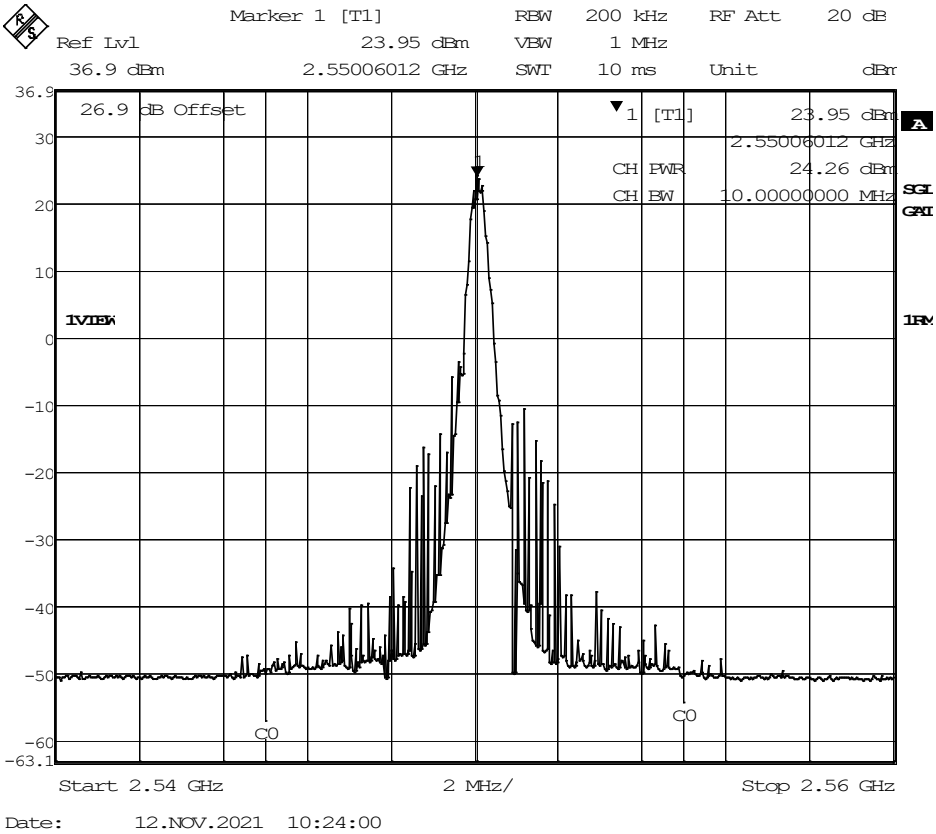

5.15.5 TEST EQUIPMENT USED

- Radio Lab

5.16 FREQUENCY STABILITY

Standard **FCC PART 27 Subpart C**

The test was performed according to:
ANSI C63.26: 2015

5.16.1 TEST DESCRIPTION

This test case is intended to demonstrate compliance to the applicable frequency stability test case per § 2.1055 and RSS-GEN 6.11. The limit and the requirements come from the applicable rule part and ISED RSS-Standard for the operating band of the cellular device.

The EUT was connected to the test setup according to the following diagram:

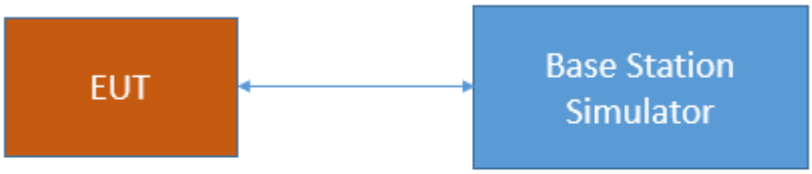

Test Setup FCC Part 22/24/27/90 Cellular; Frequency stability

The attenuation of the measuring / stimulus path is known for each measured frequency and are considered.

5.16.2 TEST REQUIREMENTS / LIMITS

FCC Part 27; Miscellaneous Wireless Communication Services

Subpart C – Technical standards

§ 27.54 - Frequency stability

All Bands

The frequency stability shall be sufficient to ensure that the fundamental emissions stay within the authorized bands of operation.

Band 12/13/17:

RSS-130; 4.5 Transmitter frequency stability

For equipment that is capable of transmitting numerous channels simultaneously for different applications (e.g. LTE and narrowband – Internet of Things (IoT)), the occupied bandwidth shall be the bandwidth representing the sum of the occupied bandwidths of these channels.

The frequency stability shall be sufficient to ensure that the occupied bandwidth remains within each frequency block range when tested at the temperature and supply voltage variations specified in RSS-Gen.

Band 4/10/66:

RSS-139; 6.4 Frequency Stability

The frequency stability shall be sufficient to ensure that the occupied bandwidth stays within the operating frequency block when tested to the temperature and supply voltage variations specified in RSS-Gen.

Band 7:

RSS-199; 4.3 Transmitter frequency stability

The transmitter frequency stability limit shall be determined as follows:

a. the frequency offset shall be measured according to the procedure described in RSS-Gen and recorded.

b. using a resolution bandwidth equal to that permitted within the 1 MHz band immediately outside the channel edge, as found in section 4.5, reference points will be selected at the unwanted emission limits, which comply with the attenuation specified in section 4.5 for the type of device under test, on the emission mask of the lowest and highest channels. The frequency at these points shall be recorded as fL and fH respectively.

The applicant shall ensure compliance with frequency stability requirements by showing that fL minus the frequency offset and fH plus the frequency offset is within the frequency range in which the equipment is designed to operate.

5.16.3 TEST PROTOCOL

LTE eFDD 4

Temp. °C	Duration min	Voltage	Limit Hz	Freq. error Average (Hz)	Freq. error Max. (Hz)	Verdict
-30	0	normal	4331.25	-4	10	passed
-30	5			-3	12	passed
-30	10			-4	15	passed
-20	0	normal	4331.25	-2	14	passed
-20	5			-3	13	passed
-20	10			-2	14	passed
-10	0	normal	4331.25	5	12	passed
-10	5			1	10	passed
-10	10			3	10	passed
0	0	normal	4331.25	-4	11	passed
0	5			-2	12	passed
0	10			-3	15	passed
10	0	normal	4331.25	-3	12	passed
10	5			5	11	passed
10	10			4	14	passed
20	0	low	4331.25	-3	13	passed
20	5			-5	10	passed
20	10			-5	14	passed
20	0	normal	4331.25	2	11	passed
20	5			3	14	passed
20	10			2	12	passed
20	0	high	4331.25	2	13	passed
20	5			3	14	passed
20	10			3	11	passed
30	0	normal	4331.25	1	13	passed
30	5			-4	15	passed
30	10			-2	12	passed
40	0	normal	4331.25	3	14	passed
40	5			3	12	passed
40	10			-1	10	passed
50	0	normal	4331.25	2	11	passed
50	5			-2	13	passed
50	10			-3	14	passed

LTE eFDD 7

Temp. °C	Duration min	Voltage	Limit Hz	Freq. error Average (Hz)	Freq. error Max. (Hz)	Verdict
-30	0	normal	6337.5	-1	-6	passed
-30	5			-5	-8	passed
-30	10			-2	-8	passed
-20	0	normal	6337.5	-3	-6	passed
-20	5			-3	-7	passed
-20	10			-4	-7	passed
-10	0	normal	6337.5	-5	-11	passed
-10	5			-4	-7	passed
-10	10			-4	-6	passed
0	0	normal	6337.5	-2	-9	passed
0	5			-4	-10	passed
0	10			-1	-5	passed
10	0	normal	6337.5	-3	-6	passed
10	5			-1	-4	passed
10	10			-2	-7	passed
20	0	low	6337.5	-3	-8	passed
20	5			-1	-5	passed
20	10			-1	-5	passed
20	0	normal	6337.5	-2	-6	passed
20	5			-2	-7	passed
20	10			-3	-7	passed
20	0	high	6337.5	-2	-5	passed
20	5			-3	-7	passed
20	10			-1	-5	passed
30	0	normal	6337.5	-3	-8	passed
30	5			-2	-5	passed
30	10			-2	-6	passed
40	0	normal	6337.5	-4	-9	passed
40	5			-2	-7	passed
40	10			-1	-7	passed
50	0	normal	6337.5	-3	-7	passed
50	5			-3	-10	passed
50	10			-3	-8	passed

LTE eFDD 12

Temp. °C	Duration min	Voltage	Limit Hz	Freq. error Average (Hz)	Freq. error Max. (Hz)	Verdict
-30	0	normal	1768.75	-4	-21	passed
-30	5			-8	-23	passed
-30	10			-6	-20	passed
-20	0	normal	1768.75	-5	-18	passed
-20	5			-5	-19	passed
-20	10			-4	-17	passed
-10	0	normal	1768.75	-3	-22	passed
-10	5			-8	-18	passed
-10	10			-4	-13	passed
0	0	normal	1768.75	-7	-17	passed
0	5			-6	-18	passed
0	10			-3	-14	passed
10	0	normal	1768.75	-4	-20	passed
10	5			-6	-18	passed
10	10			-8	-15	passed
20	0	low	1768.75	-7	-16	passed
20	5			-8	-18	passed
20	10			-8	-14	passed
20	0	normal	1768.75	-9	-23	passed
20	5			-8	-16	passed
20	10			-4	-24	passed
20	0	high	1768.75	-5	-12	passed
20	5			-5	-15	passed
20	10			-8	-16	passed
30	0	normal	1768.75	-3	-19	passed
30	5			-7	-13	passed
30	10			-2	-14	passed
40	0	normal	1768.75	-2	-16	passed
40	5			-7	-18	passed
40	10			-5	-16	passed
50	0	normal	1768.75	-6	-16	passed
50	5			-4	-22	passed
50	10			-3	-13	passed

LTE eFDD 13

Temp. °C	Duration min	Voltage	Limit Hz	Freq. error Average (Hz)	Freq. error Max. (Hz)	Verdict
-30	0	normal	1955	2	7	passed
-30	5			3	5	passed
-30	10			-3	-6	passed
-20	0	normal	1955	-3	-5	passed
-20	5			-4	-7	passed
-20	10			3	12	passed
-10	0	normal	1955	2	10	passed
-10	5			5	8	passed
-10	10			-4	-9	passed
0	0	normal	1955	-2	-6	passed
0	5			3	8	passed
0	10			4	10	passed
10	0	normal	1955	-5	-8	passed
10	5			2	4	passed
10	10			3	7	passed
20	0	low	1955	4	9	passed
20	5			-3	-8	passed
20	10			-2	-3	passed
20	0	normal	1955	-4	-9	passed
20	5			-3	-7	passed
20	10			-3	-7	passed
20	0	high	1955	-5	-6	passed
20	5			6	12	passed
20	10			4	9	passed
30	0	normal	1955	-5	-10	passed
30	5			6	11	passed
30	10			6	9	passed
40	0	normal	1955	-4	-8	passed
40	5			-3	-12	passed
40	10			-4	-11	passed
50	0	normal	1955	5	9	passed
50	5			-6	-8	passed
50	10			4	8	passed

LTE eTDD 38

Temp. °C	Duration min	Voltage	Limit Hz	Freq. error Average (Hz)	Freq. error Max. (Hz)	Verdict
-30	0	normal	6487.5	3	6	passed
-30	5			1	5	passed
-30	10			4	4	passed
-20	0	normal	6487.5	2	3	passed
-20	5			1	6	passed
-20	10			3	6	passed
-10	0	normal	6487.5	4	7	passed
-10	5			3	5	passed
-10	10			4	-8	passed
0	0	normal	6487.5	2	7	passed
0	5			2	6	passed
0	10			1	9	passed
10	0	normal	6487.5	3	11	passed
10	5			2	8	passed
10	10			3	6	passed
20	0	low	6487.5	4	7	passed
20	5			3	6	passed
20	10			1	9	passed
20	0	normal	6487.5	3	8	passed
20	5			3	8	passed
20	10			4	7	passed
20	0	high	6487.5	2	7	passed
20	5			2	7	passed
20	10			2	10	passed
30	0	normal	6487.5	3	6	passed
30	5			1	7	passed
30	10			2	7	passed
40	0	normal	6487.5	3	5	passed
40	5			4	6	passed
40	10			2	5	passed
50	0	normal	6487.5	3	-6	passed
50	5			1	8	passed
50	10			3	5	passed

LTE eTDD 41

Temp. °C	Duration min	Voltage	Limit Hz	Freq. error Average (Hz)	Freq. error Max. (Hz)	Verdict
-30	0	normal	6482.5	2	5	passed
-30	5			1	7	passed
-30	10			1	6	passed
-20	0	normal	6482.5	1	6	passed
-20	5			2	8	passed
-20	10			1	5	passed
-10	0	normal	6482.5	3	6	passed
-10	5			1	8	passed
-10	10			1	8	passed
0	0	normal	6482.5	2	6	passed
0	5			0	5	passed
0	10			1	5	passed
10	0	normal	6482.5	2	9	passed
10	5			3	8	passed
10	10			3	6	passed
20	0	low	6482.5	1	7	passed
20	5			1	5	passed
20	10			1	8	passed
20	0	normal	6482.5	0	6	passed
20	5			1	7	passed
20	10			1	5	passed
20	0	high	6482.5	1	4	passed
20	5			2	6	passed
20	10			1	6	passed
30	0	normal	6482.5	2	7	passed
30	5			1	8	passed
30	10			1	6	passed
40	0	normal	6482.5	1	5	passed
40	5			0	4	passed
40	10			0	4	passed
50	0	normal	6482.5	2	5	passed
50	5			1	6	passed
50	10			1	9	passed

5.16.4 TEST EQUIPMENT USED

- Radio Lab

5.17 SPURIOUS EMISSIONS AT ANTENNA TERMINALS

Standard **FCC PART 27 Subpart C**

The test was performed according to:
ANSI C63.26: 2015

5.17.1 TEST DESCRIPTION

This test case is intended to demonstrate compliance to the applicable conducted spurious emission test case per § 2.1051 and RSS-GEN 6.13. The limit comes from the applicable rule part and ISED RSS-Standard for the operating band of the cellular device.

The EUT was connected to the test setup according to the following diagram:

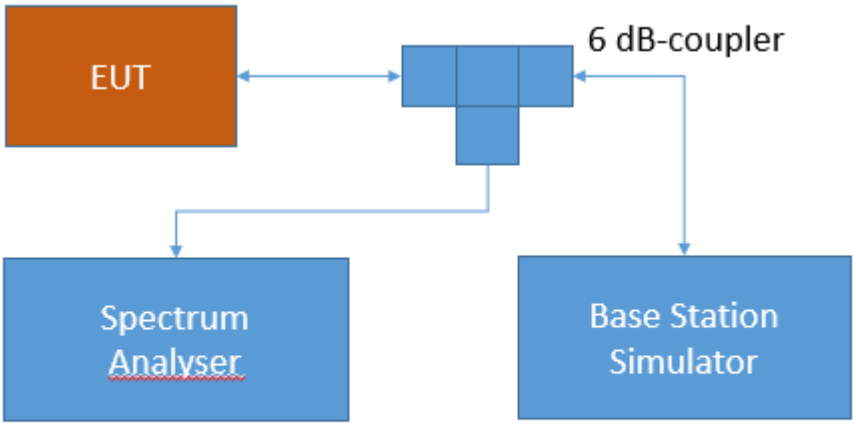

Test Setup FCC Part 22/24/27/90 Cellular;
Spurious Emissions at antenna terminal

The attenuation of the measuring and stimulus path are known for each measured frequency and are considered.

The Spectrum Analyzer settings can be directly found in the measurement diagrams.

5.17.2 TEST REQUIREMENTS / LIMITS

FCC Part 2.1051; Measurement required: Spurious emissions at antenna terminal:

The radio frequency voltage or powers generated within the equipment and appearing on a spurious frequency shall be checked at the equipment output terminals when properly loaded with a suitable artificial antenna. Curves or equivalent data shall show the magnitude of each harmonic and other spurious emission that can be detected when the equipment is operated under the conditions specified in §2.1049 as appropriate. The magnitude of spurious emissions which are attenuated more than 20 dB below the permissible value need not be specified.

FCC Part 27; Miscellaneous Wireless Communication Services

Subpart C – Technical standards

§27.53 – Emission limits

Band 13

(c) For operations in the 746-758 MHz band and the 776-788 MHz band, the power of any emission outside the licensee's frequency band(s) of operation shall be attenuated below the transmitter power (P) within the licensed band(s) of operation, measured in watts, in accordance with the following:

(1) On any frequency outside the 746-758 MHz band, the power of any emission shall be attenuated outside the band below the transmitter power (P) by at least 43 + 10 log (P) dB;

(2) On any frequency outside the 776-788 MHz band, the power of any emission shall be attenuated outside the band below the transmitter power (P) by at least 43 + 10 log (P) dB;

(3) On all frequencies between 763-775 MHz and 793-805 MHz, by a factor not less than 76 + 10 log (P) dB in a 6.25 kHz band segment, for base and fixed stations;

(4) On all frequencies between 763-775 MHz and 793-805 MHz, by a factor not less than 65 + 10 log (P) dB in a 6.25 kHz band segment, for mobile and portable stations;

(5) Compliance with the provisions of paragraphs (c)(1) and (c)(2) of this section is based on the use of measurement instrumentation employing a resolution bandwidth of 100 kHz or greater. However, in the 100 kHz bands immediately outside and adjacent to the frequency block, a resolution bandwidth of at least 30 kHz may be employed;

(f) For operations in the 746-758 MHz, 775-788 MHz, and 805-806 MHz bands, emissions in the band 1559-1610 MHz shall be limited to −70 dBW/MHz equivalent isotropically radiated power (EIRP) for wideband signals, and −80 dBW EIRP for discrete emissions of less than 700 Hz bandwidth. For the purpose of equipment authorization, a transmitter shall be tested with an antenna that is representative of the type that will be used with the equipment in normal operation.

(6) Compliance with the provisions of paragraphs (c)(3) and (c)(4) of this section is based on the use of measurement instrumentation such that the reading taken with any resolution bandwidth setting should be adjusted to indicate spectral energy in a 6.25 kHz segment.

RSS-130; 4.7.1 General unwanted emissions limits

The unwanted emissions in any 100 kHz bandwidth on any frequency outside the low frequency edge and the high frequency edge of each frequency block range(s), shall be attenuated below the transmitter power, P (dBW), by at least 43 + 10 $\log_{10}$ p (watts), dB. However, in the 100 kHz band immediately outside of the equipment's frequency block range, a resolution bandwidth of 30 kHz may be employed.

RSS-130; 4.7.2 Additional unwanted emissions limits

In addition to the limit outlined in section 4.7.1 above, equipment operating in the frequency bands 746-756 MHz and 777-787 MHz shall also comply with the following restrictions:

a. the power of any unwanted emissions in any 6.25 kHz bandwidth for all frequencies between 763-775 MHz and 793-806 MHz shall be attenuated below the transmitter power, P (dBW), by at least:

   i. 76 + 10 $\log_{10}$ p (watts), dB, for base and fixed equipment and

   ii. 65 + 10 $\log_{10}$ p (watts), dB, for mobile and portable equipment

b. the e.i.r.p. in the band 1559-1610 MHz shall not exceed −70 dBW/MHz for wideband signal and −80 dBW for discrete emission with bandwidth less than 700 Hz.

Band 12:

(g) For operations in the 600 MHz band and the 698-746 MHz band, the power of any emission outside a licensee's frequency band(s) of operation shall be attenuated below the transmitter power (P) within the licensed band(s) of operation, measured in watts, by at least 43 + 10 log (P) dB. Compliance with this provision is based on the use of measurement instrumentation employing a resolution bandwidth of 100 kilohertz or greater. However, in the 100 kilohertz bands immediately outside and adjacent to a licensee's frequency block, a resolution bandwidth of at least 30 kHz may be employed.

RSS-130; 4.7.1 General unwanted emissions limits

The unwanted emissions in any 100 kHz bandwidth on any frequency outside the low frequency edge and the high frequency edge of each frequency block range(s), shall be attenuated below the transmitter power, P (dBW), by at least 43 + 10 $\log_{10}$ p (watts), dB. However, in the 100 kHz band immediately outside of the equipment's frequency block range, a resolution bandwidth of 30 kHz may be employed.

RSS-130; 4.7.2 Additional unwanted emissions limits

In addition to the limit outlined in section 4.7.1 above, equipment operating in the frequency bands 746-756 MHz and 777-787 MHz shall also comply with the following restrictions:

a. the power of any unwanted emissions in any 6.25 kHz bandwidth for all frequencies between 763-775 MHz and 793-806 MHz shall be attenuated below the transmitter power, P (dBW), by at least:

   i. 76 + 10 $\log_{10}$ p (watts), dB, for base and fixed equipment and

   ii. 65 + 10 $\log_{10}$ p (watts), dB, for mobile and portable equipment

b. the e.i.r.p. in the band 1559-1610 MHz shall not exceed −70 dBW/MHz for wideband signal and −80 dBW for discrete emission with bandwidth less than 700 Hz.

Band 4/10/66:

(h) *AWS emission limits*— (1) *General protection levels.* Except as otherwise specified below, for operations in the 1695-1710 MHz, 1710-1755 MHz, 1755-1780 MHz, 1915-1920 MHz, 1995-2000 MHz, 2000-2020 MHz, 2110-2155 MHz, 2155-2180 MHz, and 2180-2200 bands, the power of any emission outside a licensee's frequency block shall be attenuated below the transmitter power (P) in watts by at least 43 + 10 $\log_{10}$ (P) dB.

RSS-139; 6.6 Transmitter Unwanted Emissions

Equipment shall comply with the limits in (i) and (ii) below.

i. In the first 1.0 MHz bands immediately outside and adjacent to the equipment's smallest operating frequency block, which can contain the equipment's occupied bandwidth, the emission power per any 1% of the emission bandwidth shall be attenuated below the transmitter output power P (in dBW) by at least 43 + 10 $\log_{10}$ p (watts) dB.

ii. After the first 1.0 MHz outside the equipment's smallest operating frequency block, which can contain the equipment's occupied bandwidth, the emission power in any 1 MHz bandwidth shall be attenuated below the transmitter output power P (in dBW) by at least 43 + 10 $\log_{10}$ p (watts) dB.

Band 7:

(m) For BRS and EBS stations, the power of any emissions outside the licensee's frequency bands of operation shall be attenuated below the transmitter power (P) measured in watts in accordance with the standards below. If a licensee has multiple contiguous channels, out-of-band emissions shall be measured from the upper and lower edges of the contiguous channels.

(4) For mobile digital stations, the attenuation factor shall be not less than 40 + 10 log (P) dB on all frequencies between the channel edge and 5 megahertz from the channel edge, 43 + 10 log (P) dB on all frequencies between 5 megahertz and X megahertz from the channel edge, and 55 + 10 log (P) dB on all frequencies more than X megahertz from the channel edge, where X is the greater of 6 megahertz or the actual emission bandwidth as defined in paragraph (m)(6) of this section. In addition, the attenuation factor shall not be less that 43 + 10 log (P) dB on all frequencies between 2490.5 MHz and 2496 MHz and 55 + 10 log (P) dB at or below 2490.5 MHz. Mobile Satellite Service licensees operating on frequencies below 2495 MHz may also submit a documented interference complaint against BRS licensees operating on channel BRS Channel 1 on the same terms and conditions as adjacent channel BRS or EBS licensees.

RSS-199; 4.5 Transmitter unwanted emissions

In the 1 MHz band immediately outside and adjacent to the channel edge, the unwanted emission power shall be measured with a resolution bandwidth of at least 1% of the occupied bandwidth for base station and fixed subscriber equipment, and 2% for mobile subscriber equipment. Beyond the 1 MHz band, a resolution bandwidth of 1 MHz shall be used. A narrower resolution bandwidth can be used, provided that the measured power is integrated over the full required measurement bandwidth of 1 MHz, or 1% or 2% of the occupied bandwidth, as applicable.

Equipment shall comply with the following unwanted emission limits:

b. for mobile subscriber equipment, the power of any unwanted emissions measured as above shall be attenuated (in dB) below the transmitter power, P (dBW), by at least:

$40 + 10 \log_{10} p$ from the channel edges to 5 MHz away

$43 + 10 \log_{10} p$ between 5 MHz and X MHz from the channel edges, and

$55 + 10 \log_{10} p$ at X MHz and beyond from the channel edges

In addition, the attenuation shall not be less than $43 + 10 \log_{10} p$ on all frequencies between 2490.5 MHz and 2496 MHz, and $55 + 10 \log_{10} p$ at or below 2490.5 MHz.

In (b), p is the transmitter power measured in watts and X is 6 MHz or the equipment occupied bandwidth, whichever is greater.

Band 17:

(g) For operations in the 600 MHz band and the 698-746 MHz band, the power of any emission outside a licensee's frequency band(s) of operation shall be attenuated below the transmitter power (P) within the licensed band(s) of operation, measured in watts, by at least 43 + 10 log (P) dB. Compliance with this provision is based on the use of measurement instrumentation employing a resolution bandwidth of 100 kilohertz or greater. However, in the 100 kilohertz bands immediately outside and adjacent to a licensee's frequency block, a resolution bandwidth of at least 30 kHz may be employed.

RSS-130; 4.7.1 General unwanted emissions limits

The unwanted emissions in any 100 kHz bandwidth on any frequency outside the low frequency edge and the high frequency edge of each frequency block range(s), shall be attenuated below the transmitter power, P (dBW), by at least 43 + 10 $\log_{10}$ p (watts), dB. However, in the 100 kHz band immediately outside of the equipment's frequency block range, a resolution bandwidth of 30 kHz may be employed.

RSS-130; 4.7.2 Additional unwanted emissions limits

In addition to the limit outlined in section 4.7.1 above, equipment operating in the frequency bands 746-756 MHz and 777-787 MHz shall also comply with the following restrictions:

a. the power of any unwanted emissions in any 6.25 kHz bandwidth for all frequencies between 763-775 MHz and 793-806 MHz shall be attenuated below the transmitter power, P (dBW), by at least:

   i. 76 + 10 $\log_{10}$ p (watts), dB, for base and fixed equipment and

   ii. 65 + 10 $\log_{10}$ p (watts), dB, for mobile and portable equipment

b. the e.i.r.p. in the band 1559-1610 MHz shall not exceed −70 dBW/MHz for wideband signal and −80 dBW for discrete emission with bandwidth less than 700 Hz.

5.17.3 TEST PROTOCOL

Ambient temperature: 20 - 28 °C
Relative humidity: 30 - 45 %

Radio Technology	Channel	Detector	Trace	Resolution Bandwidth /kHz	Frequency /MHz	Peak Value /dBm	Limit /dBm	Margin to Limit /dB
LTE eFDD4	low	rms	maxhold	5	1709.9	-33.44	-23	10.44
LTE eFDD4	low	rms	maxhold	1000	2113.7	-24.45	-13	11.45
LTE eFDD4	mid	peak	maxhold	1000	2131.8	-24.45	-13	11.45
LTE eFDD4	high	rms	maxhold	5	1755.0	-33.54	-23	-23.54

Radio Technology	Channel	Detector	Trace	Resolution Bandwidth /kHz	Frequency /MHz	Peak Value /dBm	Limit /dBm	Margin to Limit /dB
LTE eFDD7	low	rms	maxhold	5	2500.0	-27.84	-23	2.84
LTE eFDD7	mid	peak	maxhold	-	-	-	-13	>20
LTE eFDD7	high	rms	maxhold	5	2570.0	-25.98	-23	2.98

Radio Technology	Channel	Detector	Trace	Resolution Bandwidth /kHz	Frequency /MHz	Peak Value /dBm	Limit /dBm	Margin to Limit /dB
LTE eFDD12	low	peak	maxhold	100	2912.0	-36.93	-13	23.93
LTE eFDD12	mid	peak	maxhold	100	3000.0	-37.2	-13	24.20
LTE eFDD12	high	rms	maxhold	100	719.9	-40.88	-13	27.88

Radio Technology	Channel	Detector	Trace	Resolution Bandwidth /kHz	Frequency /MHz	Peak Value /dBm	Limit /dBm	Margin to Limit /dB
LTE eFDD13	low	rms	maxhold	100	746.3	-34.86	-13	21.86
LTE eFDD13	mid	rms	maxhold	-	-	-	-13	>20
LTE eFDD13	high	rms	maxhold	100	751.82	-34.86	-13	21.86

Radio Technology	Channel	Detector	Trace	Resolution Bandwidth /kHz	Frequency /MHz	Peak Value /dBm	Limit /dBm	Margin to Limit /dB
LTE eTDD38	low	rms	maxhold	100	2569.9	-19.24	-10	9.24
LTE eTDD38	low	peak	maxhold	1000	5140.7	-36.34	-25	11.34
LTE eTDD38	mid	peak	maxhold	1000	5190.78	-34.5	-25	9.50
LTE eTDD38	high	rms	maxhold	1000	2624.0	-25.84	-13	12.84
LTE eTDD38	high	peak	maxhold	1000	5227.6	-36.27	-25	11.27

Radio Technology	Channel	Detector	Trace	Resolution Bandwidth /kHz	Frequency /MHz	Peak Value /dBm	Limit /dBm	Margin to Limit /dB
LTE eTDD41	low	rms	maxhold	100	2495.9	-20.72	-10	10.72
LTE eTDD41	mid	peak	maxhold	-	-	-	-13	>20
LTE eTDD41	high	rms	maxhold	100	2690	-18.88	-10	8.88

Remark: Please see next sub-clause for the measurement plot.

5.17.4 MEASUREMENT PLOT (EXAMPLE PLOT, SHOWING WORST CASE, IF APPLICABLE)

LTE eFDD 4 QPSK, Channel = high

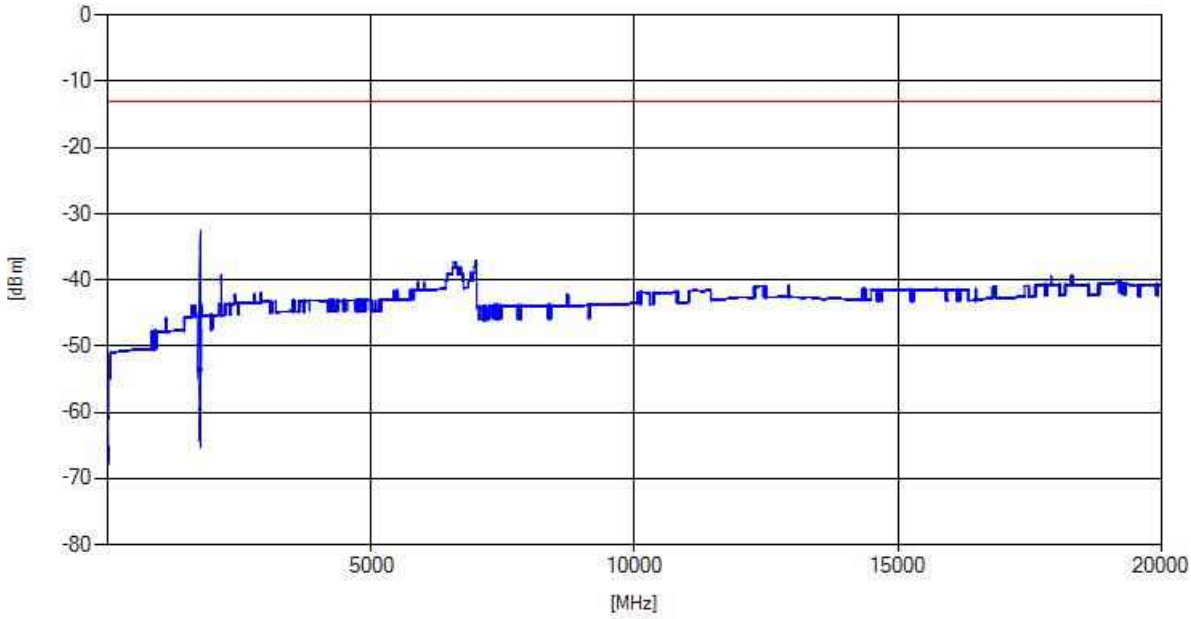

LTE eFDD 7 QPSK, Channel = high

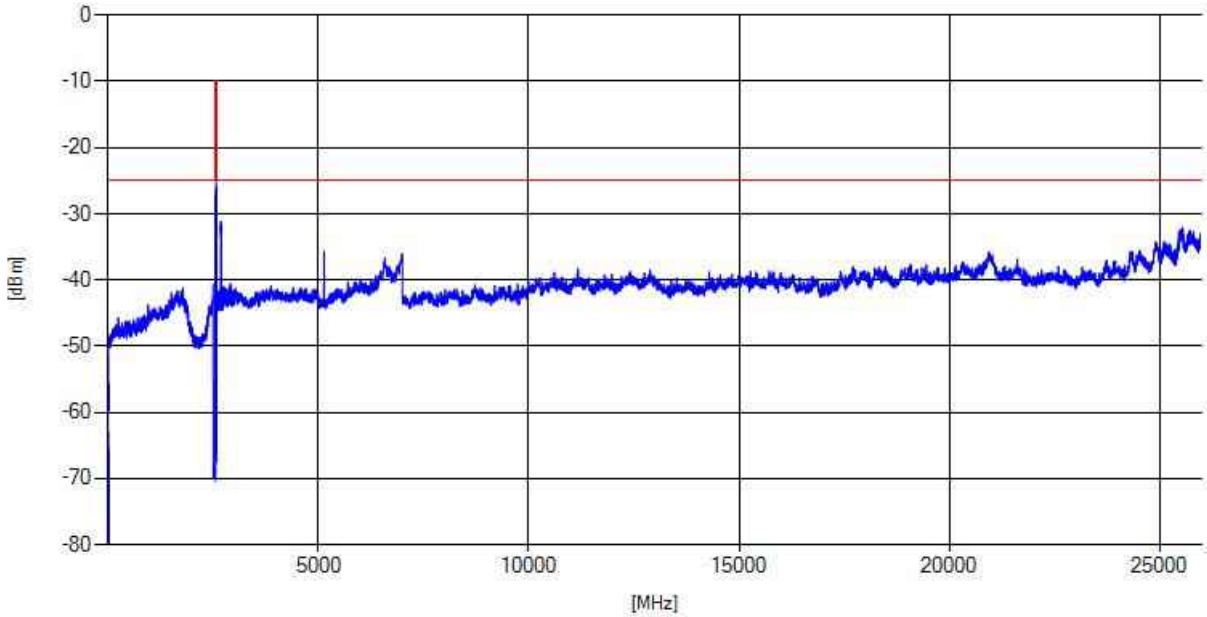

LTE eFDD 12 QPSK, Channel = low

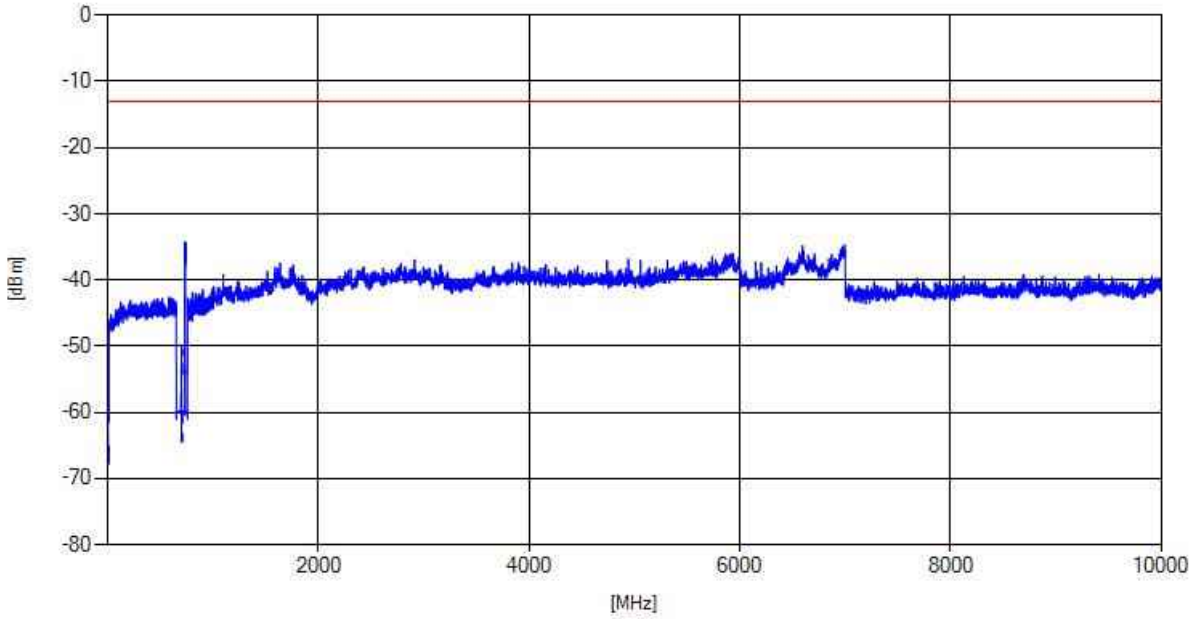

LTE eFDD 13 QPSK, Channel = high

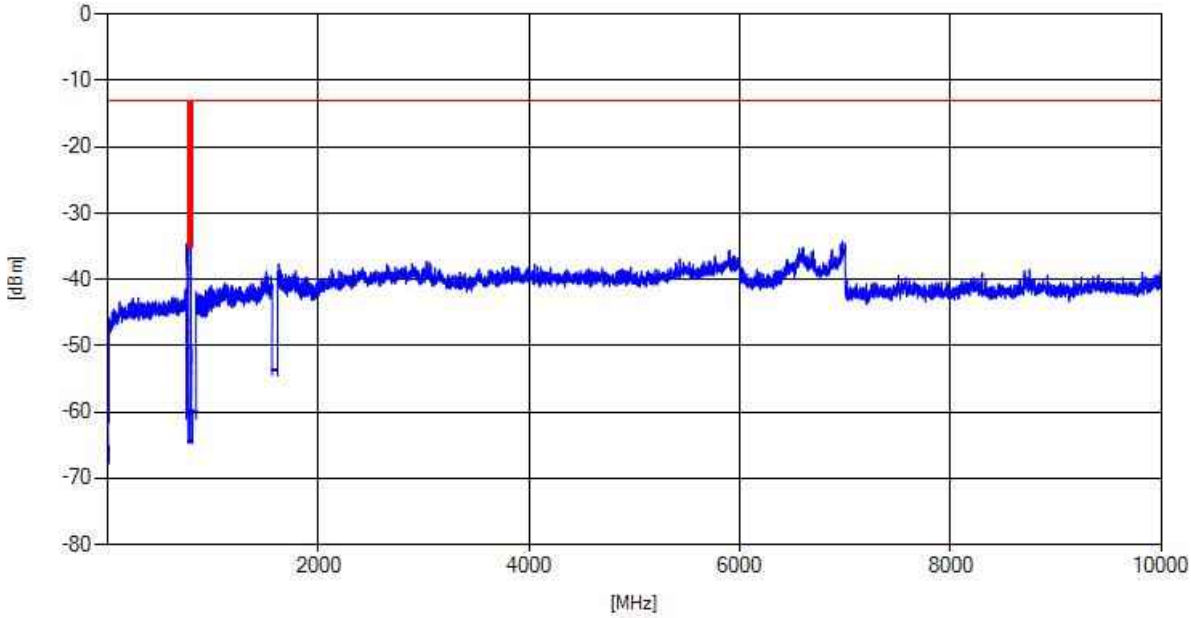

LTE eTDD 38 QPSK, Channel = low

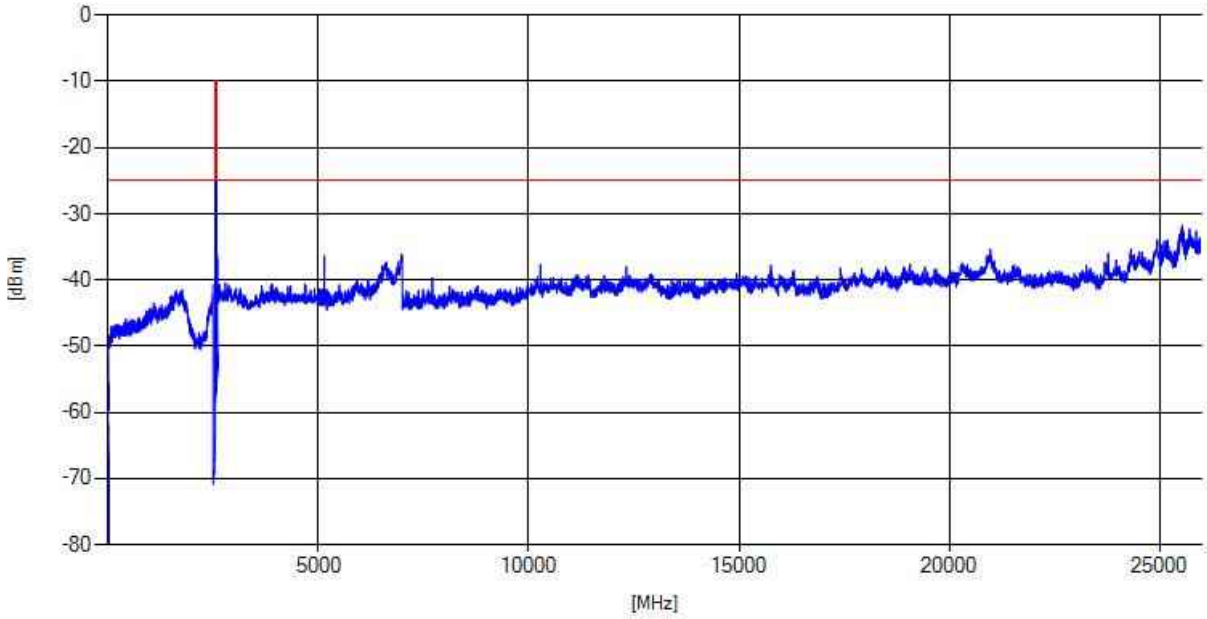

LTE eTDD 41 QPSK, Channel = high

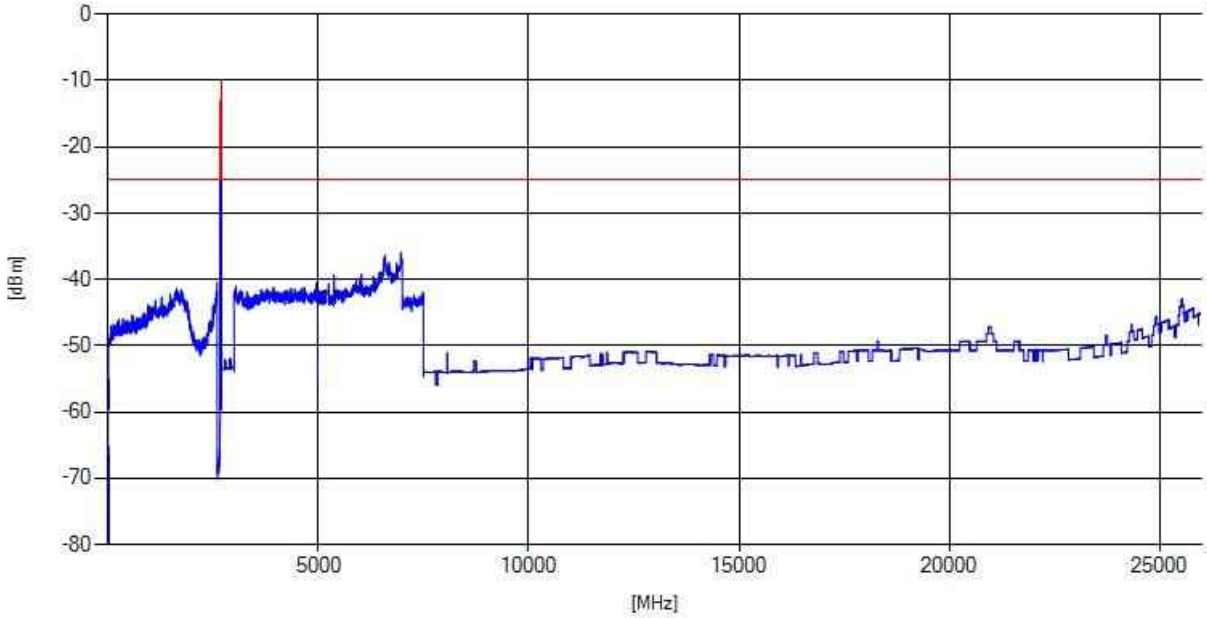

5.17.5 TEST EQUIPMENT USED

- Radio Lab

5.18 FIELD STRENGTH OF SPURIOUS RADIATION

Standard **FCC PART 27 Subpart C**

The test was performed according to:
ANSI C63.26: 2015

5.18.1 TEST DESCRIPTION

This test case is intended to demonstrate compliance to the applicable radiated spurious emission measurements per § 2.1053 and RSS-GEN 6.13. The limit and requirements come from the applicable rule part and ISED RSS-Standard for the operating band of the cellular device.

The EUT was connected to the test setup according to the following diagram:

Frequency Range: 30 MHz – 1 GHz:

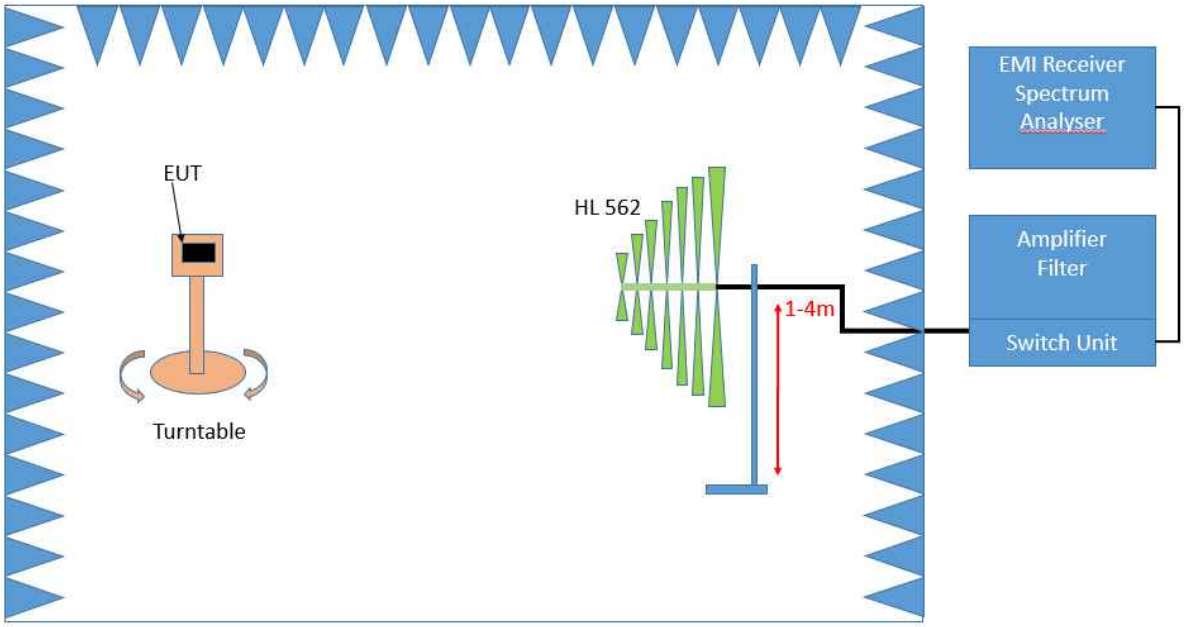

Test Setup; Spurious Emission Radiated (SAC), 30 MHz- 1GHz

Frequency Range: 1 GHz – 26.5 GHz

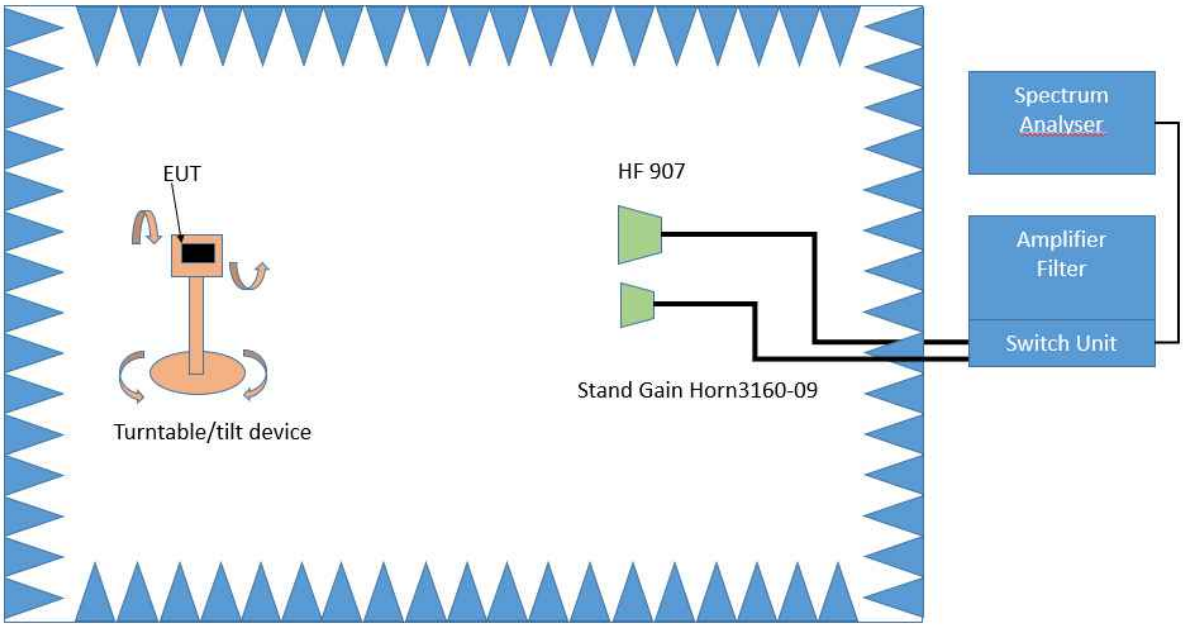

Test Setup; Spurious Emission Radiated (FAC), 1 GHz-26.5 GHz

The test set-up was made in accordance to the general provisions of ANSI C63.26 in a typical installation configuration. The Equipment Under Test (EUT) was set up on a non-conductive table 1.0 x 2.0 m² in the semi-anechoic chamber. The influence of the EUT support table that is used between 30–1000 MHz was evaluated.
The measurement procedure is implemented into the EMI test software EMC32 from R&S. Exploratory tests are performed at 3 orthogonal axes to determine the worst-case orientation of a body-worn or handheld EUT. The final test on all kind of EUTs is also performed at 3 axes. A pre-check is performed while the EUT is powered from a DC power source.

1. Measurement above 30 MHz and up to 1 GHz

Step 1: Preliminary scan
This is a preliminary test to identify the highest amplitudes relative to the limit.
Settings for step 1:
- Antenna distance: 3 m
- Detector: Peak
- RBW: 100 kHz
- VBW: 300 kHz
- Sweep time: coupled
- Turntable angle range: –180° to 90°
- Turntable step size: 90°
- Height variation range: 1 – 4 m
- Height variation step size: 1.5 m
- Polarisation: Horizontal + Vertical

Intention of this step is, to determine the radiated EMI-profile of the EUT. Afterwards the relevant emissions for the final measurement are identified.

Step 2: Adjustment measurement
In this step the accuracy of the turntable azimuth and antenna height will be improved. This is necessary to find out the maximum value of every frequency.
For each frequency, which was determined the turntable azimuth and antenna height will be adjusted. The turntable azimuth will slowly vary by 360°. During this action, the value of emission is continuously measured. The turntable azimuth at the highest emission will be

recorded and adjusted. In this position, the antenna height will also slowly vary from 1 – 4 m. During this action, the value of emission is also continuously measured. The antenna height of the highest emission will also be recorded and adjusted.
- Detector: Peak
- Measured frequencies: in step 1 determined frequencies
- RBW: 100 kHz
- VBW: 300 kHz
- Sweep time: coupled
- Turntable angle range: ± 45 ° around the determined value
- Height variation range: ± 100 cm around the determined value
- Antenna Polarisation: max. value determined in step 1

Step 3: Final measurement with RMS detector
With the settings determined in step 3, the final measurement will be performed:
EMI receiver settings for step 4:
- Detector: RMQ
- Measured frequencies: in step 1 determined frequencies
- RBW: 100 kHz
- VBW: 300 kHz
- Sweep time: 1 s

After the measurement a plot will be generated which contains a diagram with the results of the preliminary scan and a chart with the frequencies and values of the results of the final measurement.

3. Measurement above 1 GHz
The following modifications apply to the measurement procedure for the frequency range above 1 GHz:
Step 1:
The Equipment Under Test (EUT) was set up on a non-conductive support (tilt device) at 1.5 m height in the fully-anechoic chamber.
All steps were performed with one height (1.5 m) of the receiving antenna only.
The EUT is turned during the preliminary measurement across the elevation axis, with a step size of 90 °.
The turn table step size (azimuth angle) for the preliminary measurement is 45 °.
- Antenna distance: 3 m
- Detector: Peak
- RBW: 1 MHz
- VBW: 3 MHz
- Sweep time: coupled
- Turntable angle range: –180° to 90°
- Turntable step size: 90°
- Polarisation: Horizontal + Vertical

Step 2:
Due to the fact, that in this frequency range the test is performed in a fully anechoic room, the height scan of the receiving antenna instep 2 is omitted. Instead of this, a maximum search with a step size ± 45° for the elevation axis is performed.
The turn table azimuth will slowly vary by ± 22.5°.
The elevation angle will slowly vary by ± 45°
EMI receiver settings (for all steps):
- Detector: Peak,
- RBW: 1 MHz
- VBW: 3 MHz
- Sweep time: coupled