Appendix B

RF Test Data for 2.4G WiFi (Conducted Measurement)

Product Name: Mology Magic Camera

Trade Mark: mology

Test Model: MAO1

Environmental Conditions

Temperature:	25.2℃
Relative Humidity:	51.2%
ATM Pressure:	101Kpa
Test Engineer:	Simba Huang
Supervised by:	Seal Chen

Contents

Page

COVER PAGE

1 Duty Cycle 3
1.1 Test Result 3
1.2 Test Graphs 4
2 Maximum Conducted Peak Output Power 10
2.1 Test Result 10
3 6dB BW 11
3.1 Test Result 11
3.2 Test Graphs 12
4 99% Occupy Bandwidth 18
4.1 Test Result 18
4.2 Test Graphs 19
5 Maximum Power Spectral Density 25
5.1 Test Result 25
5.2 Test Graphs 26
6 Conducted Spurious Emissions and Band Edges Test 32
6.1 Test Result 32
6.2 Test Graphs 33
7 Restrict-band Band-edge Measurements 67
7.1 Test Result 67

1 Duty Cycle

1.1 Test Result

Ant1							
Mode	TX Type	Frequency (MHz)	T_on (ms)	Period (ms)	Duty Cycle (%)	Duty Cycle Correction Factor (dB)	Max. DC Variation (%)
802.11b	SISO	2412	8.224	8.252	99.66	0.01	0.03
		2437	8.223	8.280	99.31	0.03	0.04
		2462	8.223	8.253	99.64	0.02	0.04
802.11g	SISO	2412	8.223	8.250	99.67	0.01	0.00
		2437	8.223	8.280	99.31	0.03	0.04
		2462	8.223	8.280	99.31	0.03	0.04
802.11n (HT20)	SISO	2412	1.276	1.309	97.48	0.11	0.03
		2437	1.276	1.309	97.48	0.11	0.03
		2462	1.277	1.376	92.81	0.32	0.03
802.11n (HT40)	SISO	2422	0.636	0.668	95.21	0.21	0.04
		2437	0.636	0.696	91.38	0.39	0.03
		2452	0.637	0.696	91.52	0.38	0.03

1.2 Test Graphs

802.11b_LCH_2412MHz_Ant1 (SISO)_NTNV

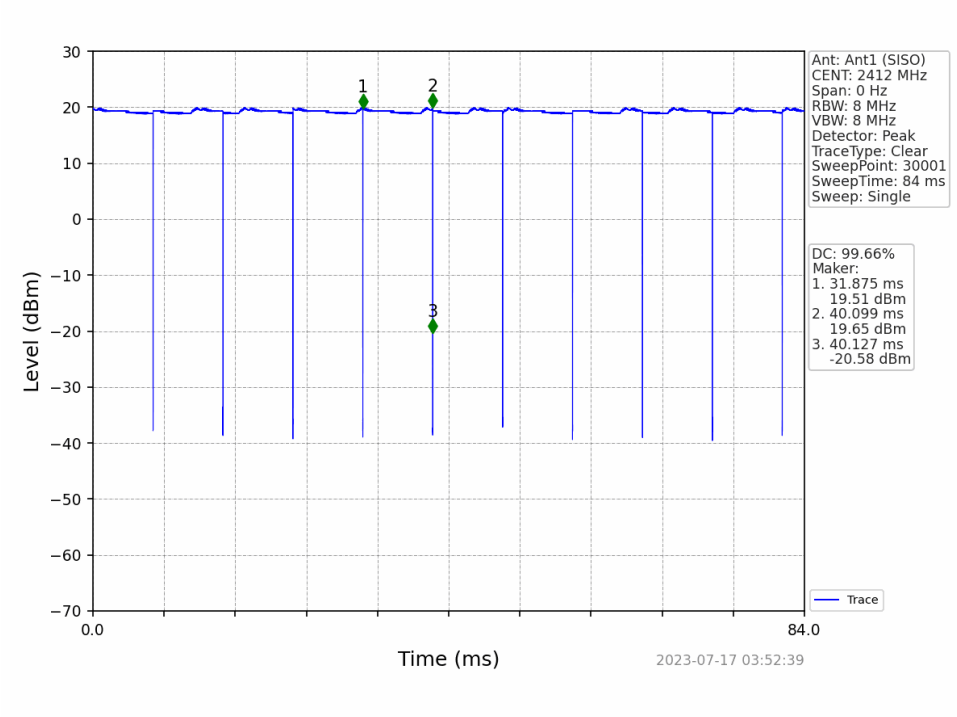

802.11b_MCH_2437MHz_Ant1 (SISO)_NTNV

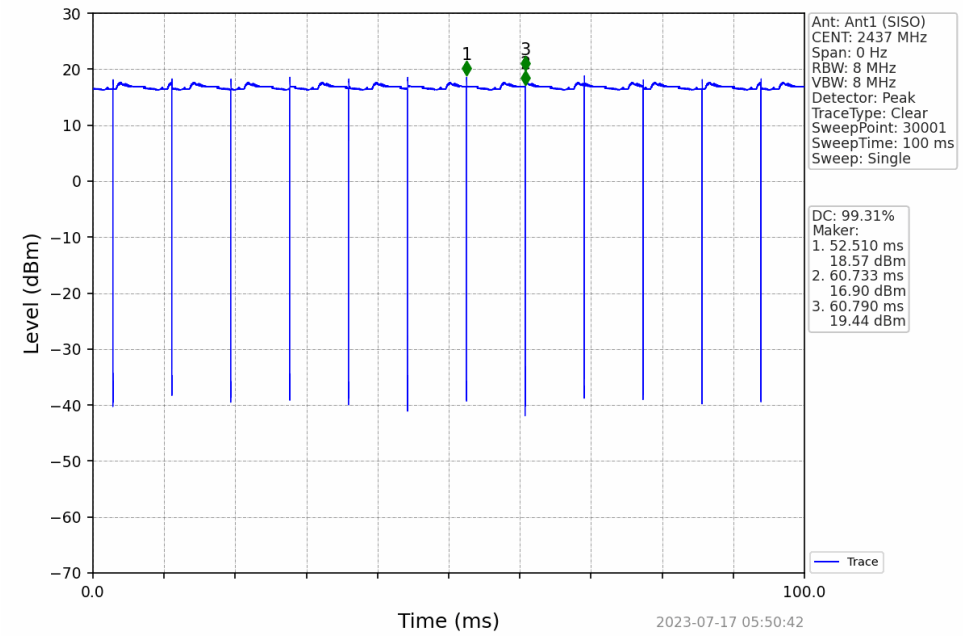

802.11b_HCH_2462MHz_Ant1 (SISO)_NTNV

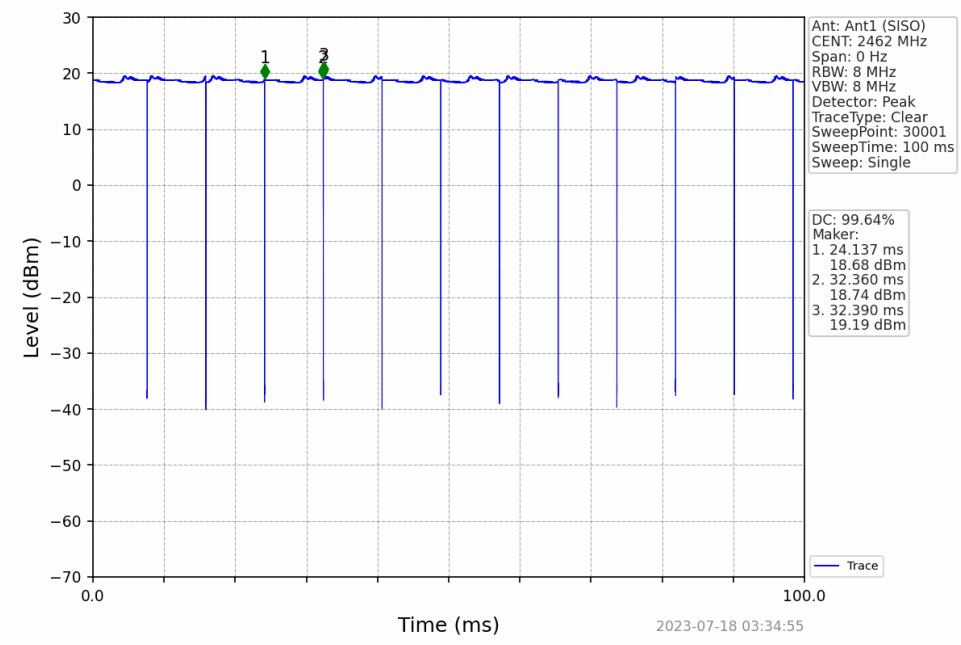

802.11g_LCH_2412MHz_Ant1 (SISO)_NTNV

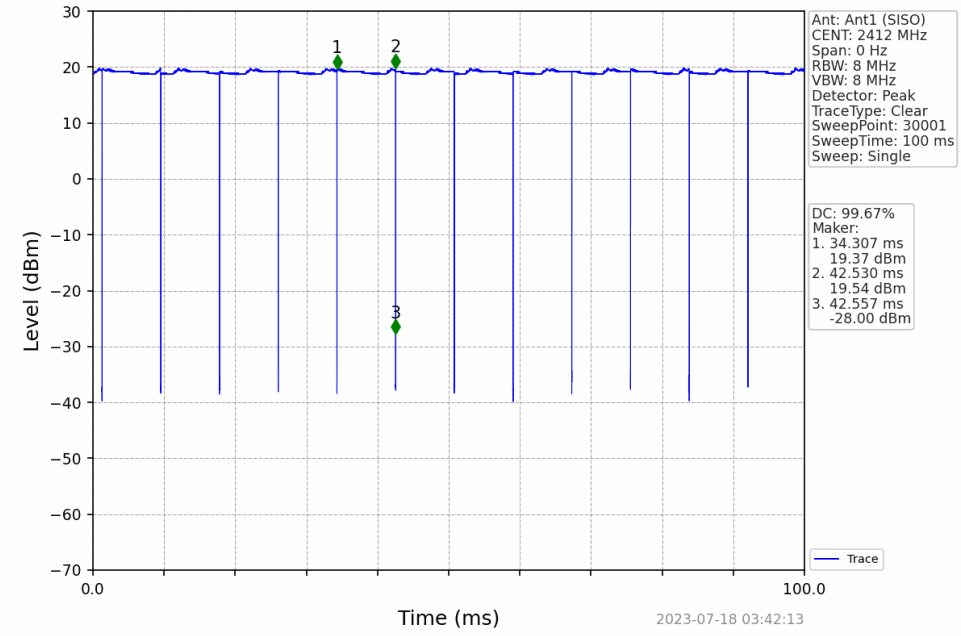

802.11g_MCH_2437MHz_Ant1 (SISO)_NTNV

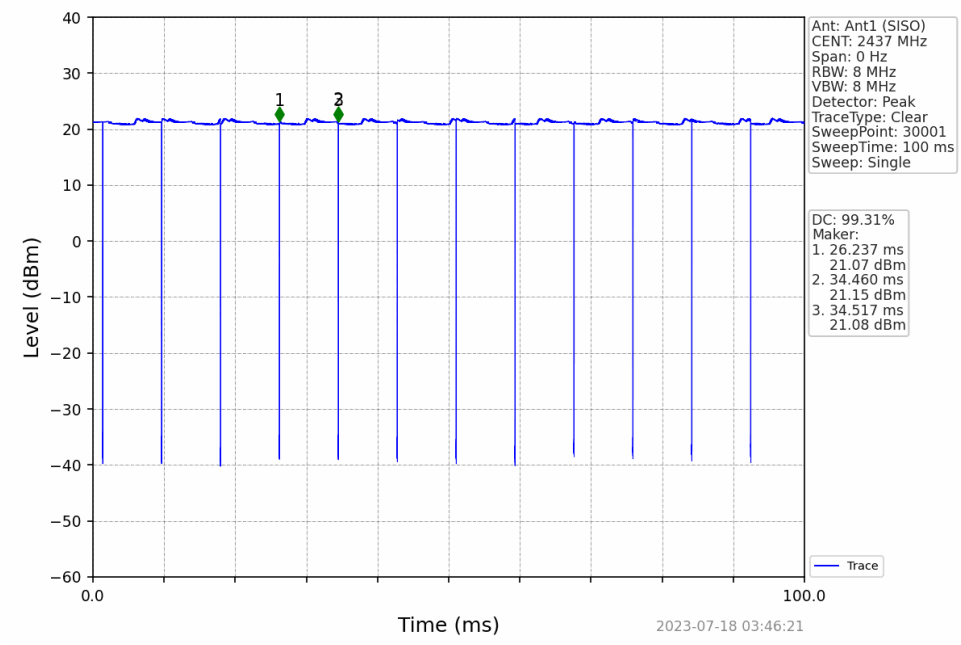

802.11g_HCH_2462MHz_Ant1 (SISO)_NTNV

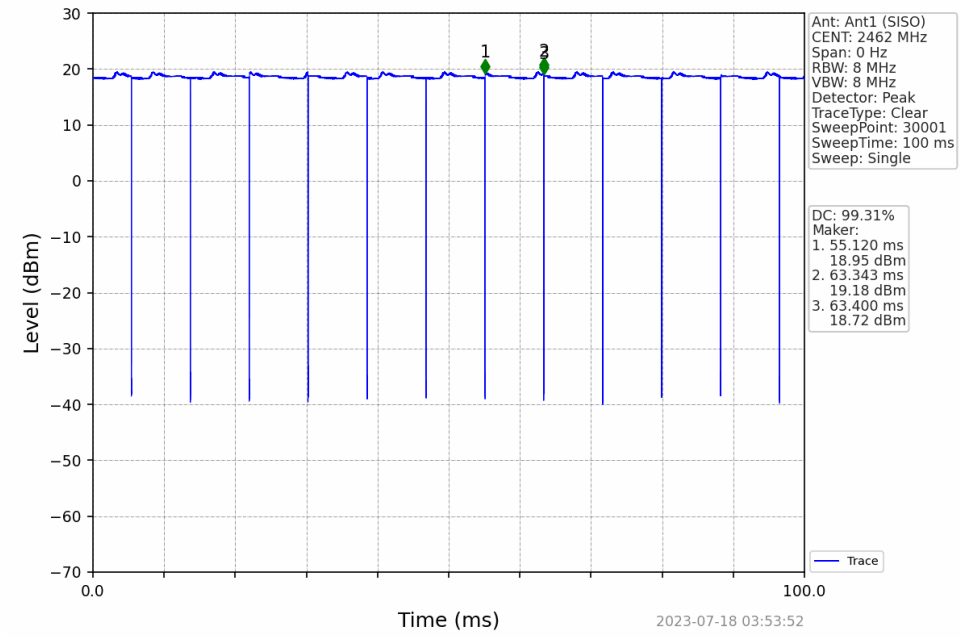

802.11n(HT20)_LCH_2412MHz_Ant1 (SISO)_NTNV

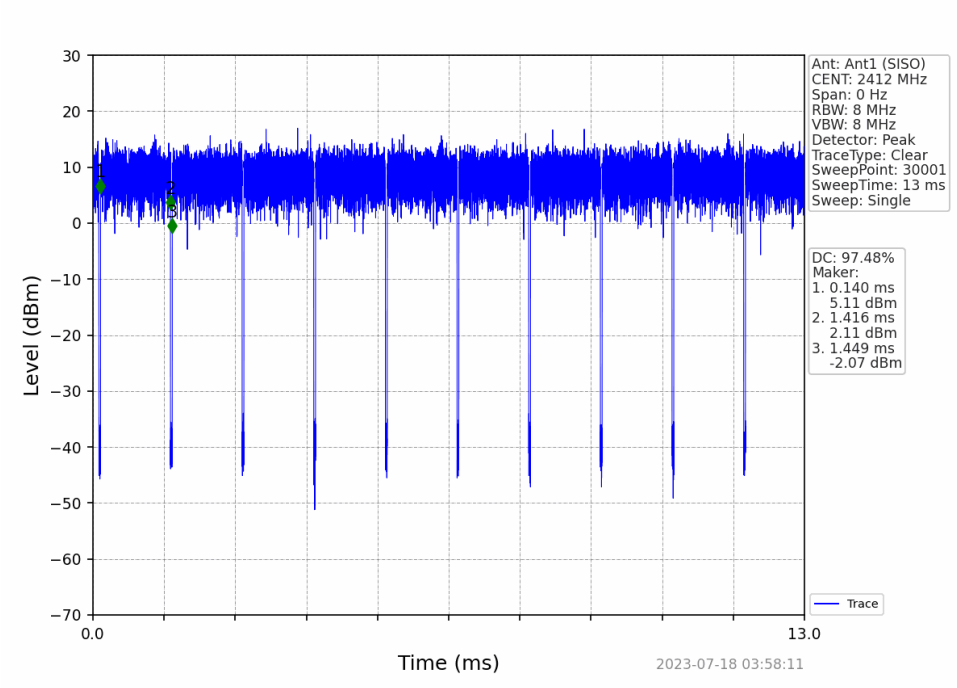

802.11n(HT20)_MCH_2437MHz_Ant1 (SISO)_NTNV

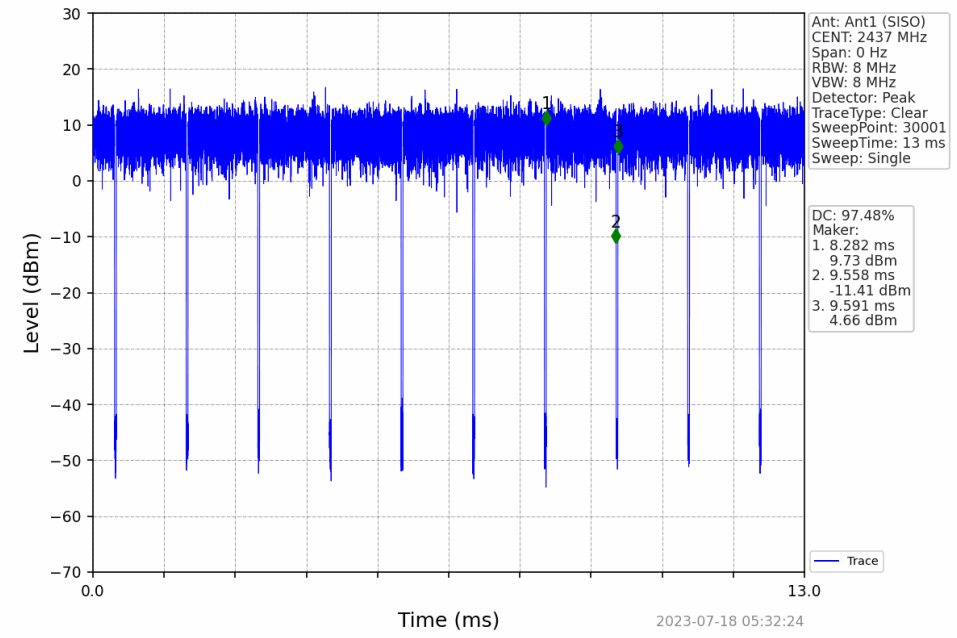

802.11n(HT20)_HCH_2462MHz_Ant1 (SISO)_NTNV

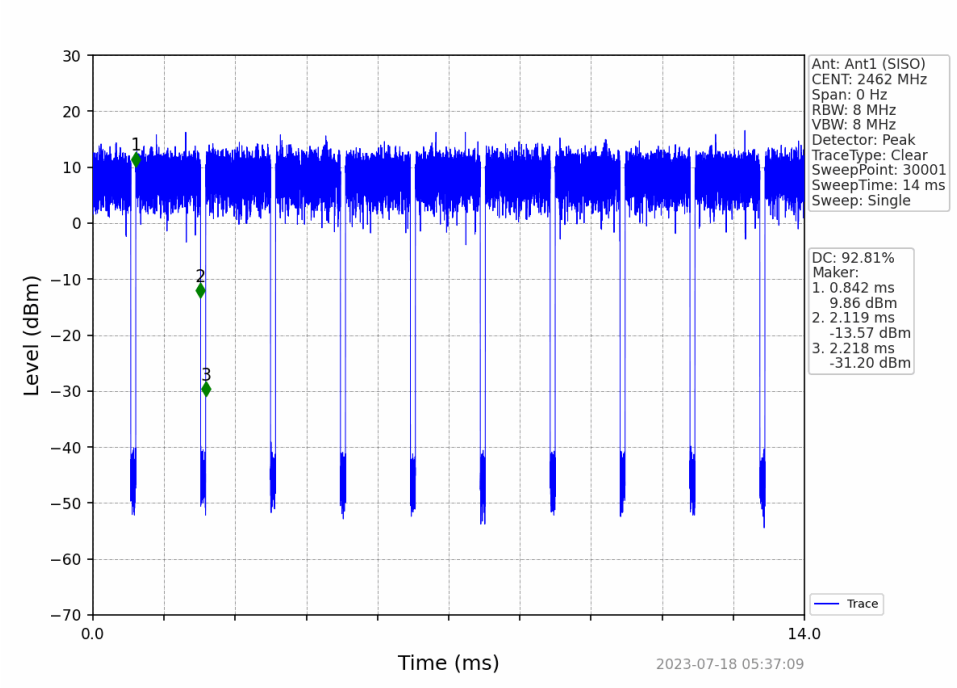

802.11n(HT40)_LCH_2422MHz_Ant1 (SISO)_NTNV

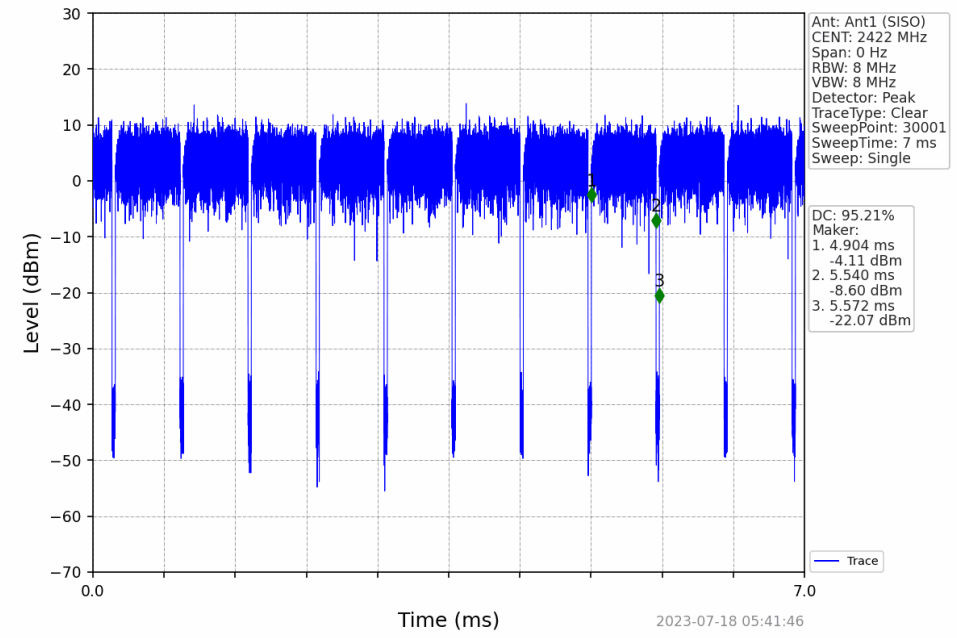

802.11n(HT40)_MCH_2437MHz_Ant1 (SISO)_NTNV

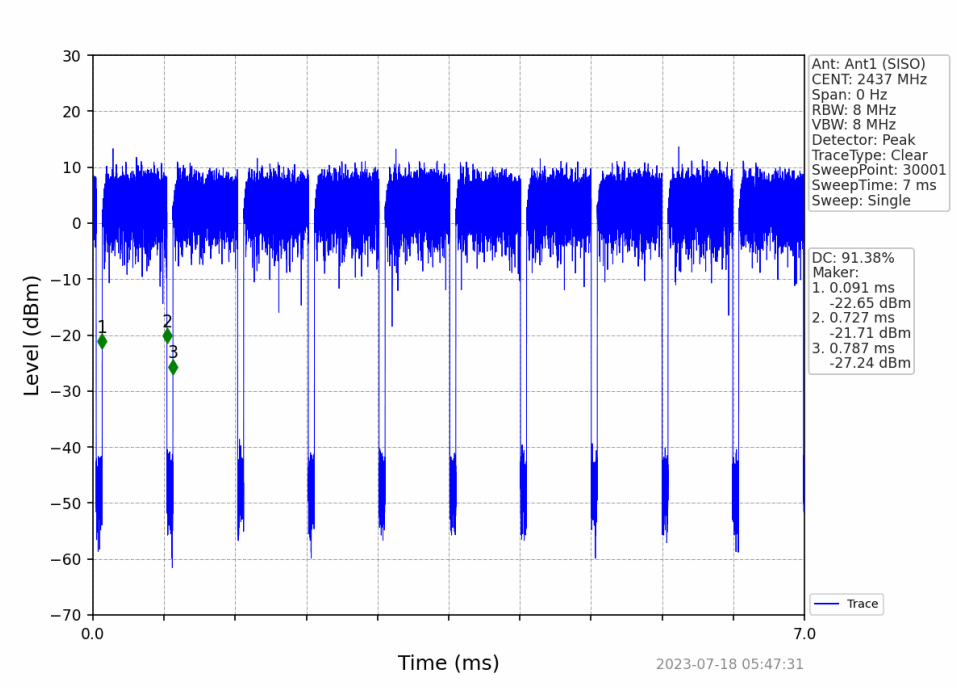

802.11n(HT40)_HCH_2452MHz_Ant1 (SISO)_NTNV

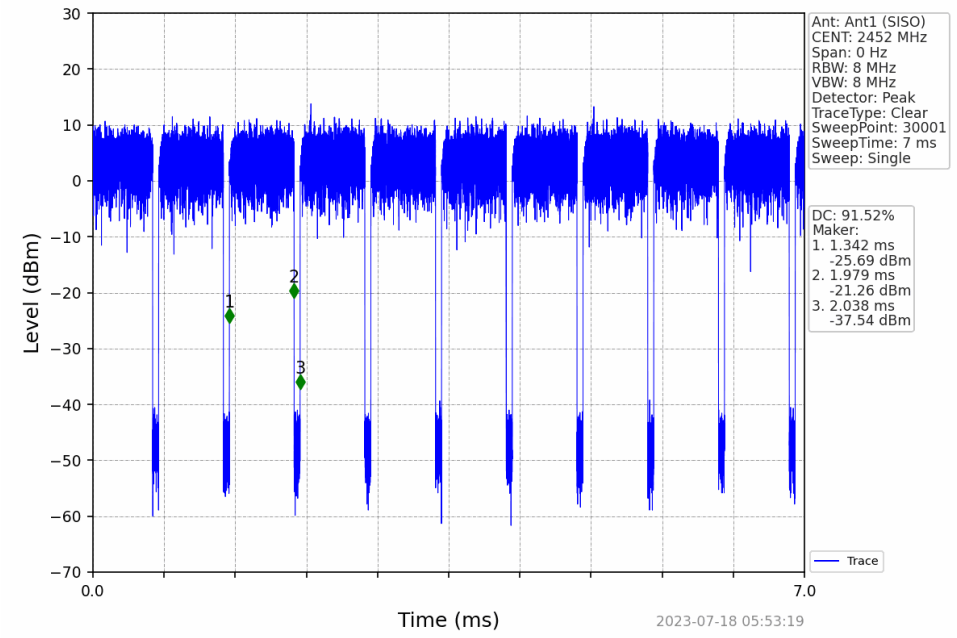

2 Maximum Conducted Peak Output Power

2.1 Test Result

Mode	TX Type	Frequency (MHz)	Maximum Peak Conducted Output Power (dBm)		Verdict
			ANT1	Limit	
802.11b	SISO	2412	17.80	<=30	Pass
		2437	17.57	<=30	Pass
		2462	17.29	<=30	Pass
802.11g	SISO	2412	20.11	<=30	Pass
		2437	19.76	<=30	Pass
		2462	17.25	<=30	Pass
802.11n (HT20)	SISO	2412	16.90	<=30	Pass
		2437	16.75	<=30	Pass
		2462	16.68	<=30	Pass
802.11n (HT40)	SISO	2422	17.09	<=30	Pass
		2437	16.79	<=30	Pass
		2452	16.90	<=30	Pass

3 6dB BW

3.1 Test Result

Mode	TX Type	Frequency (MHz)	ANT	6dB Bandwidth (MHz)		Verdict
				Result	Limit	
802.11b	SISO	2412	1	8.057	>=0.5	Pass
		2437	1	8.099	>=0.5	Pass
		2462	1	8.059	>=0.5	Pass
802.11g	SISO	2412	1	7.592	>=0.5	Pass
		2437	1	8.060	>=0.5	Pass
		2462	1	8.070	>=0.5	Pass
802.11n (HT20)	SISO	2412	1	17.627	>=0.5	Pass
		2437	1	17.623	>=0.5	Pass
		2462	1	17.626	>=0.5	Pass
802.11n (HT40)	SISO	2422	1	36.384	>=0.5	Pass
		2437	1	36.385	>=0.5	Pass
		2452	1	36.380	>=0.5	Pass

3.2 Test Graphs

802.11b_LCH_2412MHz_Ant1 (SISO)_NTNV

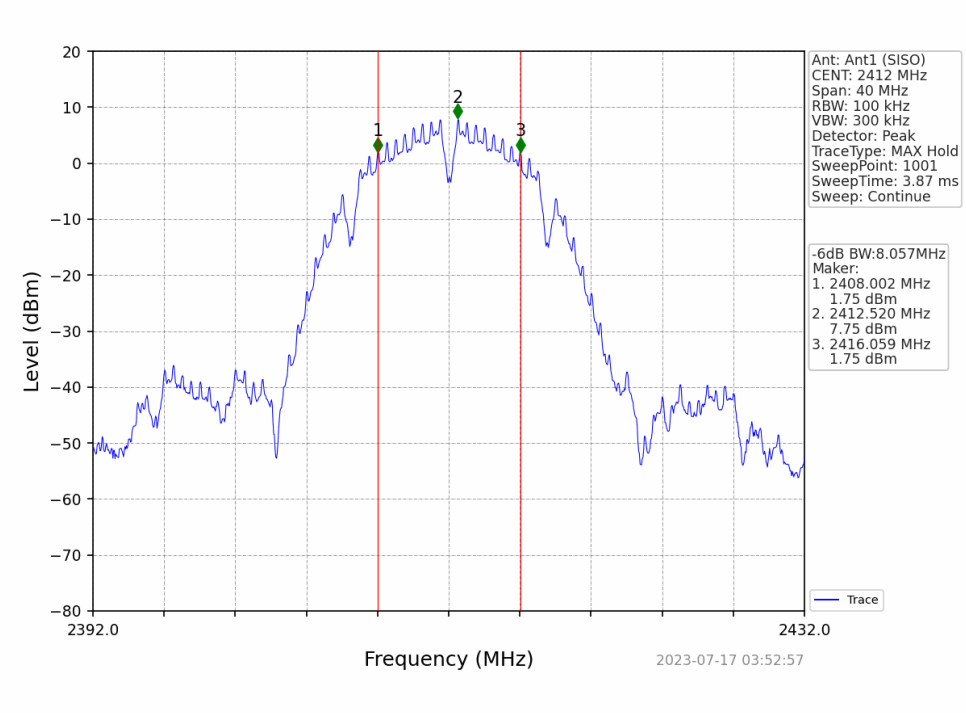

802.11b_MCH_2437MHz_Ant1 (SISO)_NTNV

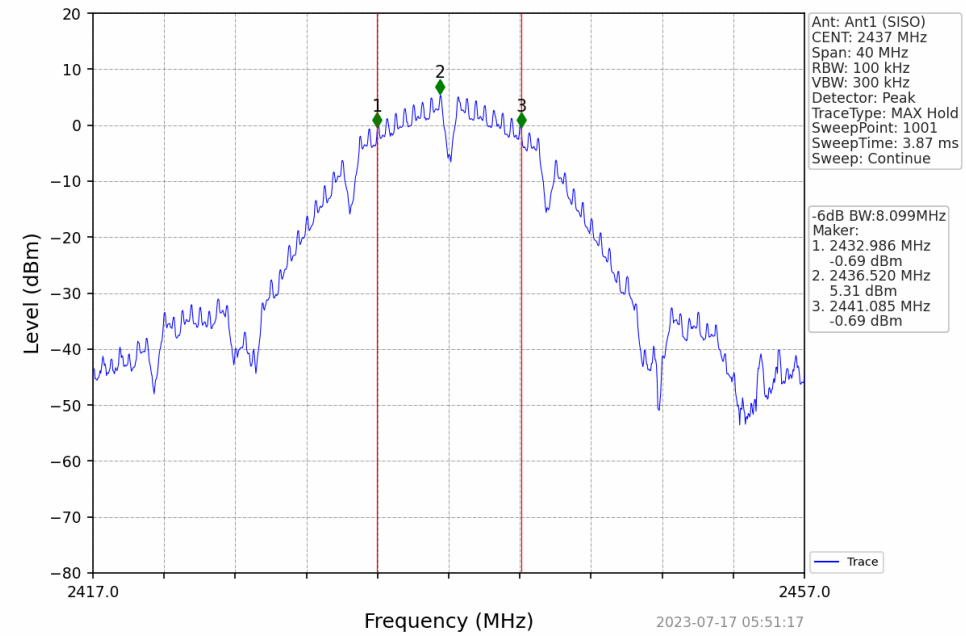

802.11b_HCH_2462MHz_Ant1 (SISO)_NTNV

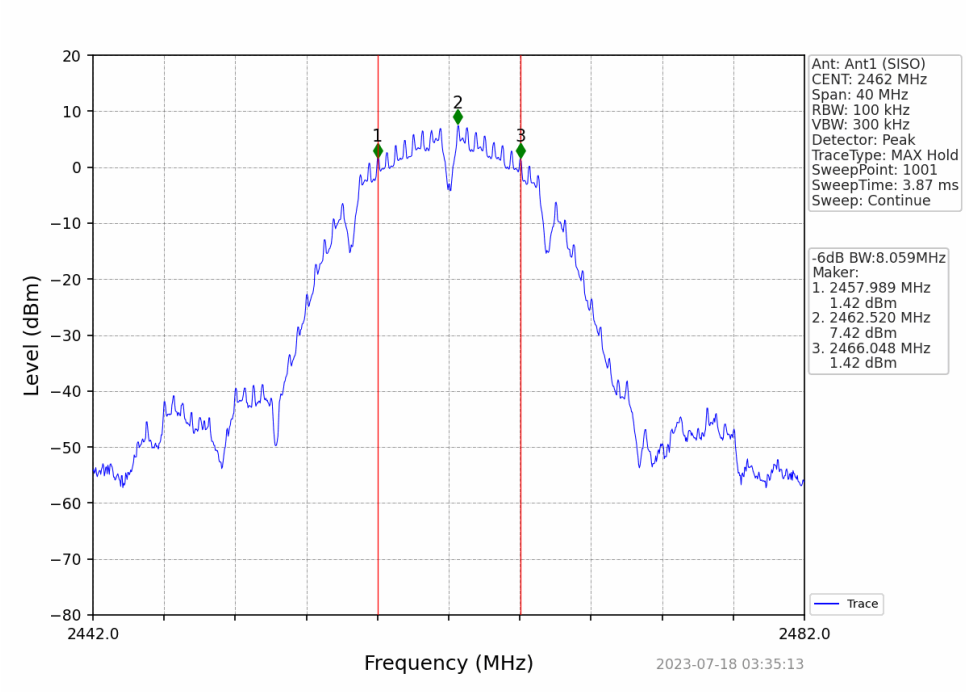

802.11g_LCH_2412MHz_Ant1 (SISO)_NTNV

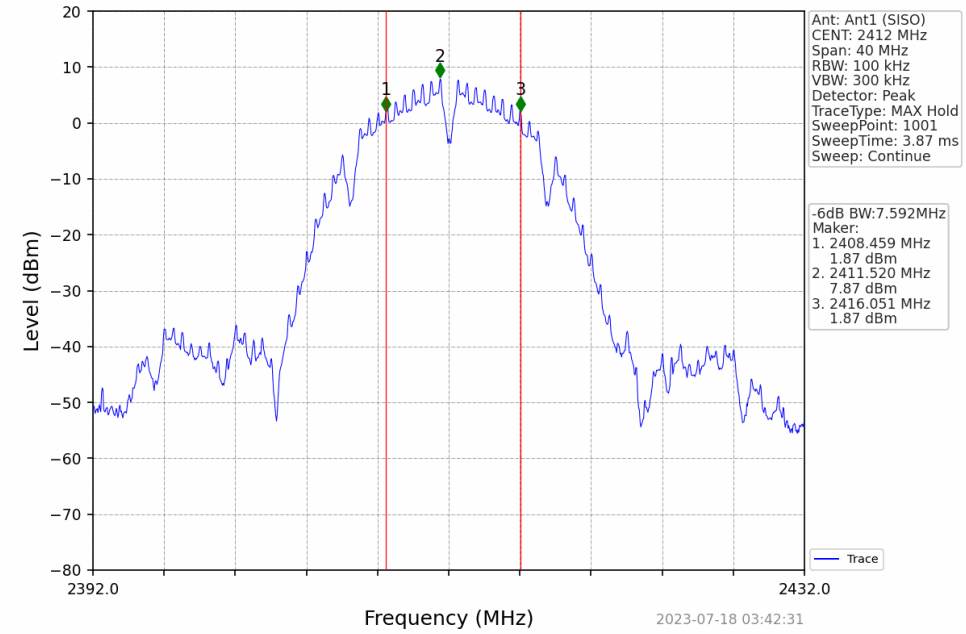

802.11g_MCH_2437MHz_Ant1 (SISO)_NTNV

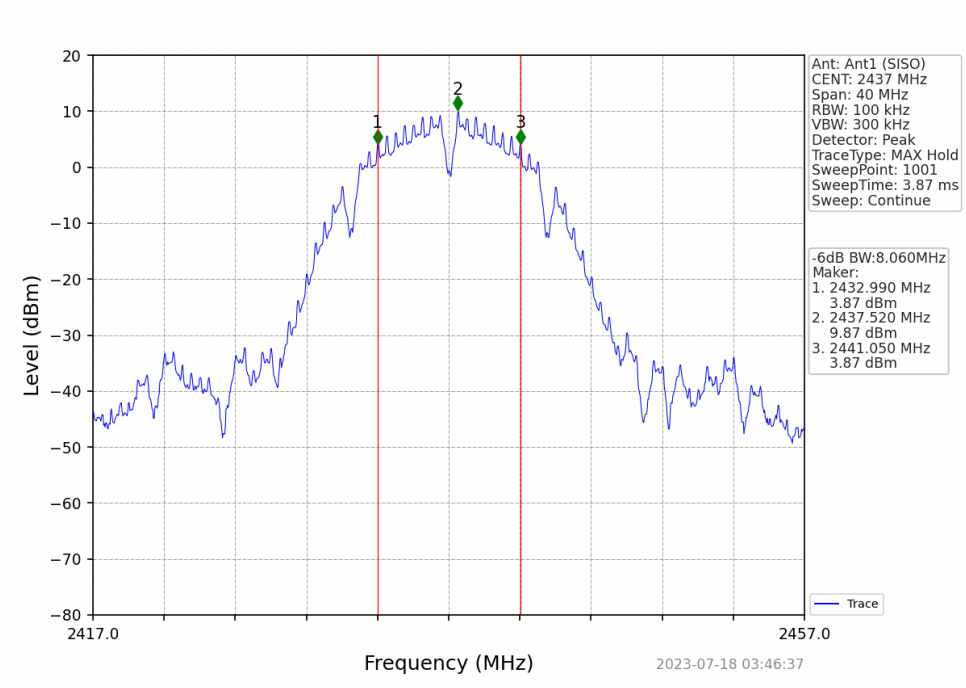

802.11g_HCH_2462MHz_Ant1 (SISO)_NTNV

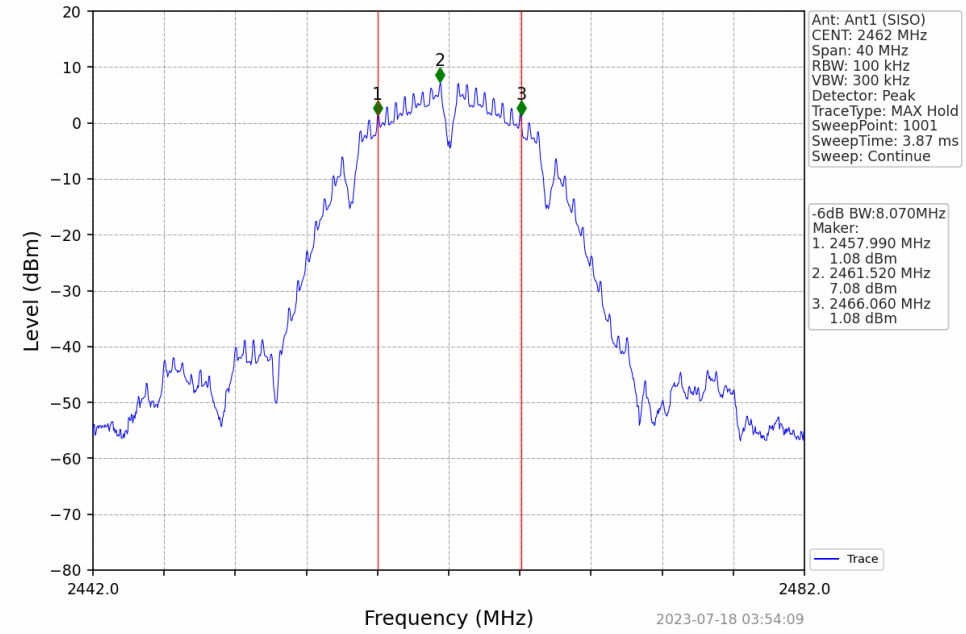

802.11n(HT20)_LCH_2412MHz_Ant1 (SISO)_NTNV

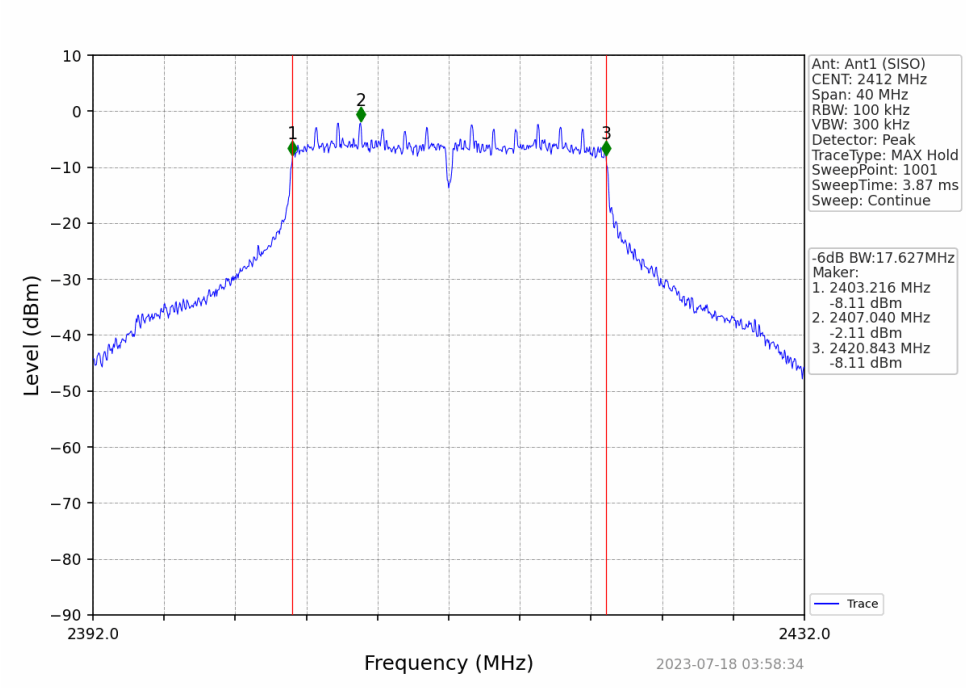

802.11n(HT20)_MCH_2437MHz_Ant1 (SISO)_NTNV

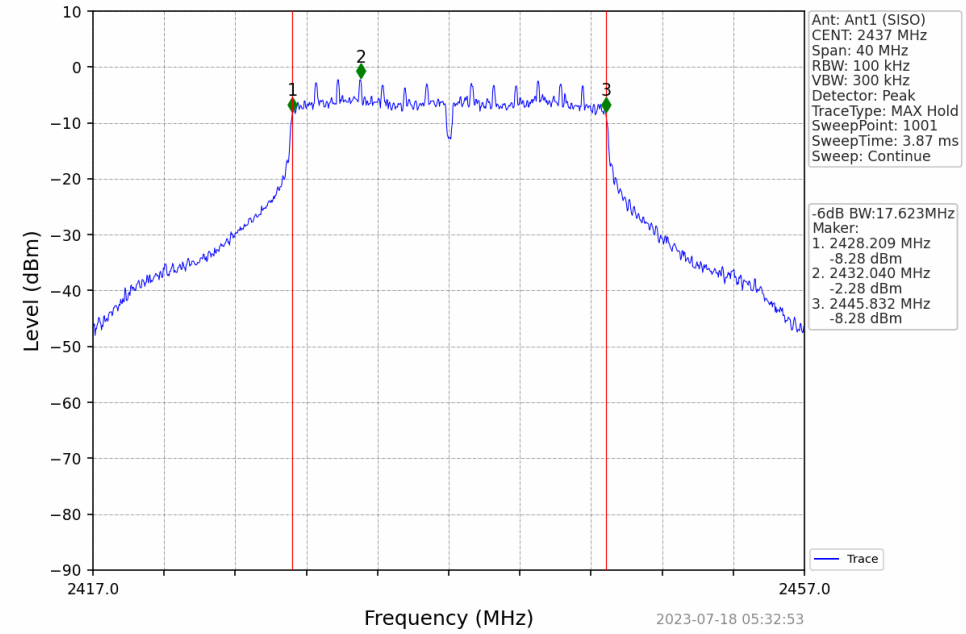

802.11n(HT20)_HCH_2462MHz_Ant1 (SISO)_NTNV

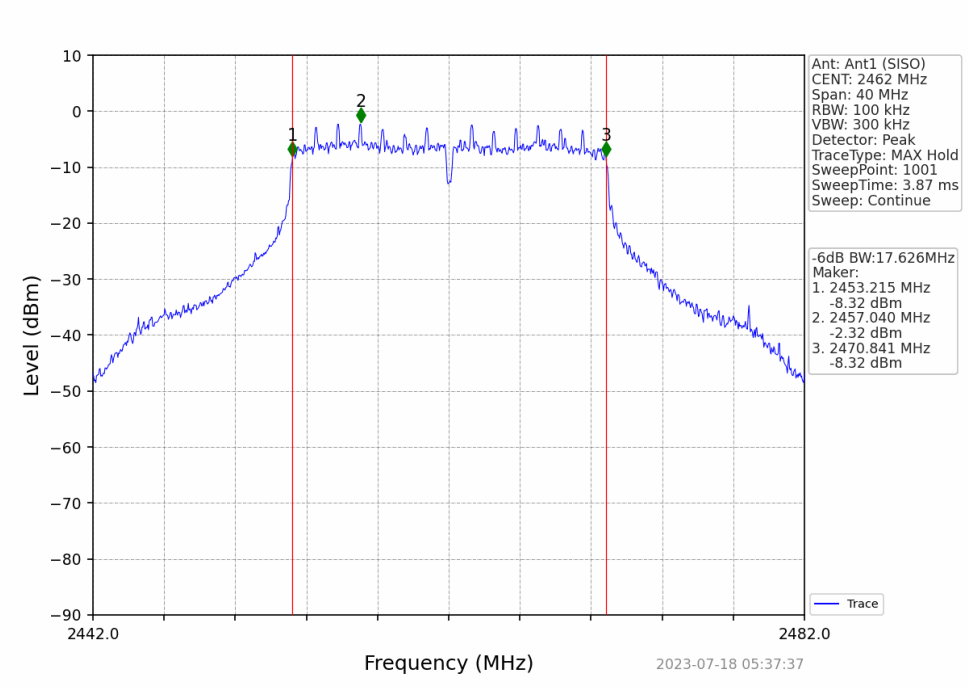

802.11n(HT40)_LCH_2422MHz_Ant1 (SISO)_NTNV

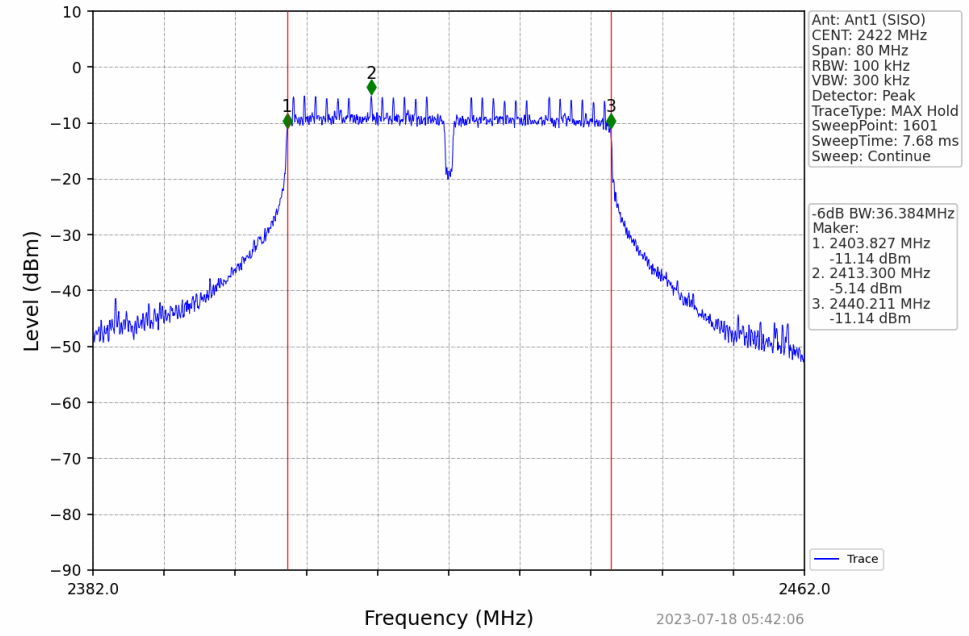

802.11n(HT40)_MCH_2437MHz_Ant1 (SISO)_NTNV

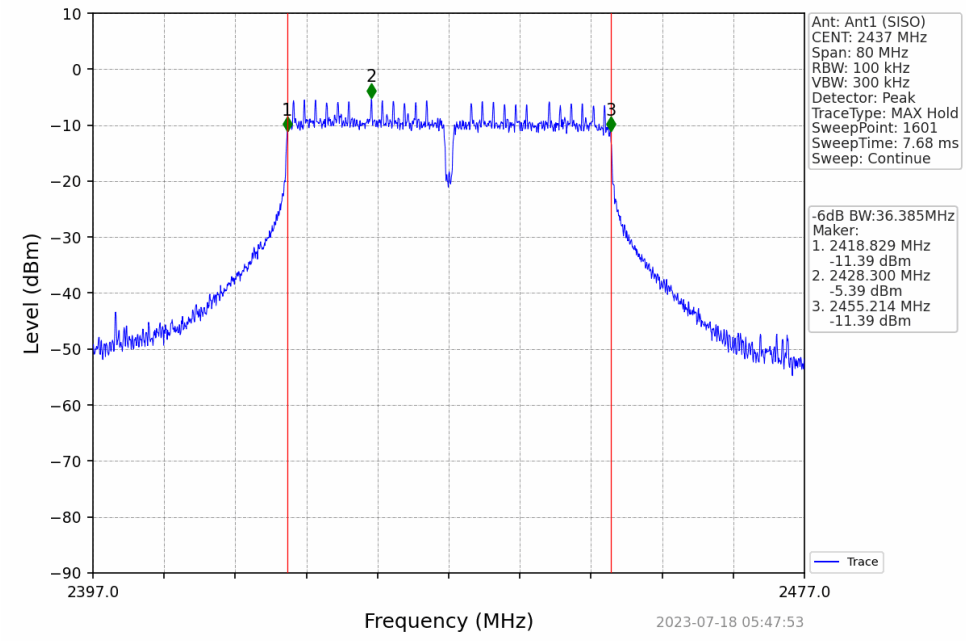

802.11n(HT40)_HCH_2452MHz_Ant1 (SISO)_NTNV

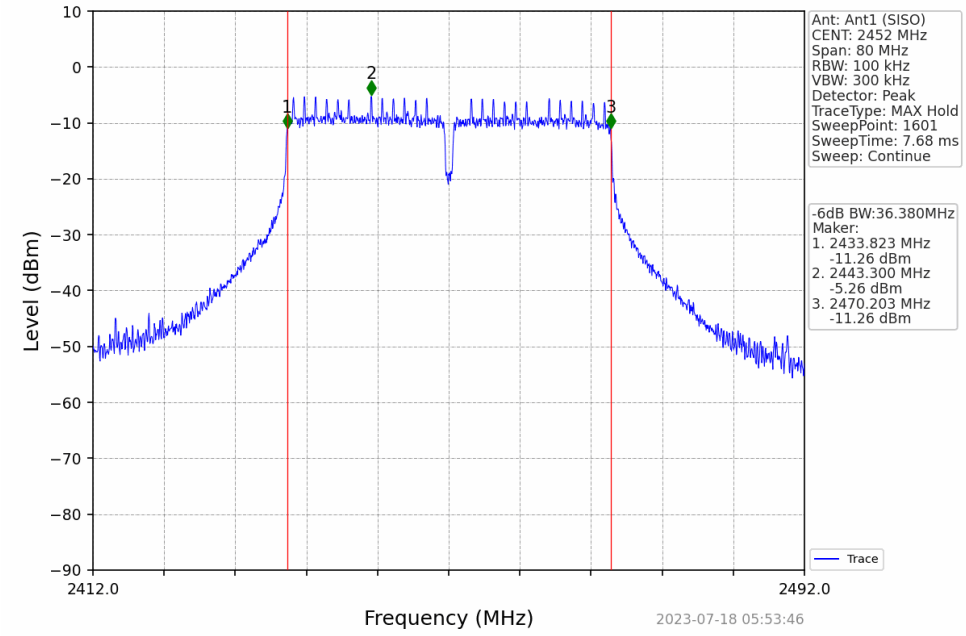

4 99% Occupy Bandwidth

4.1 Test Result

Mode	TX Type	Frequency (MHz)	ANT	99% Occupied Bandwidth (MHz) Result	Verdict
802.11b	SISO	2412	1	12.026	Pass
		2437	1	13.059	Pass
		2462	1	12.041	Pass
802.11g	SISO	2412	1	12.019	Pass
		2437	1	12.216	Pass
		2462	1	12.046	Pass
802.11n (HT20)	SISO	2412	1	20.592	Pass
		2437	1	20.508	Pass
		2462	1	20.428	Pass
802.11n (HT40)	SISO	2422	1	38.967	Pass
		2437	1	38.884	Pass
		2452	1	38.936	Pass

4.2 Test Graphs

802.11b_LCH_2412MHz_Ant1 (SISO)_NTNV

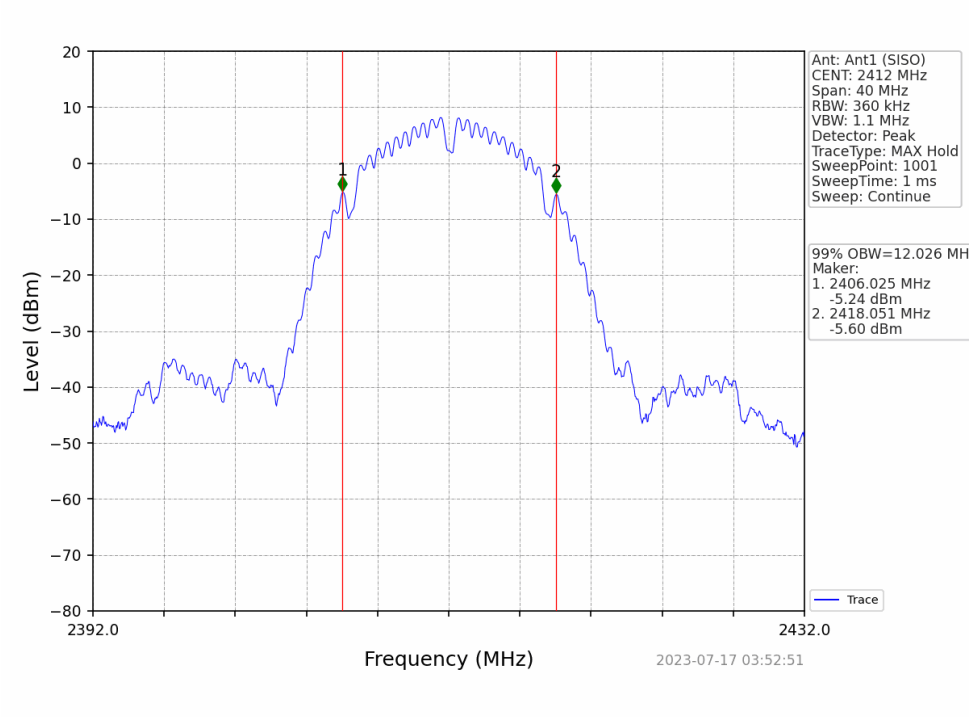

802.11b_MCH_2437MHz_Ant1 (SISO)_NTNV

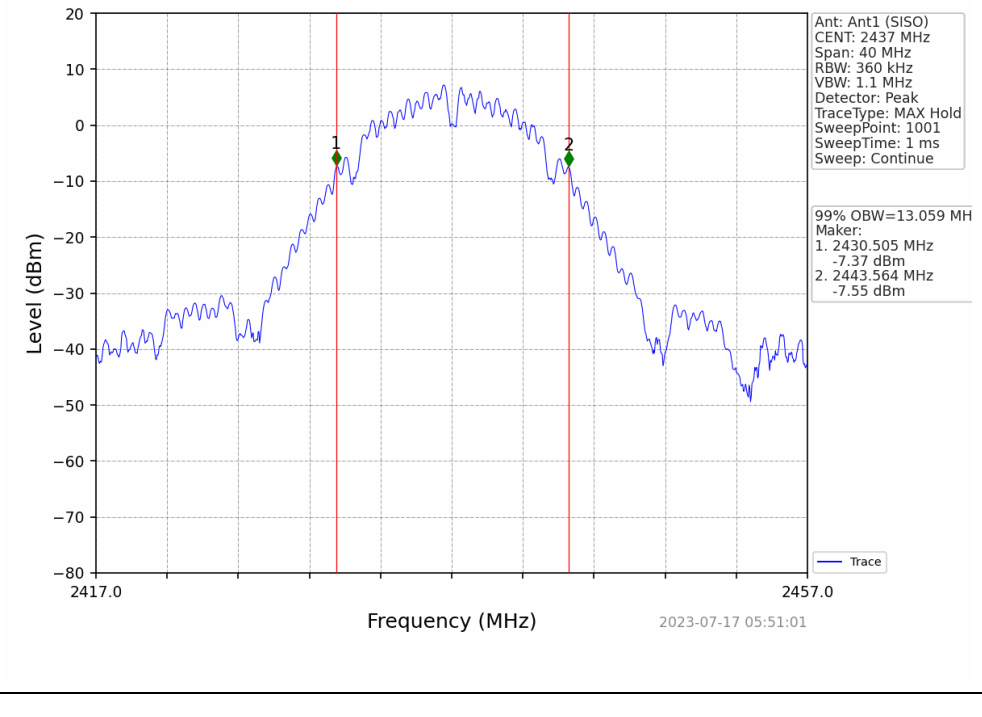

802.11b_HCH_2462MHz_Ant1 (SISO)_NTNV

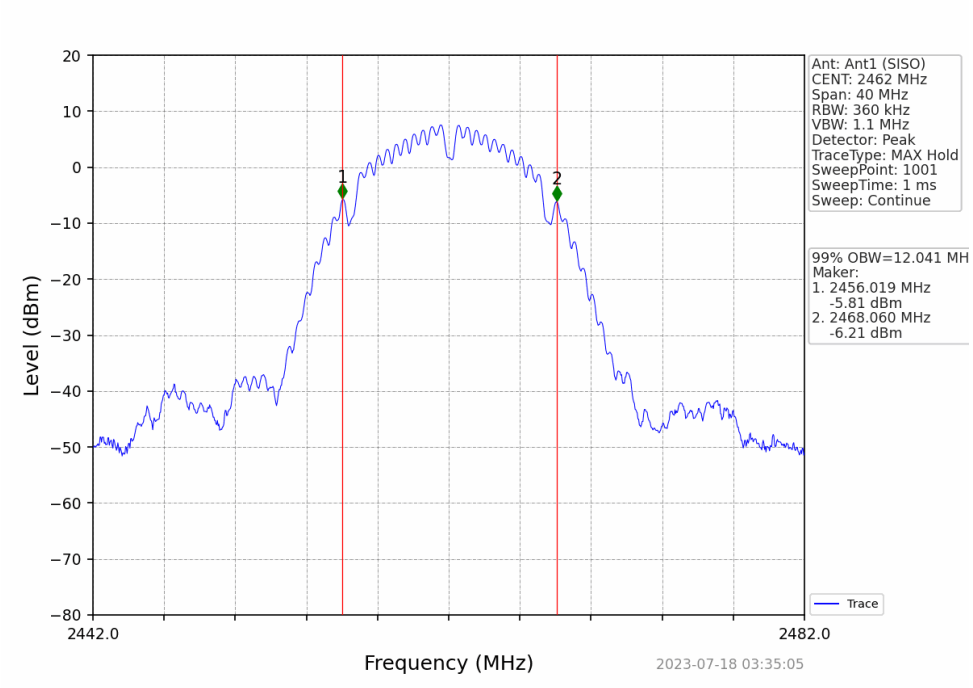

802.11g_LCH_2412MHz_Ant1 (SISO)_NTNV

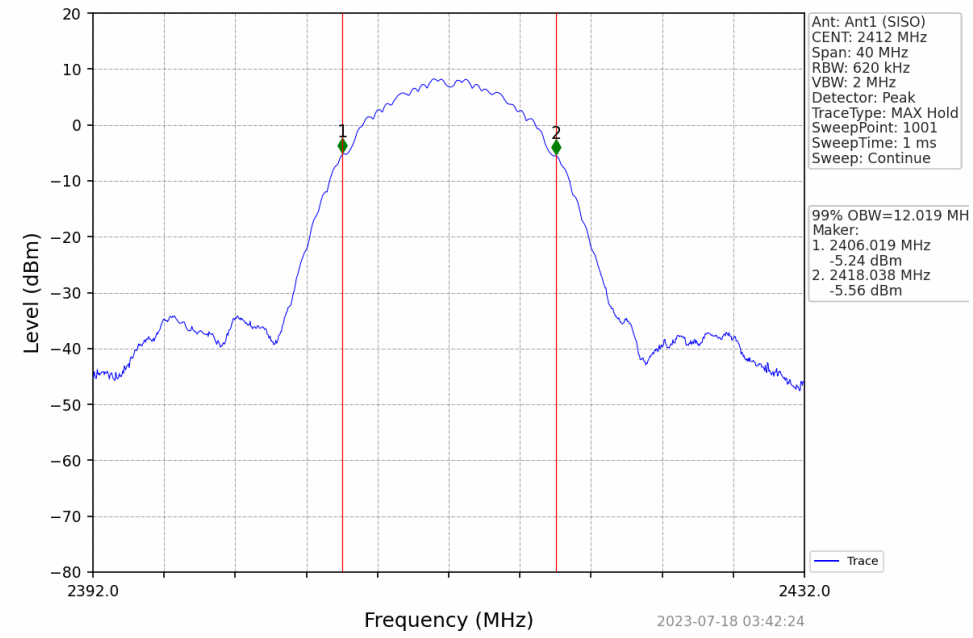

802.11g_MCH_2437MHz_Ant1 (SISO)_NTNV

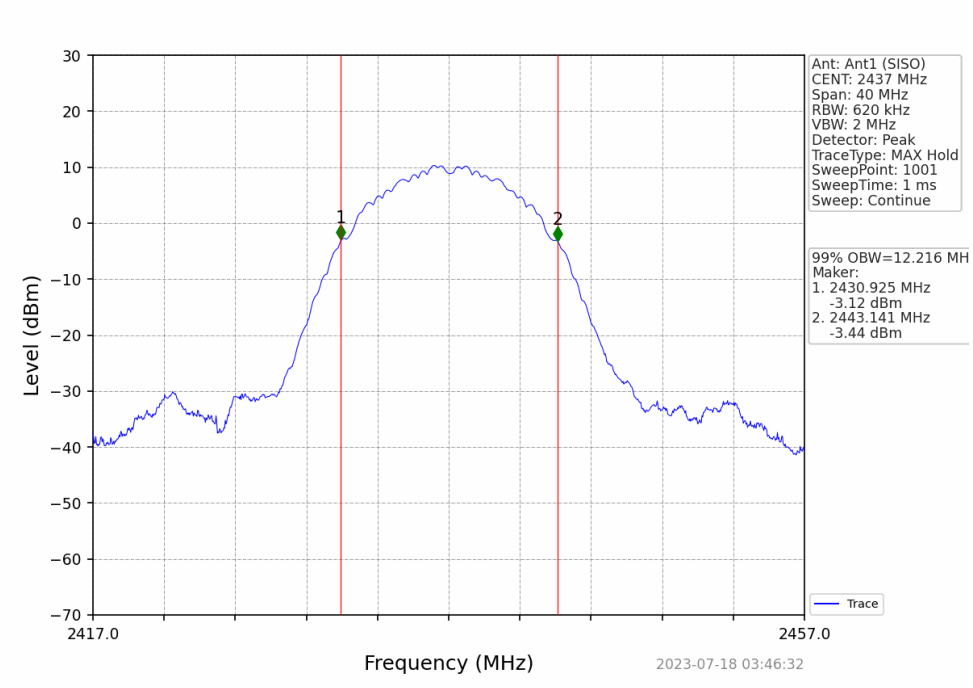

802.11g_HCH_2462MHz_Ant1 (SISO)_NTNV

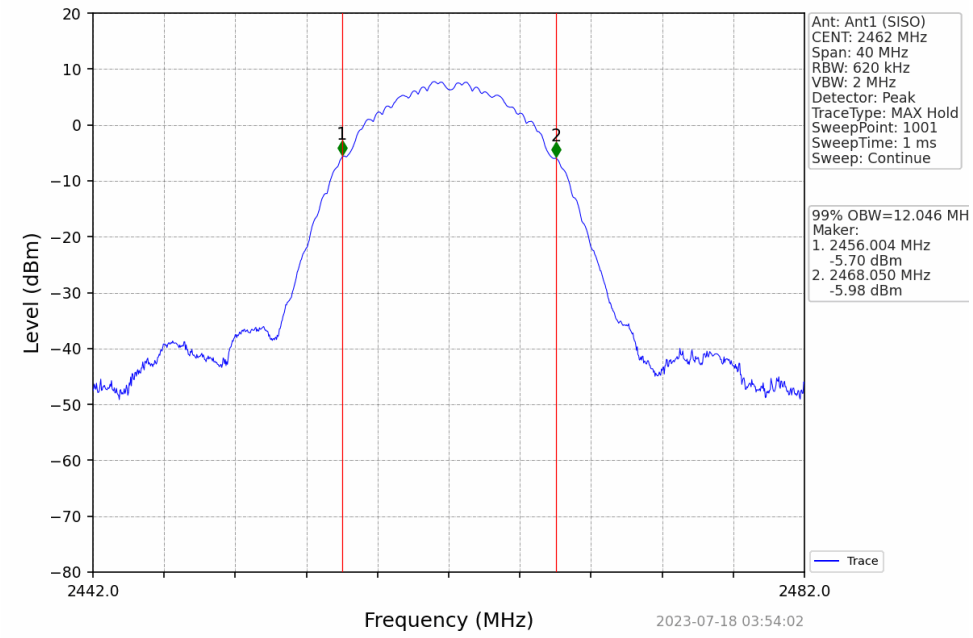

802.11n(HT20)_LCH_2412MHz_Ant1 (SISO)_NTNV

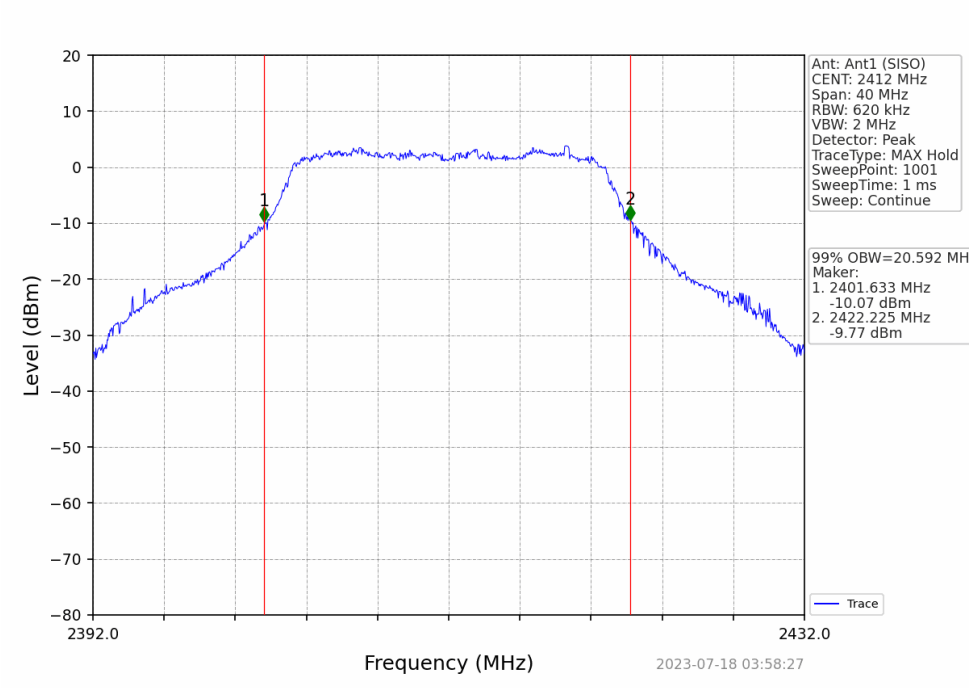

802.11n(HT20)_MCH_2437MHz_Ant1 (SISO)_NTNV

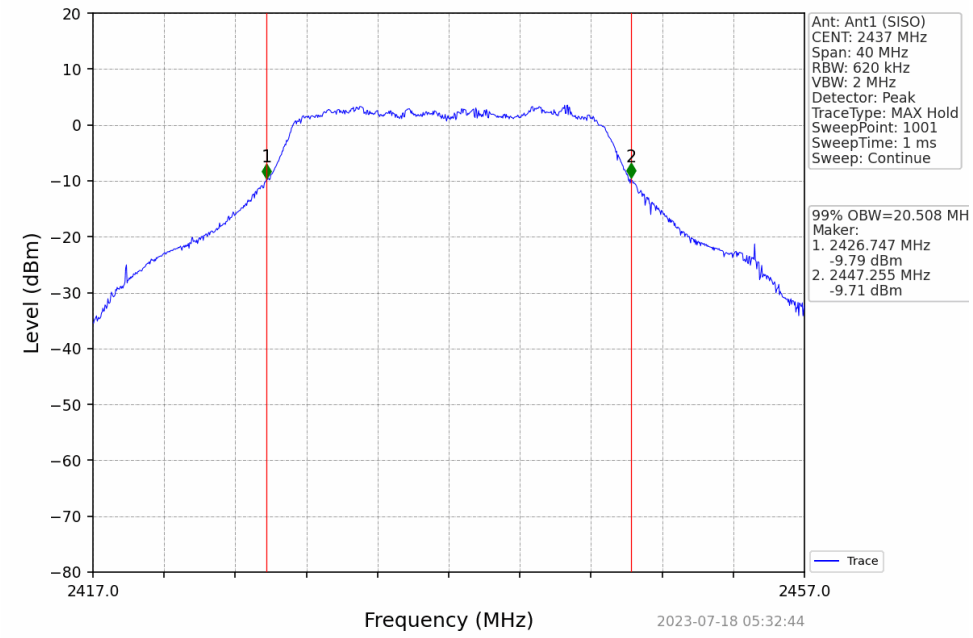

802.11n(HT20)_HCH_2462MHz_Ant1 (SISO)_NTNV

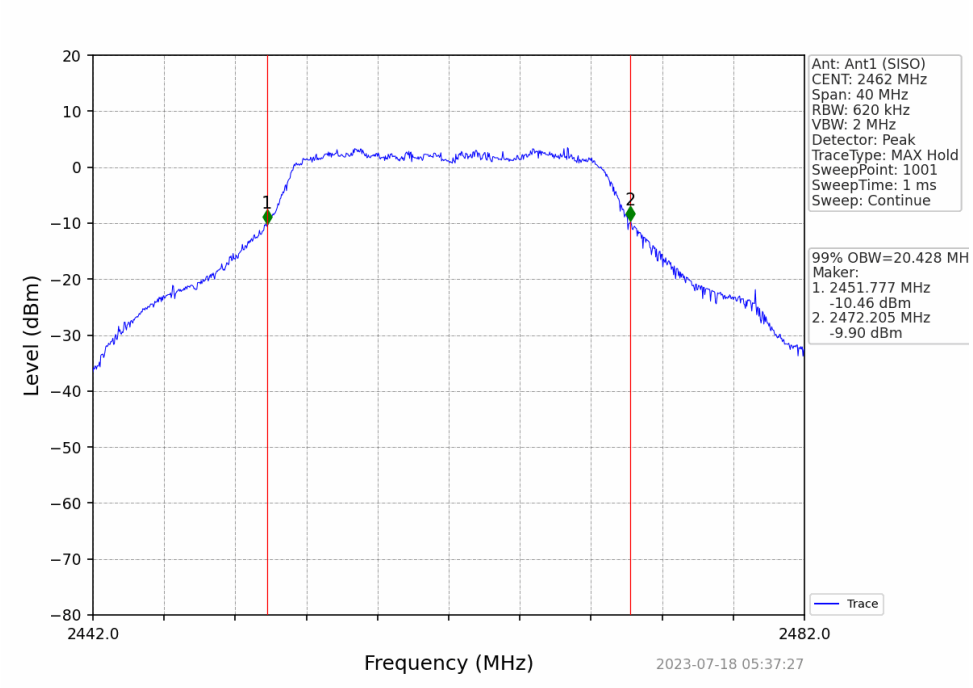

802.11n(HT40)_LCH_2422MHz_Ant1 (SISO)_NTNV

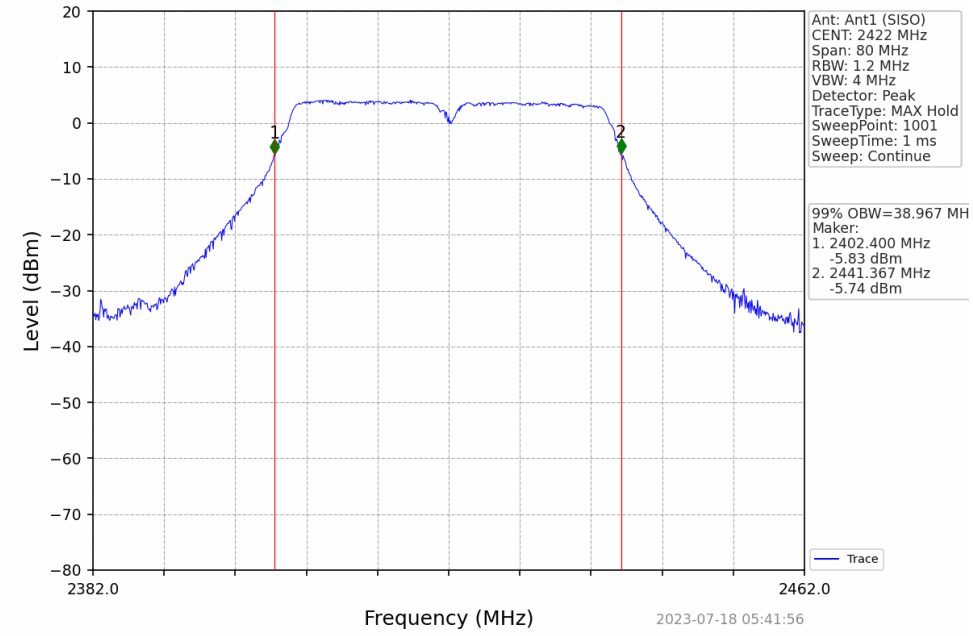

802.11n(HT40)_MCH_2437MHz_Ant1 (SISO)_NTNV

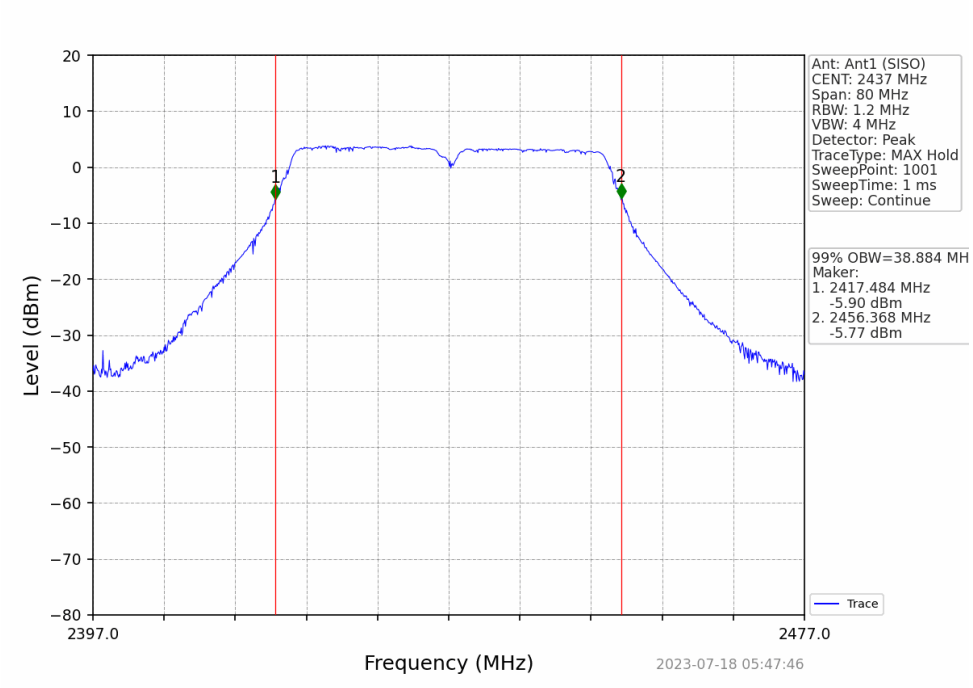

802.11n(HT40)_HCH_2452MHz_Ant1 (SISO)_NTNV

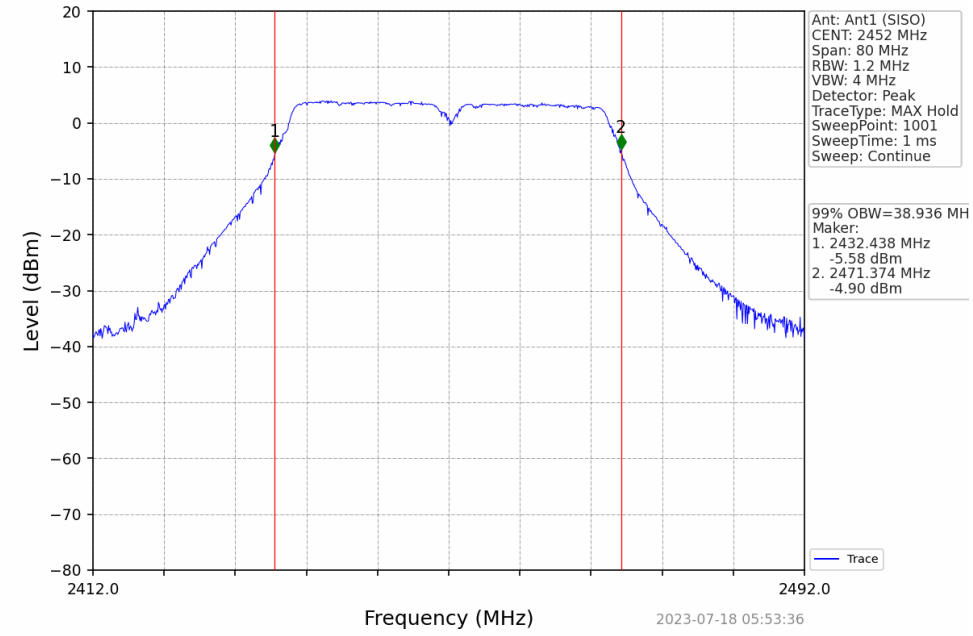

5 Maximum Power Spectral Density

5.1 Test Result

Mode	TX Type	Frequency (MHz)	Maximum PSD (dBm/3kHz)		Verdict
			ANT1	Limit	
802.11b	SISO	2412	-6.76	<=8	Pass
		2437	-9.14	<=8	Pass
		2462	-8.13	<=8	Pass
802.11g	SISO	2412	-6.95	<=8	Pass
		2437	-5.04	<=8	Pass
		2462	-6.83	<=8	Pass
802.11n (HT20)	SISO	2412	-16.30	<=8	Pass
		2437	-16.73	<=8	Pass
		2462	-15.82	<=8	Pass
802.11n (HT40)	SISO	2422	-19.23	<=8	Pass
		2437	-19.60	<=8	Pass
		2452	-19.79	<=8	Pass

5.2 Test Graphs

802.11b_LCH_2412MHz_Ant1 (SISO)_NTNV

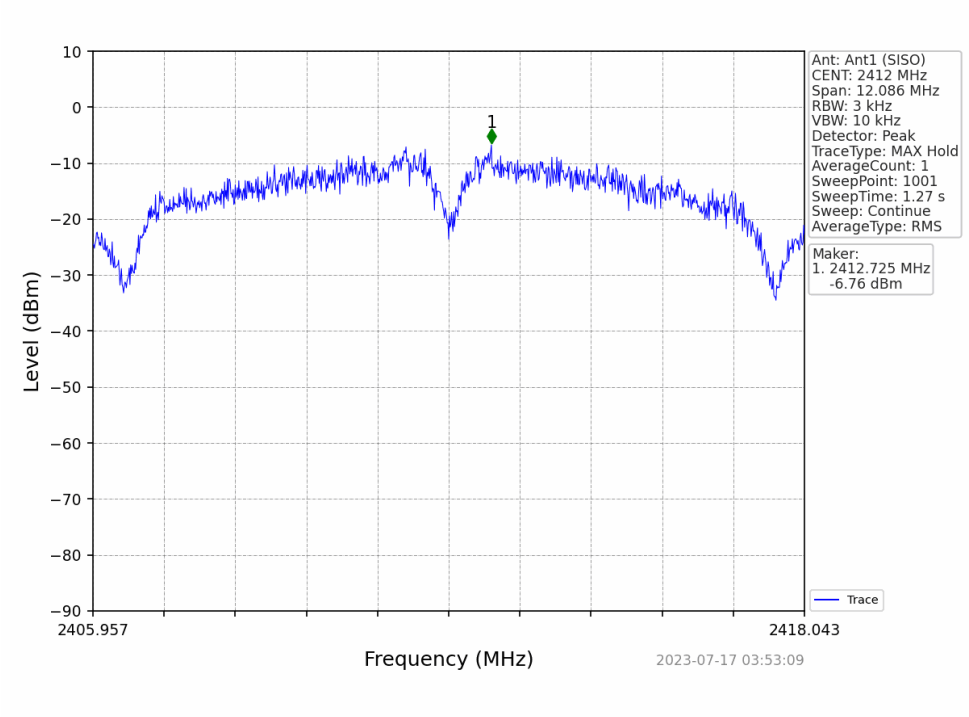

802.11b_MCH_2437MHz_Ant1 (SISO)_NTNV

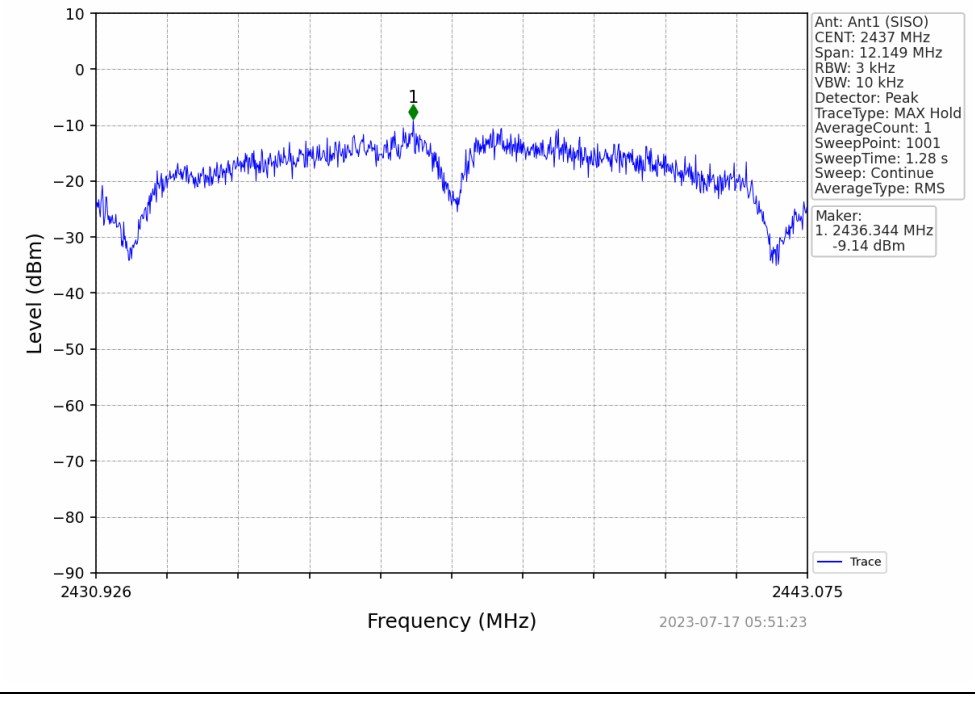

802.11b_HCH_2462MHz_Ant1 (SISO)_NTNV

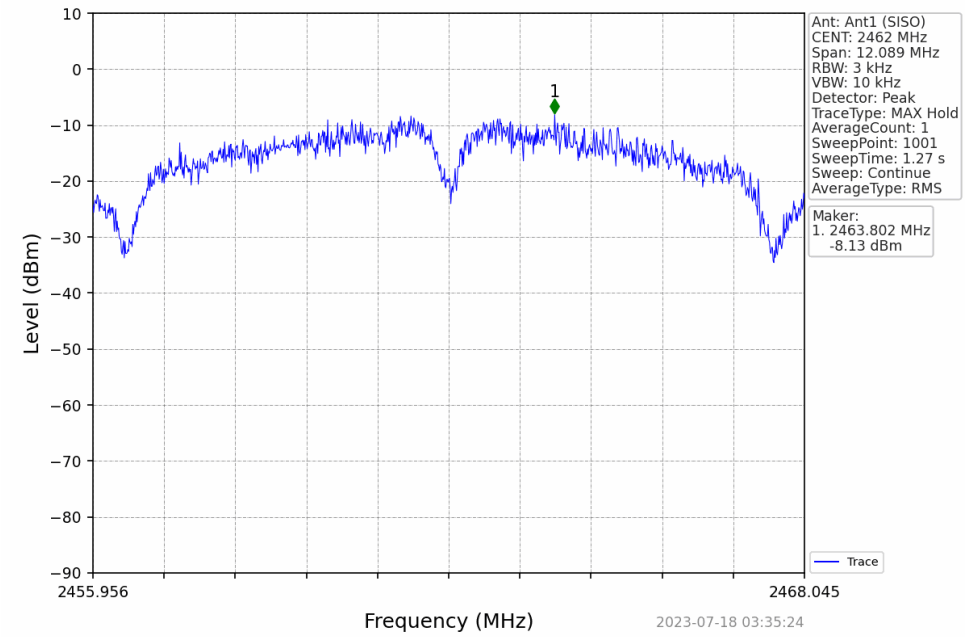

802.11g_LCH_2412MHz_Ant1 (SISO)_NTNV

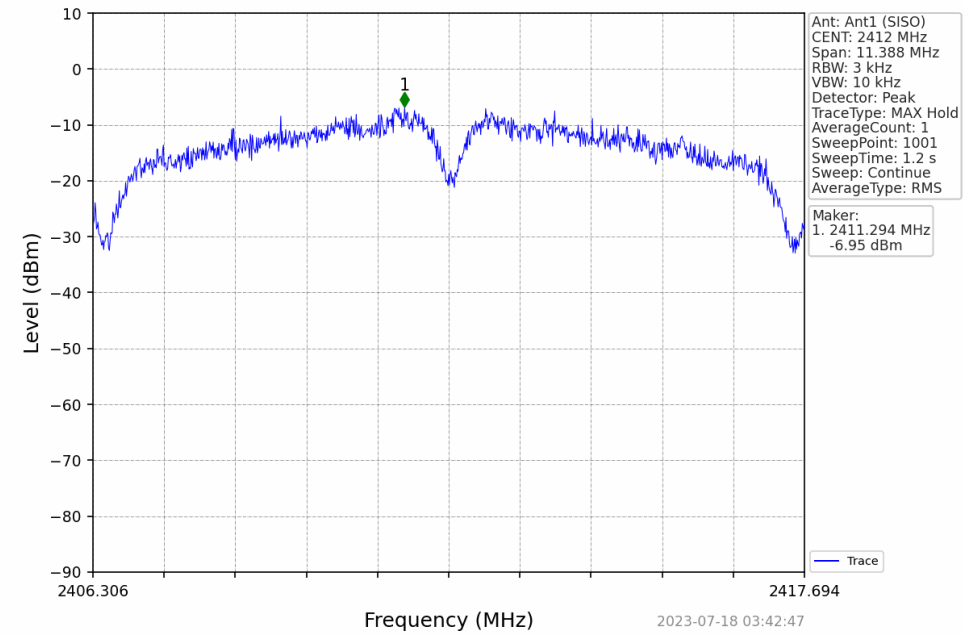

802.11g_MCH_2437MHz_Ant1 (SISO)_NTNV

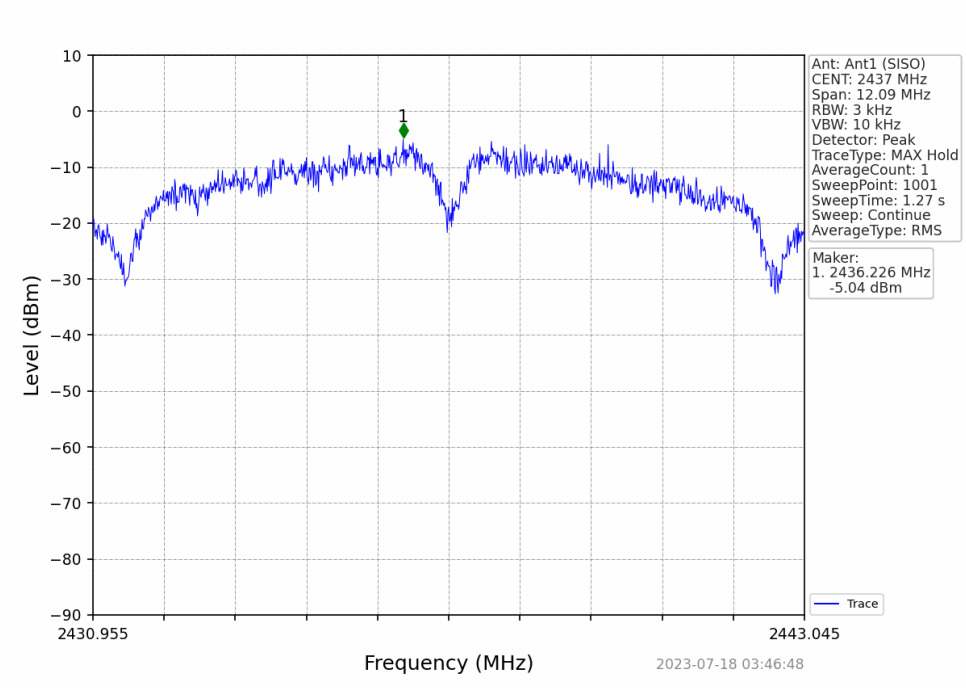

802.11g_HCH_2462MHz_Ant1 (SISO)_NTNV

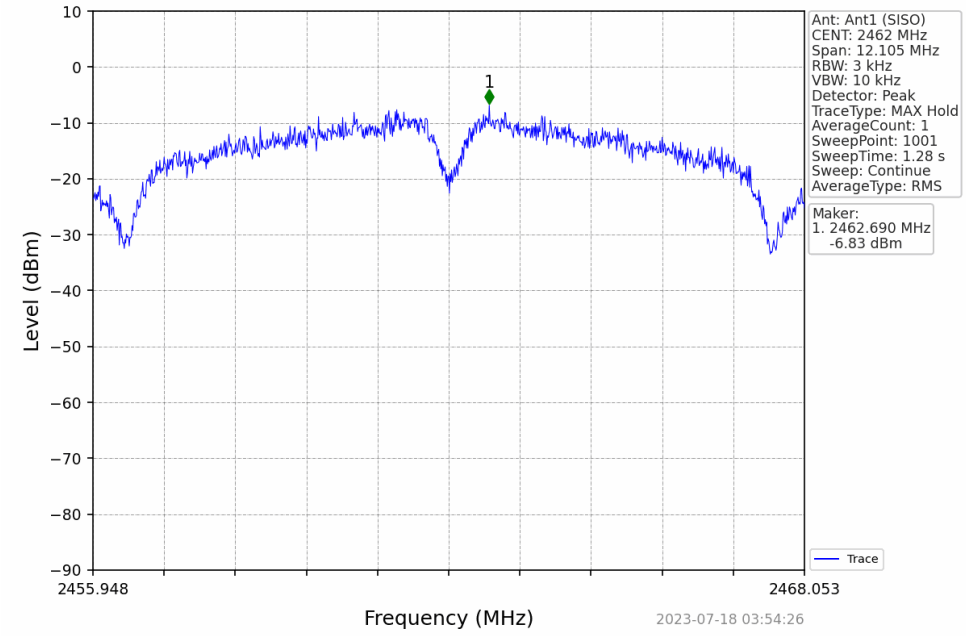

802.11n(HT20)_LCH_2412MHz_Ant1 (SISO)_NTNV

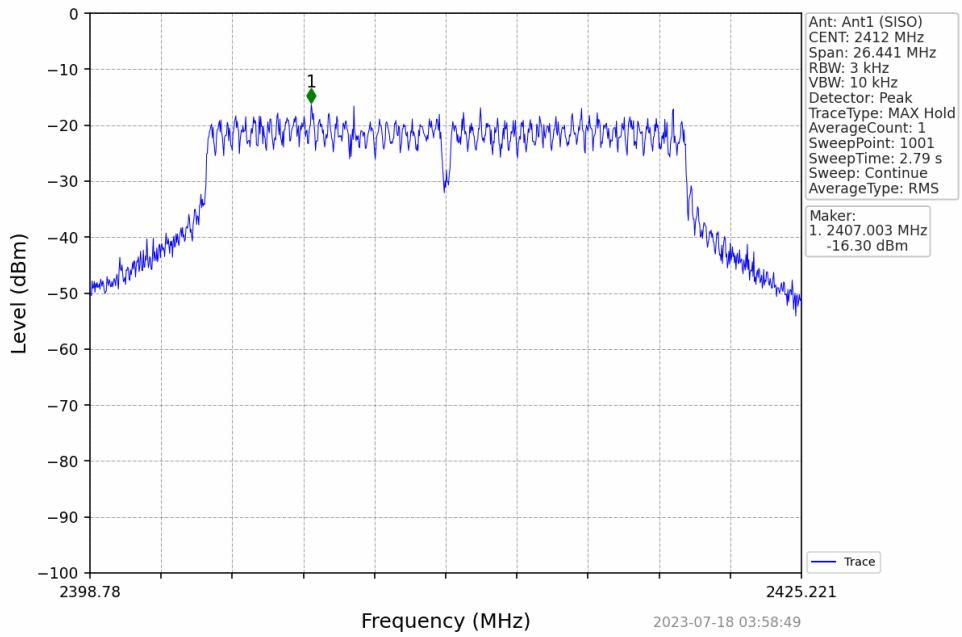

802.11n(HT20)_MCH_2437MHz_Ant1 (SISO)_NTNV

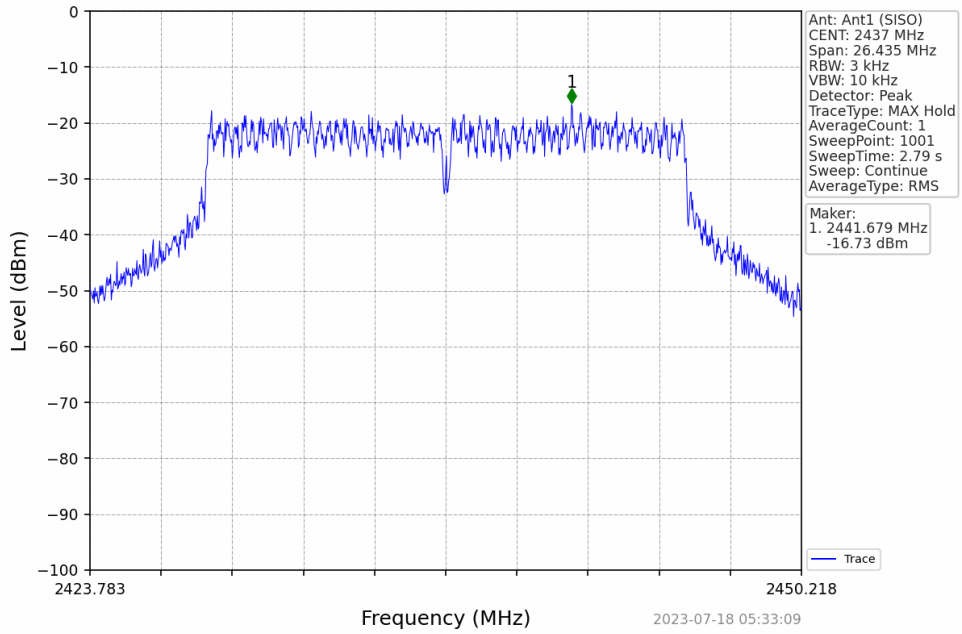

802.11n(HT20)_HCH_2462MHz_Ant1 (SISO)_NTNV

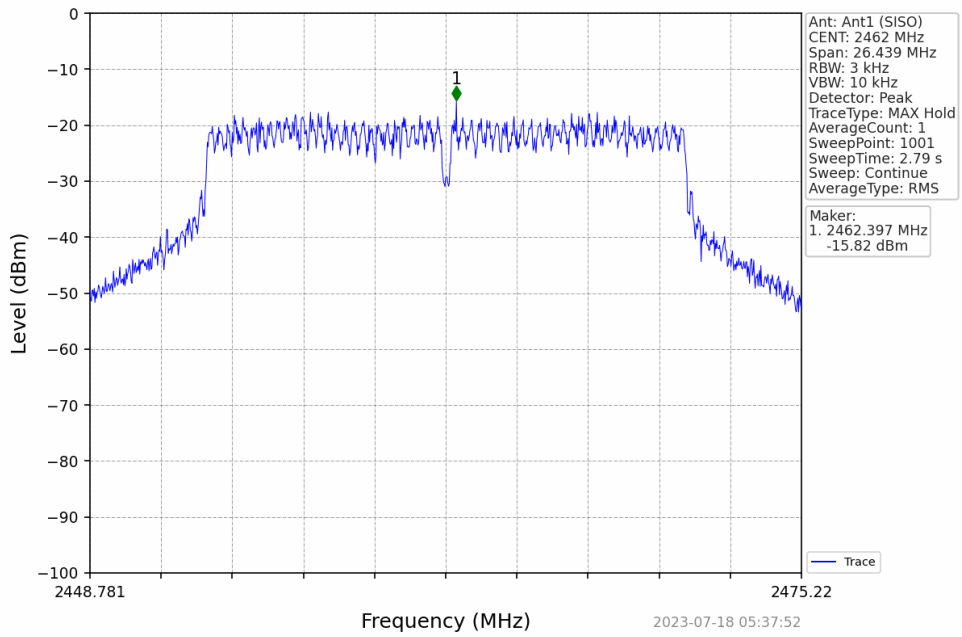

802.11n(HT40)_LCH_2422MHz_Ant1 (SISO)_NTNV

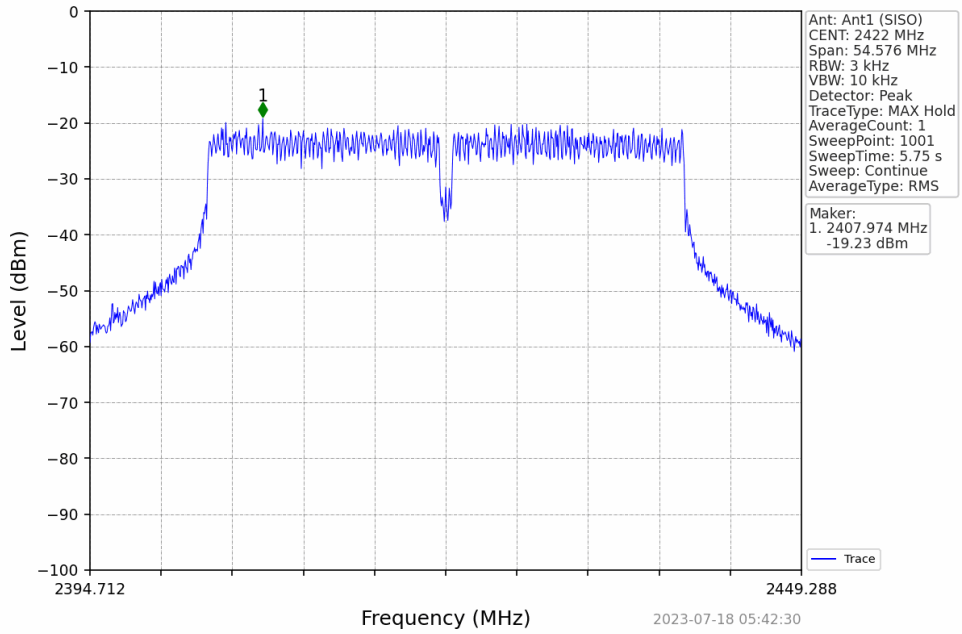

802.11n(HT40)_MCH_2437MHz_Ant1 (SISO)_NTNV

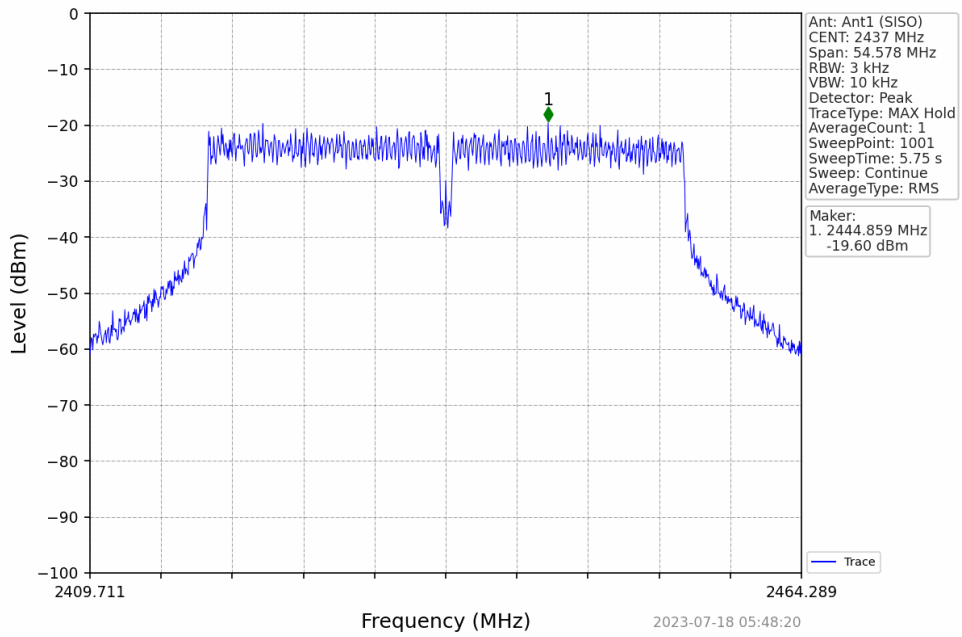

802.11n(HT40)_HCH_2452MHz_Ant1 (SISO)_NTNV

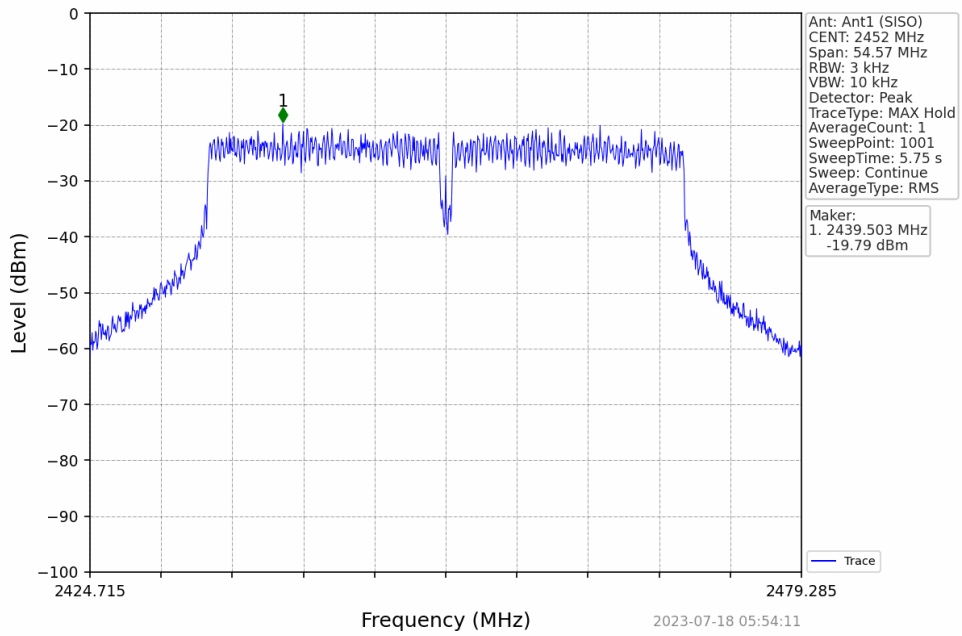

6 Conducted Spurious Emissions and Band Edges Test

6.1 Test Result

Mode	TX Type	Frequency (MHz)	ANT	Level of Reference (dBm)
802.11b	SISO	2412	1	7.92
		2437	1	5.10
		2462	1	7.37
802.11g	SISO	2412	1	7.67
		2437	1	9.79
		2462	1	7.33
802.11n (HT20)	SISO	2412	1	-2.06
		2437	1	-2.22
		2462	1	-2.18
802.11n (HT40)	SISO	2422	1	-5.16
		2437	1	-5.43
		2452	1	-5.35
Note1: Refer to FCC Part 15.247 (d) and ANSI C63.10-2013, the channel contains the maximum PSD level was used to establish the reference level.				

CSE

Mode	TX Type	Frequency (MHz)	ANT	Level of Reference (dBm)	Limit (dBm)	Verdict
802.11b	SISO	2412	1	7.92	-12.08	Pass
		2437	1	7.92	-32.08	Pass
		2462	1	7.92	-12.08	Pass
802.11g	SISO	2412	1	9.79	-10.21	Pass
		2437	1	9.79	-30.21	Pass
		2462	1	9.79	-10.21	Pass
802.11n (HT20)	SISO	2412	1	-2.06	-22.06	Pass
		2437	1	-2.06	-42.06	Pass
		2462	1	-2.06	-22.06	Pass
802.11n (HT40)	SISO	2422	1	-5.16	-25.16	Pass
		2437	1	-5.16	-45.16	Pass
		2452	1	-5.16	-25.16	Pass
Note1: Refer to FCC Part 15.247 (d) and ANSI C63.10-2013, the channel contains the maximum PSD level was used to establish the reference level.						

6.2 Test Graphs

802.11b_LCH_2412MHz_Ant1 (SISO)_NTNV

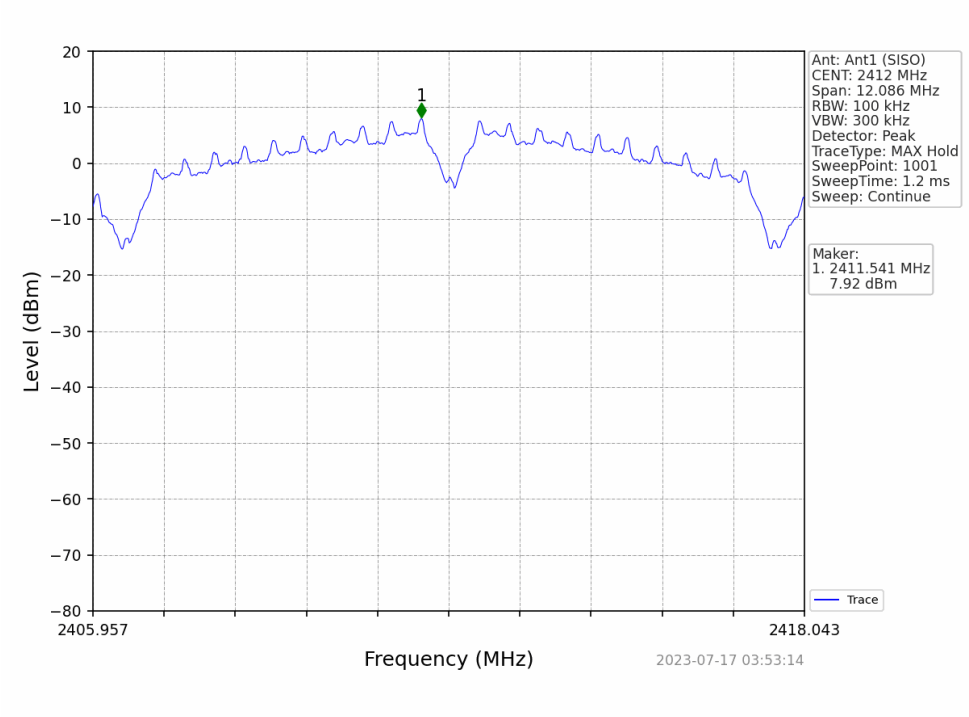

802.11b_MCH_2437MHz_Ant1 (SISO)_NTNV

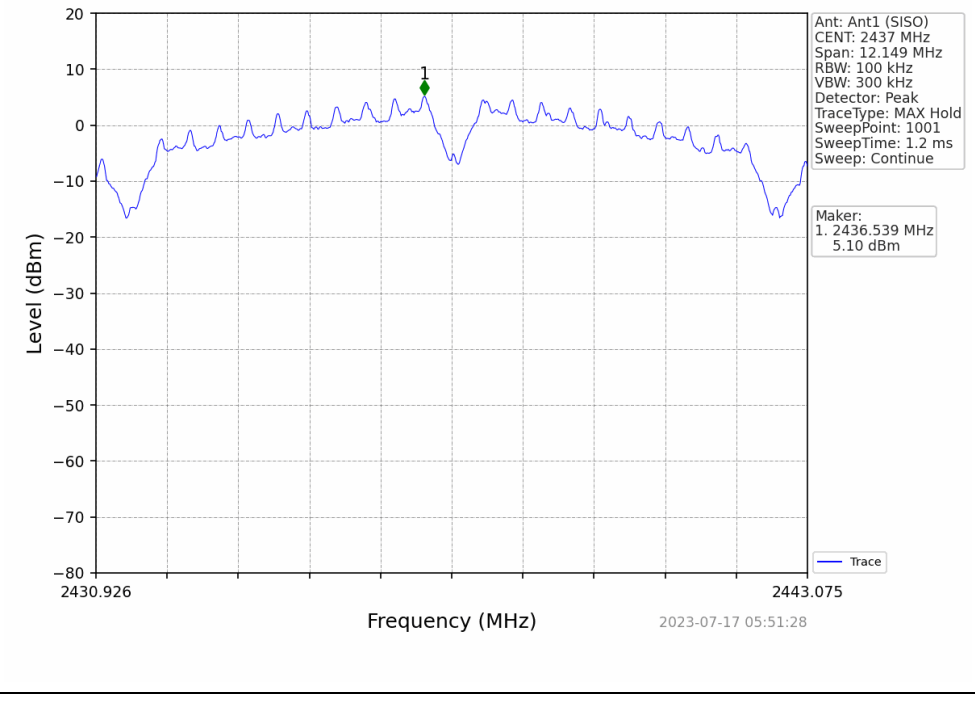

802.11b_HCH_2462MHz_Ant1 (SISO)_NTNV

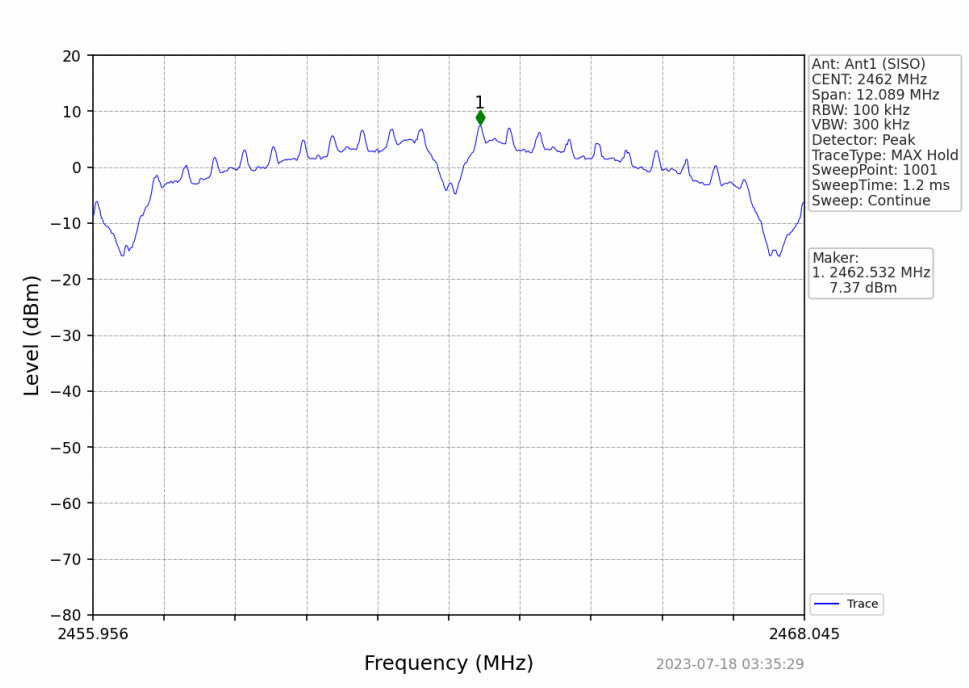

802.11g_LCH_2412MHz_Ant1 (SISO)_NTNV

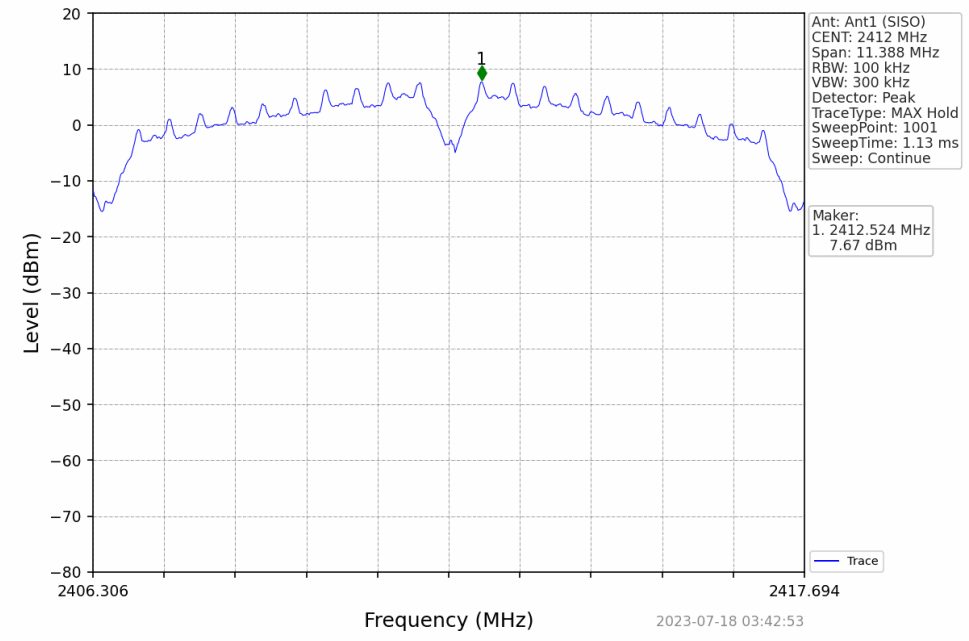

802.11g_MCH_2437MHz_Ant1 (SISO)_NTNV

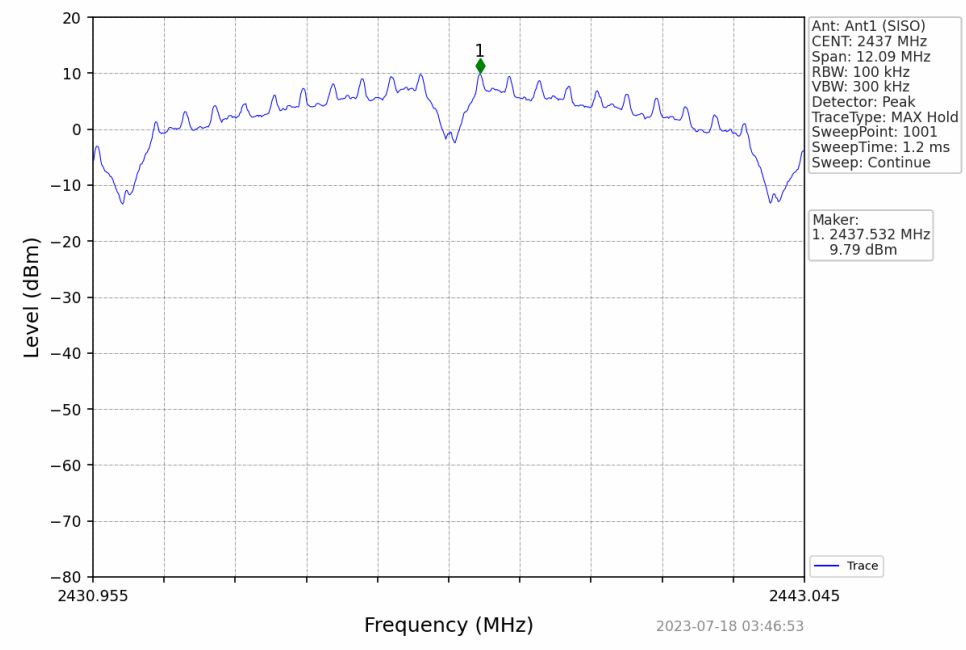

802.11g_HCH_2462MHz_Ant1 (SISO)_NTNV

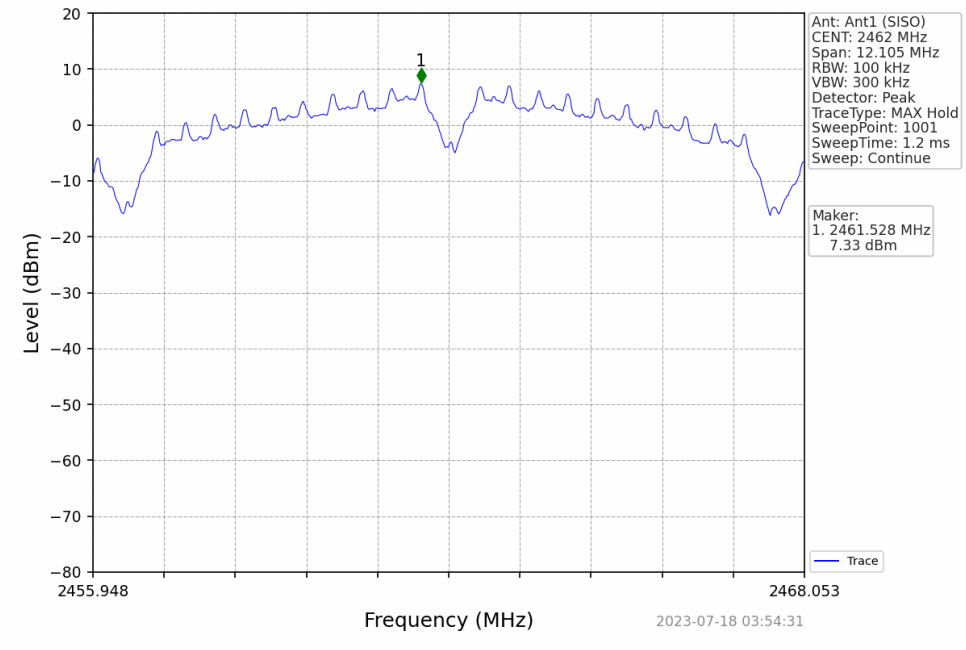

802.11n(HT20)_LCH_2412MHz_Ant1 (SISO)_NTNV

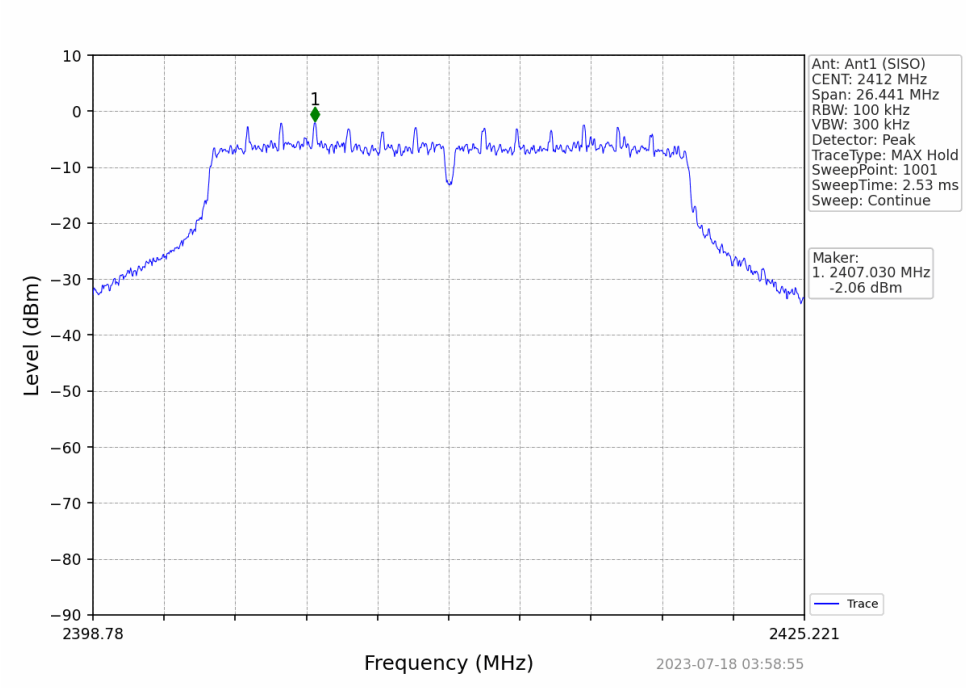

802.11n(HT20)_MCH_2437MHz_Ant1 (SISO)_NTNV

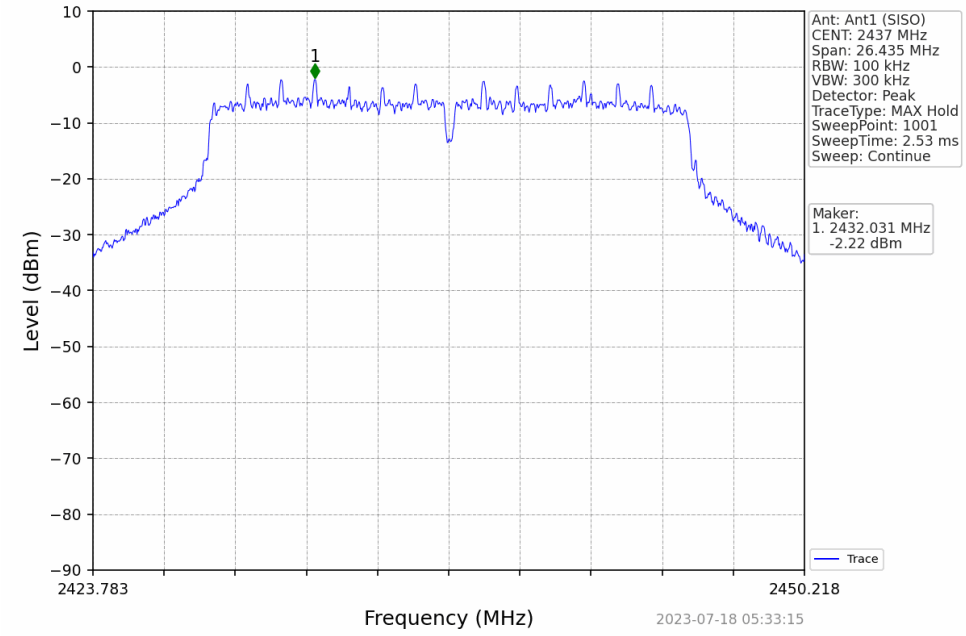

802.11n(HT20)_HCH_2462MHz_Ant1 (SISO)_NTNV

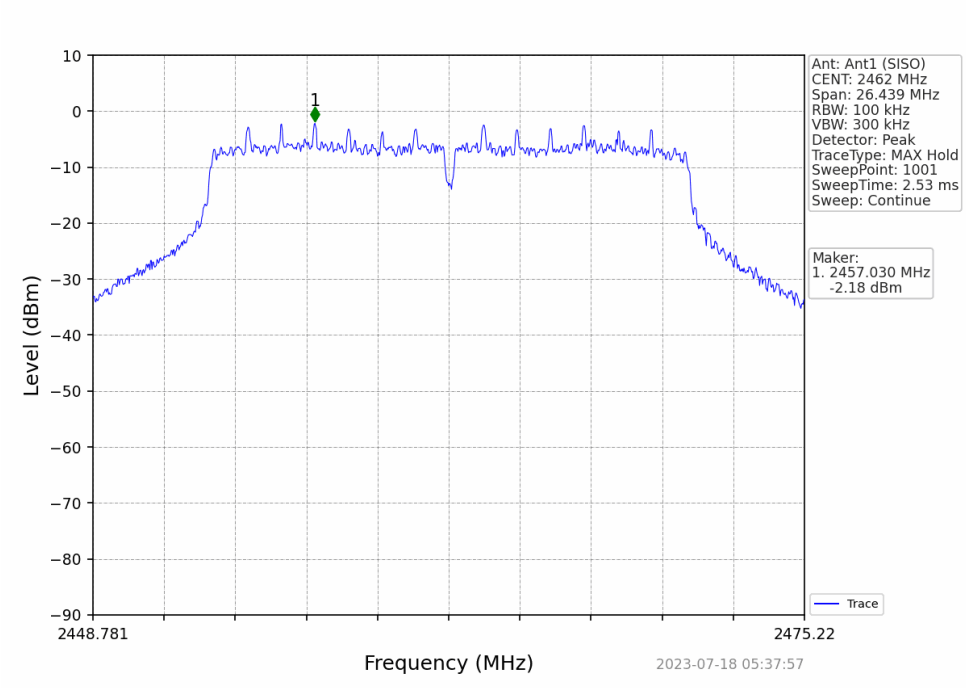

802.11n(HT40)_LCH_2422MHz_Ant1 (SISO)_NTNV

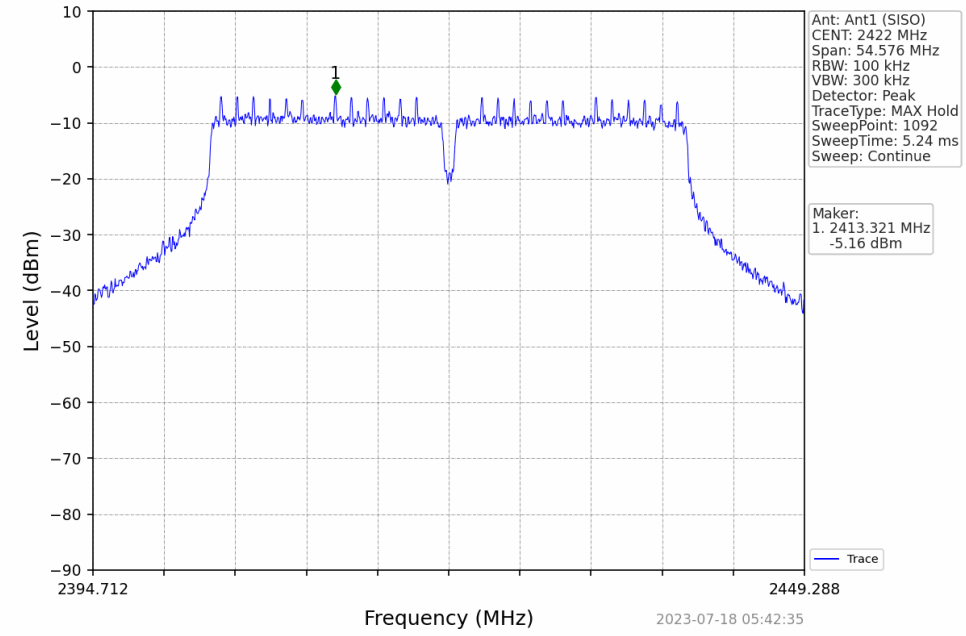

802.11n(HT40)_MCH_2437MHz_Ant1 (SISO)_NTNV

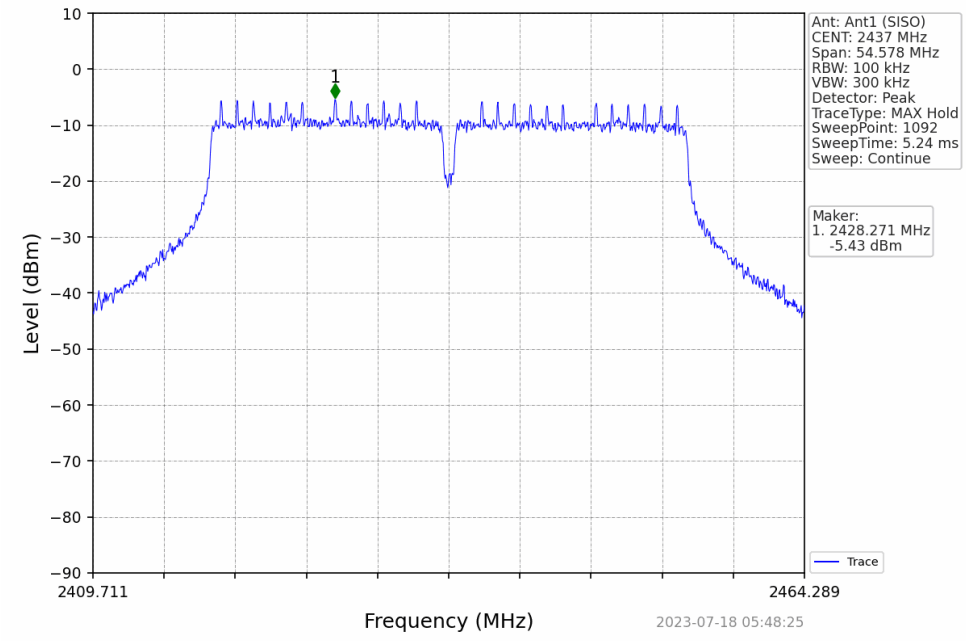

802.11n(HT40)_HCH_2452MHz_Ant1 (SISO)_NTNV

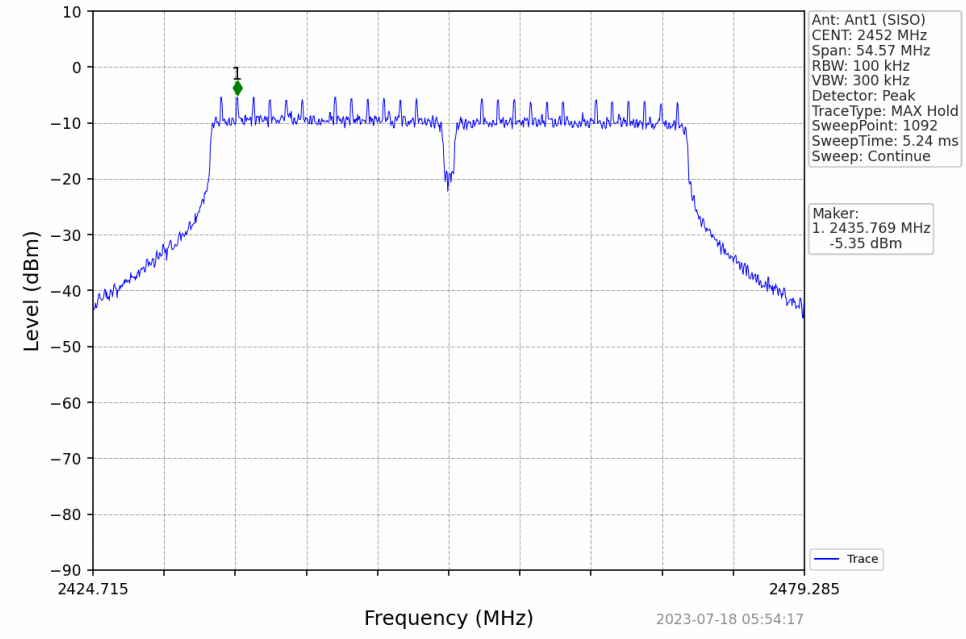

CSE

802.11b_LCH_2412MHz_Ant1 (SISO)_NTNV

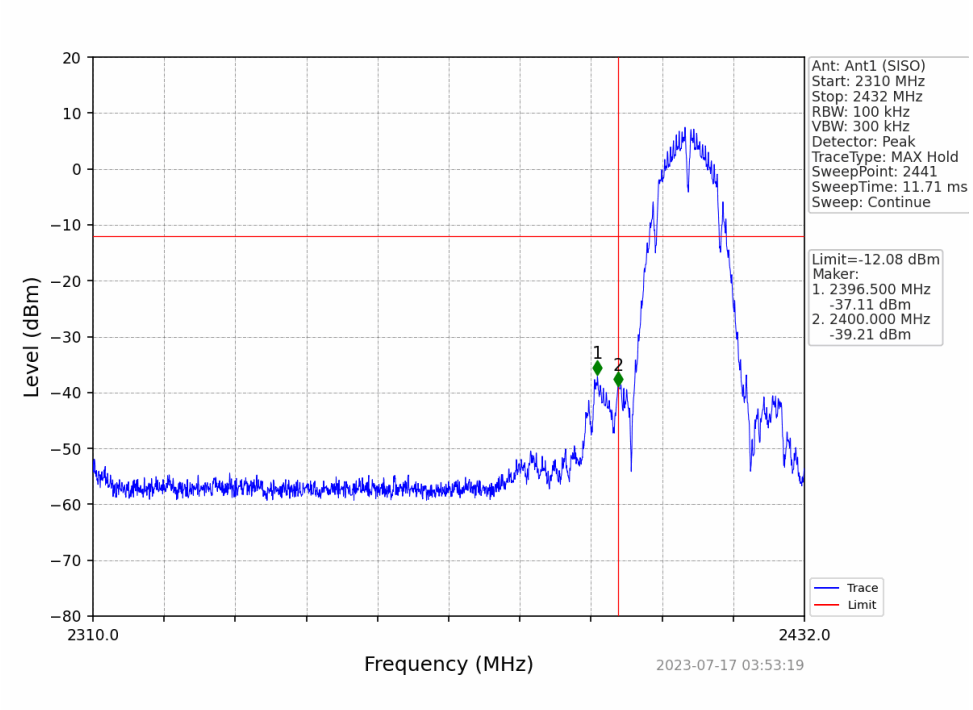

802.11b_LCH_2412MHz_Ant1 (SISO)_NTNV

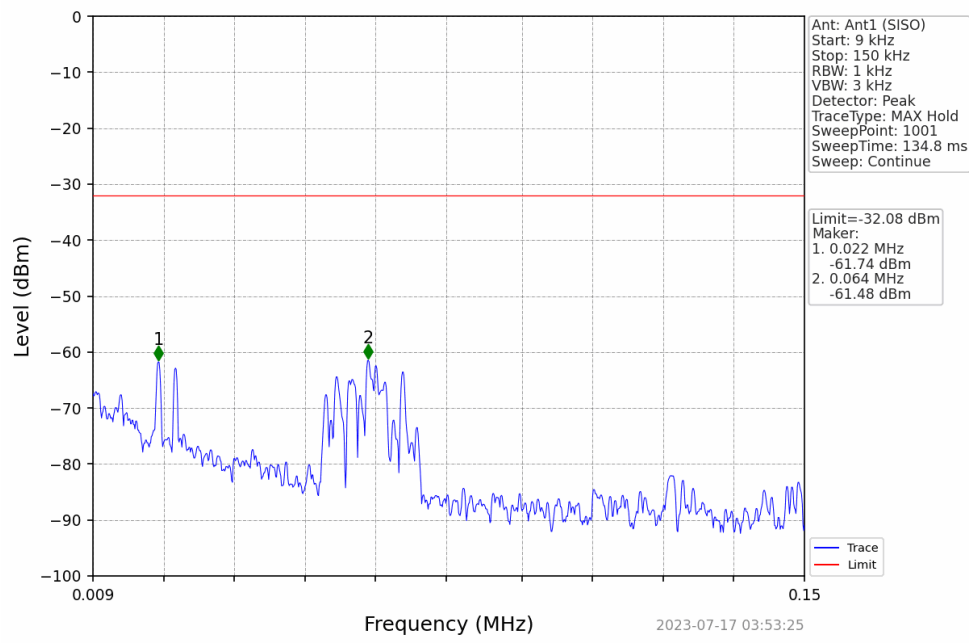

802.11b_LCH_2412MHz_Ant1 (SISO)_NTNV

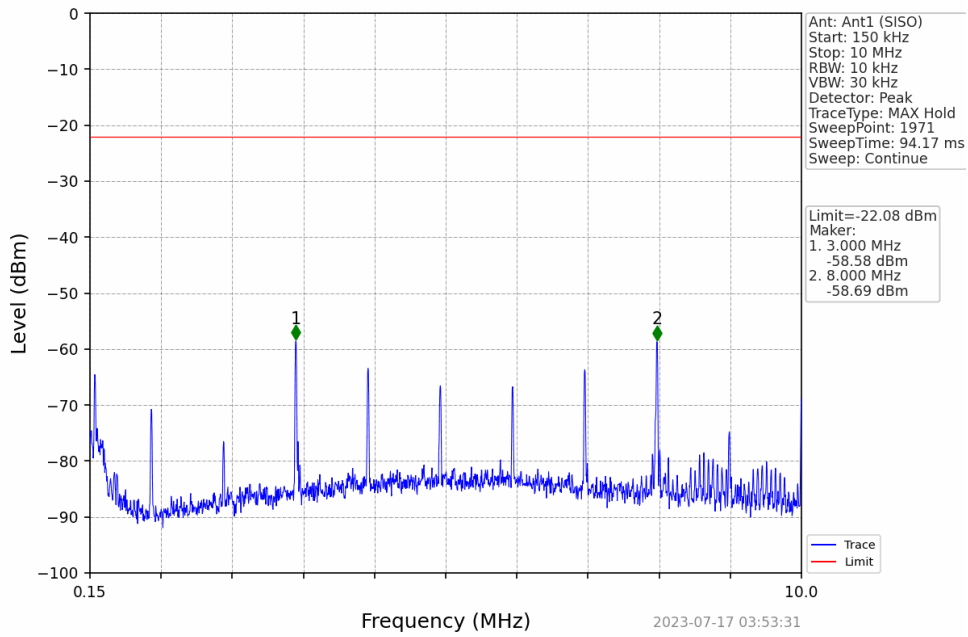

802.11b_LCH_2412MHz_Ant1 (SISO)_NTNV

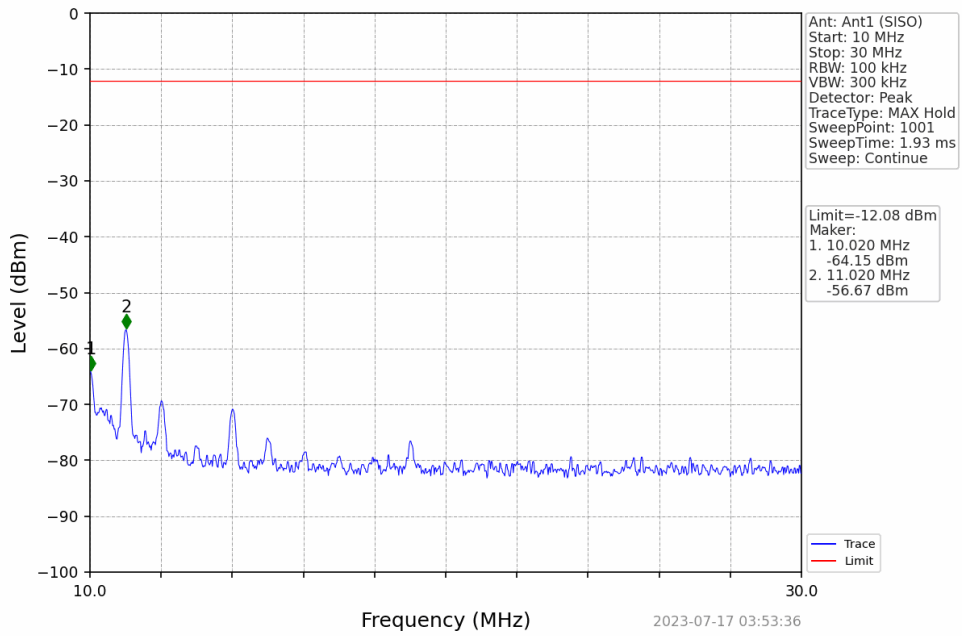

802.11b_LCH_2412MHz_Ant1 (SISO)_NTNV

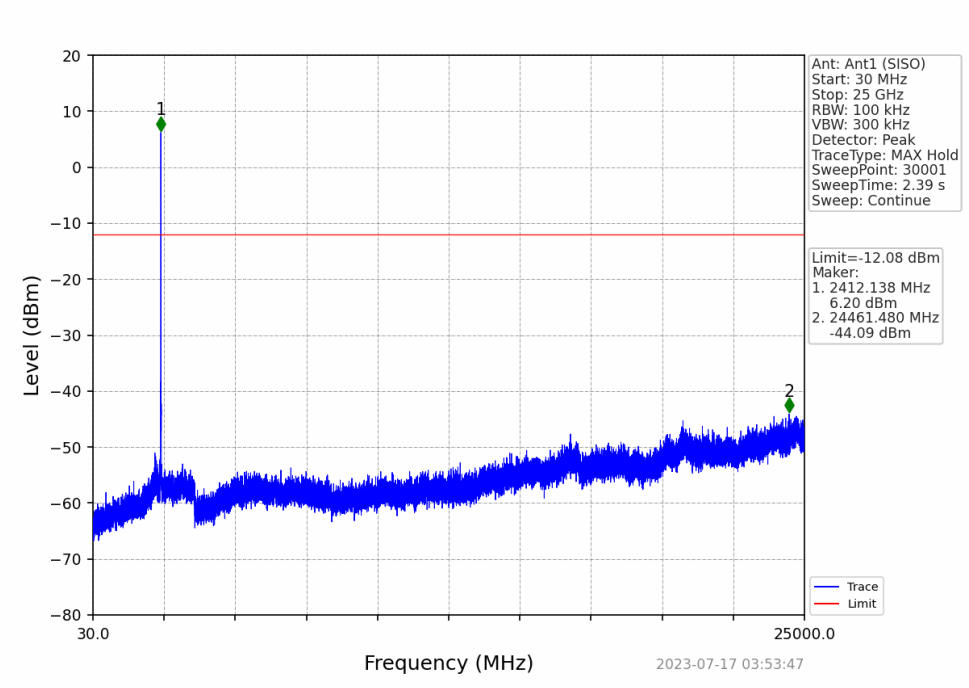

802.11b_MCH_2437MHz_Ant1 (SISO)_NTNV

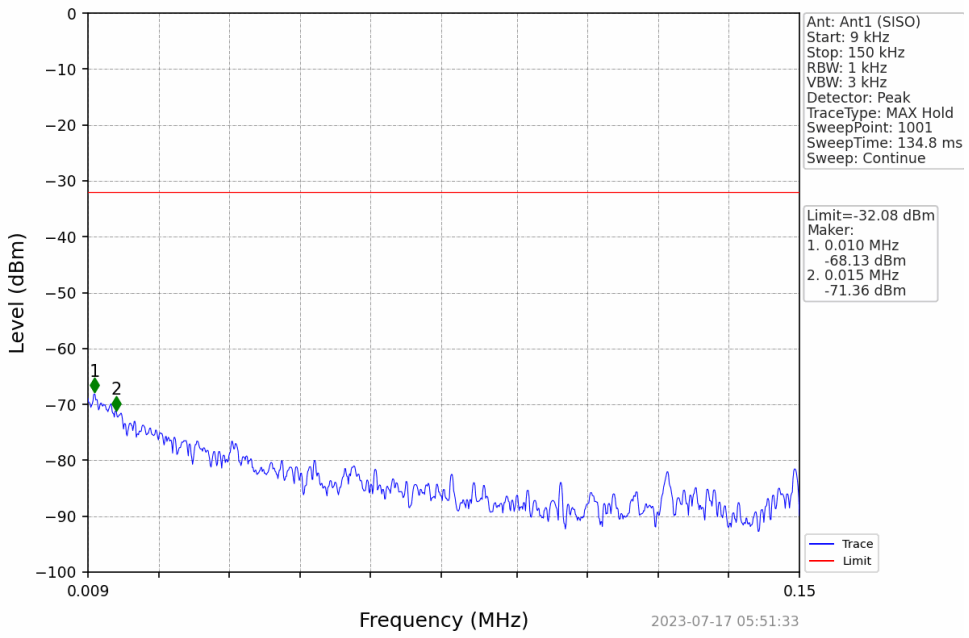

802.11b_MCH_2437MHz_Ant1 (SISO)_NTNV

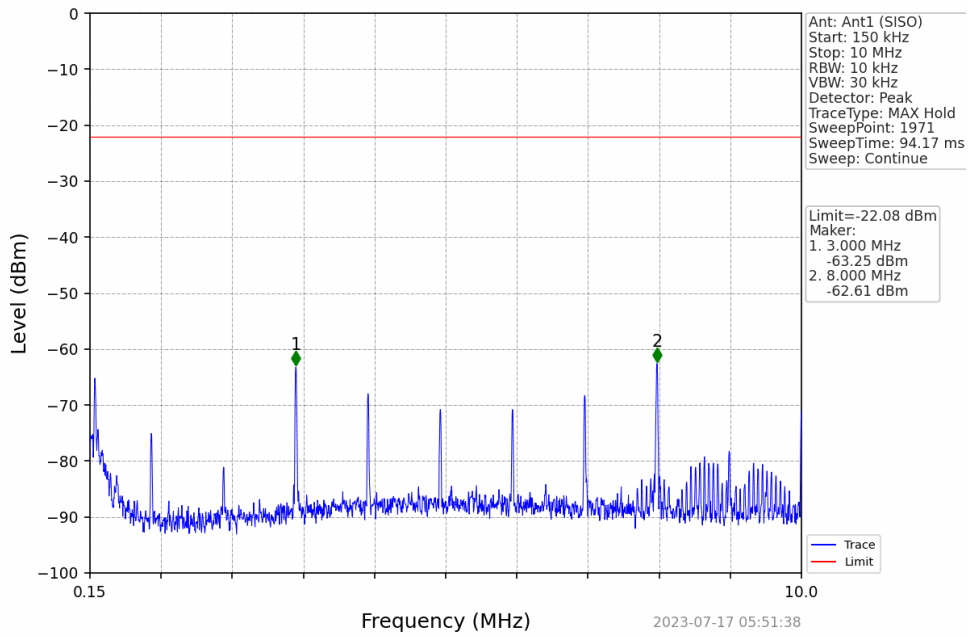

802.11b_MCH_2437MHz_Ant1 (SISO)_NTNV

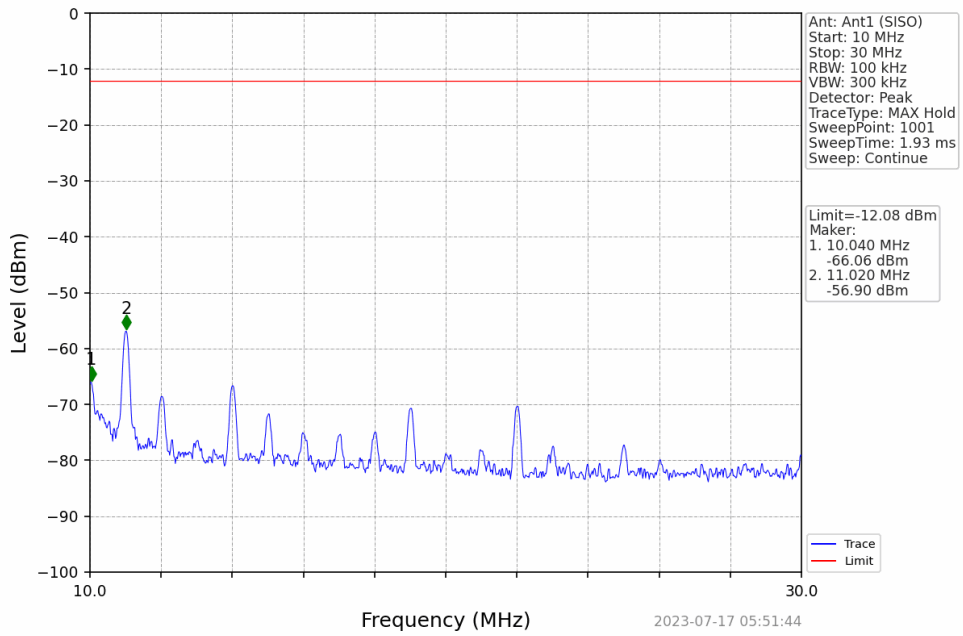

802.11b_MCH_2437MHz_Ant1 (SISO)_NTNV

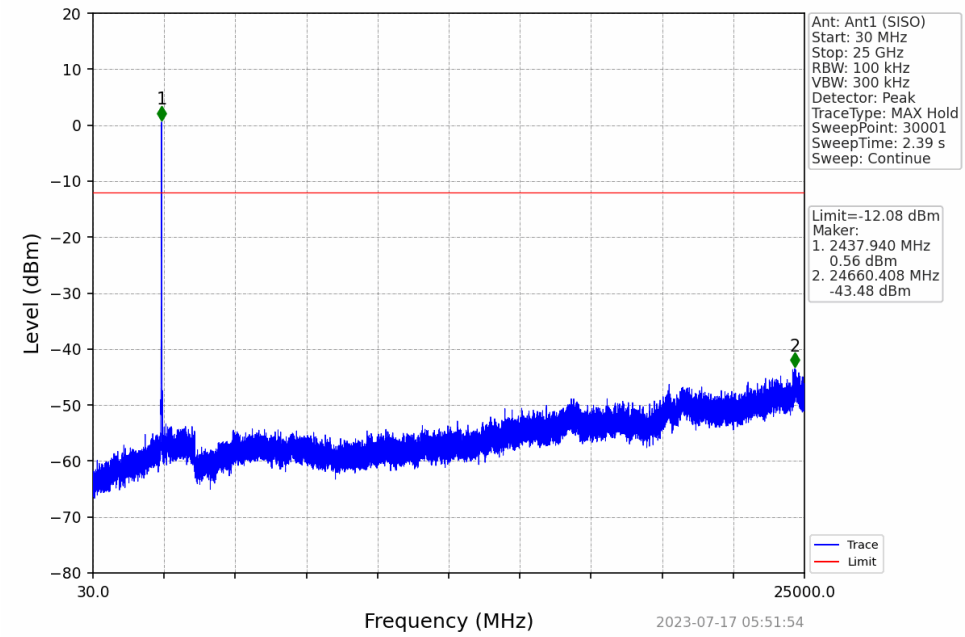

802.11b_HCH_2462MHz_Ant1 (SISO)_NTNV

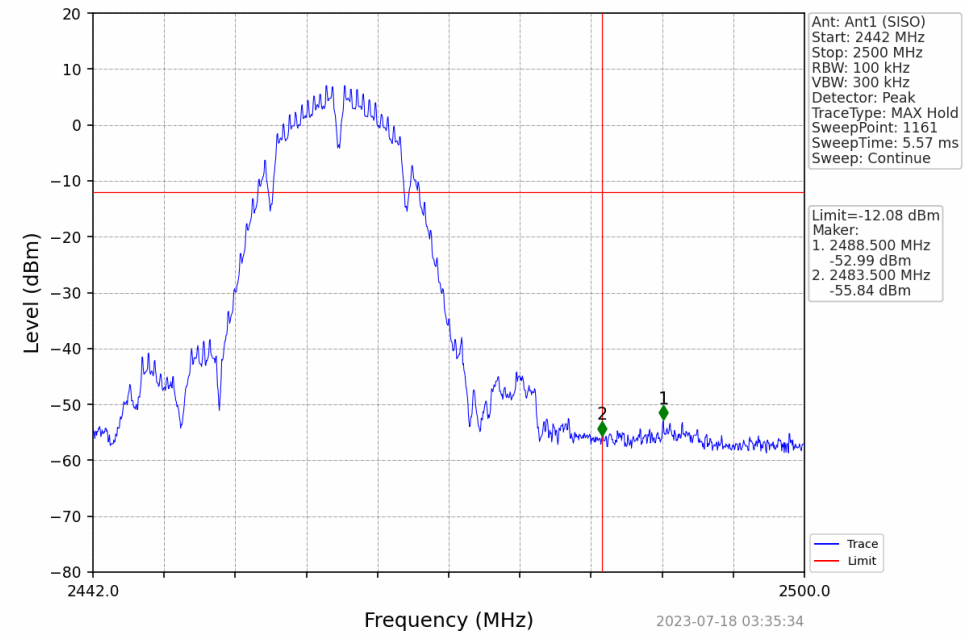

802.11b_HCH_2462MHz_Ant1 (SISO)_NTNV

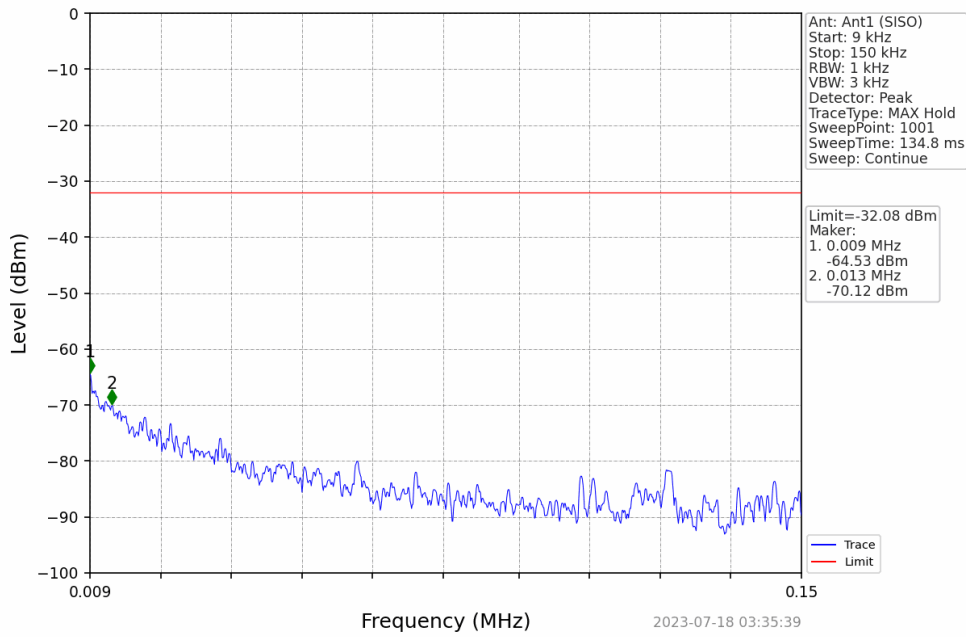

802.11b_HCH_2462MHz_Ant1 (SISO)_NTNV

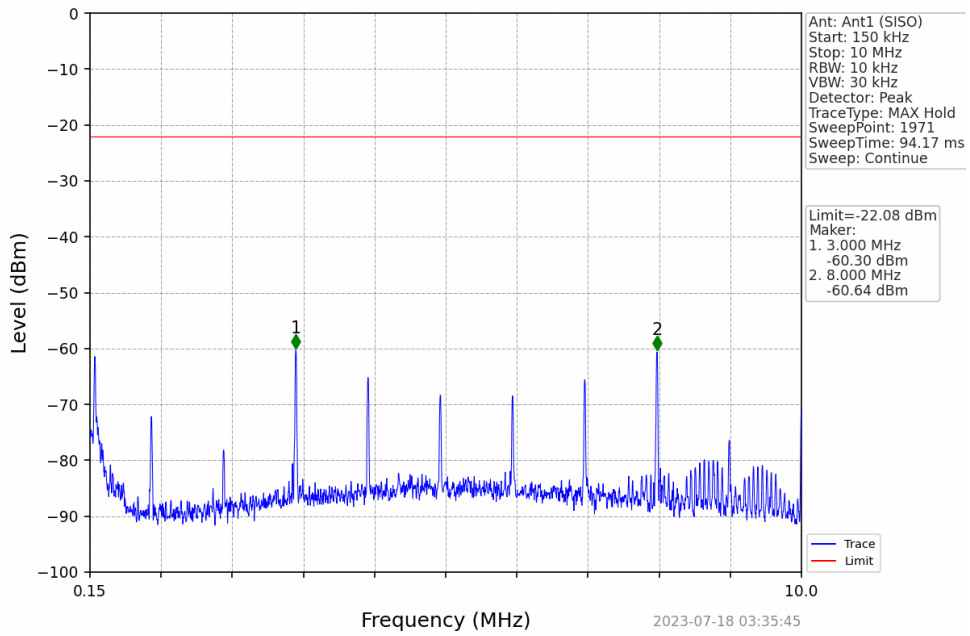

802.11b_HCH_2462MHz_Ant1 (SISO)_NTNV

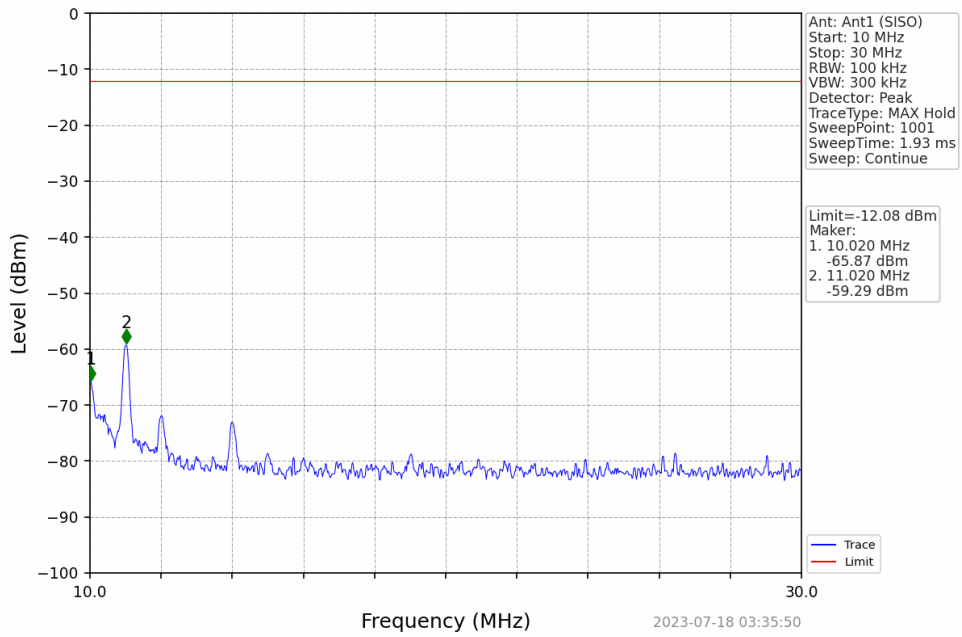

802.11b_HCH_2462MHz_Ant1 (SISO)_NTNV

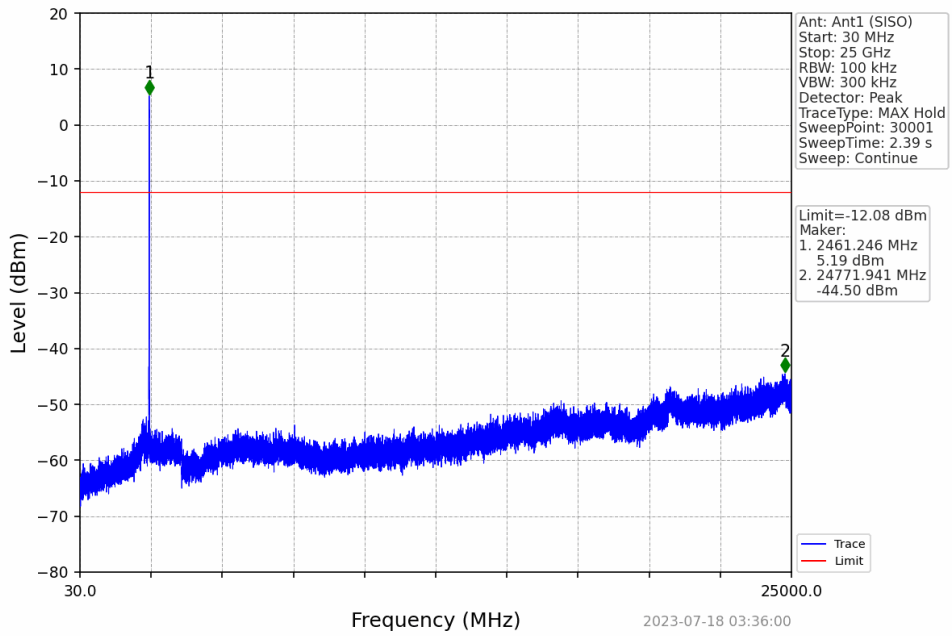

802.11g_LCH_2412MHz_Ant1 (SISO)_NTNV

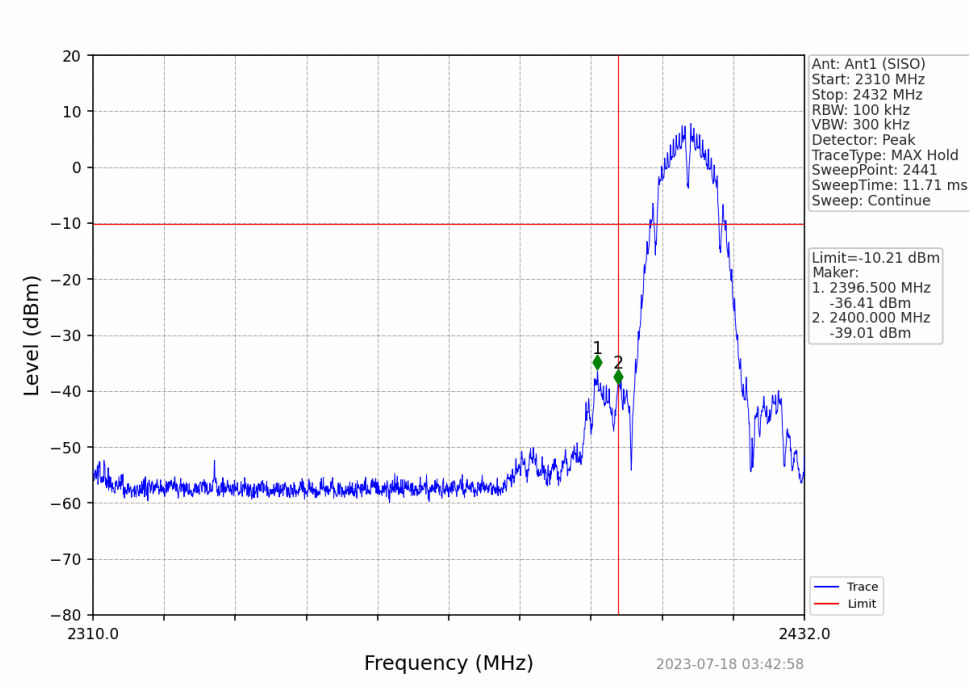

802.11g_LCH_2412MHz_Ant1 (SISO)_NTNV

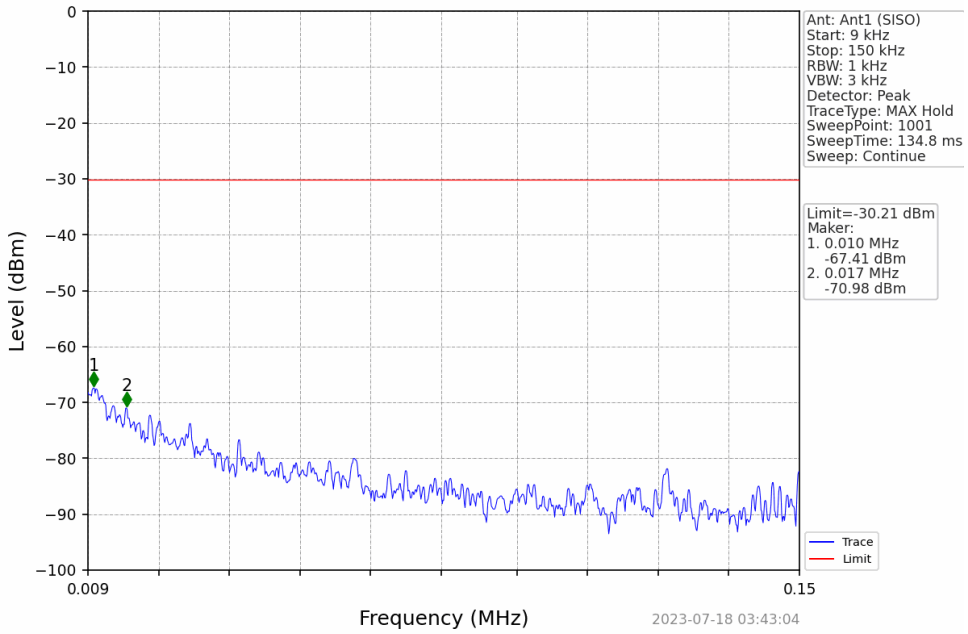

802.11g_LCH_2412MHz_Ant1 (SISO)_NTNV

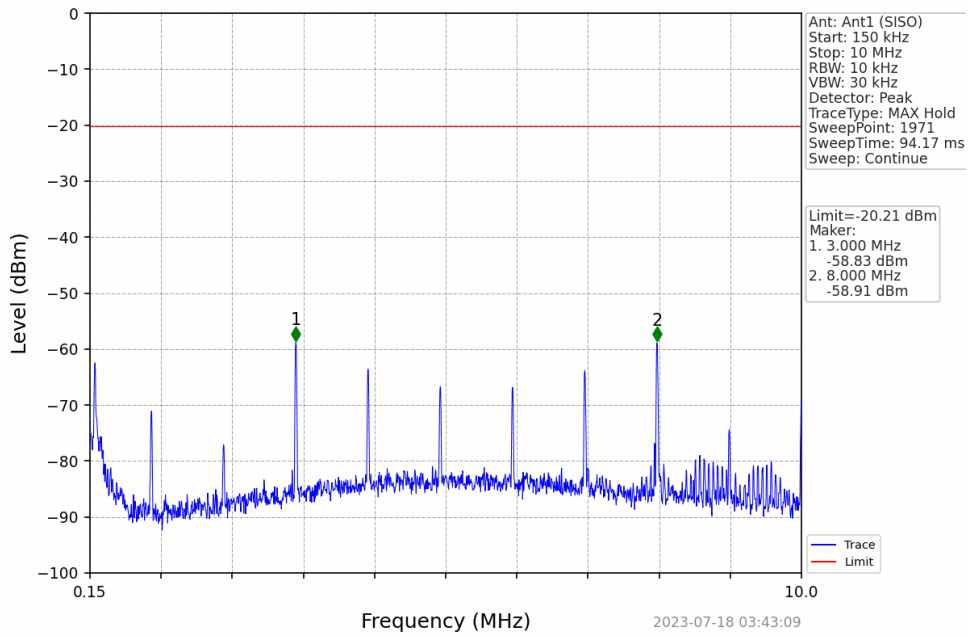

802.11g_LCH_2412MHz_Ant1 (SISO)_NTNV

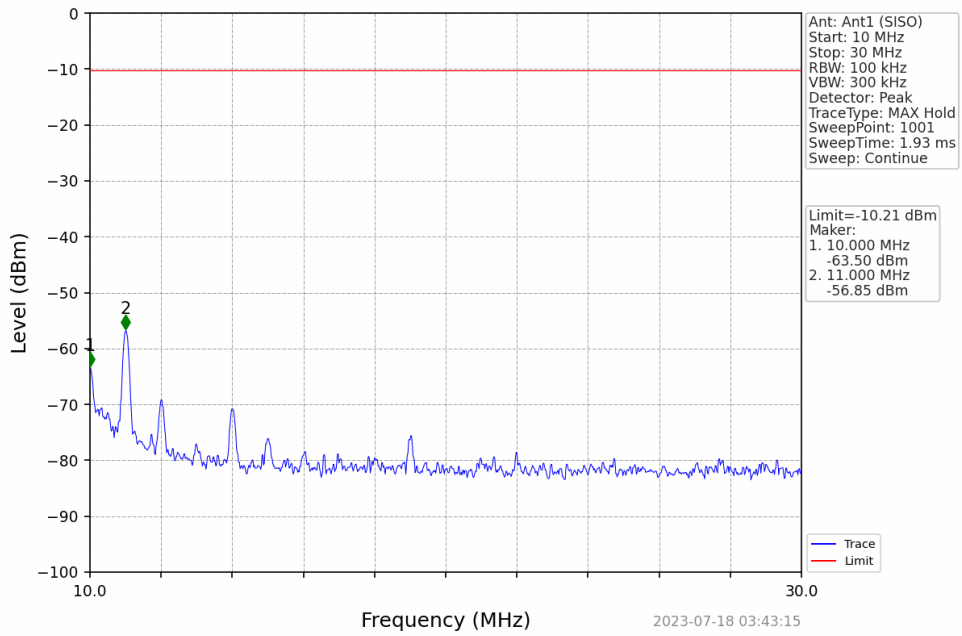

802.11g_LCH_2412MHz_Ant1 (SISO)_NTNV

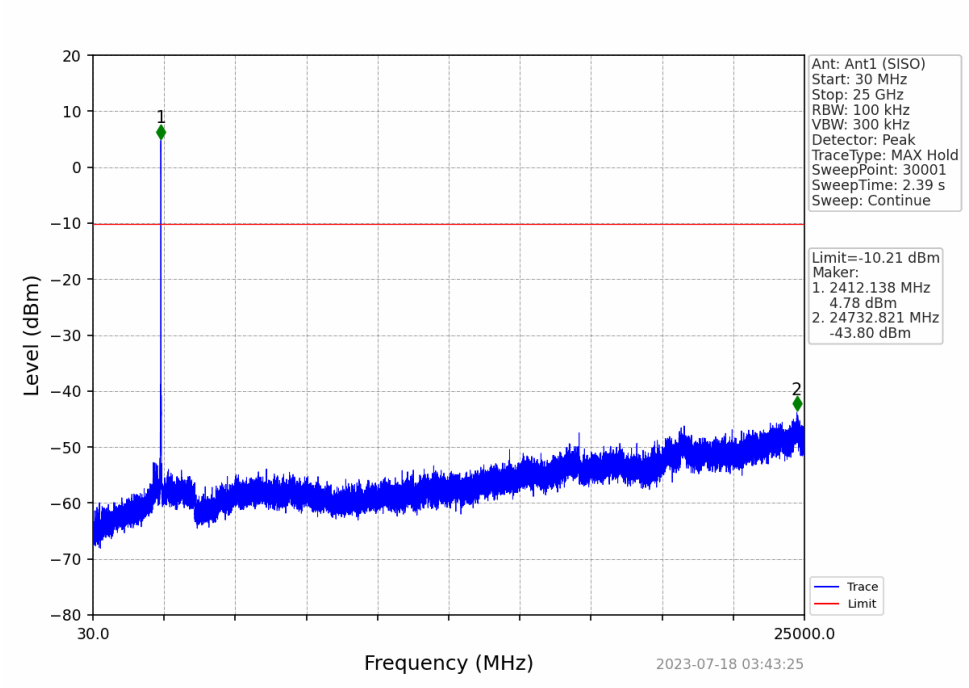

802.11g_MCH_2437MHz_Ant1 (SISO)_NTNV

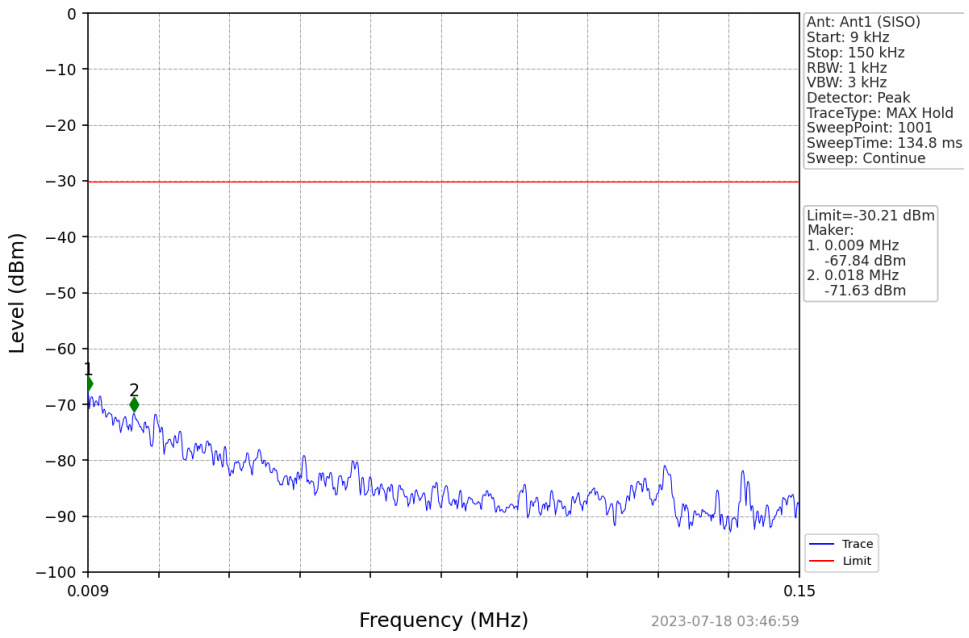

802.11g_MCH_2437MHz_Ant1 (SISO)_NTNV

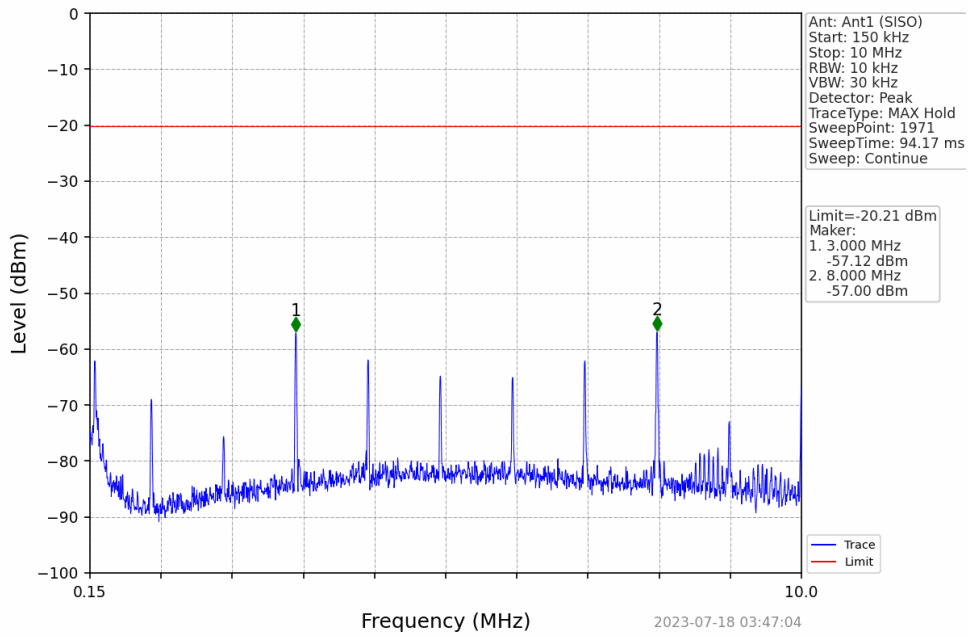

802.11g_MCH_2437MHz_Ant1 (SISO)_NTNV

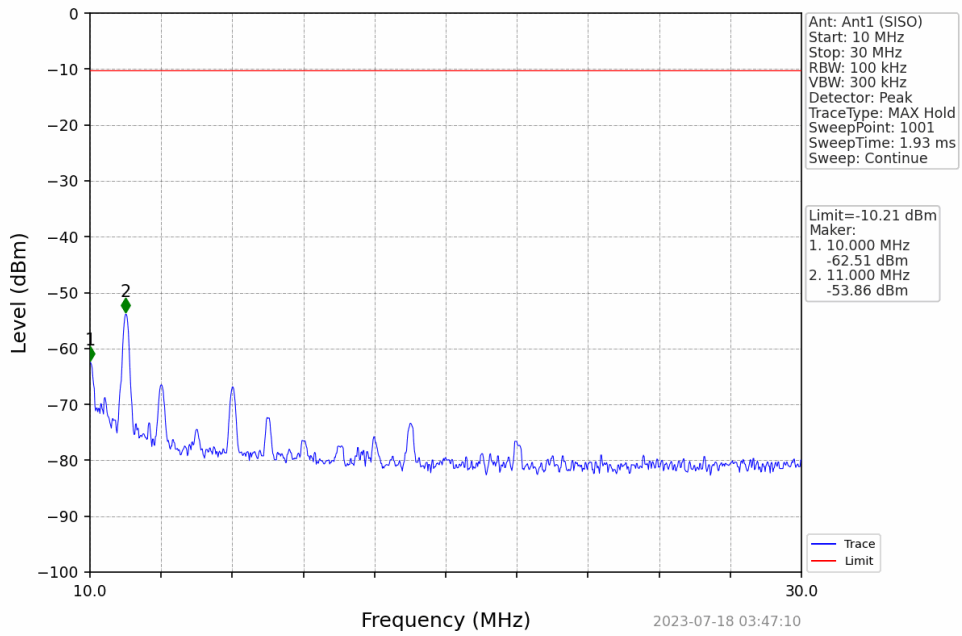

802.11g_MCH_2437MHz_Ant1 (SISO)_NTNV

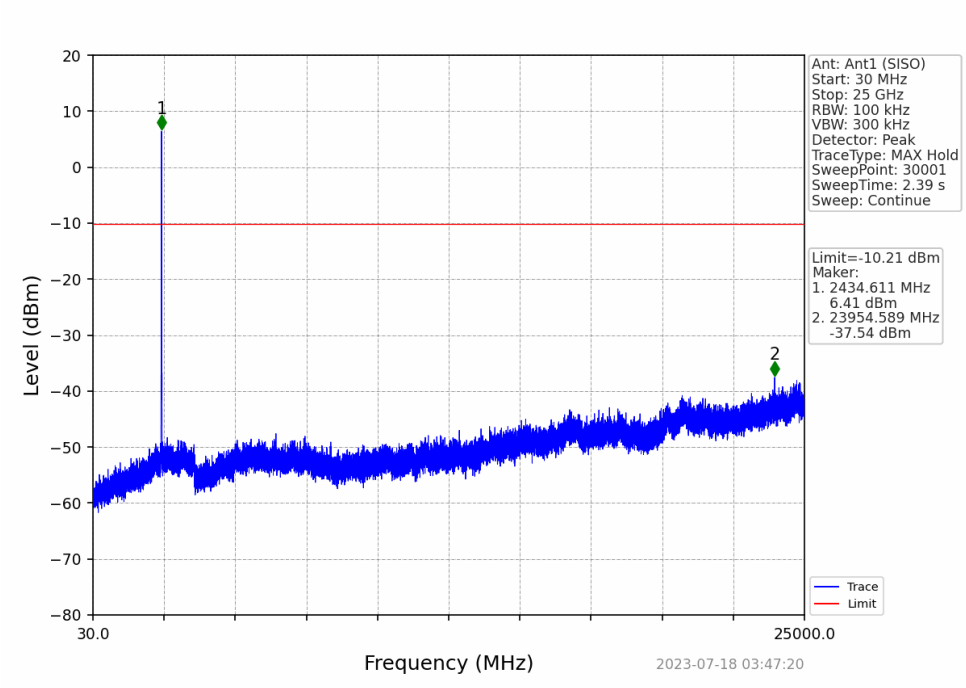

802.11g_HCH_2462MHz_Ant1 (SISO)_NTNV

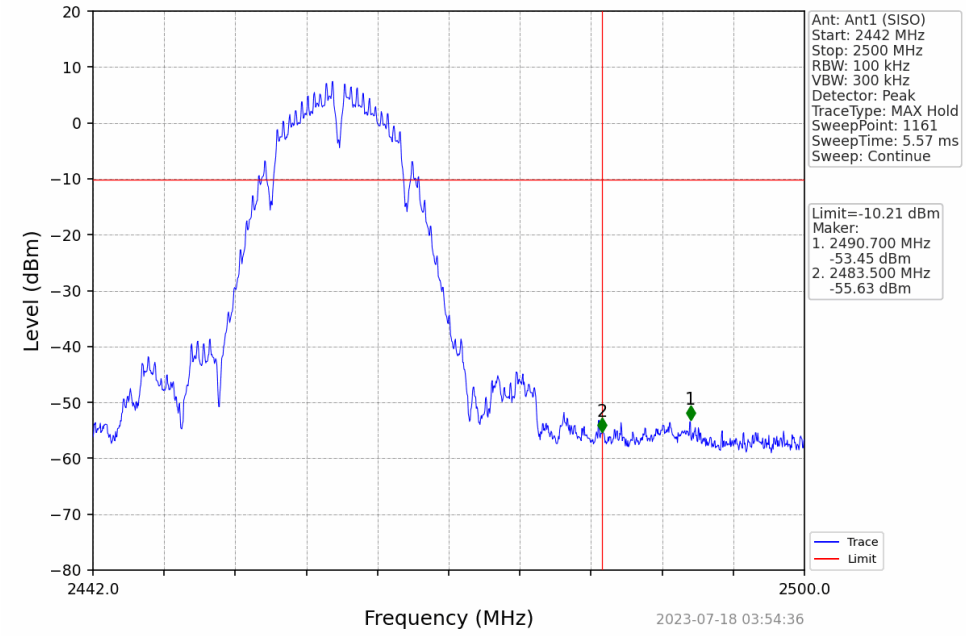

802.11g_HCH_2462MHz_Ant1 (SISO)_NTNV

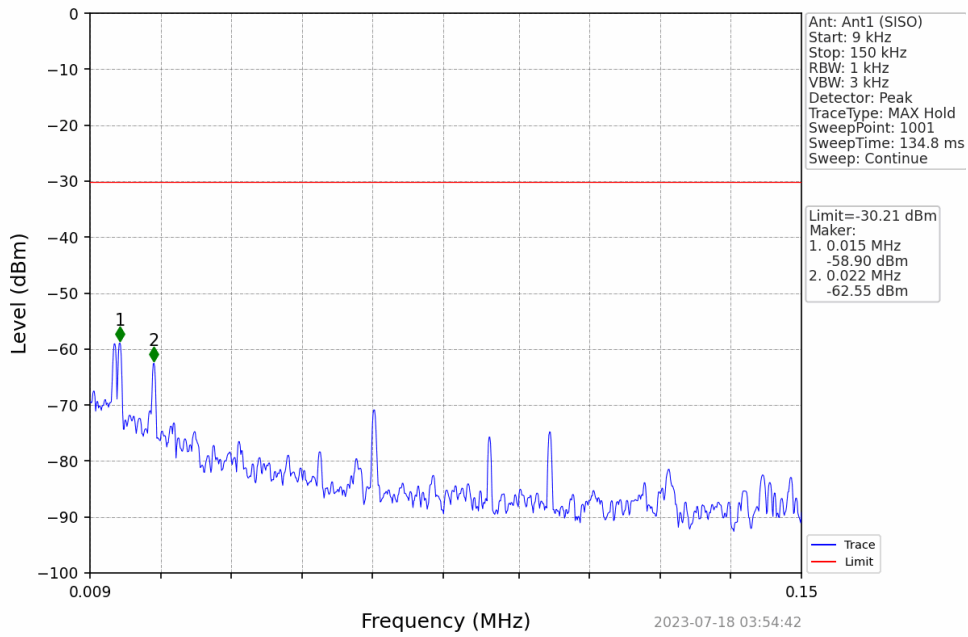

802.11g_HCH_2462MHz_Ant1 (SISO)_NTNV

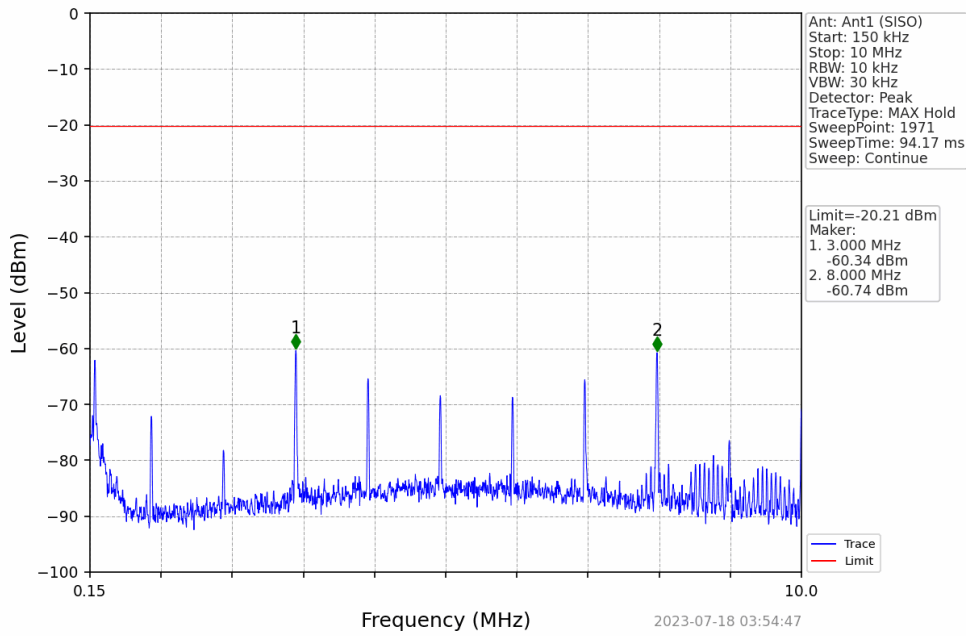

802.11g_HCH_2462MHz_Ant1 (SISO)_NTNV

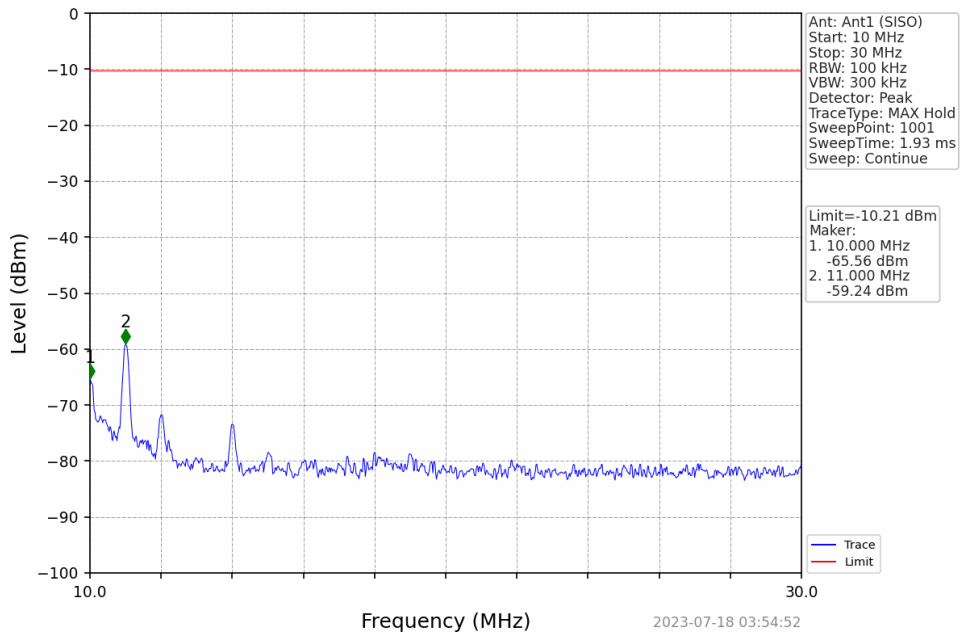

802.11g_HCH_2462MHz_Ant1 (SISO)_NTNV

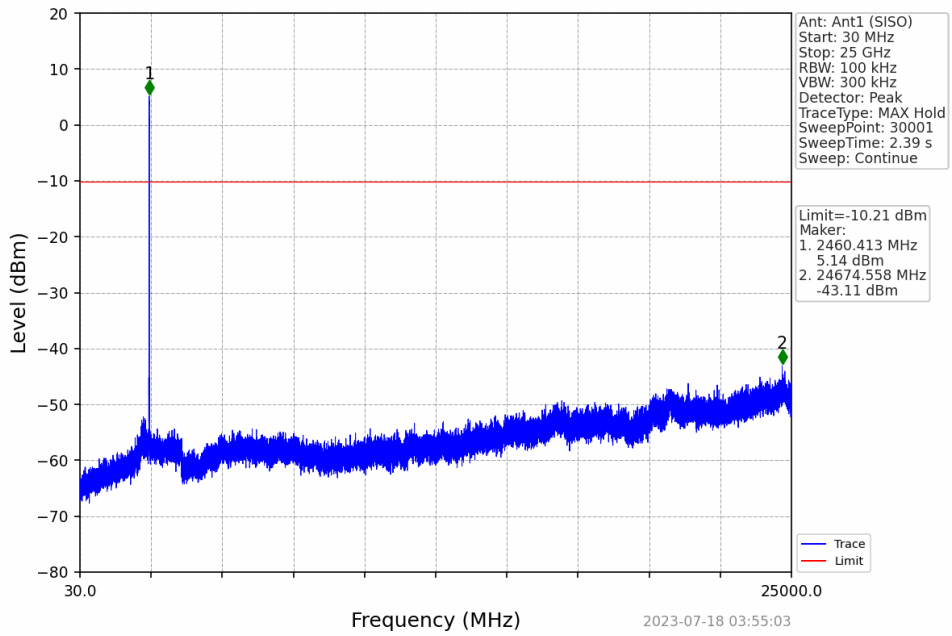

802.11n(HT20)_LCH_2412MHz_Ant1 (SISO)_NTNV

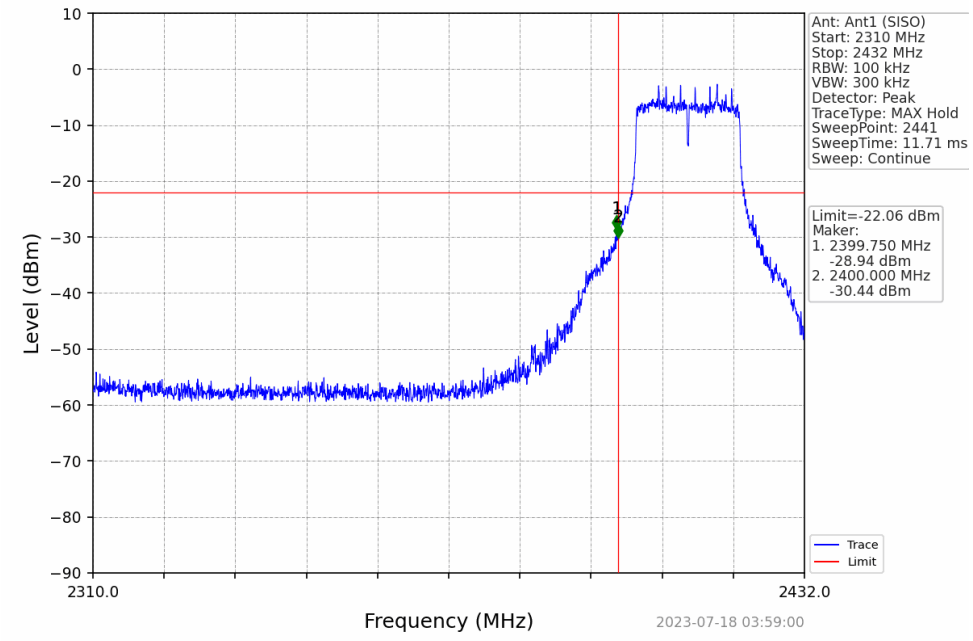

802.11n(HT20)_LCH_2412MHz_Ant1 (SISO)_NTNV

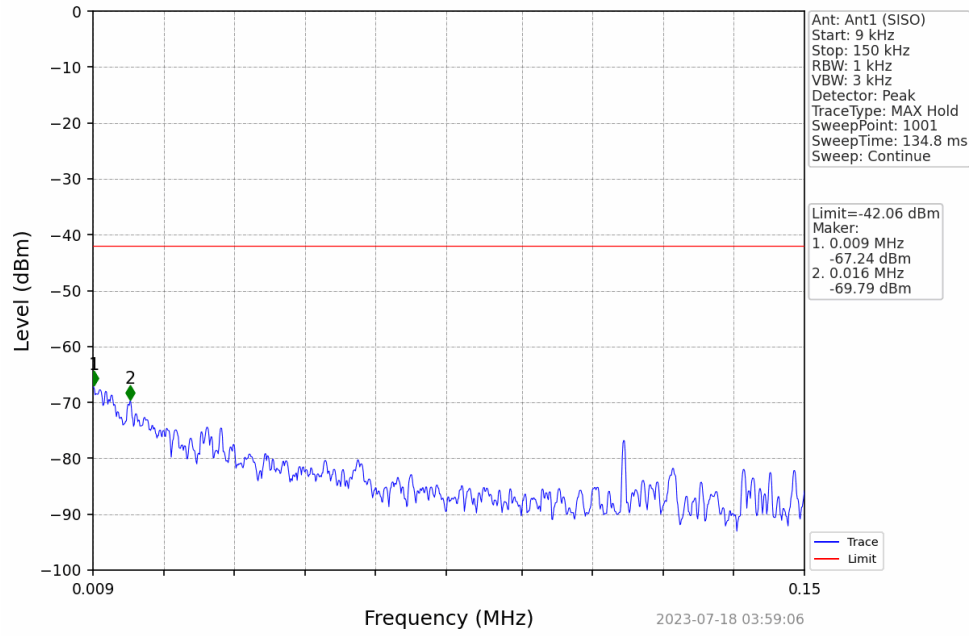

802.11n(HT20)_LCH_2412MHz_Ant1 (SISO)_NTNV

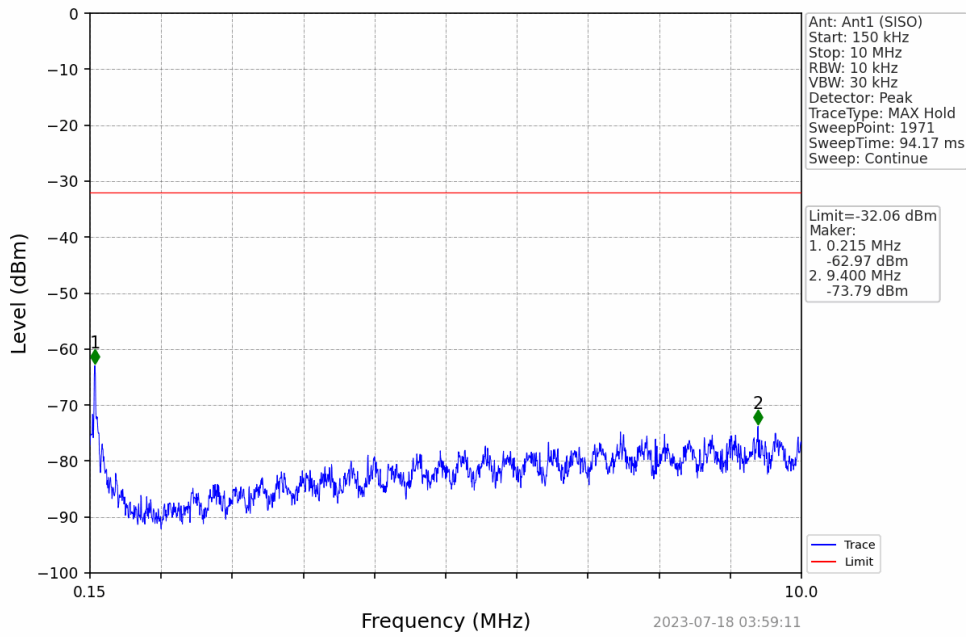

802.11n(HT20)_LCH_2412MHz_Ant1 (SISO)_NTNV

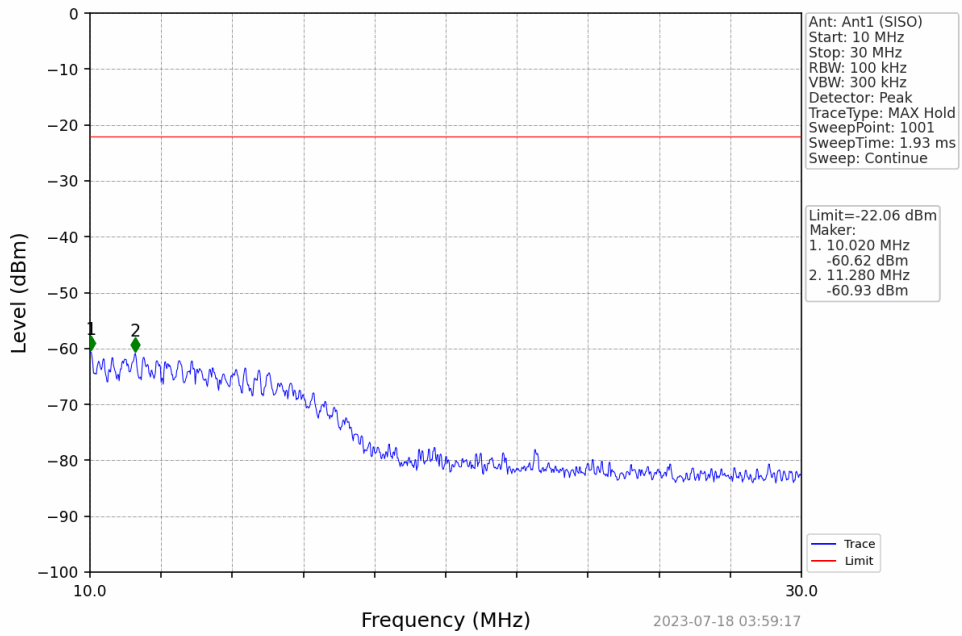

802.11n(HT20)_LCH_2412MHz_Ant1 (SISO)_NTNV

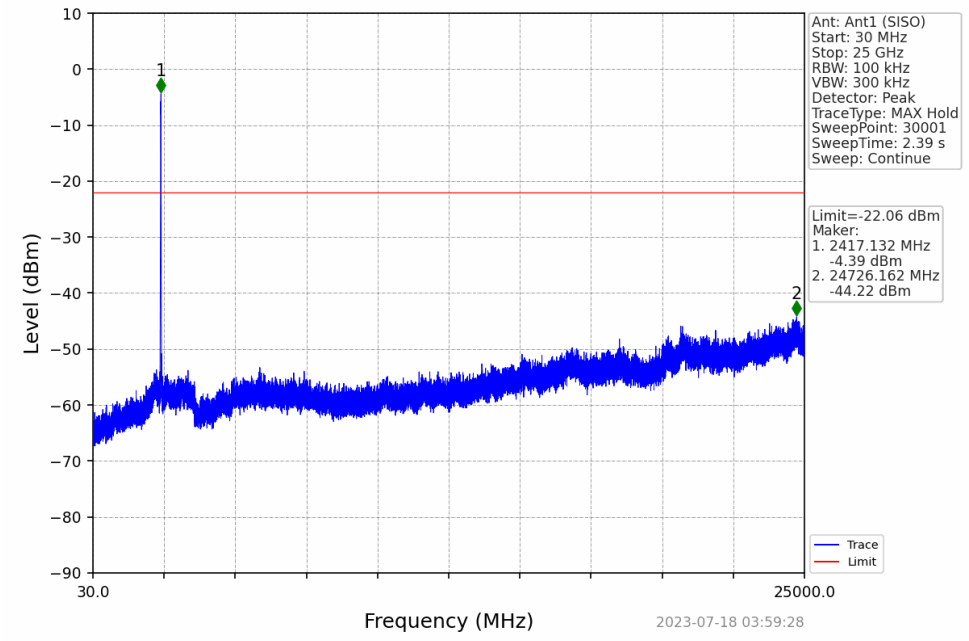

802.11n(HT20)_MCH_2437MHz_Ant1 (SISO)_NTNV

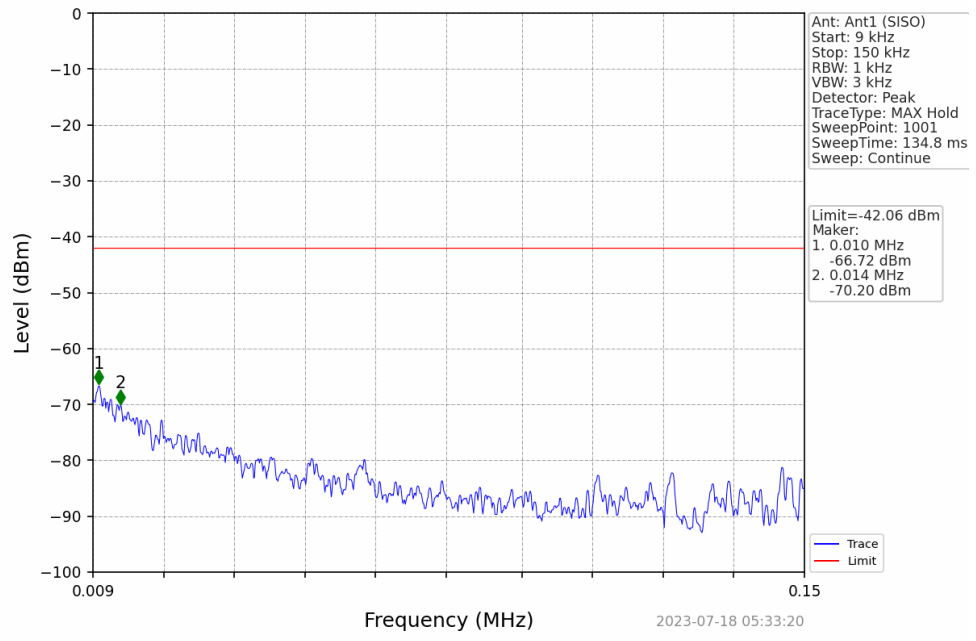

802.11n(HT20)_MCH_2437MHz_Ant1 (SISO)_NTNV

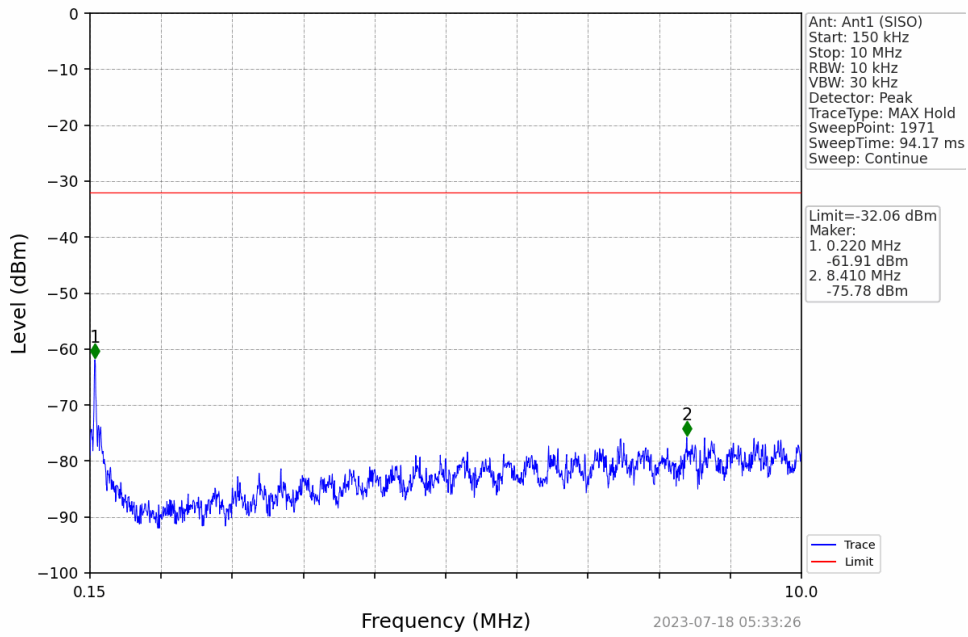

802.11n(HT20)_MCH_2437MHz_Ant1 (SISO)_NTNV

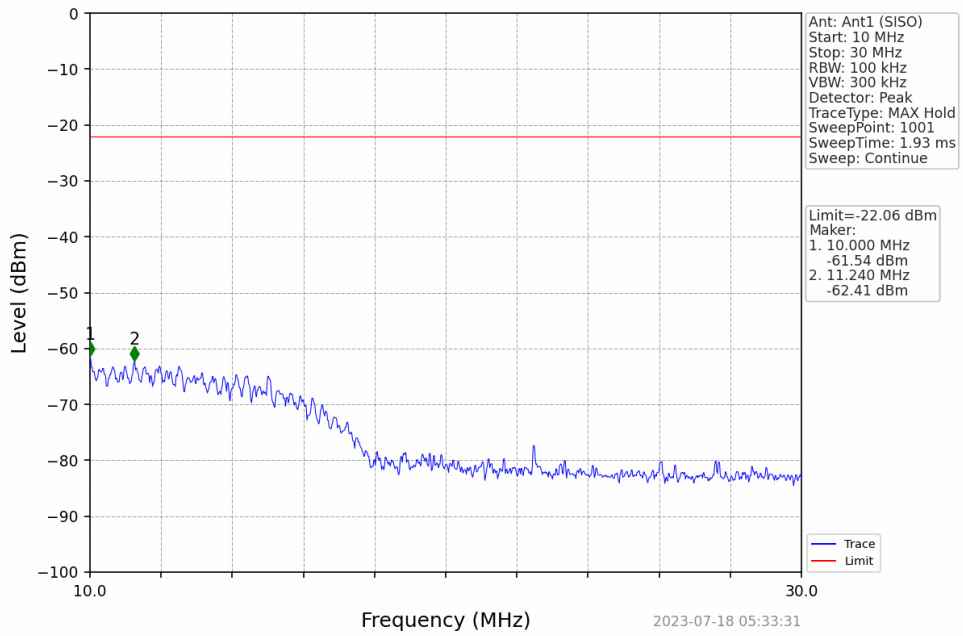

802.11n(HT20)_MCH_2437MHz_Ant1 (SISO)_NTNV

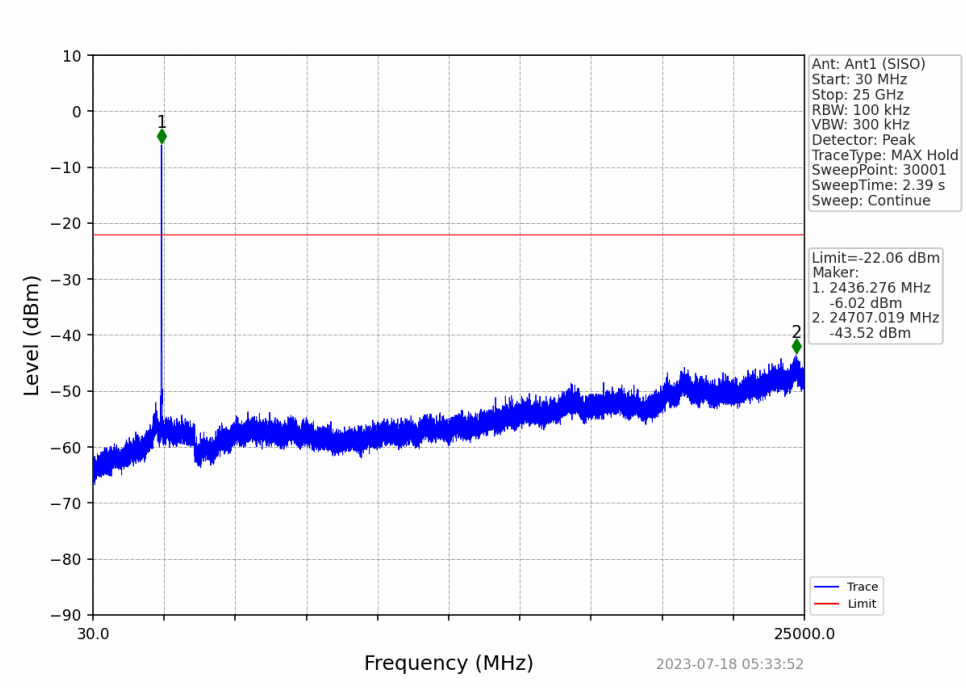

802.11n(HT20)_HCH_2462MHz_Ant1 (SISO)_NTNV

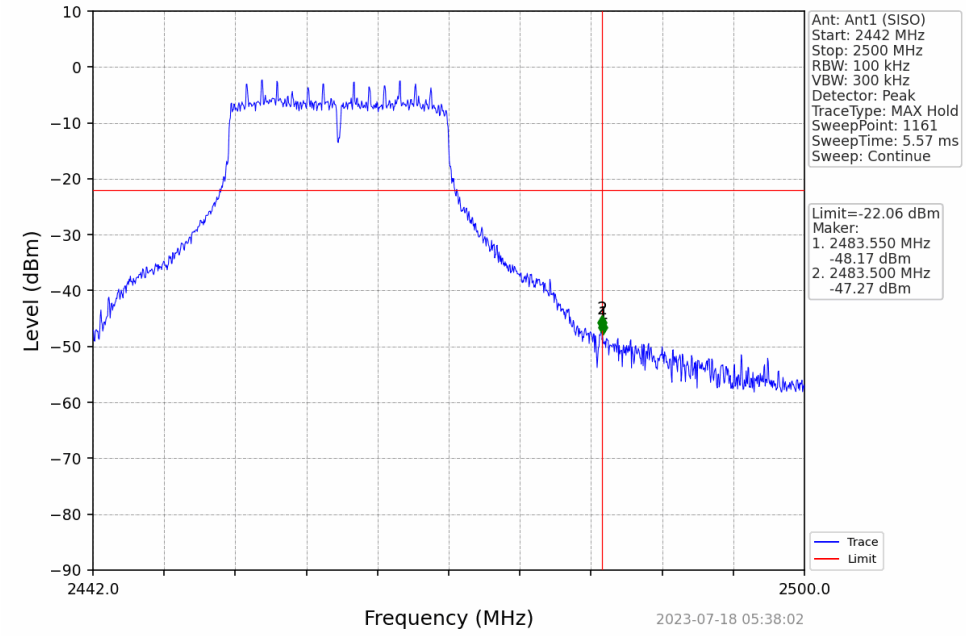

802.11n(HT20)_HCH_2462MHz_Ant1 (SISO)_NTNV

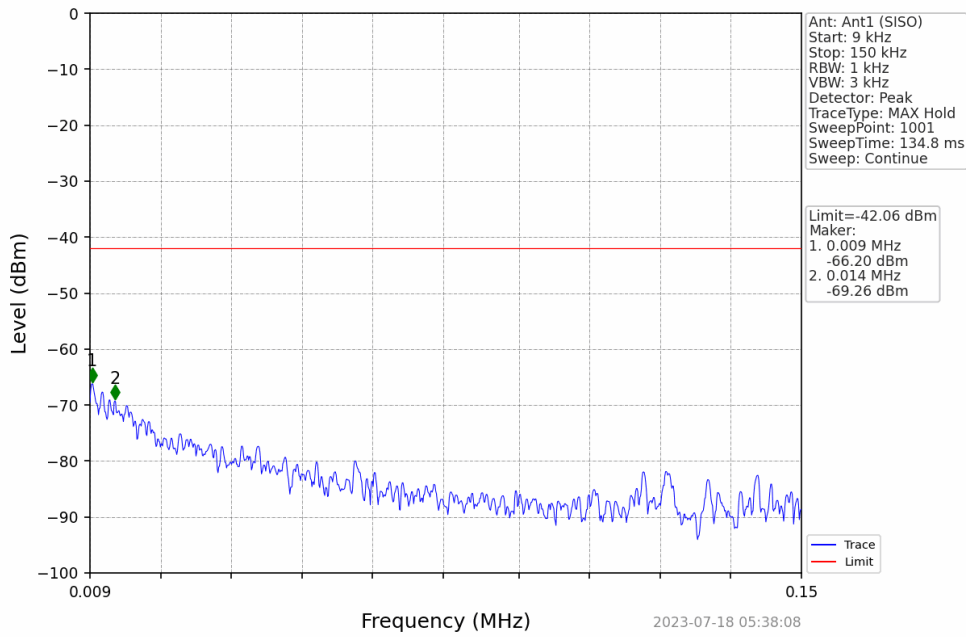

802.11n(HT20)_HCH_2462MHz_Ant1 (SISO)_NTNV

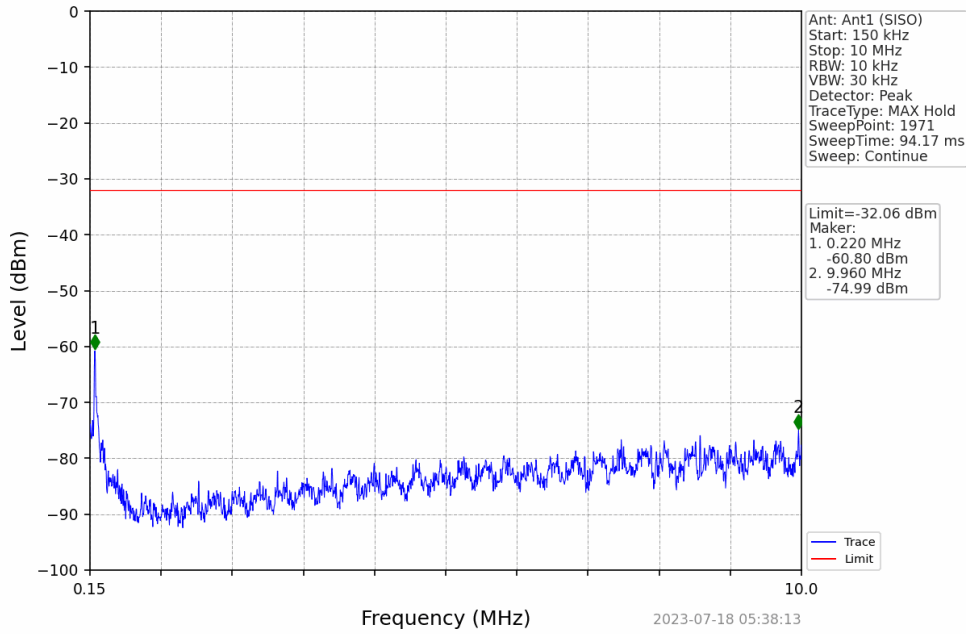

802.11n(HT20)_HCH_2462MHz_Ant1 (SISO)_NTNV

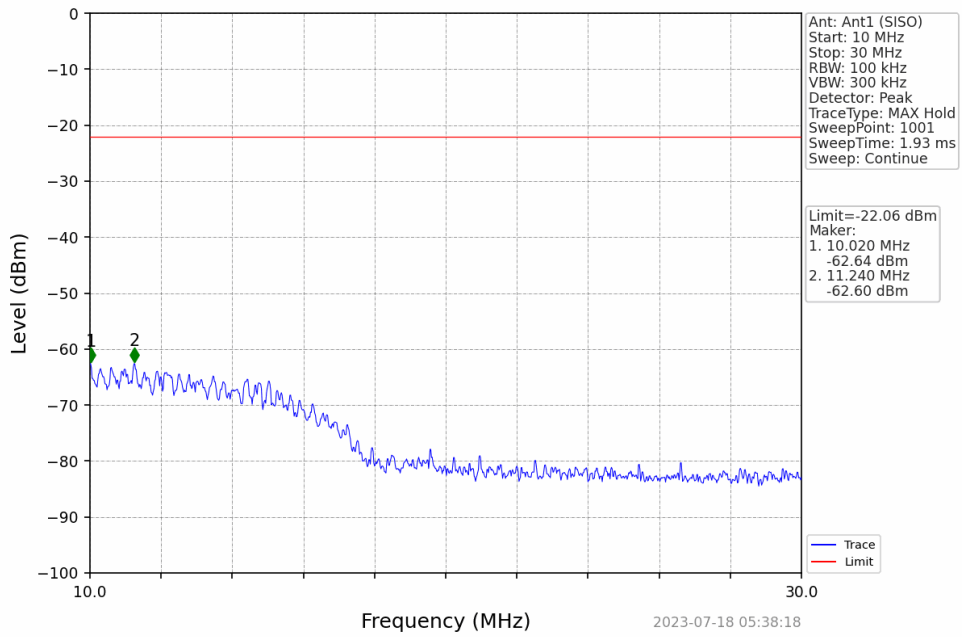

802.11n(HT20)_HCH_2462MHz_Ant1 (SISO)_NTNV

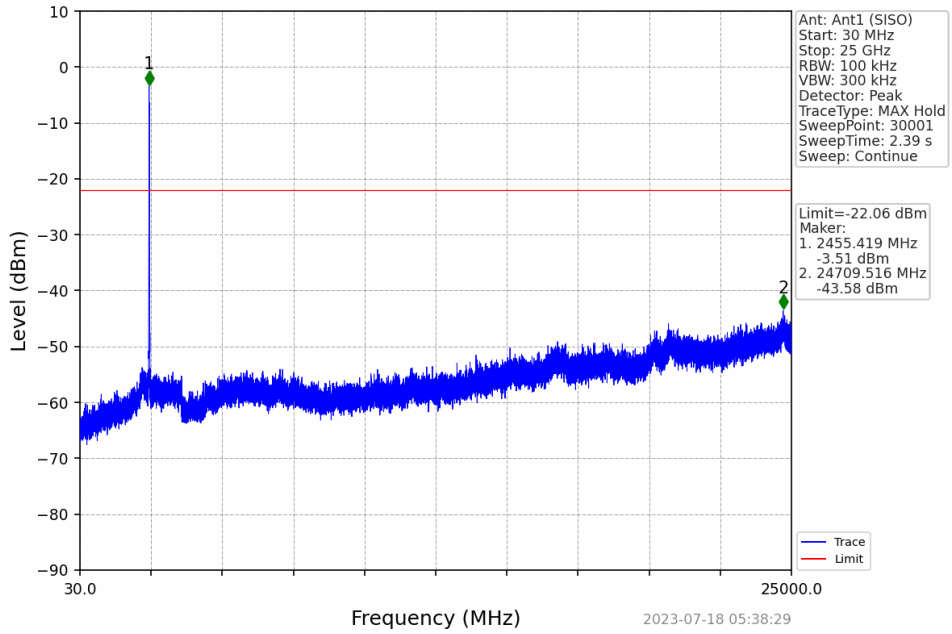

802.11n(HT40)_LCH_2422MHz_Ant1 (SISO)_NTNV

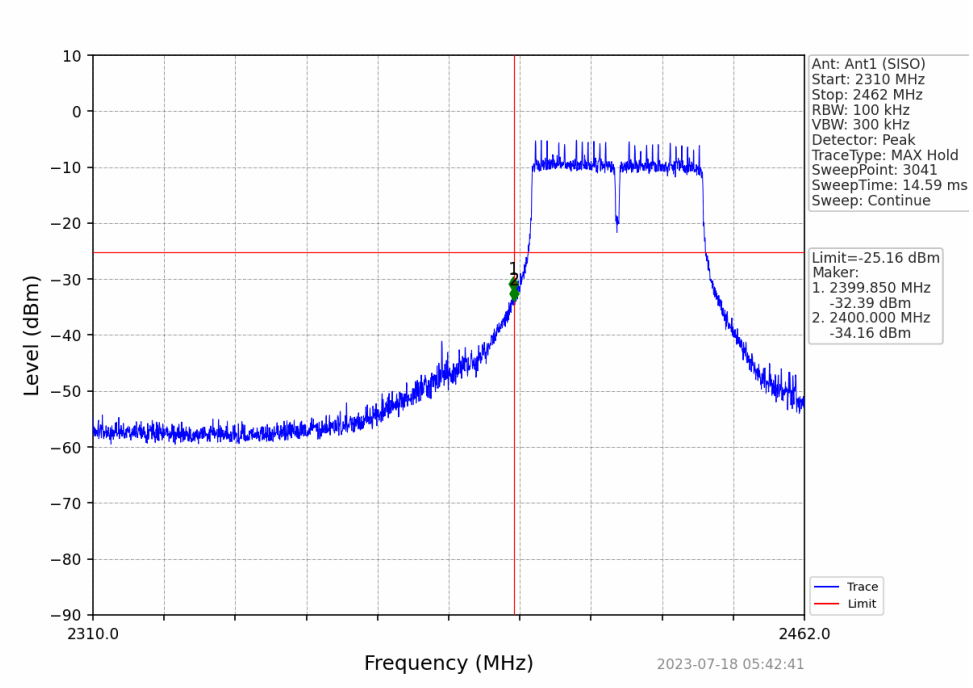

802.11n(HT40)_LCH_2422MHz_Ant1 (SISO)_NTNV

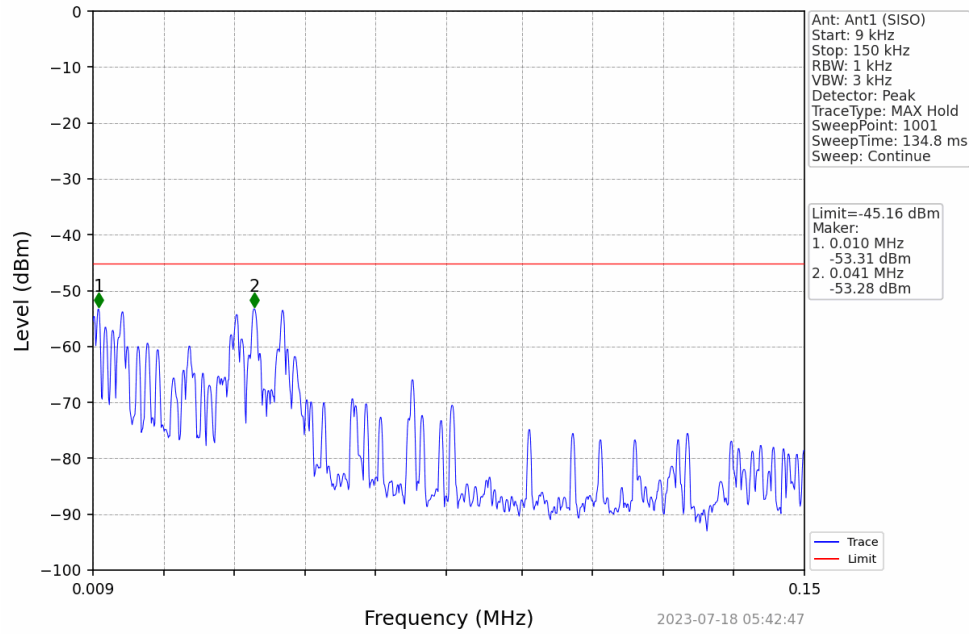

802.11n(HT40)_LCH_2422MHz_Ant1 (SISO)_NTNV

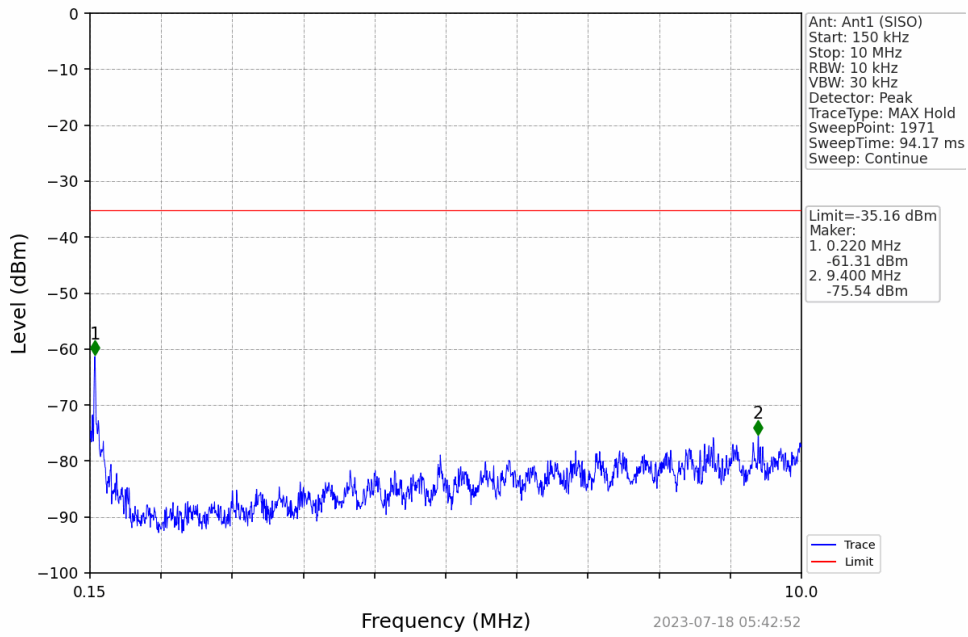

802.11n(HT40)_LCH_2422MHz_Ant1 (SISO)_NTNV

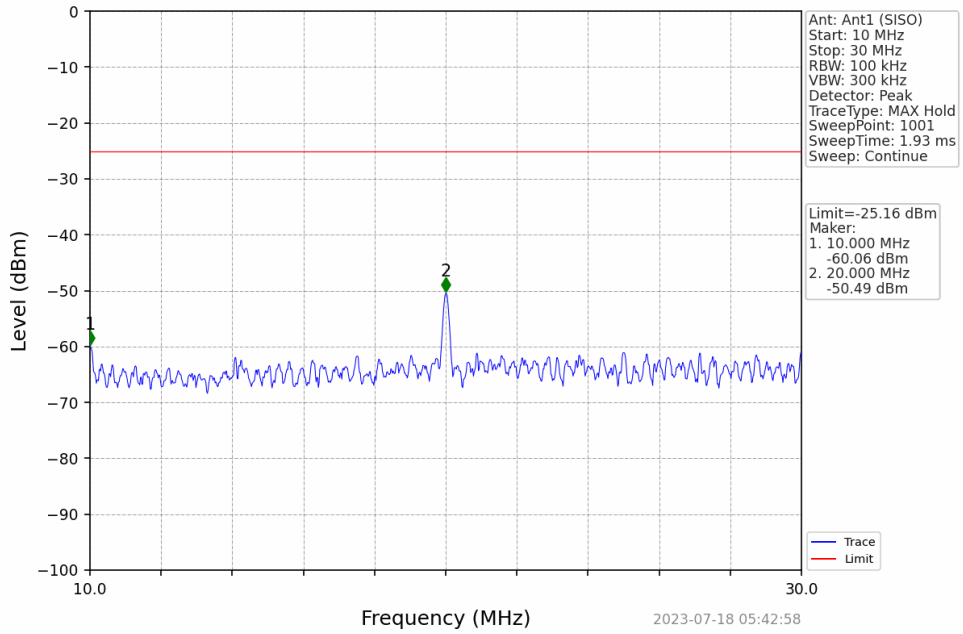

802.11n(HT40)_LCH_2422MHz_Ant1 (SISO)_NTNV

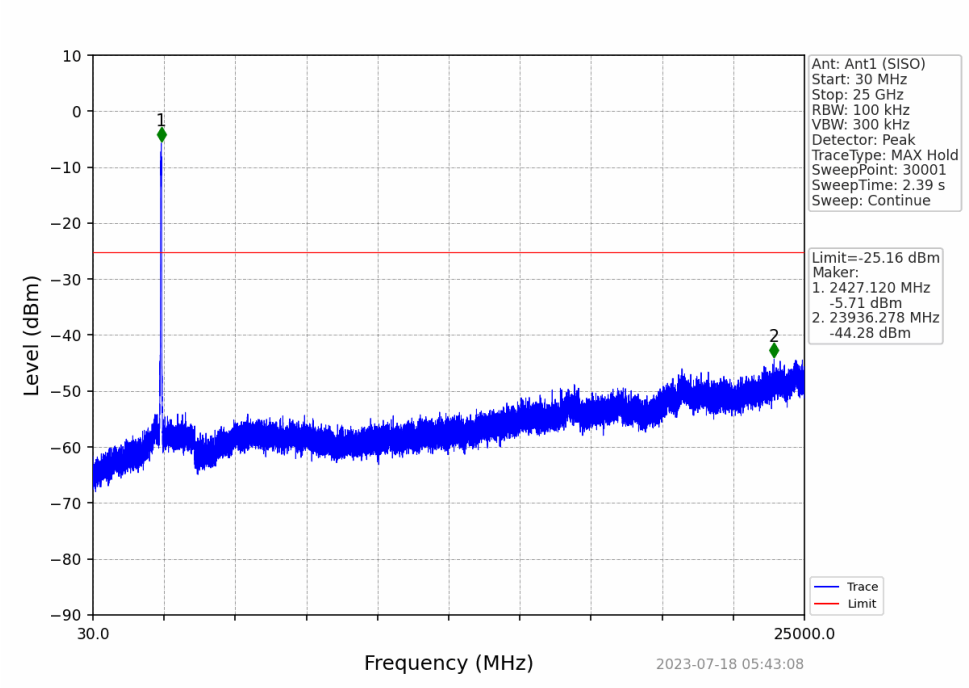

802.11n(HT40)_MCH_2437MHz_Ant1 (SISO)_NTNV

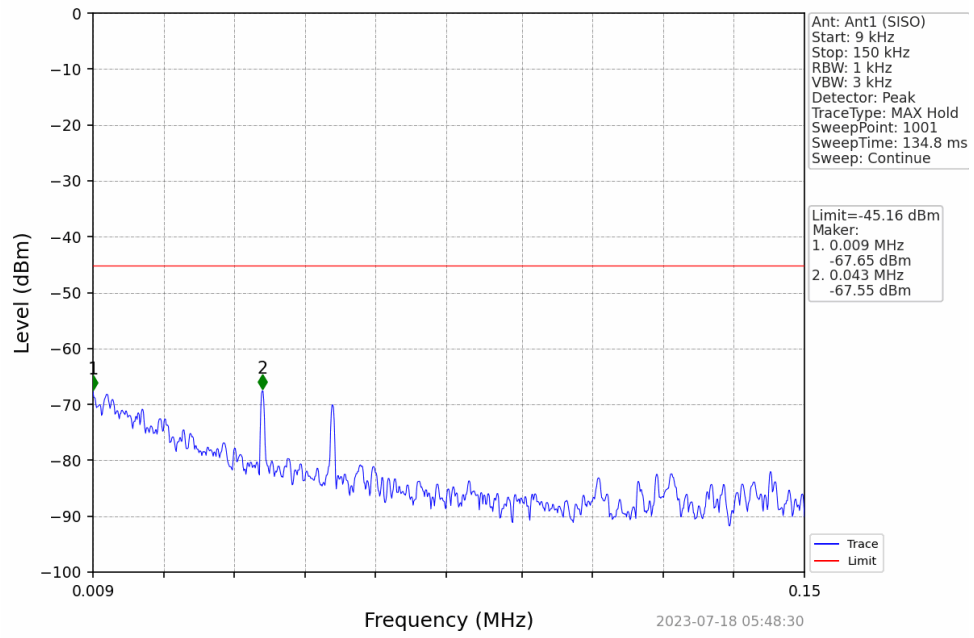

802.11n(HT40)_MCH_2437MHz_Ant1 (SISO)_NTNV

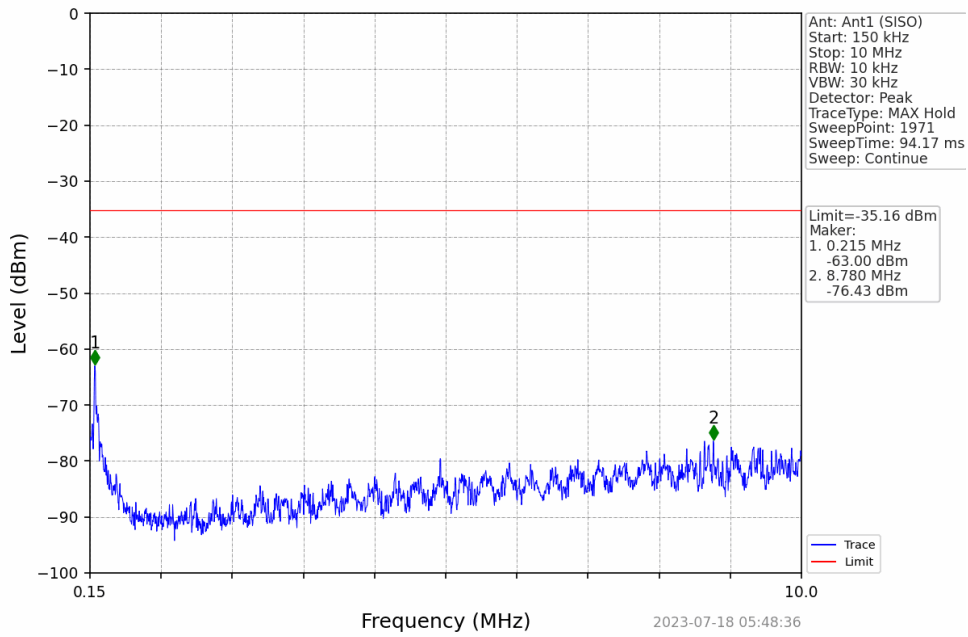

802.11n(HT40)_MCH_2437MHz_Ant1 (SISO)_NTNV

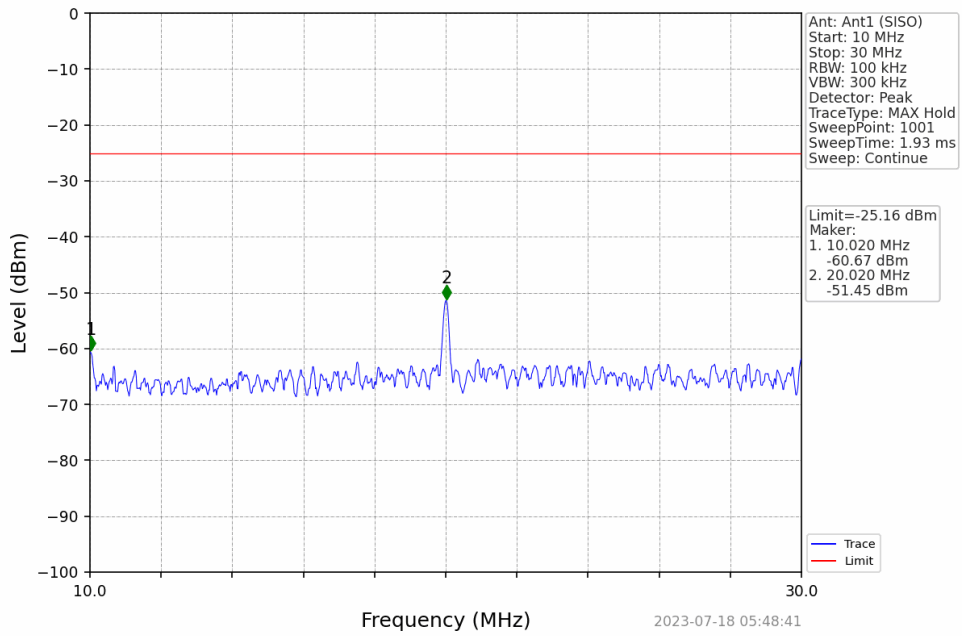

802.11n(HT40)_MCH_2437MHz_Ant1 (SISO)_NTNV

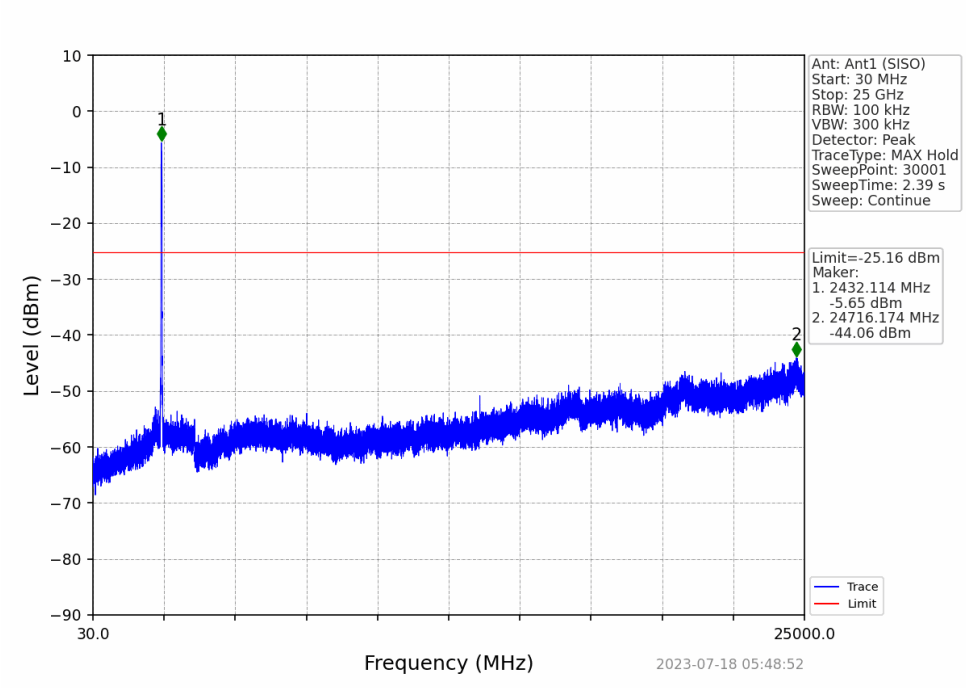

802.11n(HT40)_HCH_2452MHz_Ant1 (SISO)_NTNV

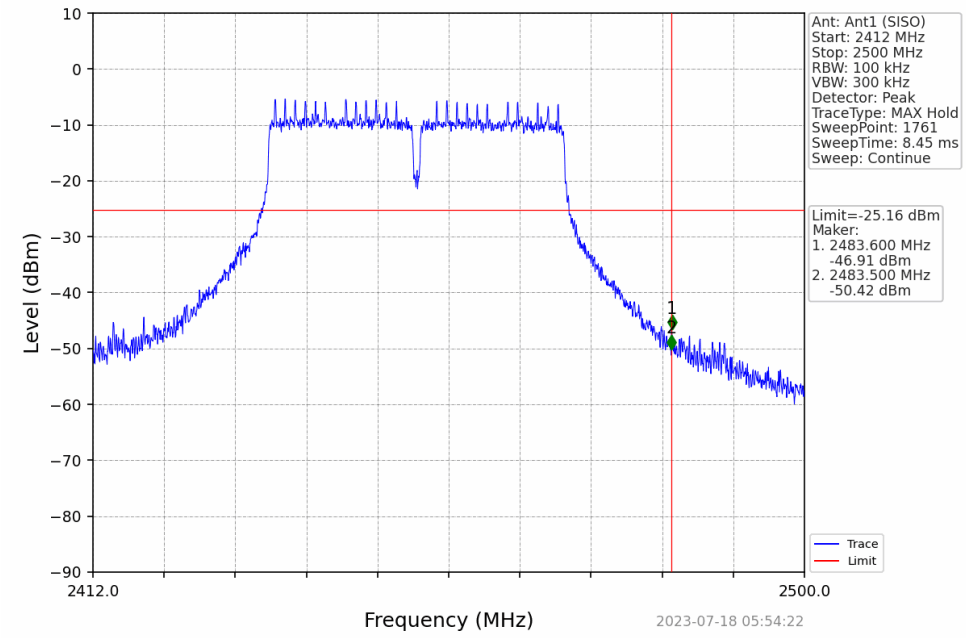

802.11n(HT40)_HCH_2452MHz_Ant1 (SISO)_NTNV

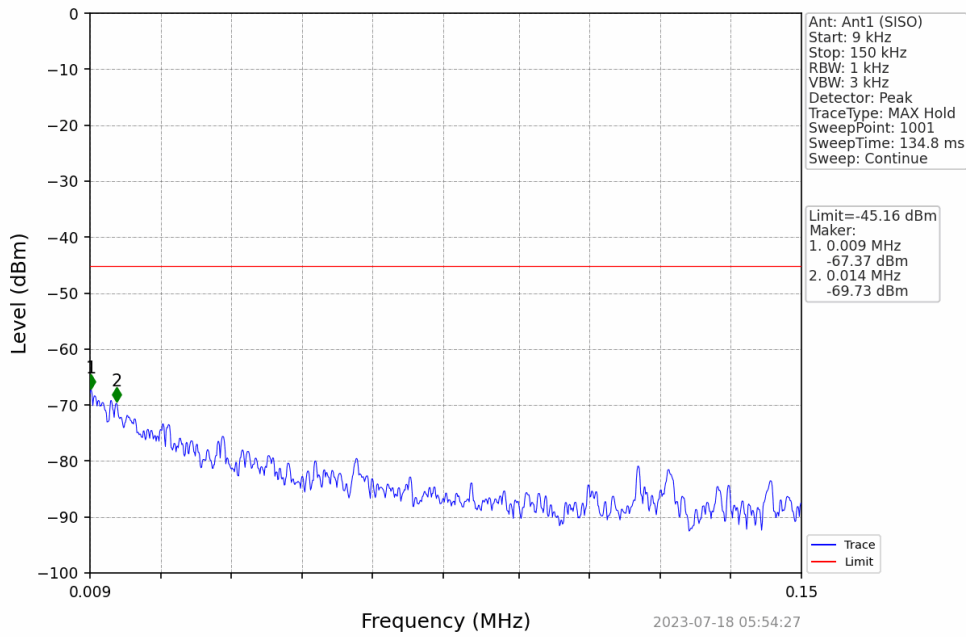

802.11n(HT40)_HCH_2452MHz_Ant1 (SISO)_NTNV

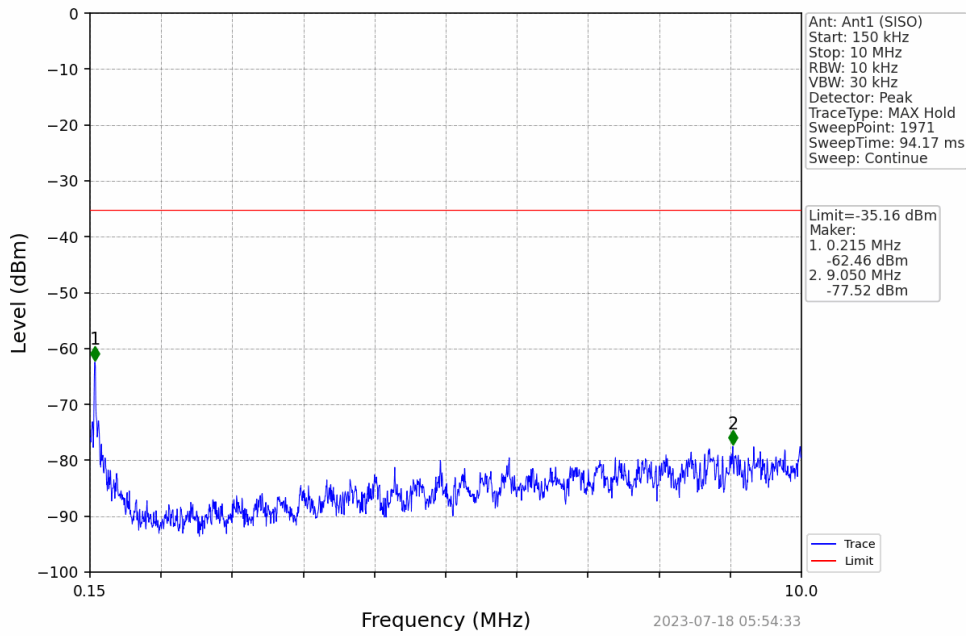

802.11n(HT40)_HCH_2452MHz_Ant1 (SISO)_NTNV

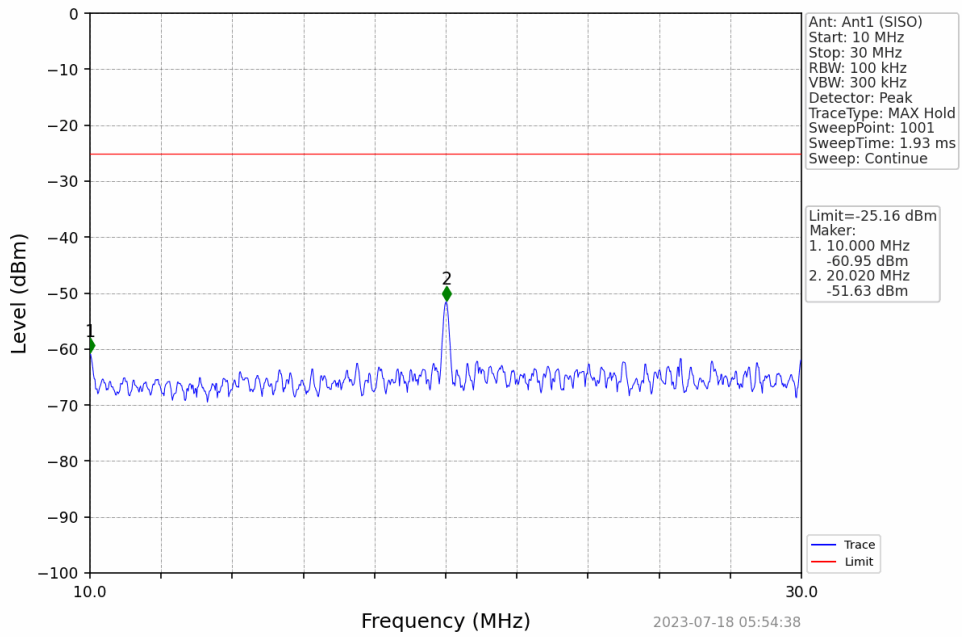

802.11n(HT40)_HCH_2452MHz_Ant1 (SISO)_NTNV

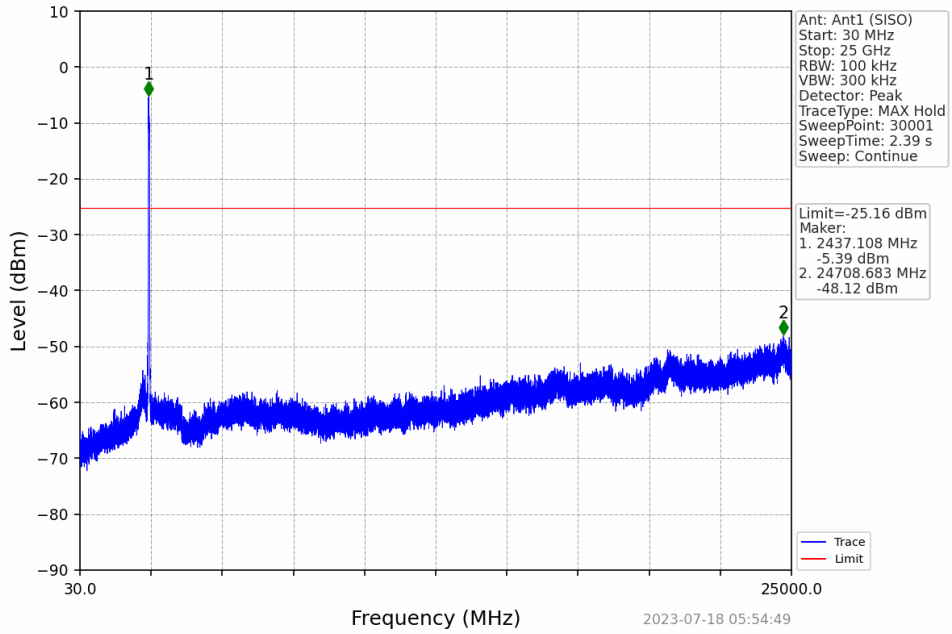

7 Restrict-band Band-edge Measurements

7.1 Test Result

Radiated Band Edge:

Test Mode: 802.11b Mode					Test channel: Lowest			
Peak Value								
Frequency (MHz)	Read Level (dBuV)	Antenna Factor (dB/m)	Cable Loss (dB)	Preamp Factor (dB)	Level (dBuV/m)	Limit (dBuV/m)	Over Limit (dB)	Pol.
2390.00	52.66	29.15	3.41	34.01	51.21	74.00	-22.79	H
2400.00	62.01	29.16	3.43	34.01	60.59	74.00	-13.41	H
2390.00	54.41	29.15	3.41	34.01	52.96	74.00	-21.04	V
2400.00	64.08	29.16	3.43	34.01	62.66	74.00	-11.34	V
Average Value								
Frequency (MHz)	Read Level (dBuV)	Antenna Factor (dB/m)	Cable Loss (dB)	Preamp Factor (dB)	Level (dBuV/m)	Limit (dBuV/m)	Over Limit (dB)	Pol.
2390.00	39.13	29.15	3.41	34.01	37.68	54.00	-16.32	H
2400.00	47.54	29.16	3.43	34.01	46.12	54.00	-7.88	H
2390.00	41.03	29.15	3.41	34.01	39.58	54.00	-14.42	V
2400.00	48.74	29.16	3.43	34.01	47.32	54.00	-6.68	V

Test Mode: 802.11b Mode					Test channel: Highest			
Peak Value								
Frequency (MHz)	Read Level (dBuV)	Antenna Factor (dB/m)	Cable Loss (dB)	Preamp Factor (dB)	Level (dBuV/m)	Limit (dBuV/m)	Over Limit (dB)	Pol.
2483.50	53.75	29.28	3.53	34.03	52.53	74.00	-21.47	H
2500.00	49.25	29.30	3.56	34.03	48.08	74.00	-25.92	H
2483.50	56.22	29.28	3.53	34.03	55.00	74.00	-19.00	V
2500.00	51.96	29.30	3.56	34.03	50.79	74.00	-23.21	V
Average Value								
Frequency (MHz)	Read Level (dBuV)	Antenna Factor (dB/m)	Cable Loss (dB)	Preamp Factor (dB)	Level (dBuV/m)	Limit (dBuV/m)	Over Limit (dB)	Pol.
2483.50	39.65	29.28	3.53	34.03	38.43	54.00	-15.57	H
2500.00	35.56	29.30	3.56	34.03	34.39	54.00	-19.61	H
2483.50	41.69	29.28	3.53	34.03	40.47	54.00	-13.53	V
2500.00	37.48	29.30	3.56	34.03	36.31	54.00	-17.69	V

Remark:

1. Level =Receiver Read level + Antenna Factor + Cable Loss – Preamplifier Factor

Radiated Band Edge:

Test Mode: 802.11g Mode					Test channel: Lowest			
Peak Value								
Frequency (MHz)	Read Level (dBuV)	Antenna Factor (dB/m)	Cable Loss (dB)	Preamp Factor (dB)	Level (dBuV/m)	Limit (dBuV/m)	Over Limit (dB)	Pol.
2390.00	51.48	27.53	5.47	33.92	50.56	74.00	-23.44	H
2400.00	60.44	27.55	5.49	29.93	63.55	74.00	-10.45	H
2390.00	53.15	27.53	5.47	33.92	52.23	74.00	-21.77	V
2400.00	62.19	27.55	5.49	29.93	65.30	74.00	-8.70	V
Average Value								
Frequency (MHz)	Read Level (dBuV)	Antenna Factor (dB/m)	Cable Loss (dB)	Preamp Factor (dB)	Level (dBuV/m)	Limit (dBuV/m)	Over Limit (dB)	Pol.
2390.00	38.29	27.53	5.47	33.92	37.37	54.00	-16.63	H
2400.00	46.57	27.55	5.49	29.93	49.68	54.00	-4.32	H
2390.00	40.10	27.53	5.47	33.92	39.18	54.00	-14.82	V
2400.00	47.68	27.55	5.49	29.93	50.79	54.00	-3.21	V

Test Mode: 802.11g Mode					Test channel: Highest			
Peak Value								
Frequency (MHz)	Read Level (dBuV)	Antenna Factor (dB/m)	Cable Loss (dB)	Preamp Factor (dB)	Level (dBuV/m)	Limit (dBuV/m)	Over Limit (dB)	Pol.
2483.50	52.07	29.28	3.53	34.03	50.85	74.00	-23.15	H
2500.00	47.95	29.30	3.56	34.03	46.78	74.00	-27.22	H
2483.50	54.29	29.28	3.53	34.03	53.07	74.00	-20.93	V
2500.00	50.43	29.30	3.56	34.03	49.26	74.00	-24.74	V
Average Value								
Frequency (MHz)	Read Level (dBuV)	Antenna Factor (dB/m)	Cable Loss (dB)	Preamp Factor (dB)	Level (dBuV/m)	Limit (dBuV/m)	Over Limit (dB)	Pol.
2483.50	38.63	29.28	3.53	34.03	37.41	54.00	-16.59	H
2500.00	34.77	29.30	3.56	34.03	33.60	54.00	-20.40	H
2483.50	40.56	29.28	3.53	34.03	39.34	54.00	-14.66	V
2500.00	36.64	29.30	3.56	34.03	35.47	54.00	-18.53	V

Remark:

1. Level =Receiver Read level + Antenna Factor + Cable Loss – Preamplifier Factor

Radiated Band Edge:

Test Mode: 802.11n20 Mode					Test channel: Lowest			
Peak Value								
Frequency (MHz)	Read Level (dBuV)	Antenna Factor (dB/m)	Cable Loss (dB)	Preamp Factor (dB)	Level (dBuV/m)	Limit (dBuV/m)	Over Limit (dB)	Pol.
2390.00	50.99	27.53	5.47	33.92	50.07	74.00	-23.93	H
2400.00	59.78	27.55	5.49	29.93	62.89	74.00	-11.11	H
2390.00	52.62	27.53	5.47	33.92	51.70	74.00	-22.30	V
2400.00	61.40	27.55	5.49	29.93	64.51	74.00	-9.49	V
Average Value								
Frequency (MHz)	Read Level (dBuV)	Antenna Factor (dB/m)	Cable Loss (dB)	Preamp Factor (dB)	Level (dBuV/m)	Limit (dBuV/m)	Over Limit (dB)	Pol.
2390.00	37.94	27.53	5.47	33.92	37.02	54.00	-16.98	H
2400.00	46.16	27.55	5.49	29.93	49.27	54.00	-4.73	H
2390.00	39.71	27.53	5.47	33.92	38.79	54.00	-15.21	V
2400.00	47.24	27.55	5.49	29.93	50.35	54.00	-3.65	V

Test Mode: 802.11n20 Mode					Test channel: Highest			
Peak Value								
Frequency (MHz)	Read Level (dBuV)	Antenna Factor (dB/m)	Cable Loss (dB)	Preamp Factor (dB)	Level (dBuV/m)	Limit (dBuV/m)	Over Limit (dB)	Pol.
2483.50	51.36	29.28	3.53	34.03	50.14	74.00	-23.86	H
2500.00	47.40	29.30	3.56	34.03	46.23	74.00	-27.77	H
2483.50	53.48	29.28	3.53	34.03	52.26	74.00	-21.74	V
2500.00	49.78	29.30	3.56	34.03	48.61	74.00	-25.39	V
Average Value								
Frequency (MHz)	Read Level (dBuV)	Antenna Factor (dB/m)	Cable Loss (dB)	Preamp Factor (dB)	Level (dBuV/m)	Limit (dBuV/m)	Over Limit (dB)	Pol.
2483.50	38.20	29.28	3.53	34.03	36.98	54.00	-17.02	H
2500.00	34.43	29.30	3.56	34.03	33.26	54.00	-20.74	H
2483.50	40.09	29.28	3.53	34.03	38.87	54.00	-15.13	V
2500.00	36.29	29.30	3.56	34.03	35.12	54.00	-18.88	V

Remark:

1. Level =Receiver Read level + Antenna Factor + Cable Loss – Preamplifier Factor

Radiated Band Edge:

Test Mode: 802.11n40 Mode					Test channel: Lowest			
Peak Value								
Frequency (MHz)	Read Level (dBuV)	Antenna Factor (dB/m)	Cable Loss (dB)	Preamp Factor (dB)	Level (dBuV/m)	Limit (dBuV/m)	Over Limit (dB)	Pol.
2390.00	50.27	27.53	5.47	33.92	49.35	74.00	-24.65	H
2400.00	58.82	27.55	5.49	29.93	61.93	74.00	-12.07	H
2390.00	51.86	27.53	5.47	33.92	50.94	74.00	-23.06	V
2400.00	60.25	27.55	5.49	29.93	63.36	74.00	-10.64	V
Average Value								
Frequency (MHz)	Read Level (dBuV)	Antenna Factor (dB/m)	Cable Loss (dB)	Preamp Factor (dB)	Level (dBuV/m)	Limit (dBuV/m)	Over Limit (dB)	Pol.
2390.00	37.43	27.53	5.47	33.92	36.51	54.00	-17.49	H
2400.00	45.58	27.55	5.49	29.93	48.69	54.00	-5.31	H
2390.00	39.14	27.53	5.47	33.92	38.22	54.00	-15.78	V
2400.00	46.60	27.55	5.49	29.93	49.71	54.00	-4.29	V

Test Mode: 802.11n40 Mode					Test channel: Highest			
Peak Value								
Frequency (MHz)	Read Level (dBuV)	Antenna Factor (dB/m)	Cable Loss (dB)	Preamp Factor (dB)	Level (dBuV/m)	Limit (dBuV/m)	Over Limit (dB)	Pol.
2483.50	50.34	29.28	3.53	34.03	49.12	74.00	-24.88	H
2500.00	46.61	29.30	3.56	34.03	45.44	74.00	-28.56	H
2483.50	52.32	29.28	3.53	34.03	51.10	74.00	-22.90	V
2500.00	48.86	29.30	3.56	34.03	47.69	74.00	-26.31	V
Average Value								
Frequency (MHz)	Read Level (dBuV)	Antenna Factor (dB/m)	Cable Loss (dB)	Preamp Factor (dB)	Level (dBuV/m)	Limit (dBuV/m)	Over Limit (dB)	Pol.
2483.50	37.59	29.28	3.53	34.03	36.37	54.00	-17.63	H
2500.00	33.95	29.30	3.56	34.03	32.78	54.00	-21.22	H
2483.50	39.41	29.28	3.53	34.03	38.19	54.00	-15.81	V
2500.00	35.78	29.30	3.56	34.03	34.61	54.00	-19.39	V

Remark:

1. Level =Receiver Read level + Antenna Factor + Cable Loss – Preamplifier Factor

------End------