Antenna Test Report

manufacturer: Shenzhen Yojia Technology Co., Ltd.
Rm.4D, L-Building, Baicai Science Park, No.26, 2nd Lane, Liuxian 1st Rd., Xin'an Street, Bao'an District, Shenzhen, China



Antenna pattern

Wi-Fi :2.4GWIFI

Freq	Gain/dBi	Efficiency/%
2400	0.287889	46.50820613
2410	0.324607	44.93282726
2420	0.026401	40.73168047
2430	-0.40769	38.84972519
2440	-0.49385	40.47400693
2450	-0.36863	41.09234155
2460	-0.27757	41.41012055
2470	-0.19122	41.80703001
2480	-0.1886	41.45684023
2490	-0.35635	41.12070652
2500	-0.3552	41.77291709

Wi-Fi :5GWIFI

Freq	Gain/dBi	Efficiency/%
5100	2.757515	68.40829474
5200	1.895859	63.58893161
5300	2.126324	65.3587445
5400	1.644529	57.89320606
5500	0.70826	46.28153106
5600	-0.4968	40.35851346
5700	-1.14763	37.13671164
5800	-1.65098	31.91178511
5900	-2.31219	28.75539349
6000	-3.70907	21.92146961

BT:

Freq	Gain/dBi	Efficiency/%
2400	-5.94504904	9.820468934
2410	-5.36296731	10.89751536
2420	-5.06383869	11.41625199
2430	-4.85998767	12.28491805
2440	-4.29825766	14.79126626
2450	-3.52752379	17.60723887
2460	-2.99974057	20.08454949
2470	-2.39134729	22.97109296
2480	-1.9055873	25.75370051
2490	-1.53844507	27.99855353
2500	-0.75791473	32.32031625

WiFi 2.4G

Theta Section

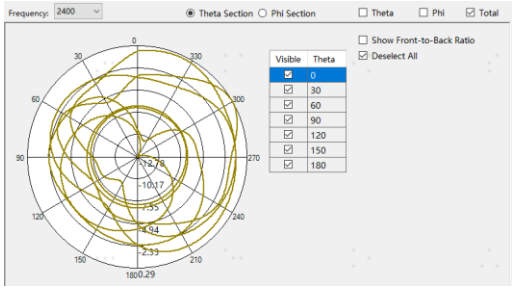

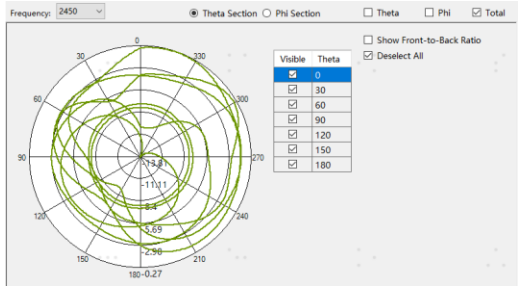

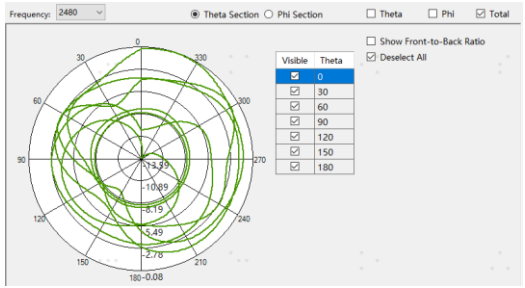

Phi Section

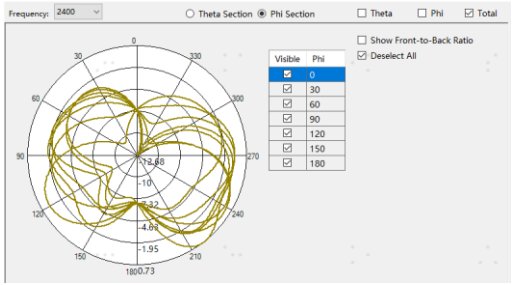

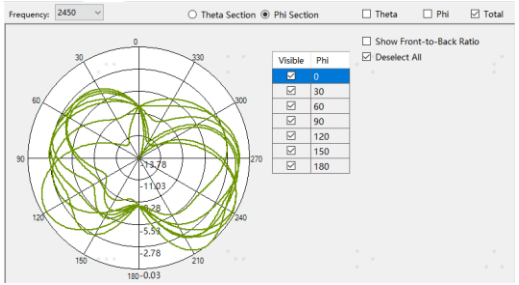

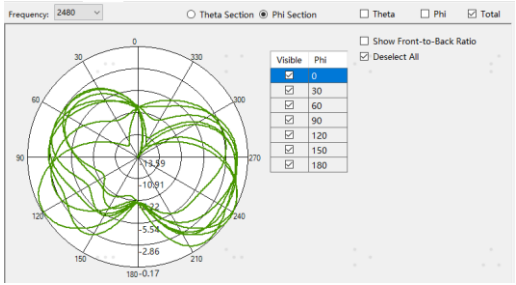

WiFi 5G

Theta Section

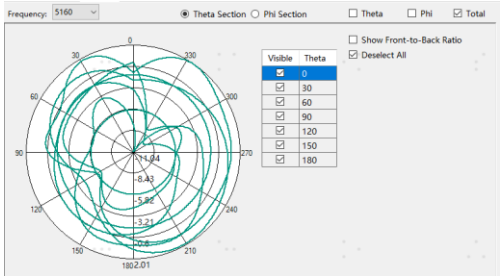

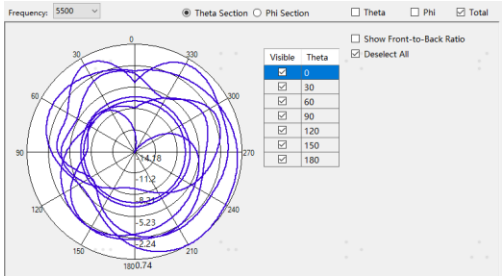

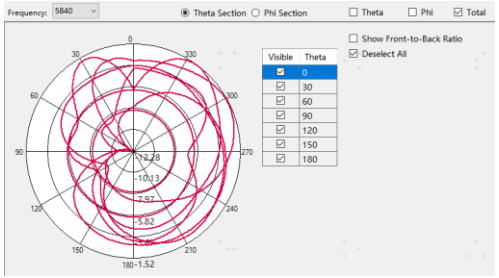

Phi Section

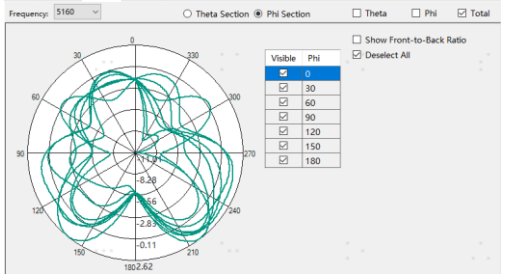

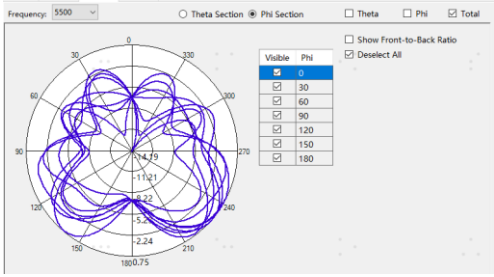

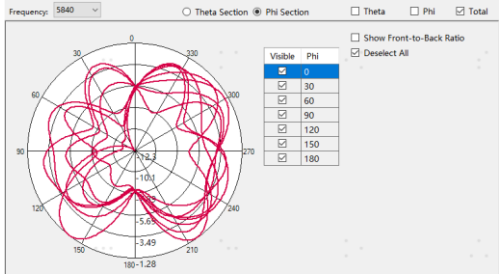

BT 2.4G

Theta Section

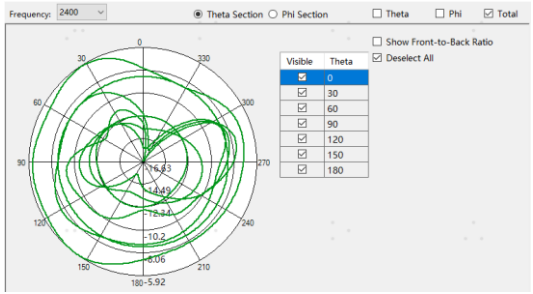

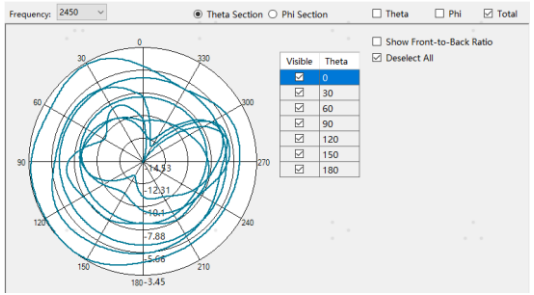

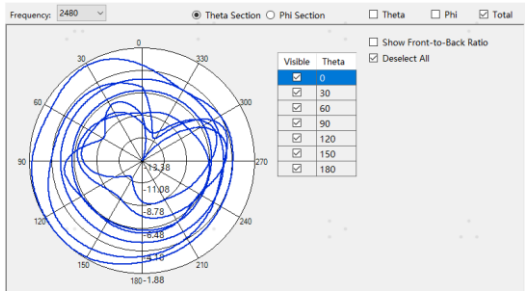

Phi Section

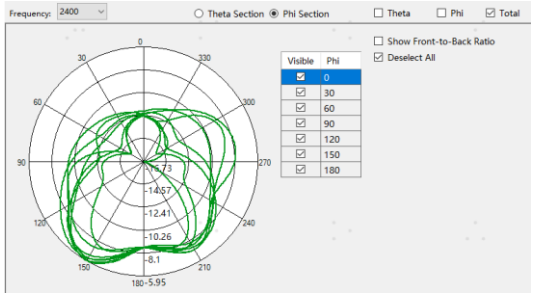

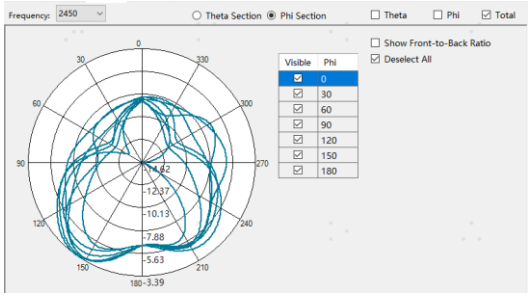

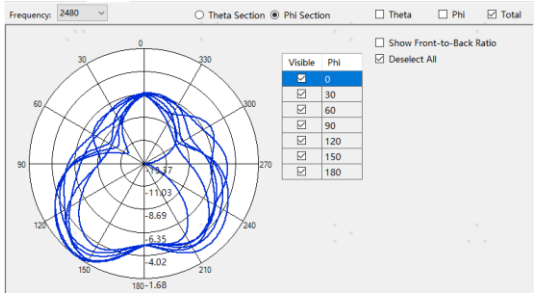

WiFi
2.4G :
L : -5dB M:-5dB H:-5dB
5G:
L : -12dB M:-9dB H:-6dB

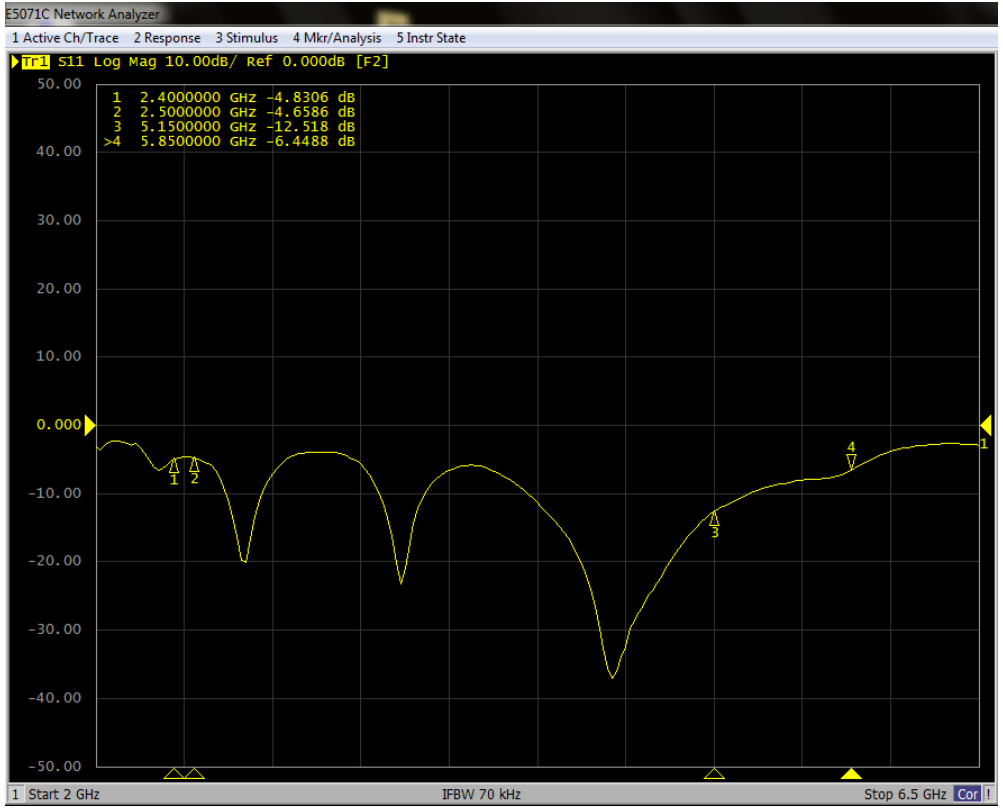
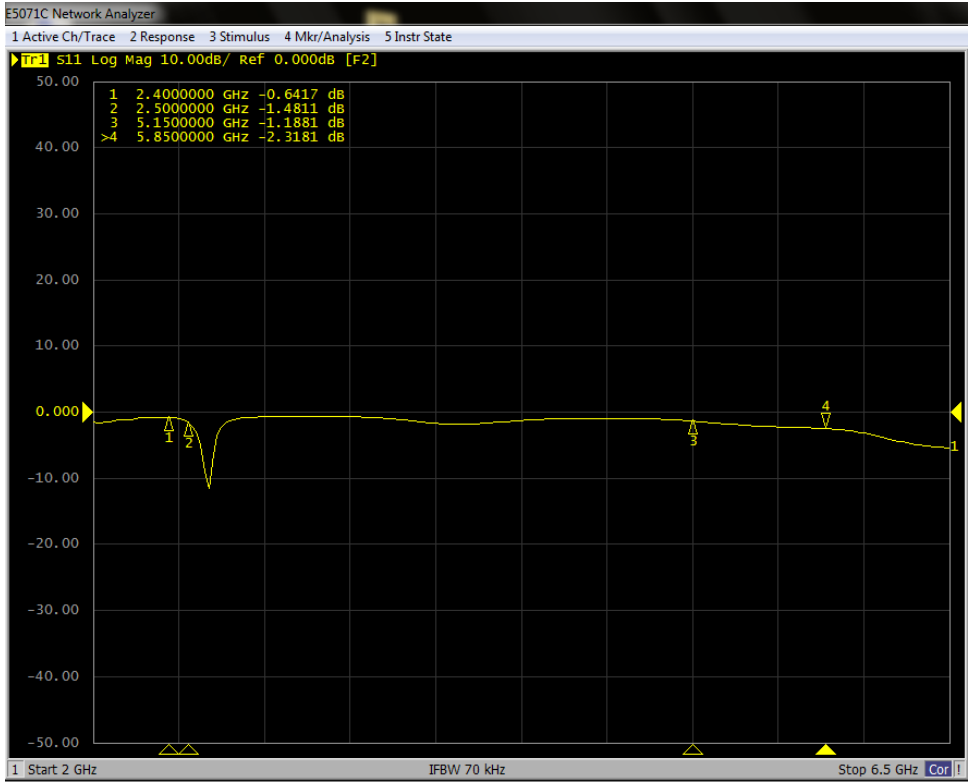
BT
2.4G :
L : -1dB M:-1dB H:-1.5dB