Test Result

ANT1:

TestMode	Frequency[MHz]	Result[dBm/3kHz]	Limit[dBm/3kHz]	Verdict
11B	2412	-13.6	≤8.00	PASS
	2437	-13.34	≤8.00	PASS
	2462	-11.45	≤8.00	PASS
11G	2412	-12.85	≤8.00	PASS
	2437	-12.27	≤8.00	PASS
	2462	-13.4	≤8.00	PASS
11N20SISO	2412	-15.45	≤8.00	PASS
	2437	-13.1	≤8.00	PASS
	2462	-13.41	≤8.00	PASS

ANT2:

TestMode	Frequency[MHz]	Result[dBm/3kHz]	Limit[dBm/3kHz]	Verdict
11B	2412	-13.92	≤8.00	PASS
	2437	-11.88	≤8.00	PASS
	2462	-12.1	≤8.00	PASS
11G	2412	-12.37	≤8.00	PASS
	2437	-12.03	≤8.00	PASS
	2462	-14.05	≤8.00	PASS
11N20SISO	2412	-16.31	≤8.00	PASS
	2437	-13.69	≤8.00	PASS
	2462	-14.69	≤8.00	PASS

ANT1+ANT2:

TestMode	Frequency[MHz]	Result[dBm/3kHz]	Limit[dBm/3kHz]	Verdict
11N20MIMO	2412	-12.85	≤8.00	PASS
	2437	-10.37	≤8.00	PASS
	2462	-10.99	≤8.00	PASS

Note:
When Duty cycle >98%, D.C.F is not required.

Test Graphs

11B_Ant1_2412

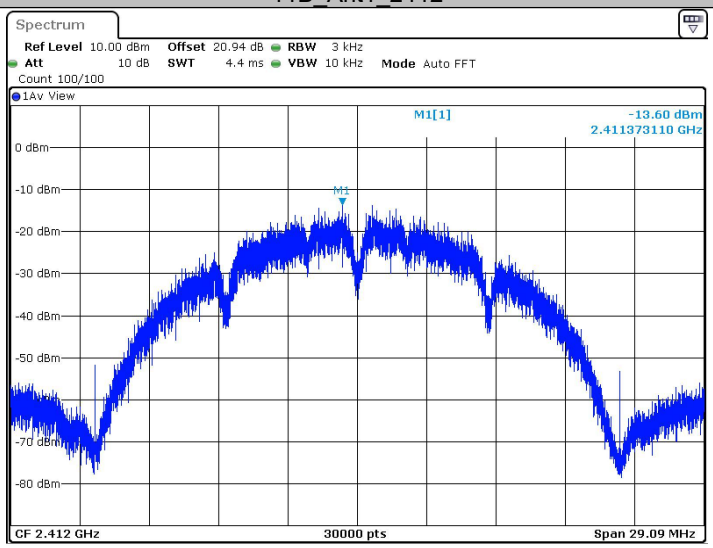

Date: 8.SEP.2023 16:35:36

11B_Ant1_2437

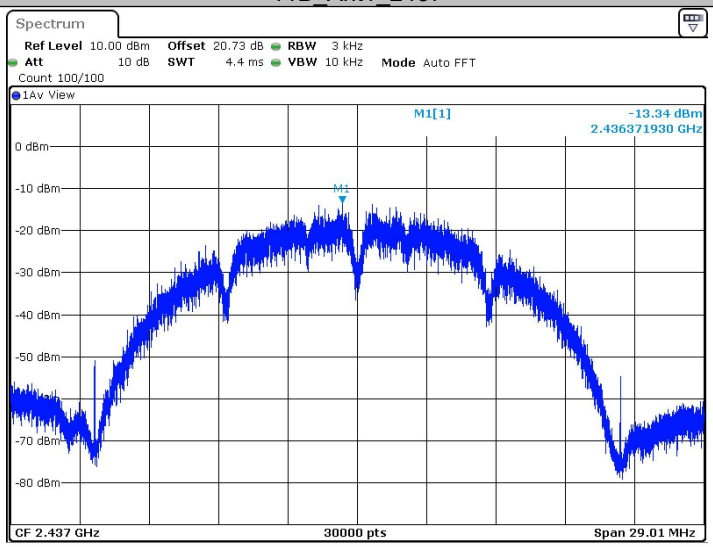

Date: 8.SEP.2023 16:37:32

11B_Ant1_2462

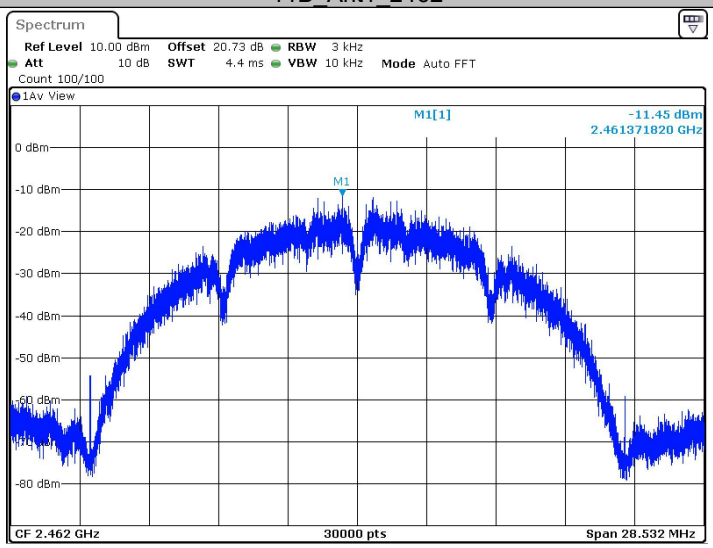

Date: 8.SEP.2023 16:39:27

11G_Ant1_2412

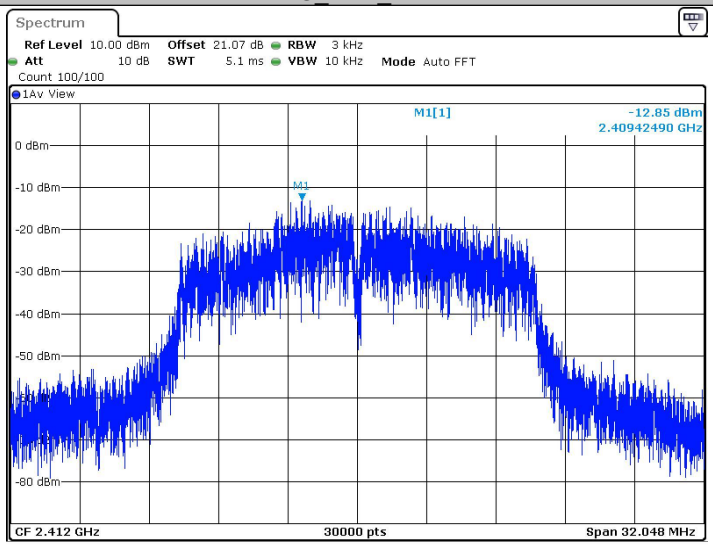

Date: 8.SEP.2023 16:41:19

11G_Ant1_2437

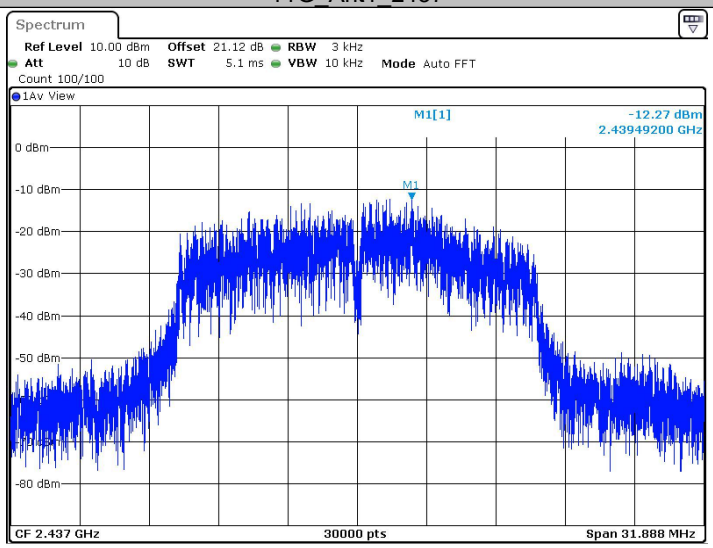

Date: 8.SEP.2023 16:43:43

11G_Ant1_2462

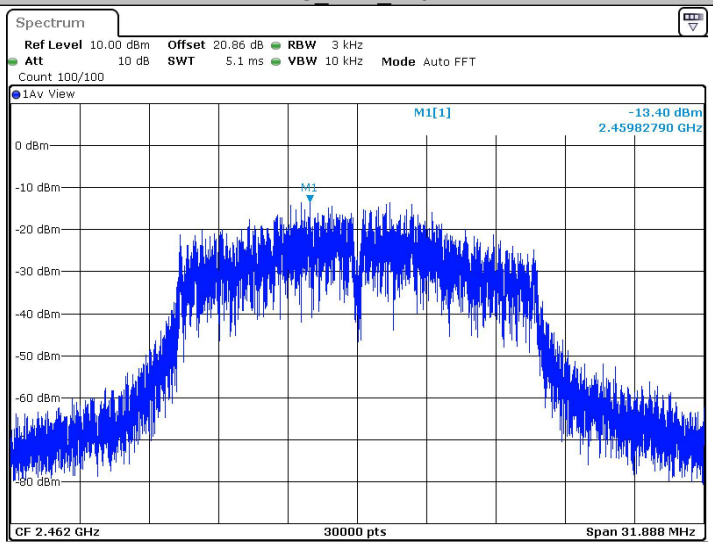

Date: 8.SEP.2023 16:55:18

11N20SISO_Ant1_2412

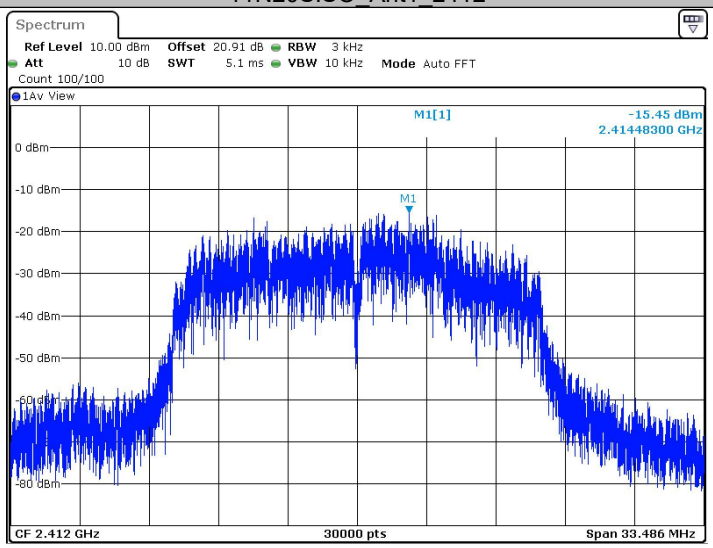

Date: 8.SEP.2023 16:57:39

11N20SISO_Ant1_2437

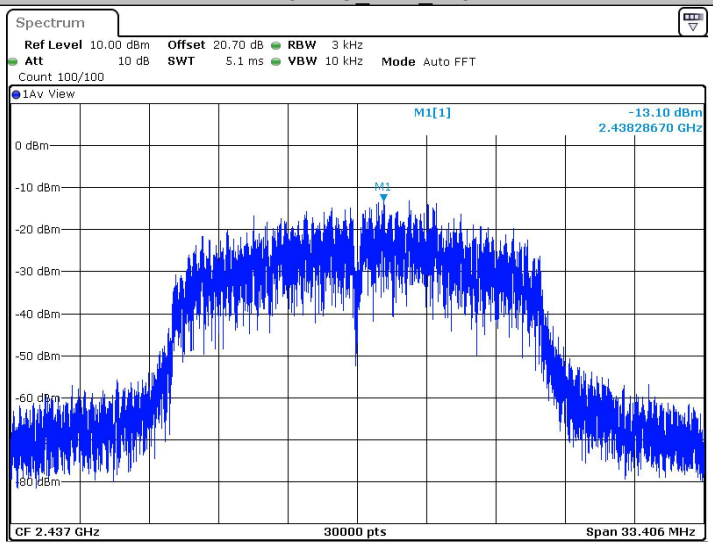

Date: 8.SEP.2023 16:59:18

11N20SISO_Ant1_2462

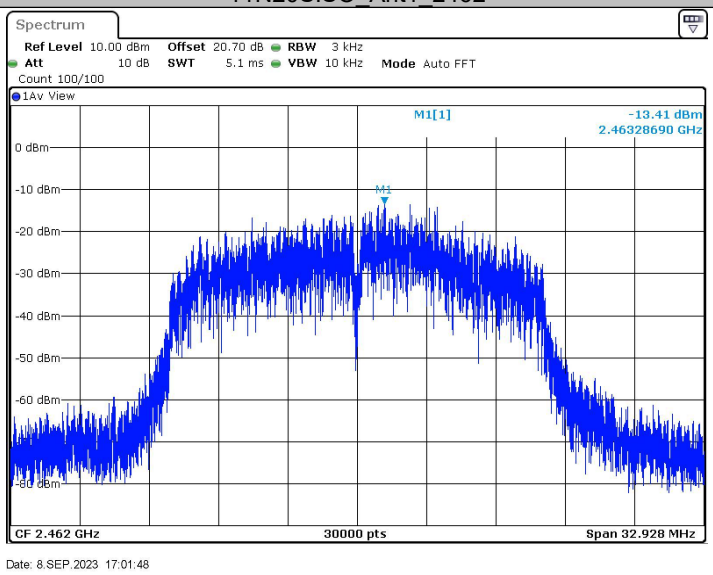

11B_Ant2_2412

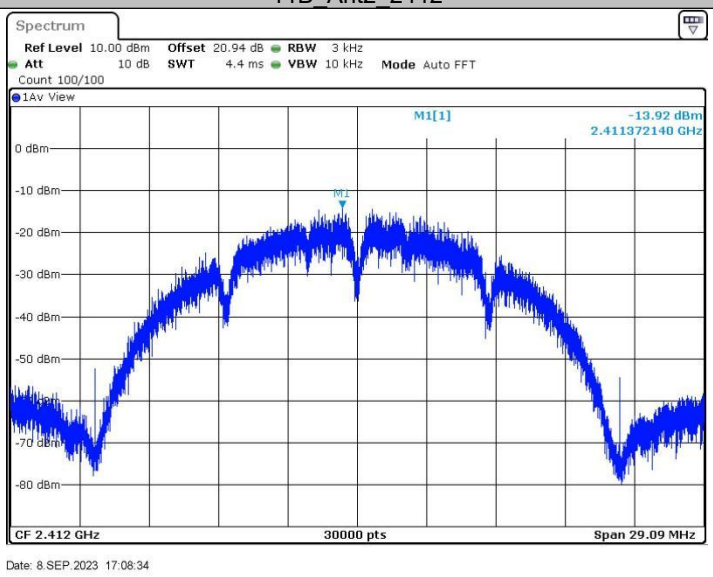

11B_Ant2_2437

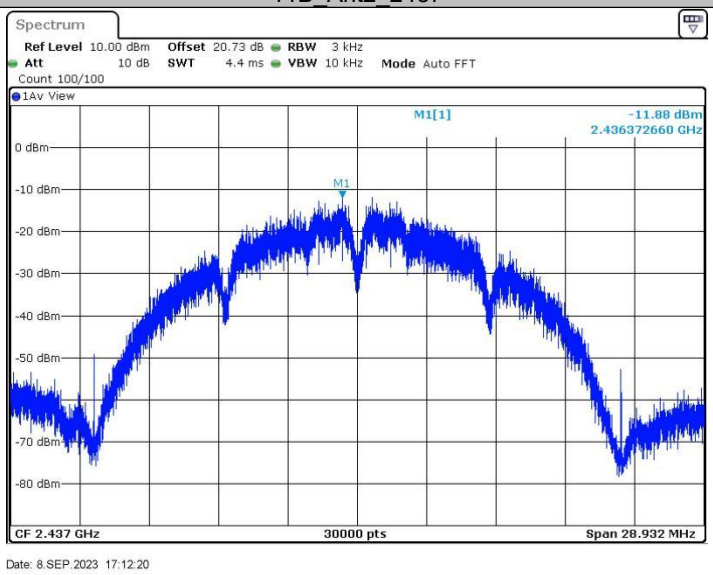

11B_Ant2_2462

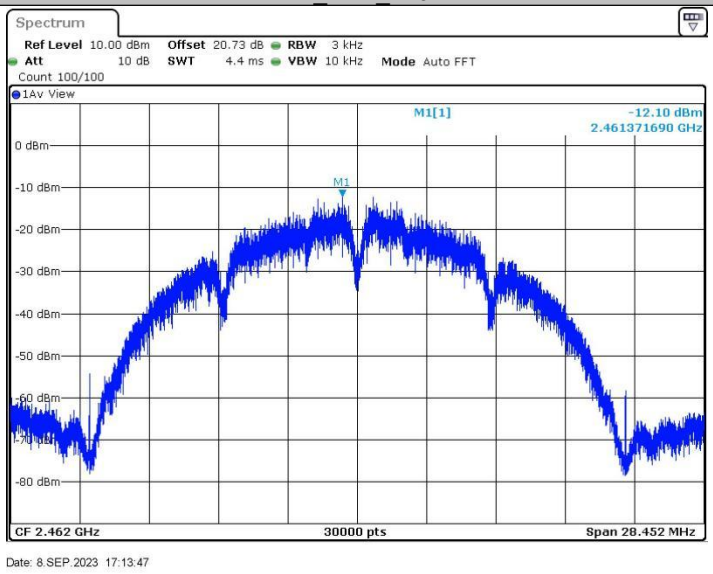

11G_Ant2_2412

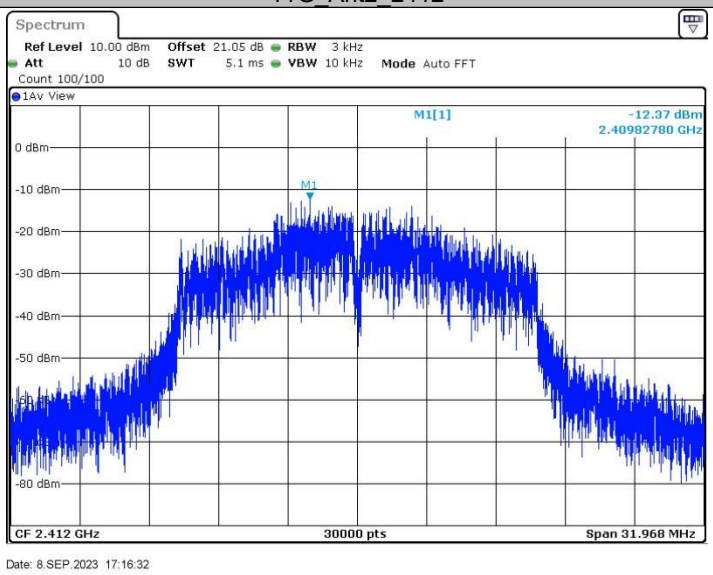

11G_Ant2_2437

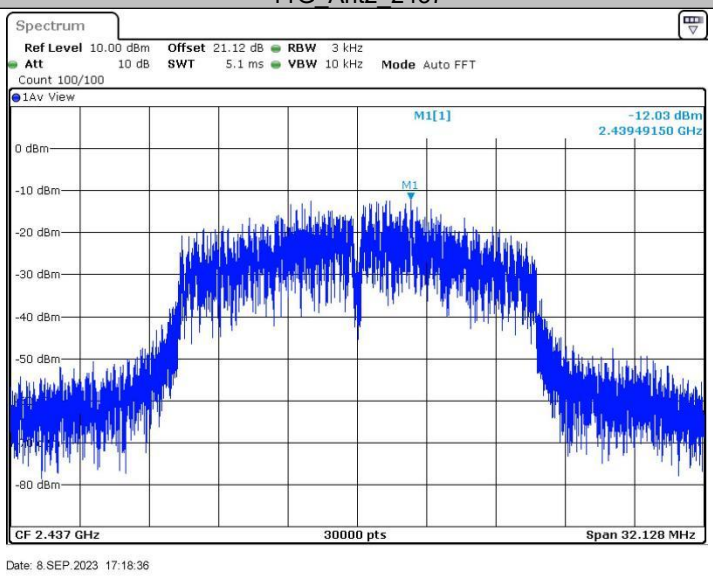

11G_Ant2_2462

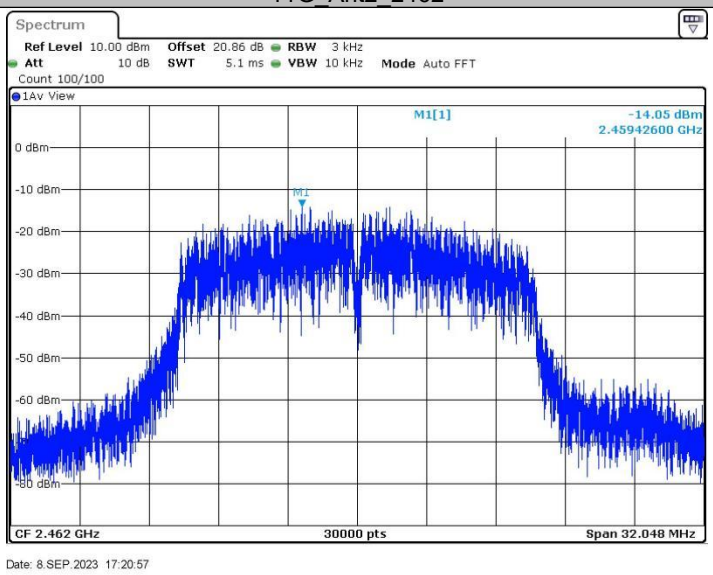

11N20SISO_Ant2_2412

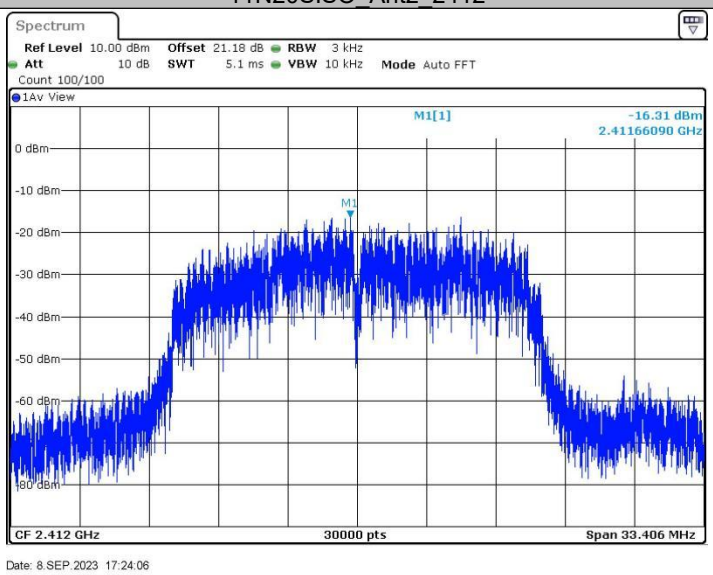

11N20SISO_Ant2_2437

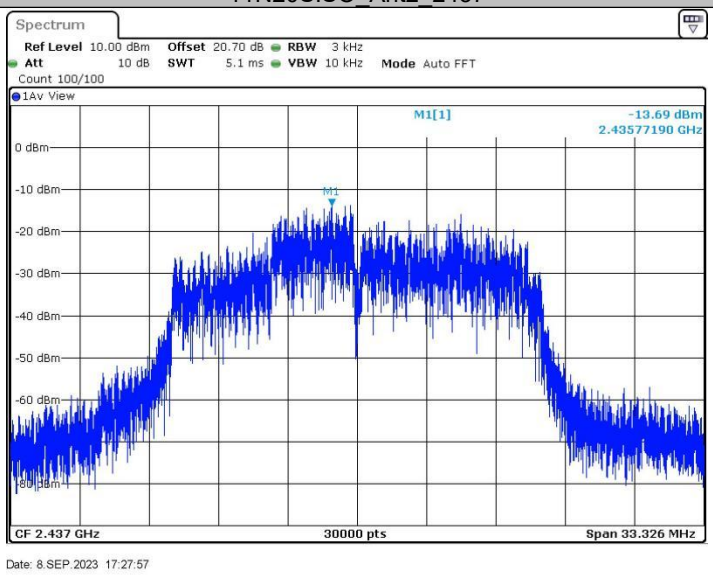

11N20SISO_Ant2_2462

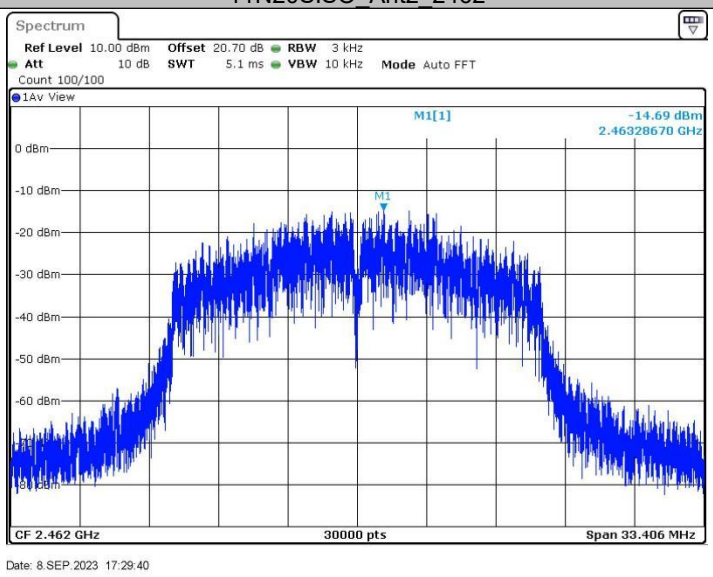

4.6 Band-edge for RF Conducted Emissions

Test Requirement:	47 CFR Part 15C Section 15.247 (d)
Test Method:	ANSI C63.10: 2013
Test Setup:	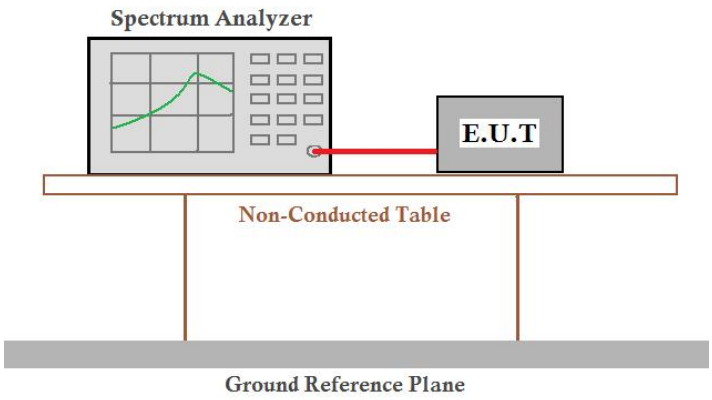 Offset=cable loss+ attenuation factor
Exploratory Test Mode:	Transmitting with all kind of modulations, data rates
. Final Test Mode:	Only the worst case is recorded in the report.
Limit:	In any 100 kHz bandwidth outside the frequency band in which the spread spectrum intentional radiator is operating, the radio frequency power that is produced by the intentional radiator shall be at least 20 dB below that in the 100 kHz bandwidth within the band that contains the highest level of the desired power, based on either an RF conducted or a radiated measurement.
Test Results:	Pass

Test Result

ANT1:

TestMode	ChName	Frequency[MHz]	RefLevel[dBm]	Result[dBm]	Limit[dBm]	Verdict
11B	Low	2412	1.89	-39.12	≤-28.11	PASS
	High	2462	3.47	-46.53	≤-26.53	PASS
11G	Low	2412	1.78	-36.75	≤-28.22	PASS
	High	2462	0.30	-46.73	≤-29.7	PASS
11N20SISO	Low	2412	0.79	-38.82	≤-29.21	PASS
	High	2462	2.28	-46.46	≤-27.72	PASS

ANT2:

TestMode	ChName	Frequency[MHz]	RefLevel[dBm]	Result[dBm]	Limit[dBm]	Verdict
11B	Low	2412	2.61	-38.75	≤-27.39	PASS
	High	2462	3.28	-46.71	≤-26.72	PASS
11G	Low	2412	2.65	-36.91	≤-27.35	PASS
	High	2462	2.86	-46.81	≤-27.14	PASS
11N20SISO	Low	2412	-1.82	-39.22	≤-31.82	PASS
	High	2462	3.12	-47.58	≤-26.88	PASS

4.6.1 Test Graphs

11B_Ant1_Low_2412

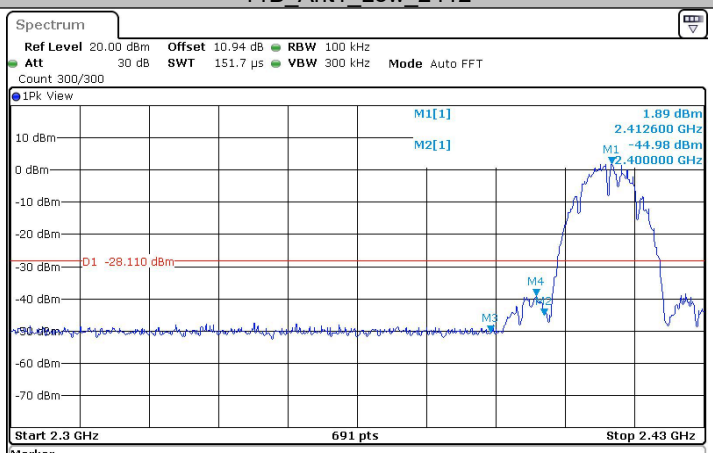

Marker

Type	Ref	Trc	X-value	Y-value	Function	Function Result
M1		1	2.4126 GHz	1.89 dBm		
M2		1	2.4 GHz	-44.98 dBm		
M3		1	2.39 GHz	-50.29 dBm		
M4		1	2.398536 GHz	-39.12 dBm		

Date: 8.SEP.2023 16:35:46

11B_Ant1_High_2462

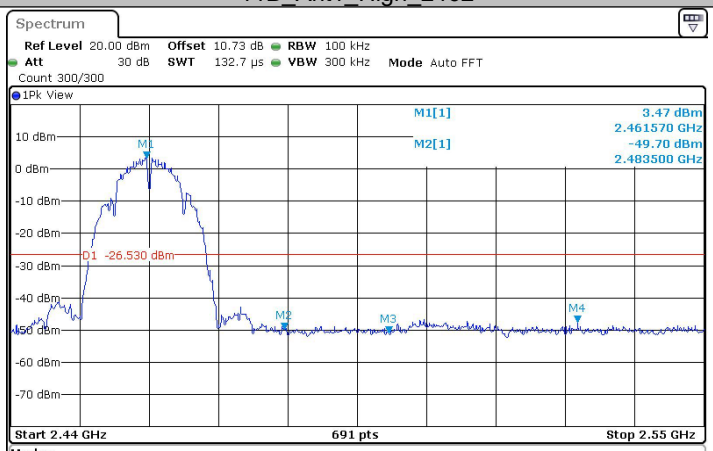

Marker

Type	Ref	Trc	X-value	Y-value	Function	Function Result
M1		1	2.46157 GHz	3.47 dBm		
M2		1	2.4835 GHz	-49.70 dBm		
M3		1	2.5 GHz	-50.38 dBm		
M4		1	2.529913 GHz	-46.53 dBm		

Date: 8.SEP.2023 16:39:37

11G_Ant1_Low_2412

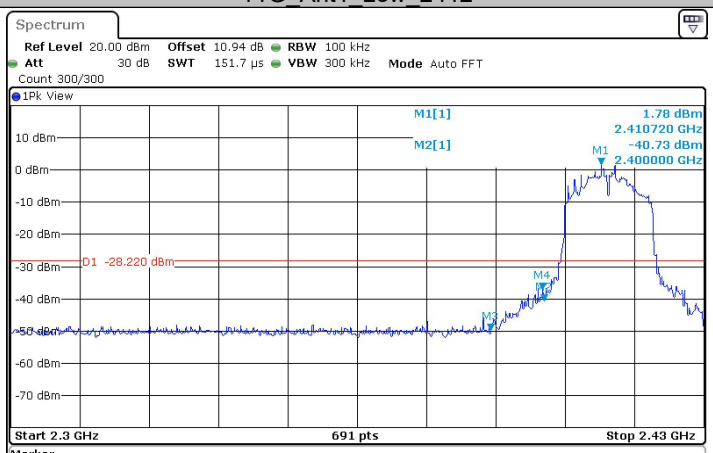

Marker

Type	Ref	Trc	X-value	Y-value	Function	Function Result
M1		1	2.41072 GHz	1.78 dBm		
M2		1	2.4 GHz	-40.73 dBm		
M3		1	2.39 GHz	-49.80 dBm		
M4		1	2.399667 GHz	-36.75 dBm		

Date: 8.SEP.2023 16:41:29

11G_Ant1_High_2462

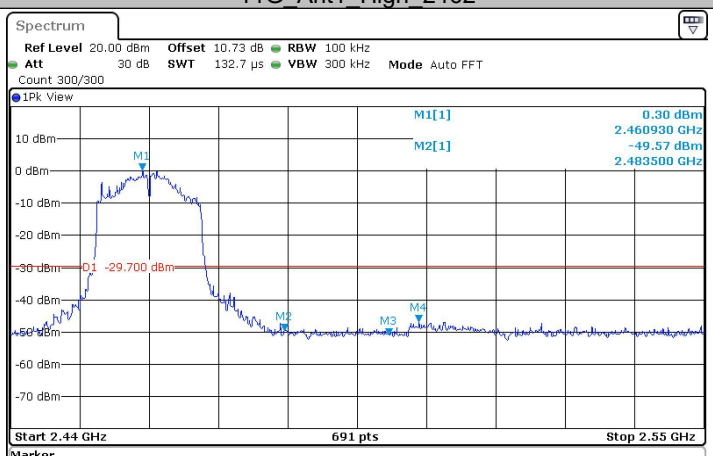

Marker

Type	Ref	Trc	X-value	Y-value	Function	Function Result
M1		1	2.46093 GHz	0.30 dBm		
M2		1	2.4835 GHz	-49.57 dBm		
M3		1	2.5 GHz	-50.70 dBm		
M4		1	2.504725 GHz	-46.73 dBm		

Date: 8.SEP.2023 16:55:29

11N20SISO_Ant1_Low_2412

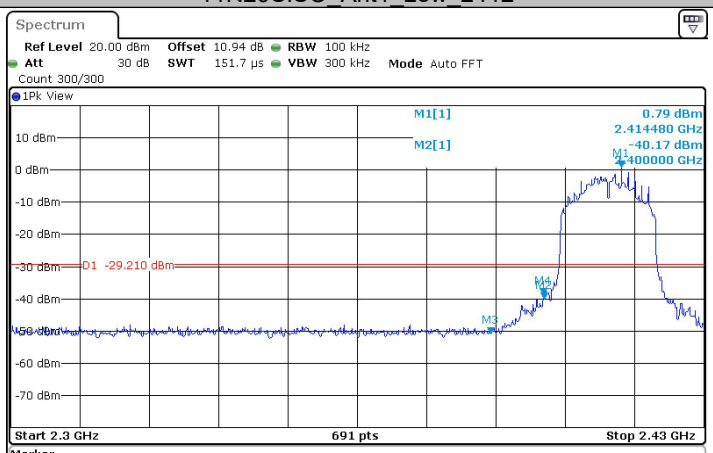

Marker

Type	Ref	Trc	X-value	Y-value	Function	Function Result
M1		1	2.41448 GHz	0.79 dBm		
M2		1	2.4 GHz	-40.17 dBm		
M3		1	2.39 GHz	-50.81 dBm		
M4		1	2.399855 GHz	-38.82 dBm		

Date: 8.SEP.2023 16:57:49

11N20SISO_Ant1_High_2462

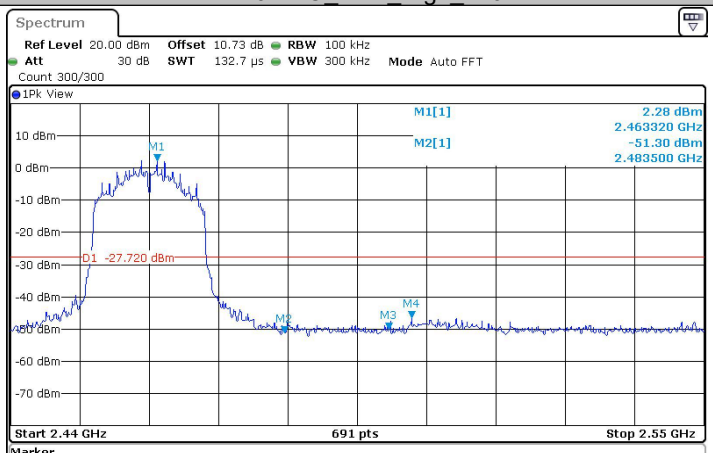

Marker

Type	Ref	Trc	X-value	Y-value	Function	Function Result
M1		1	2.46332 GHz	2.28 dBm		
M2		1	2.4835 GHz	-51.30 dBm		
M3		1	2.5 GHz	-50.55 dBm		
M4		1	2.503609 GHz	-46.46 dBm		

Date: 8.SEP.2023 17:01:59

11B_Ant2_Low_2412

11B_Ant2_High_2462

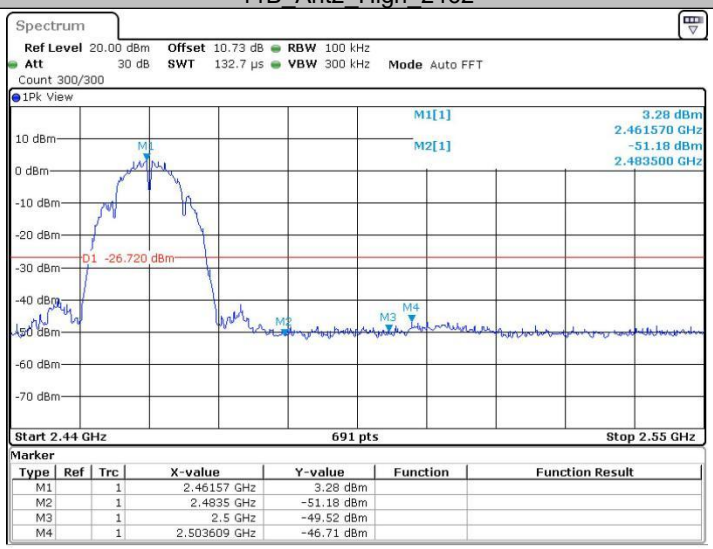

11G_Ant2_Low_2412

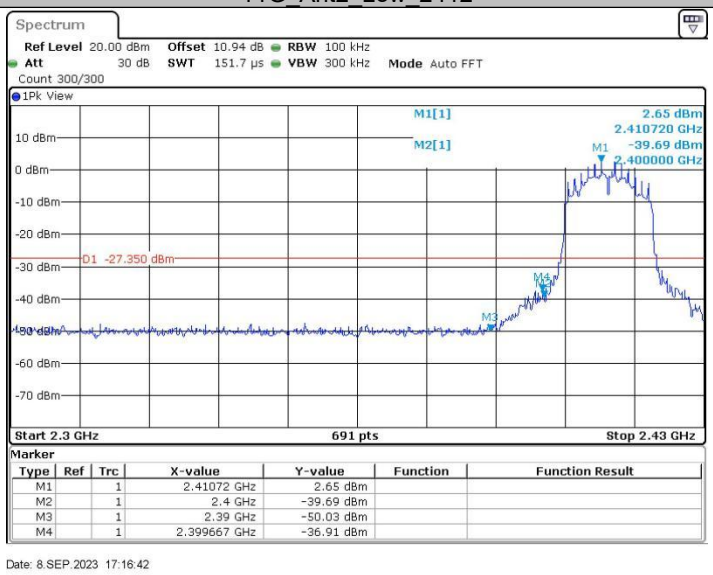

11G_Ant2_High_2462

11N20SISO_Ant2_Low_2412

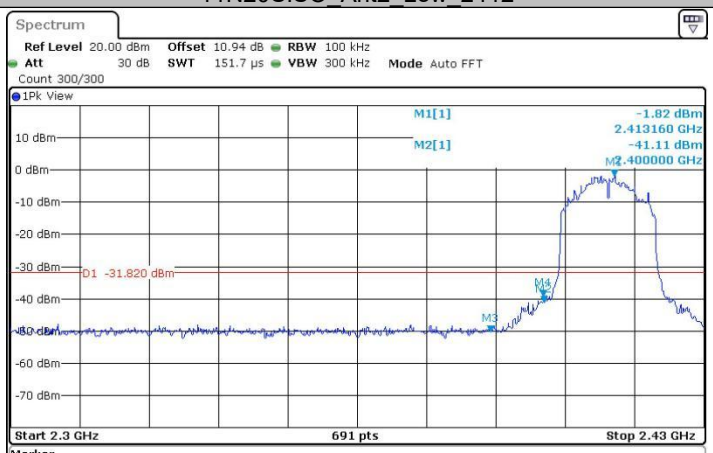

Marker

Type	Ref	Trc	X-value	Y-value	Function	Function Result
M1		1	2.41316 GHz	-1.82 dBm		
M2		1	2.4 GHz	-41.11 dBm		
M3		1	2.39 GHz	-50.39 dBm		
M4		1	2.399855 GHz	-39.22 dBm		

Date: 8.SEP.2023 17:24:17

11N20SISO_Ant2_High_2462

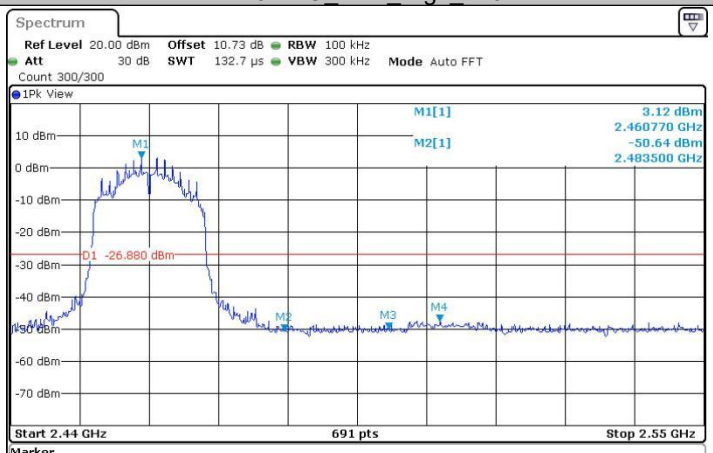

Marker

Type	Ref	Trc	X-value	Y-value	Function	Function Result
M1		1	2.46077 GHz	3.12 dBm		
M2		1	2.4835 GHz	-50.64 dBm		
M3		1	2.5 GHz	-50.39 dBm		
M4		1	2.508072 GHz	-47.58 dBm		

Date: 8.SEP.2023 17:29:50

4.7 RF Conducted Spurious Emissions

Test Requirement:	47 CFR Part 15C Section 15.247 (d)
Test Method:	ANSI C63.10: 2013
Test Setup:	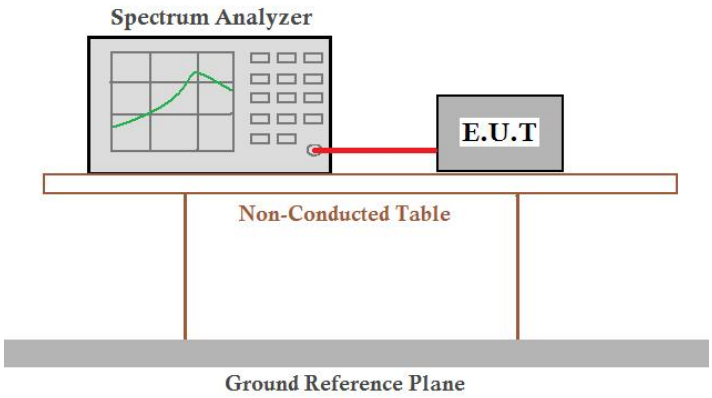 Offset=cable loss+ attenuation factor
Exploratory Test Mode:	Transmitting with all kind of modulations, data rates
Final Test Mode:	Only the worst case is recorded in the report.
Limit:	In any 100 kHz bandwidth outside the frequency band in which the spread spectrum intentional radiator is operating, the radio frequency power that is produced by the intentional radiator shall be at least 20 dB below that in the 100 kHz bandwidth within the band that contains the highest level of the desired power, based on either an RF conducted or a radiated measurement.
Test Results:	Pass

Test Result

ANT1:

TestMode	Frequency[MHz]	FreqRange [Mhz]	RefLevel [dBm]	Result [dBm]	Limit [dBm]	Verdict
11B	2412	Reference	2.51	2.51	---	PASS
		30~1000	2.51	-54.75	≤-27.49	PASS
		1000~26500	2.51	-46.83	≤-27.49	PASS
	2437	Reference	3.89	3.89	---	PASS
		30~1000	3.89	-54.95	≤-26.11	PASS
		1000~26500	3.89	-53.09	≤-26.11	PASS
	2462	Reference	3.98	3.98	---	PASS
		30~1000	3.98	-56.14	≤-26.02	PASS
		1000~26500	3.98	-52.78	≤-26.02	PASS
11G	2412	Reference	2.64	2.64	---	PASS
		30~1000	2.64	-55.35	≤-27.36	PASS
		1000~26500	2.64	-51.8	≤-27.36	PASS
	2437	Reference	4.46	4.46	---	PASS
		30~1000	4.46	-55.06	≤-25.54	PASS
		1000~26500	4.46	-52.61	≤-25.54	PASS
	2462	Reference	2.79	2.79	---	PASS
		30~1000	2.79	-53.98	≤-27.21	PASS
		1000~26500	2.79	-52.63	≤-27.21	PASS
11N20SISO	2412	Reference	1.48	1.48	---	PASS
		30~1000	1.48	-54.87	≤-28.52	PASS
		1000~26500	1.48	-52.01	≤-28.52	PASS
	2437	Reference	3.09	3.09	---	PASS
		30~1000	3.09	-54.34	≤-26.91	PASS
		1000~26500	3.09	-52.73	≤-26.91	PASS
	2462	Reference	3.05	3.05	---	PASS
		30~1000	3.05	-54.57	≤-26.95	PASS
		1000~26500	3.05	-52.55	≤-26.95	PASS