Appendix E

RF Test Data for 5.5GWIFI(Conducted Measurement)

Product Name: Tablet device

Test Model: Sundial

Environmental Conditions

Temperature:	23.8° C
Relative Humidity:	52.1%
ATM Pressure:	100.0 kPa
Test Engineer:	Nick Peng
Supervised by:	Ling Zhu

E.1 26dB Emission Bandwidth

Test Result

TestMode	Antenna	Frequency[MHz]	26db EBW [MHz]	FL[MHz]	FH[MHz]	Limit[MHz]	Verdict
11A	Ant1	5500	27.600	5485.440	5513.040	---	---
		5580	28.000	5564.920	5592.920	---	---
		5700	25.640	5686.840	5712.480	---	---
11N20SISO	Ant1	5500	35.160	5483.360	5518.520	---	---
		5580	31.880	5564.320	5596.200	---	---
		5700	30.840	5684.680	5715.520	---	---
11N40SISO	Ant1	5510	49.440	5485.120	5534.560	---	---
		5550	45.360	5528.960	5574.320	---	---
		5670	45.360	5649.280	5694.640	---	---
11AC20SISO	Ant1	5500	30.680	5485.520	5516.200	---	---
		5580	31.840	5564.640	5596.480	---	---
		5700	30.880	5683.960	5714.840	---	---
11AC40SISO	Ant1	5510	49.680	5484.320	5534.000	---	---
		5550	44.160	5528.320	5572.480	---	---
		5670	46.160	5649.280	5695.440	---	---
11AC80SISO	Ant1	5530	99.680	5478.160	5577.840	---	---
		5610	94.080	5565.520	5659.600	---	---

Test Graphs

11A_Ant1_5500

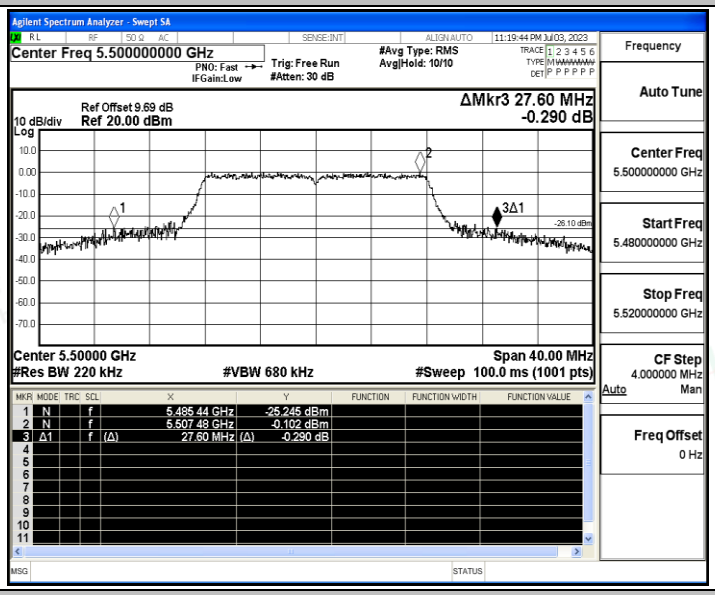

11A_Ant1_5580

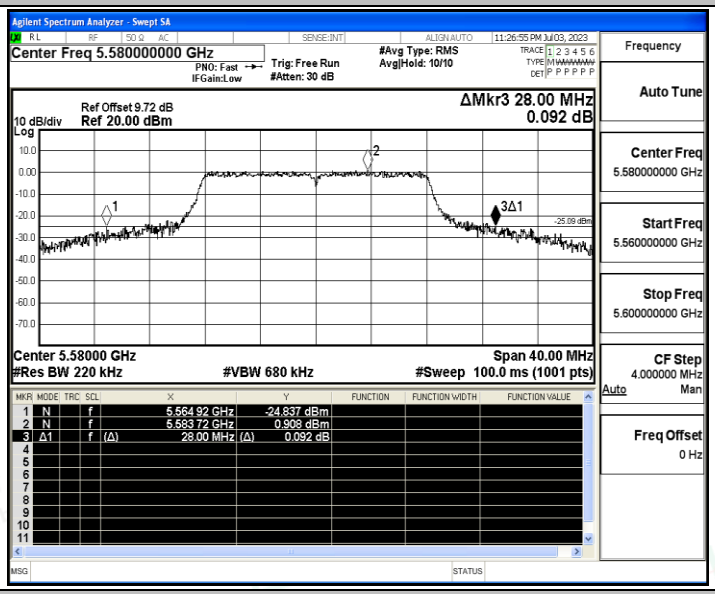

11A_Ant1_5700

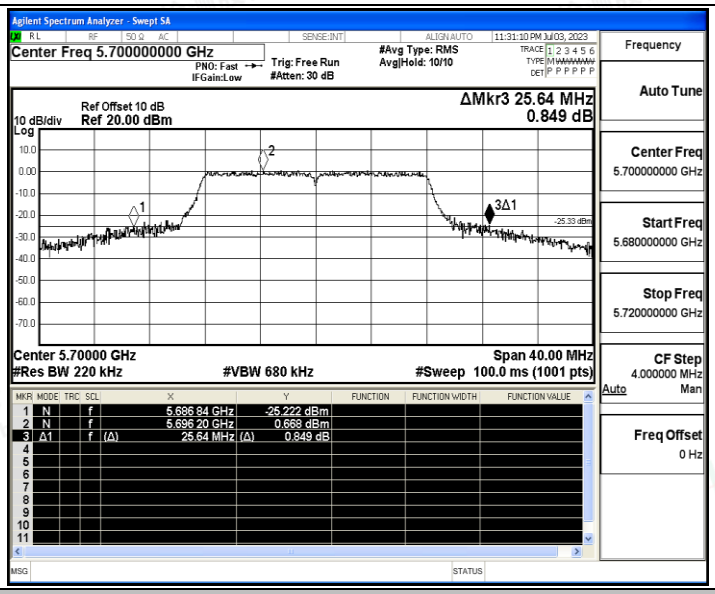

11N20SISO_Ant1_5500

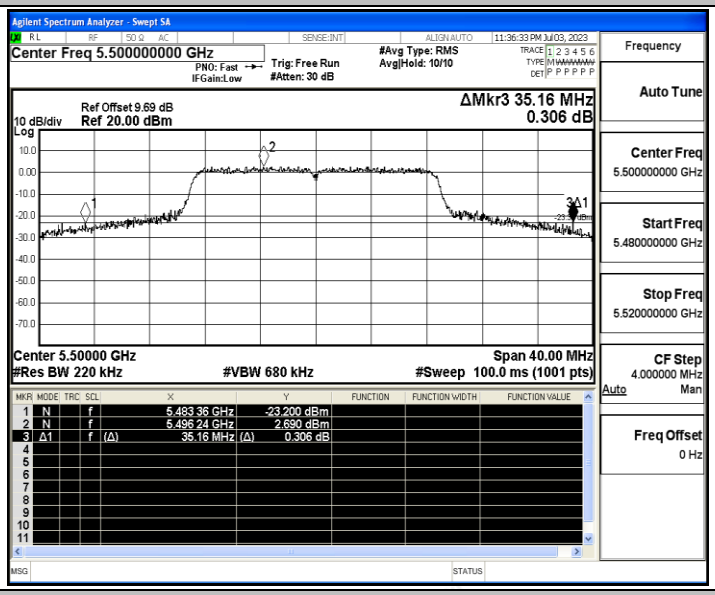

11N20SISO_Ant1_5580

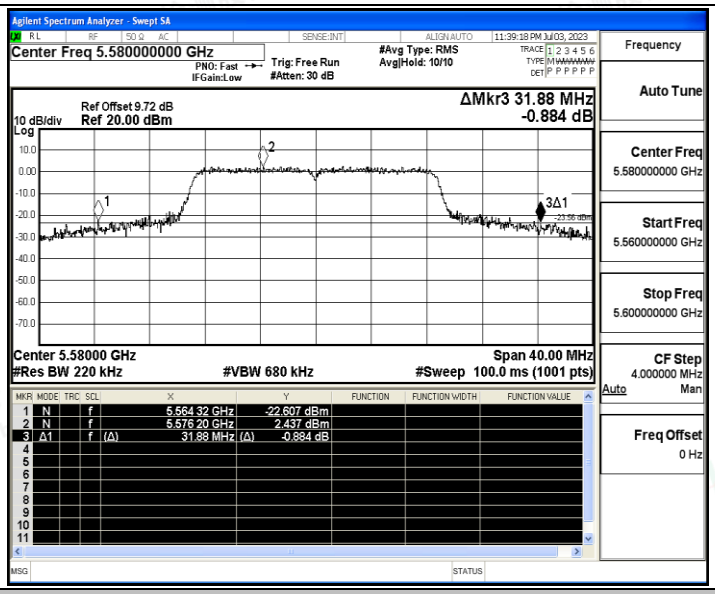

11N20SISO_Ant1_5700

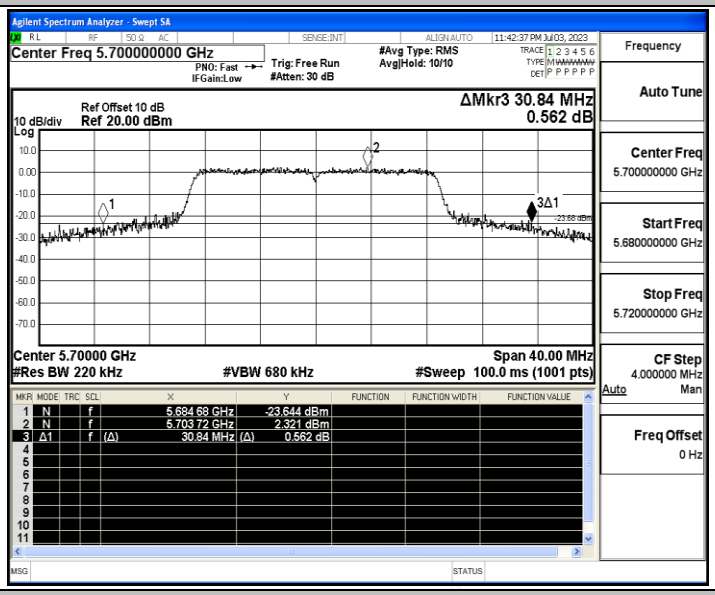

11N40SISO_Ant1_5510

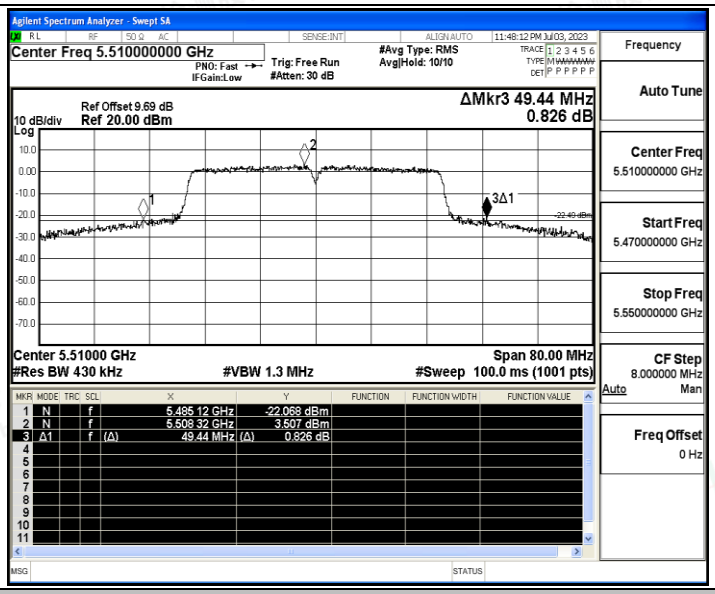

11N40SISO_Ant1_5550

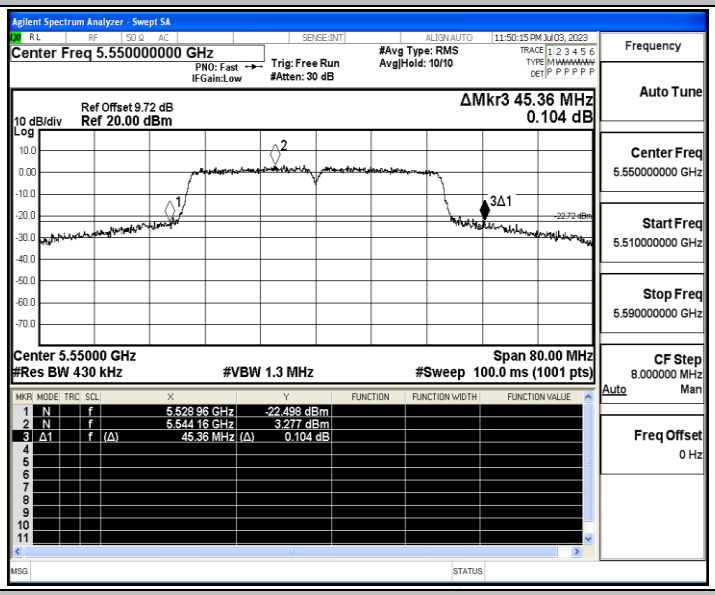

11N40SISO_Ant1_5670

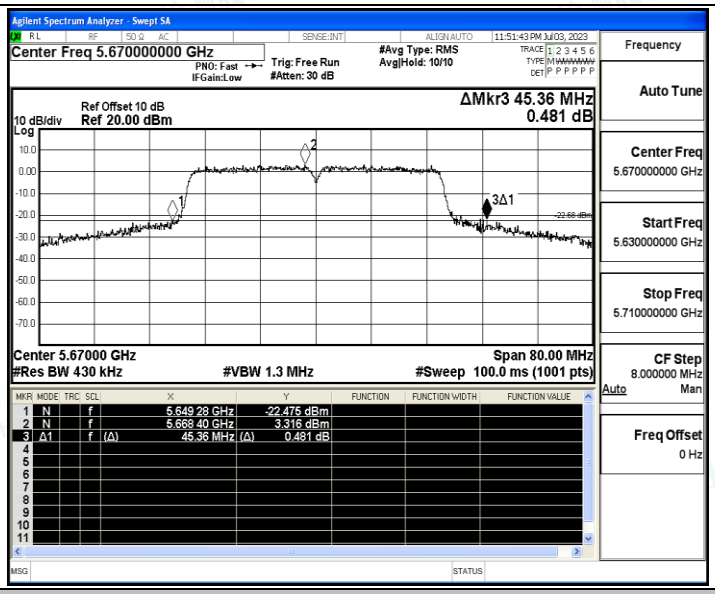

11AC20SISO_Ant1_5500

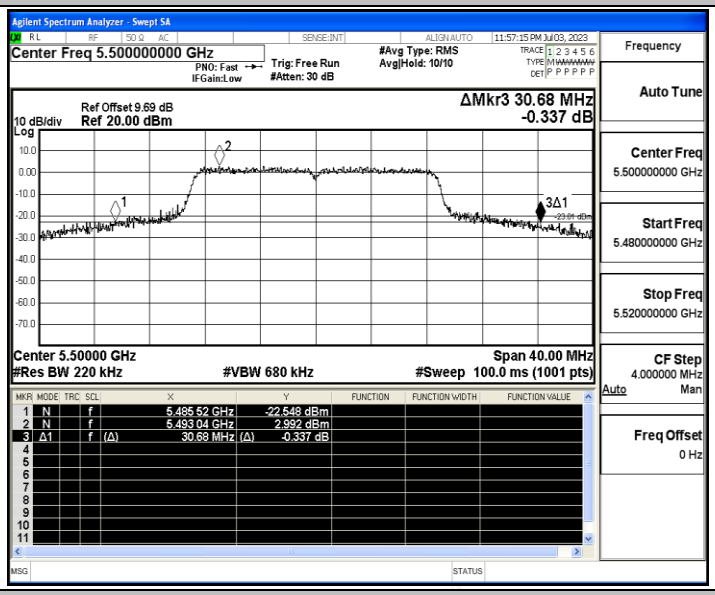

11AC20SISO_Ant1_5580

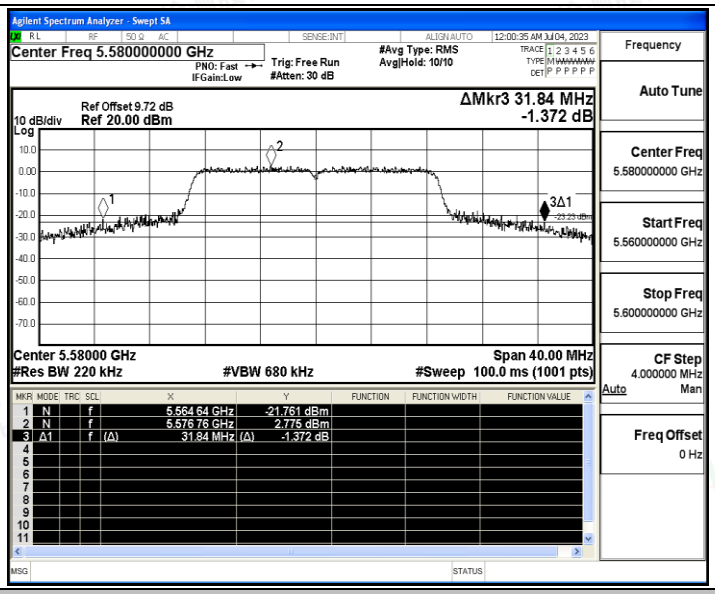

11AC20SISO_Ant1_5700

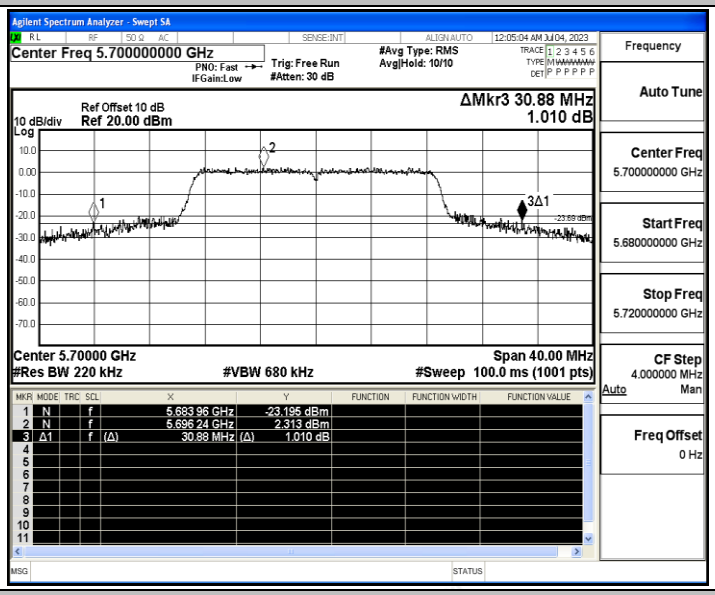

11AC40SISO_Ant1_5510

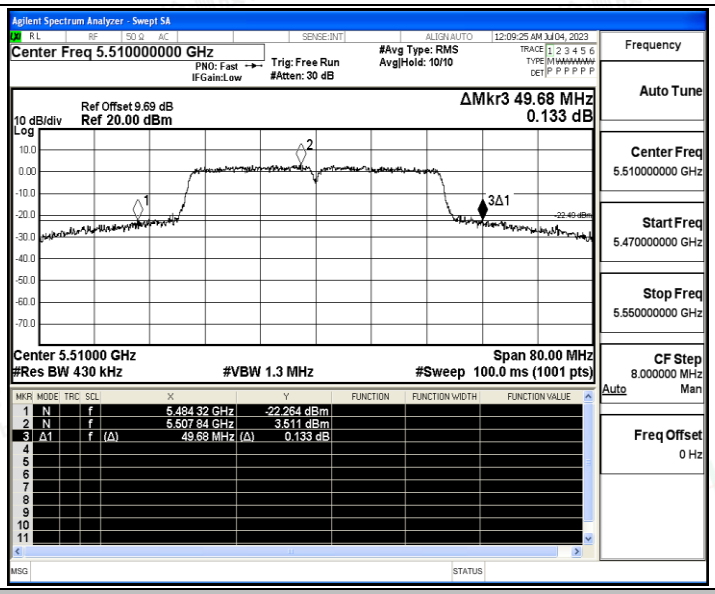

11AC40SISO_Ant1_5550

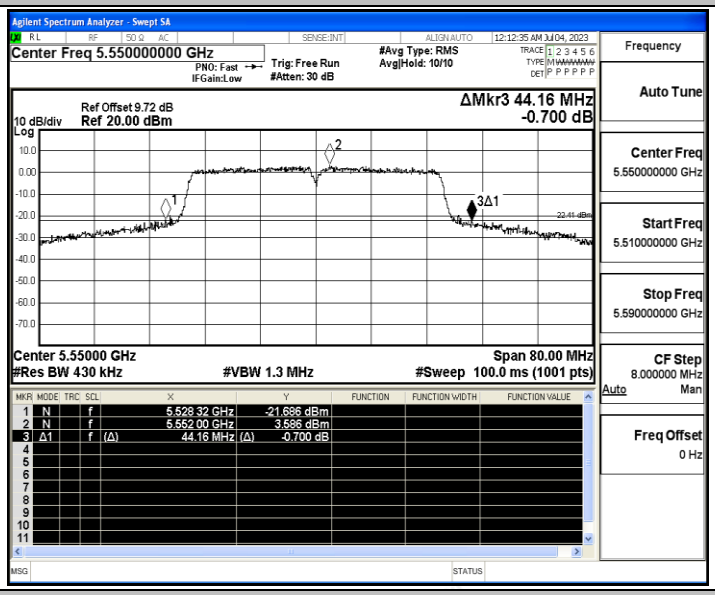

11AC40SISO_Ant1_5670

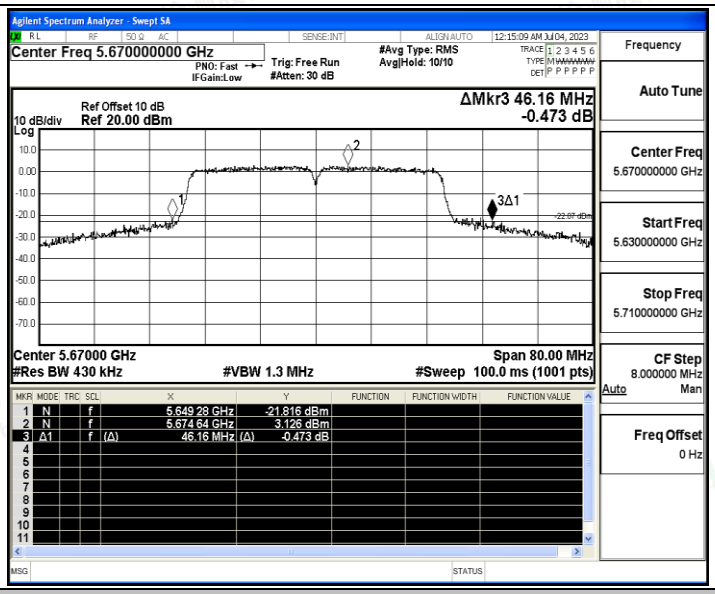

11AC80SISO_Ant1_5530

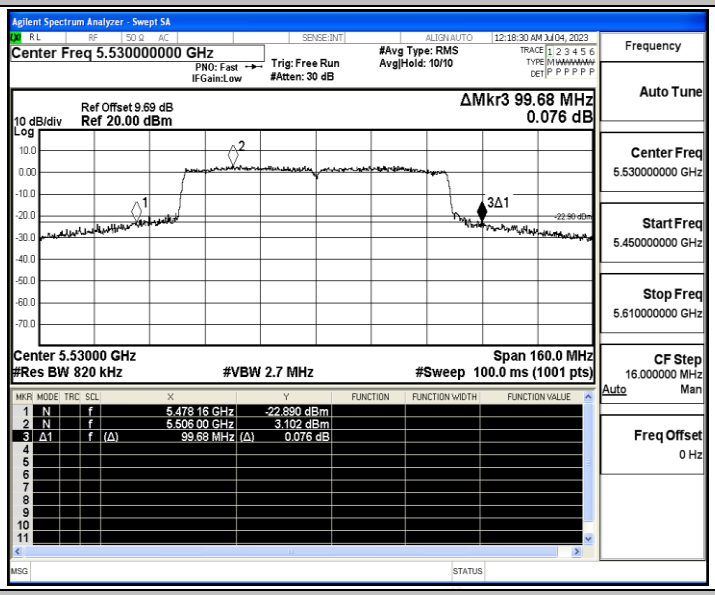

11AC80SISO_Ant1_5610

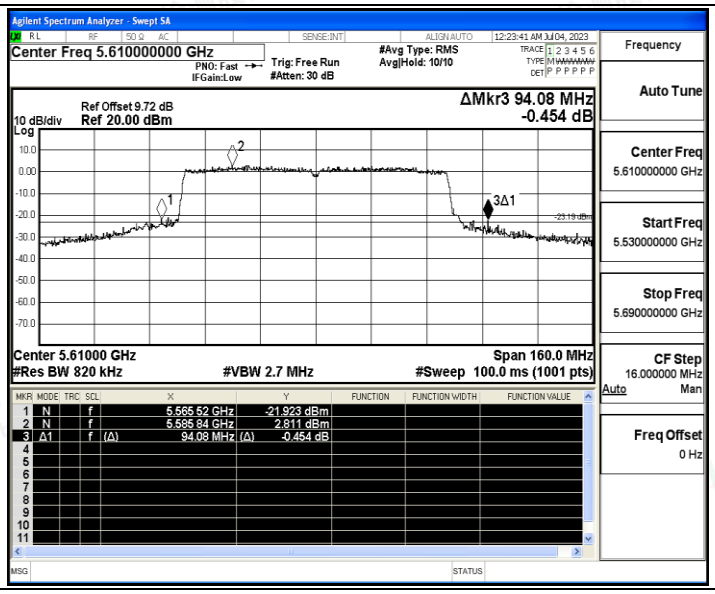
Agilent Spectrum Analyzer - Swept SA
Center Freq 5.610000000 GHz
PNO: Fast
IFGain:Low
Trig: Free Run
#Atten: 30 dB
#Avg Type: RMS
Avg|Hold: 10/10
12:23:41 AM Jul 04, 2023
Ref Offset 9.72 dB
10 dB/div Ref 20.00 dBm
Log
ΔMkr3 94.08 MHz
-0.454 dB
Center 5.61000 GHz
#Res BW 820 kHz
#VBW 2.7 MHz
Span 160.0 MHz
#Sweep 100.0 ms (1001 pts)
1 N f 5.565 52 GHz -21.923 dBm
2 N f 5.585 84 GHz 2.811 dBm
3 Δ1 f (Δ) 94.08 MHz (Δ) -0.454 dB
Frequency
Auto Tune
Center Freq 5.610000000 GHz
Start Freq 5.530000000 GHz
Stop Freq 5.690000000 GHz
CF Step 16.000000 MHz
Auto Man
Freq Offset 0 Hz

E.2 Maximum conducted output power

Test Result Channel Power

Test Mode	Antenna	Frequency[MHz]	Result [dBm]	Limit [dBm]	Verdict
11A	Ant1	5500	13.46	≤24	PASS
		5580	13.31	≤24	PASS
		5700	13.63	≤24	PASS
11N20SISO	Ant1	5500	12.41	≤24	PASS
		5580	13.09	≤24	PASS
		5700	13.48	≤24	PASS
11N40SISO	Ant1	5510	12.79	≤24	PASS
		5550	12.97	≤24	PASS
		5670	13.86	≤24	PASS
11AC20SISO	Ant1	5500	13.77	≤24	PASS
		5580	13.13	≤24	PASS
		5700	13.43	≤24	PASS
11AC40SISO	Ant1	5510	12.36	≤24	PASS
		5550	12.47	≤24	PASS
		5670	13.36	≤24	PASS
11AC80SISO	Ant1	5530	9.68	≤24	PASS
		5610	10.53	≤24	PASS

Note：The Duty Cycle Factor is compensated in the graph.

E.3 Maximum power spectral density

Test Result

TestMode	Antenna	Frequency[MHz]	Result [dBm/MHz]	Limit[dBm/MHz]	Verdict
11A	Ant1	5500	-1.53	≤11.00	PASS
		5580	-0.39	≤11.00	PASS
		5700	-0.35	≤11.00	PASS
11N20SISO	Ant1	5500	1.39	≤11.00	PASS
		5580	1.28	≤11.00	PASS
		5700	1.49	≤11.00	PASS
11N40SISO	Ant1	5510	-1.71	≤11.00	PASS
		5550	-1.82	≤11.00	PASS
		5670	-1.56	≤11.00	PASS
11AC20SISO	Ant1	5500	1.43	≤11.00	PASS
		5580	1.31	≤11.00	PASS
		5700	1.31	≤11.00	PASS
11AC40SISO	Ant1	5510	-1.8	≤11.00	PASS
		5550	-1.97	≤11.00	PASS
		5670	-1.65	≤11.00	PASS
11AC80SISO	Ant1	5530	-5	≤11.00	PASS
		5610	-4.53	≤11.00	PASS

Note：1.The Result and Limit Unit is dBm/500 kHz in the band 5.725–5.85 GHz.
2.The Duty Cycle Factor and RBW Factor is compensated in the graph.

Test Graphs

11A_Ant1_5500

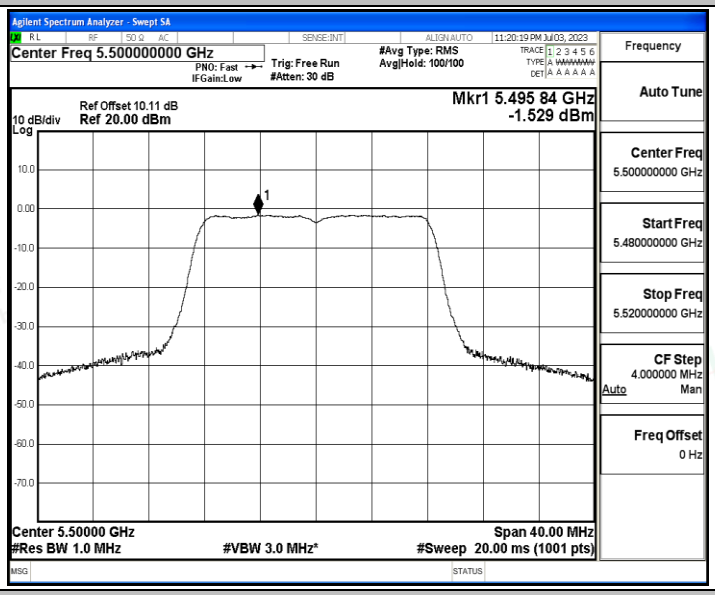

11A_Ant1_5580

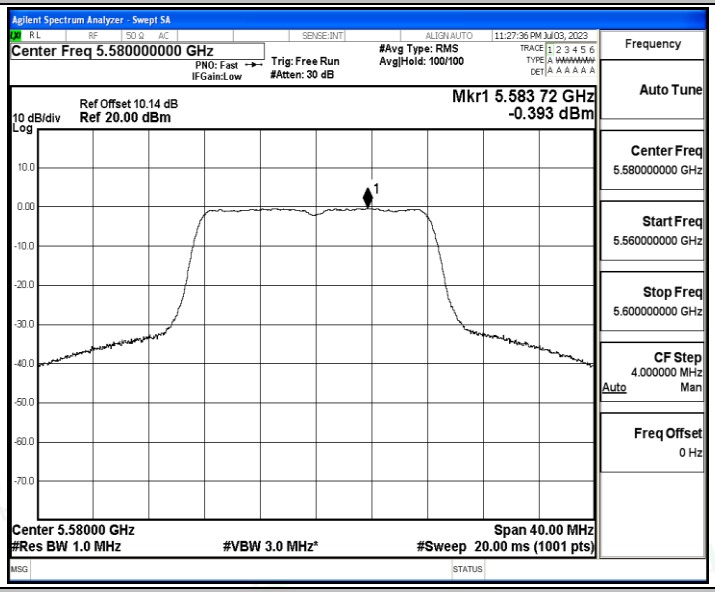

11A_Ant1_5700

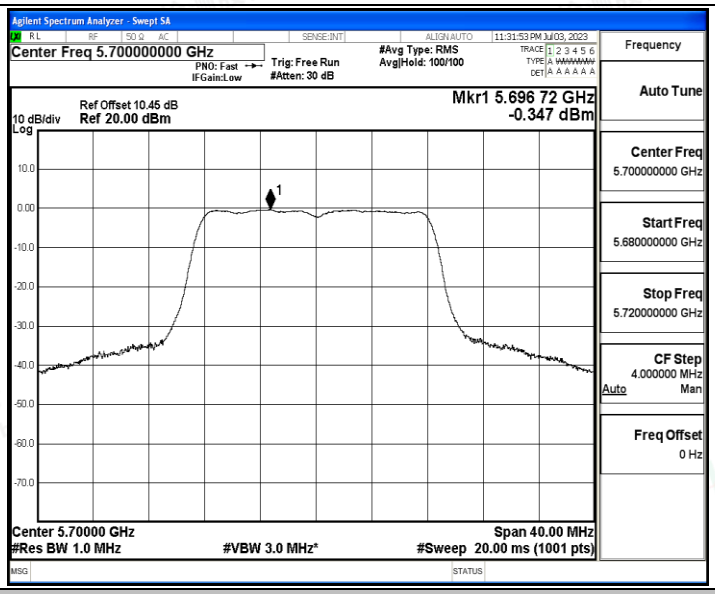

11N20SISO_Ant1_5500

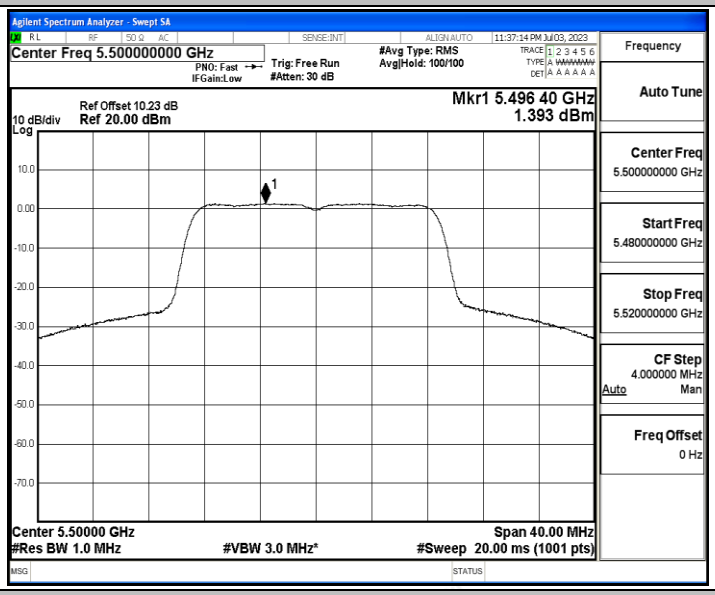

11N20SISO_Ant1_5580

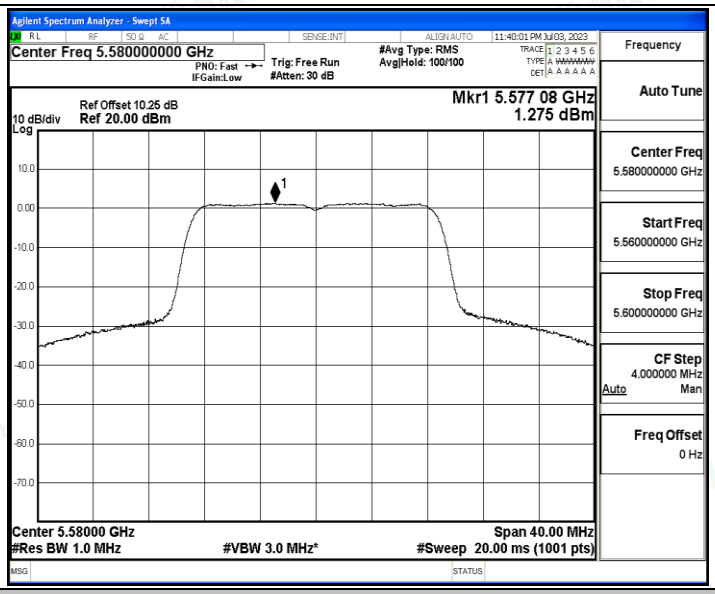

11N20SISO_Ant1_5700

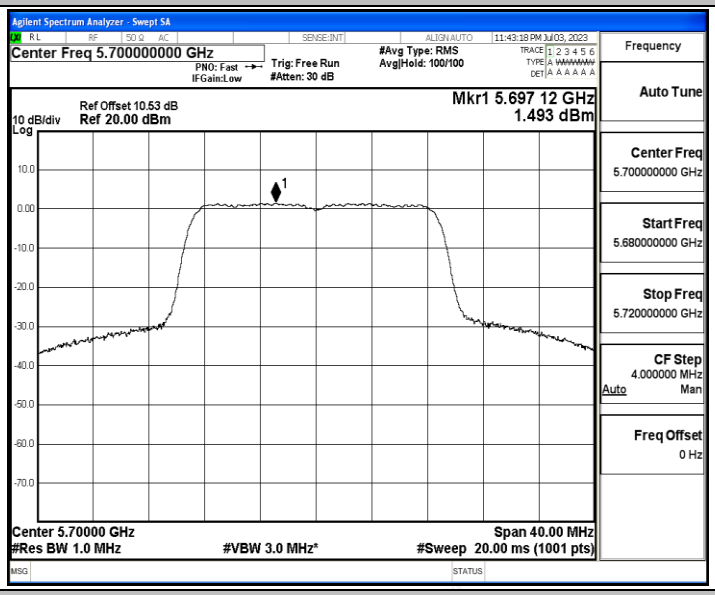

11N40SISO_Ant1_5510

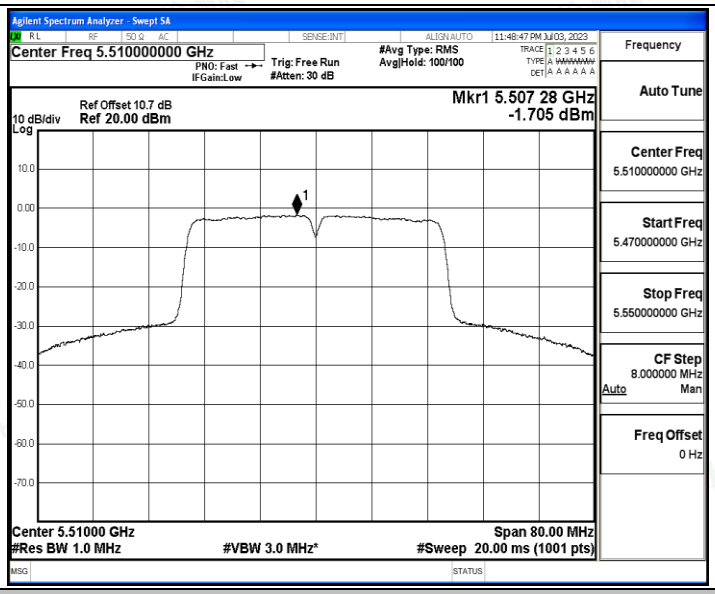

11N40SISO_Ant1_5550

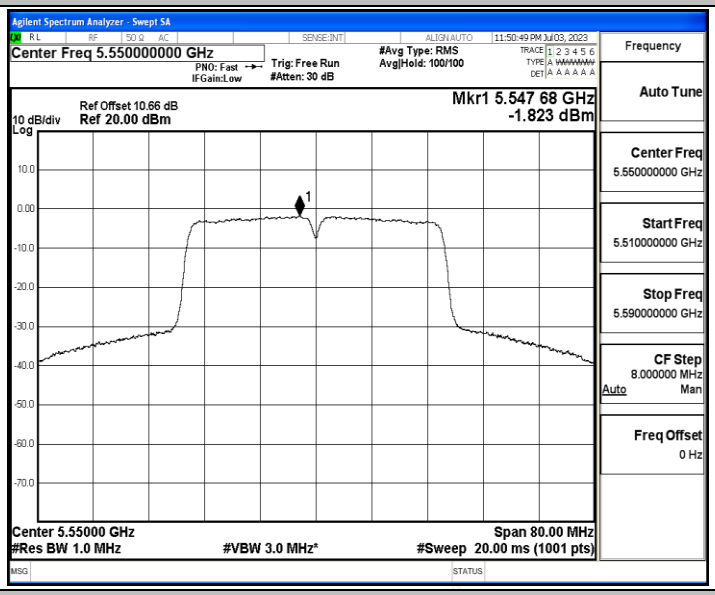

11N40SISO_Ant1_5670

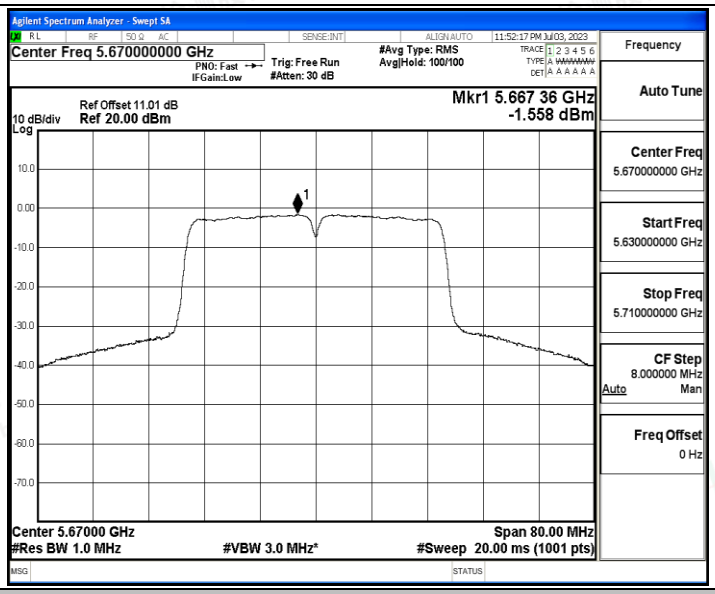

11AC20SISO_Ant1_5500

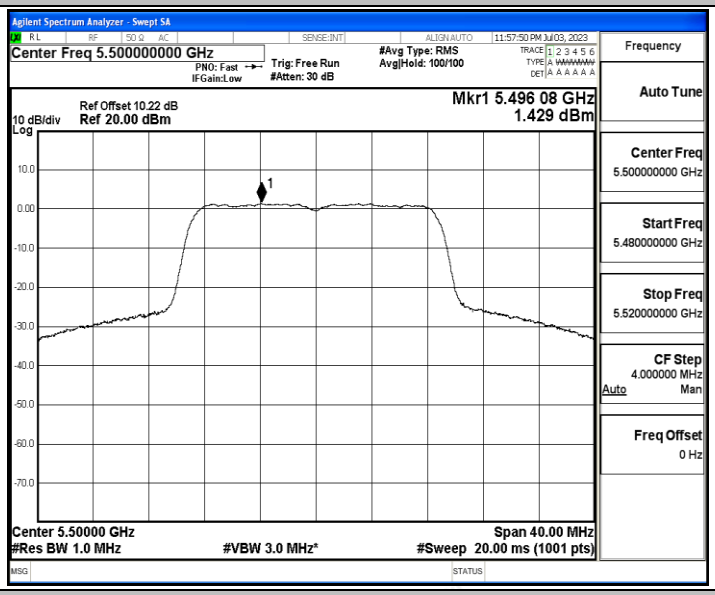

11AC20SISO_Ant1_5580

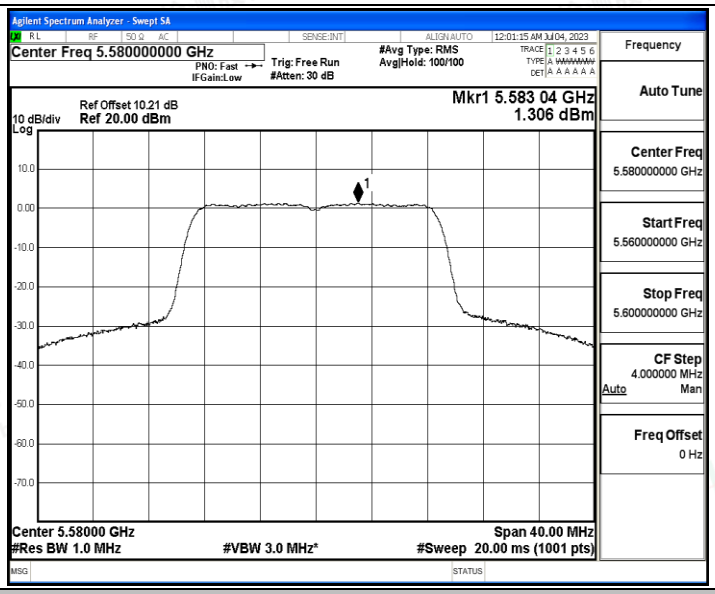

11AC20SISO_Ant1_5700

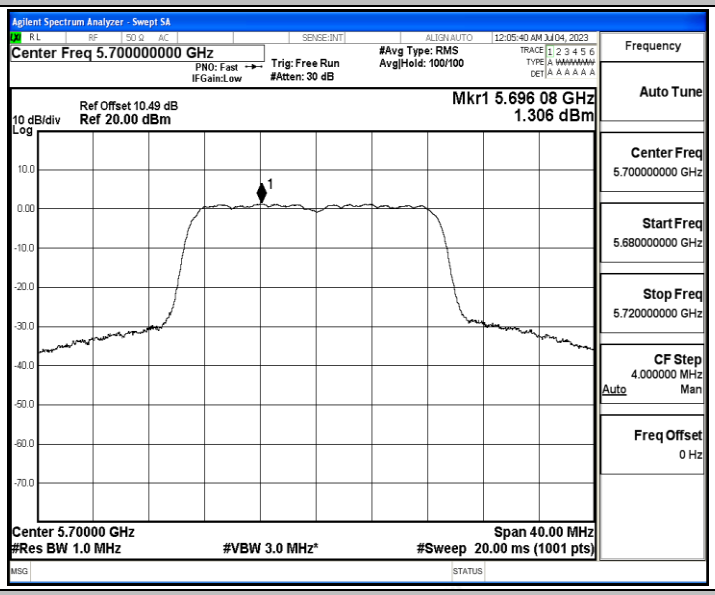

11AC40SISO_Ant1_5510

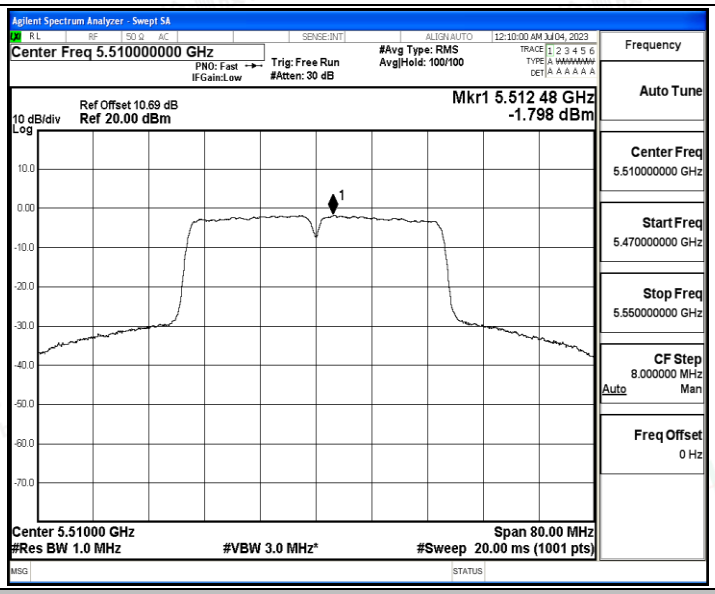

11AC40SISO_Ant1_5550

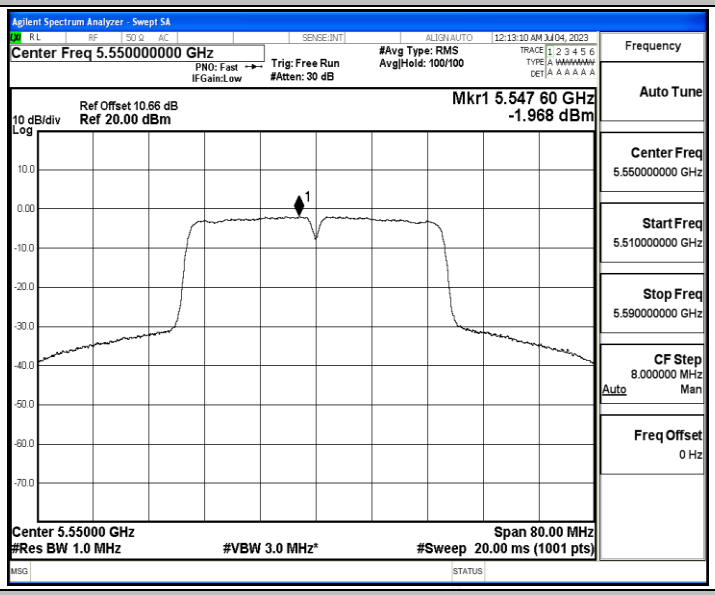

11AC40SISO_Ant1_5670

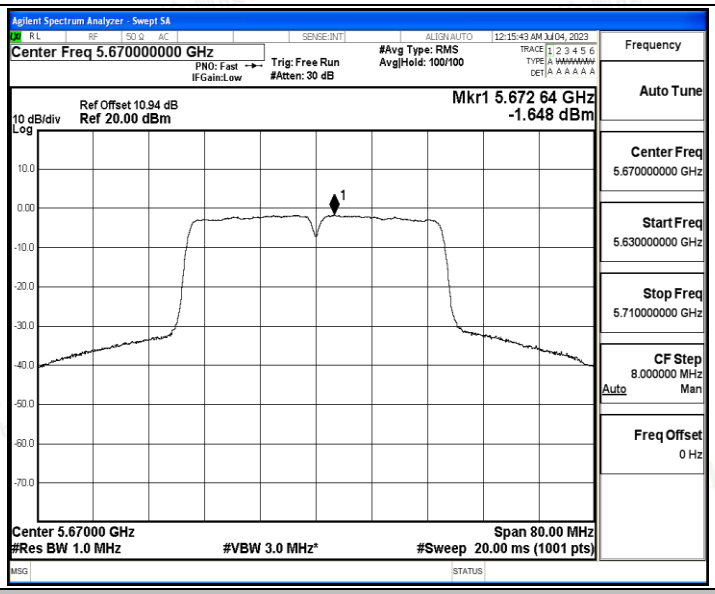

11AC80SISO_Ant1_5530

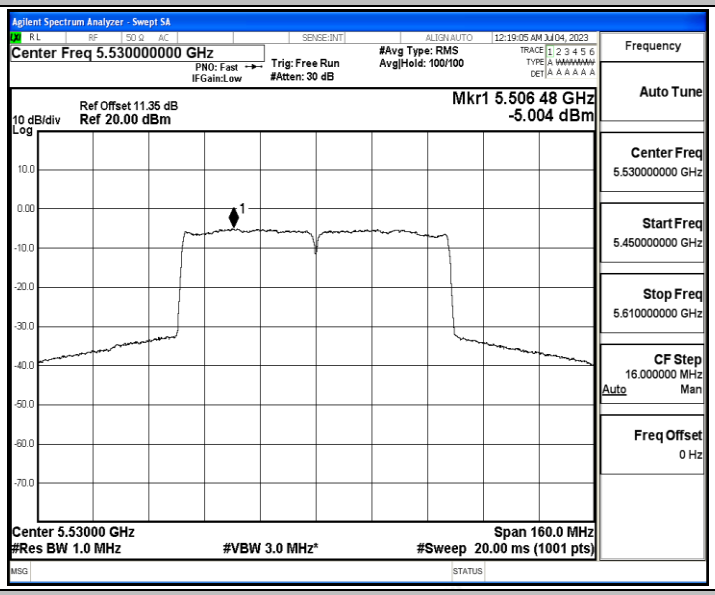

11AC80SISO_Ant1_5610

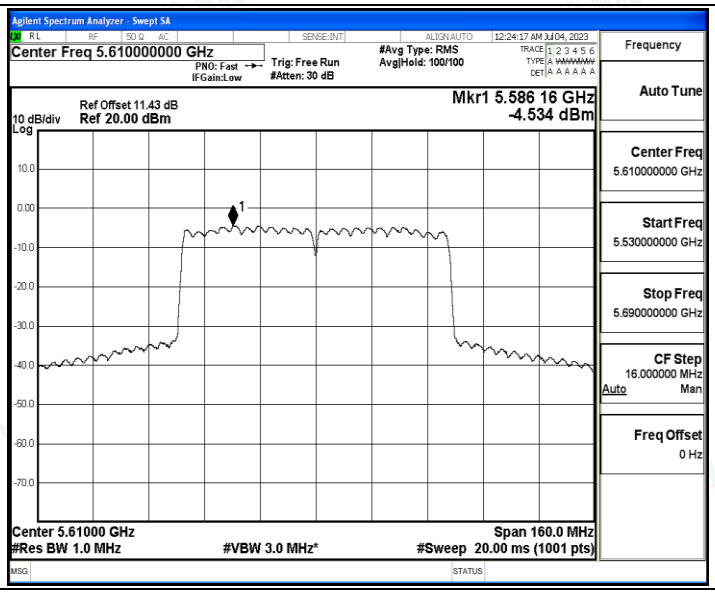
Agilent Spectrum Analyzer - Swept SA
Center Freq 5.610000000 GHz
PNO: Fast
IFGain:Low
Trig: Free Run
#Atten: 30 dB
#Avg Type: RMS
Avg|Hold: 100/100
12:24:17 AM Jul 04, 2023
Ref Offset 11.43 dB
10 dB/div Ref 20.00 dBm
Log
Mkr1 5.586 16 GHz
-4.534 dBm
Center 5.61000 GHz
#Res BW 1.0 MHz
#VBW 3.0 MHz*
Span 160.0 MHz
#Sweep 20.00 ms (1001 pts)
Frequency
Auto Tune
Center Freq
5.610000000 GHz
Start Freq
5.530000000 GHz
Stop Freq
5.690000000 GHz
CF Step
16.000000 MHz
Auto Man
Freq Offset
0 Hz

E.4 Emissions in Restricted Bands

Test Result

TestMode	Antenna	ChName	Frequency[MHz]	Detector	Freq [MHz]	Result [dBm]	Limit [dBm]	Result [dBuV/m]	Limit [dBuV/m]	Verdict
11A	Ant1	Low	5500	AV	5460.000	-53.82	≤-41.20	41.38	≤54	PASS
				AV	5469.620	-49.47	≤-41.20	45.73	≤54	PASS
				AV	5470.000	-49.83	≤-41.20	45.37	≤54	PASS
				Peak	5460.000	-49.86	≤-21.20	45.34	≤74	PASS
				Peak	5467.580	-38.47	≤-21.20	56.73	≤74	PASS
				Peak	5470.000	-48.08	≤-21.20	47.12	≤74	PASS
		High	5700	AV	5725.000	-47.6	≤-41.20	47.60	≤54	PASS
				AV	5725.100	-47.35	≤-41.20	47.85	≤54	PASS
				AV	5735.000	-53.06	≤-41.20	42.14	≤54	PASS
				Peak	5725.000	-50.3	≤-21.20	44.90	≤74	PASS
				Peak	5725.280	-37.66	≤-21.20	57.54	≤74	PASS
				Peak	5735.000	-54.85	≤-21.20	40.35	≤74	PASS
11N20SISO	Ant1	Low	5500	AV	5460.000	-52.51	≤-41.20	42.69	≤54	PASS
				AV	5469.740	-44.29	≤-41.20	50.91	≤54	PASS
				AV	5470.000	-44.4	≤-41.20	50.80	≤54	PASS
				Peak	5460.000	-41.22	≤-21.20	53.98	≤74	PASS
				Peak	5467.280	-34.44	≤-21.20	60.76	≤74	PASS
				Peak	5470.000	-35.53	≤-21.20	59.67	≤74	PASS
		High	5700	AV	5725.000	-42.24	≤-41.20	52.96	≤54	PASS
				AV	5725.040	-42.37	≤-41.20	52.83	≤54	PASS
				AV	5735.000	-51.57	≤-41.20	43.63	≤54	PASS
				Peak	5725.000	-31.64	≤-21.20	63.56	≤74	PASS
				Peak	5727.380	-30.86	≤-21.20	64.34	≤74	PASS
				Peak	5735.000	-44.04	≤-21.20	51.16	≤74	PASS
11N40SISO	Ant1	Low	5510	AV	5460.000	-54.6	≤-41.20	40.60	≤54	PASS
				AV	5469.390	-47.53	≤-41.20	47.67	≤54	PASS
				AV	5470.000	-47.78	≤-41.20	47.42	≤54	PASS
				Peak	5460.000	-49.16	≤-21.20	46.04	≤74	PASS
				Peak	5468.830	-34.44	≤-21.20	60.76	≤74	PASS
				Peak	5470.000	-43.97	≤-21.20	51.23	≤74	PASS
		High	5670	AV	5725.000	-52.05	≤-41.20	43.15	≤54	PASS
				AV	5725.500	-51.9	≤-41.20	43.30	≤54	PASS
				AV	5735.000	-53.67	≤-41.20	41.53	≤54	PASS
				Peak	5725.000	-43.51	≤-21.20	51.69	≤74	PASS

				Peak	5726.000	-42.65	≤-21.20	52.55	≤74	PASS
				Peak	5735.000	-47.23	≤-21.20	47.97	≤74	PASS
11AC20SISO	Ant1	Low	5500	AV	5460.000	-52.69	≤-41.20	42.51	≤54	PASS
				AV	5469.620	-45	≤-41.20	50.20	≤54	PASS
				AV	5470.000	-45.26	≤-41.20	49.94	≤54	PASS
				Peak	5460.000	-41.98	≤-21.20	53.22	≤74	PASS
				Peak	5469.680	-33.91	≤-21.20	61.29	≤74	PASS
				Peak	5470.000	-40.18	≤-21.20	55.02	≤74	PASS
		High	5700	AV	5725.000	-42.53	≤-41.20	52.67	≤54	PASS
				AV	5725.040	-42.5	≤-41.20	52.70	≤54	PASS
				AV	5735.000	-51.66	≤-41.20	43.54	≤54	PASS
				Peak	5725.000	-33.38	≤-21.20	61.82	≤74	PASS
				Peak	5725.160	-30.28	≤-21.20	64.92	≤74	PASS
				Peak	5735.000	-42.37	≤-21.20	52.83	≤74	PASS
11AC40SISO	Ant1	Low	5510	AV	5460.000	-54.84	≤-41.20	40.36	≤54	PASS
				AV	5469.740	-47.89	≤-41.20	47.31	≤54	PASS
				AV	5470.000	-48.13	≤-41.20	47.07	≤54	PASS
				Peak	5460.000	-49.26	≤-21.20	45.94	≤74	PASS
				Peak	5468.830	-33.81	≤-21.20	61.39	≤74	PASS
				Peak	5470.000	-43.07	≤-21.20	52.13	≤74	PASS
		High	5670	AV	5725.000	-51.78	≤-41.20	43.42	≤54	PASS
				AV	5735.000	-53.53	≤-41.20	41.67	≤54	PASS
				Peak	5725.000	-46.81	≤-21.20	48.39	≤74	PASS
				Peak	5726.700	-41.66	≤-21.20	53.54	≤74	PASS
				Peak	5735.000	-44.39	≤-21.20	50.81	≤74	PASS
11AC80SISO	Ant1	Low	5530	AV	5460.000	-52.39	≤-41.20	42.81	≤54	PASS
				AV	5469.760	-50.18	≤-41.20	45.02	≤54	PASS
				AV	5470.000	-51.1	≤-41.20	44.10	≤54	PASS
				Peak	5460.000	-46.78	≤-21.20	48.42	≤74	PASS
				Peak	5463.130	-39.51	≤-21.20	55.69	≤74	PASS
				Peak	5470.000	-47.14	≤-21.20	48.06	≤74	PASS
		High	5530	AV	5725.000	-55.56	≤-41.20	39.64	≤54	PASS
				AV	5728.800	-55.1	≤-41.20	40.10	≤54	PASS
				AV	5735.000	-55.42	≤-41.20	39.78	≤54	PASS
				Peak	5725.000	-49.81	≤-21.20	45.39	≤74	PASS
				Peak	5727.600	-47.56	≤-21.20	47.64	≤74	PASS
				Peak	5735.000	-51.92	≤-21.20	43.28	≤74	PASS
			5610	AV	5725.000	-52.55	≤-41.20	42.65	≤54	PASS
				AV	5725.800	-51.74	≤-41.20	43.46	≤54	PASS

				AV	5735.000	-53.24	≤-41.20	41.96	≤54	PASS
				Peak	5725.000	-46.31	≤-21.20	48.89	≤74	PASS
				Peak	5734.600	-44.35	≤-21.20	50.85	≤74	PASS
				Peak	5735.000	-48.11	≤-21.20	47.09	≤74	PASS

Note：

1. The Antenna Gain is compensated in the graph.
2. For transmitters operating in 5150-5350 GHz band and 5470-5725 GHz band: The limit in dBm for average detector is conversion from 54dBuV/m, according to 15.209(a). The limit in dBm for peak detector is 20dB above the limit of average detector in dBm.

Test Graphs

11A_Ant1_Low_5500_AV

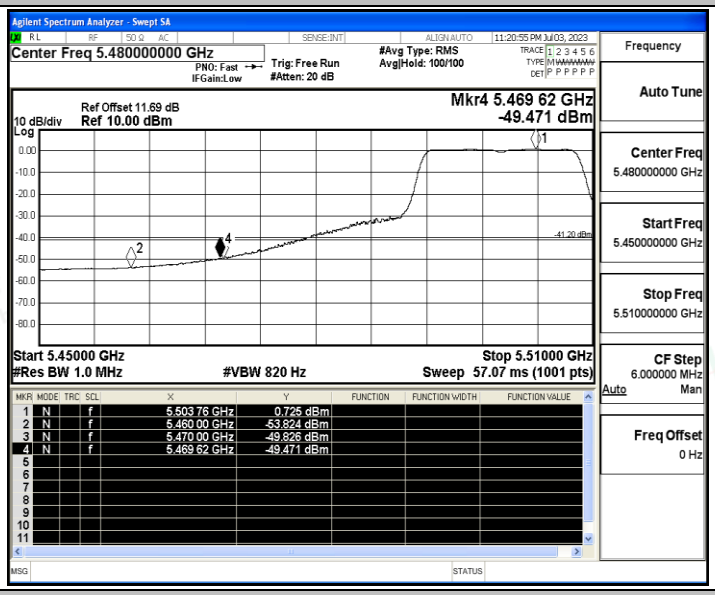

11A_Ant1_Low_5500_Peak

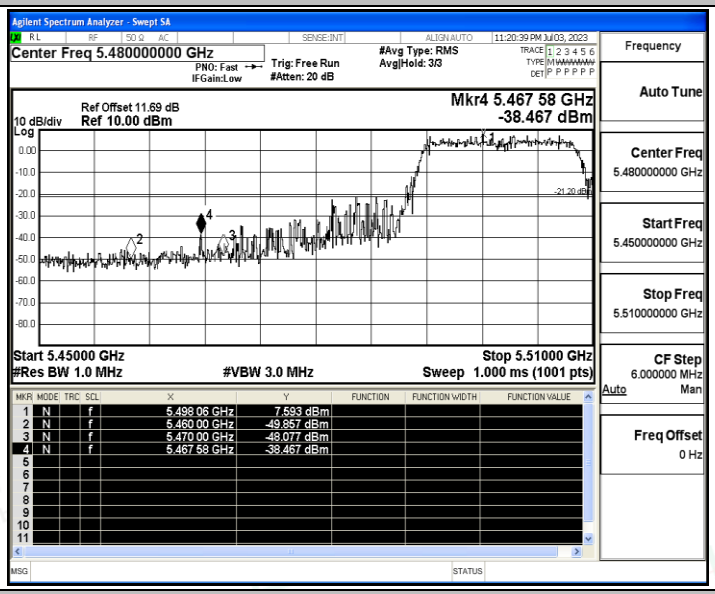

11A_Ant1_High_5700_AV

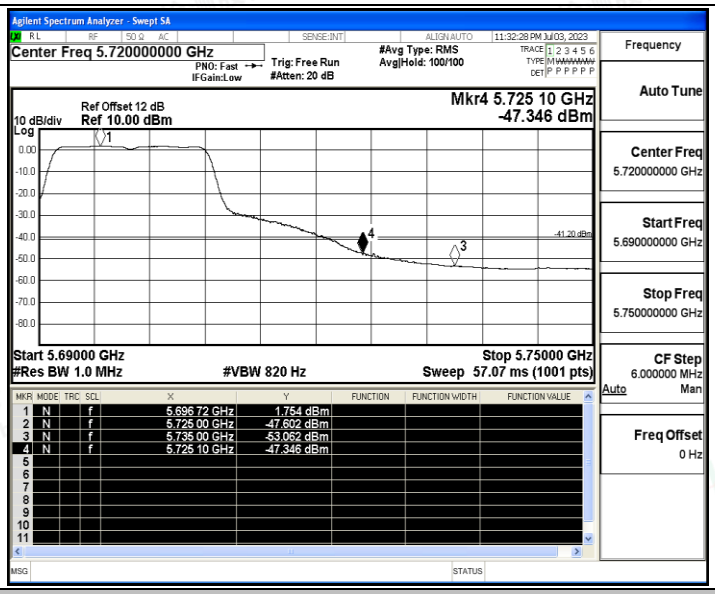

11A_Ant1_High_5700_Peak

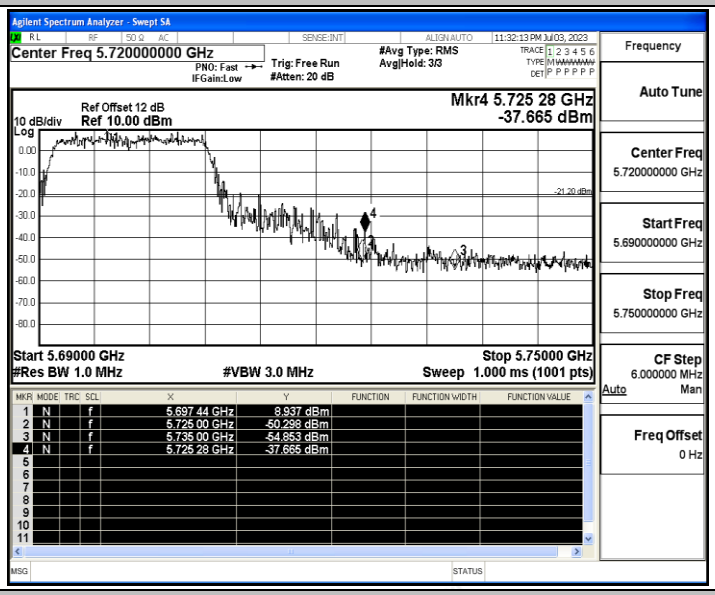

11N20SISO_Ant1_Low_5500_AV

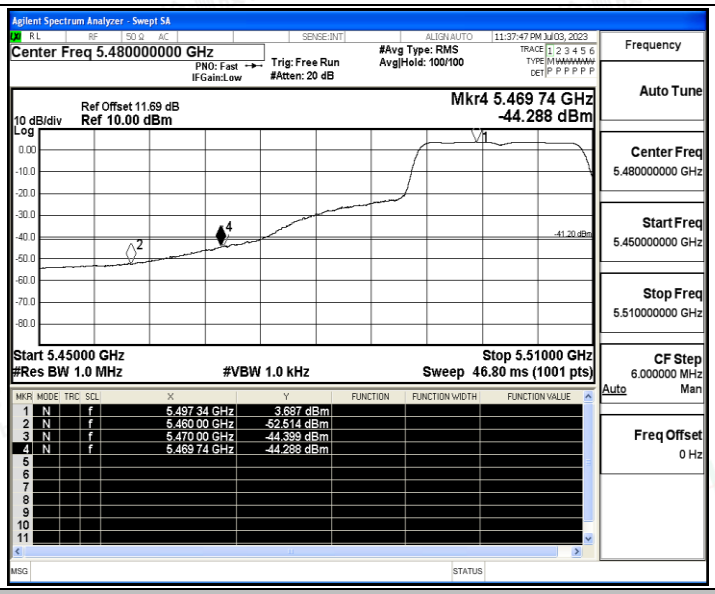

11N20SISO_Ant1_Low_5500_Peak

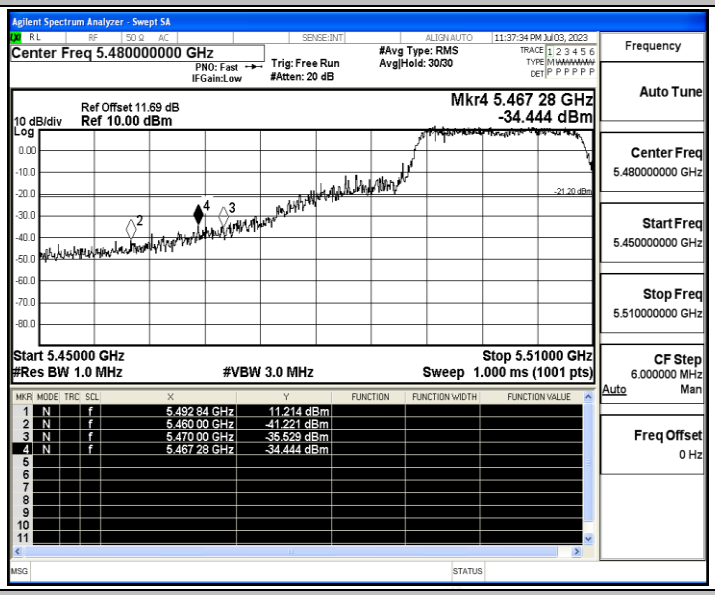

11N20SISO_Ant1_High_5700_AV

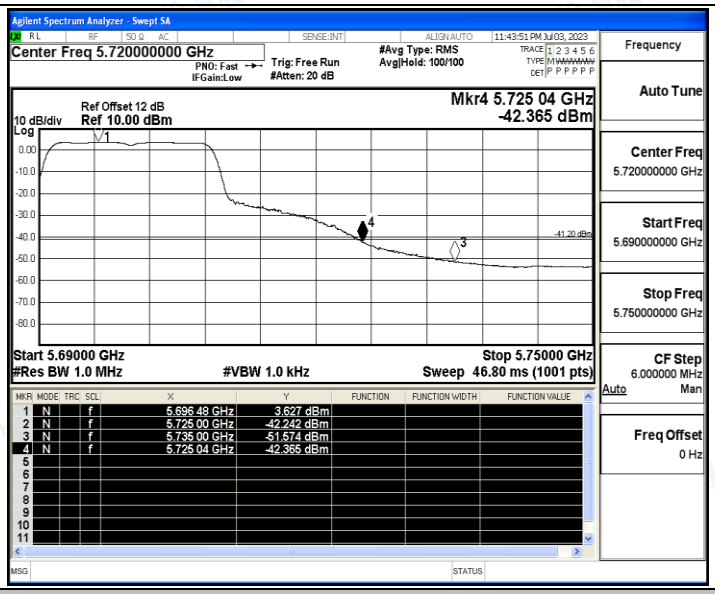

11N20SISO_Ant1_High_5700_Peak

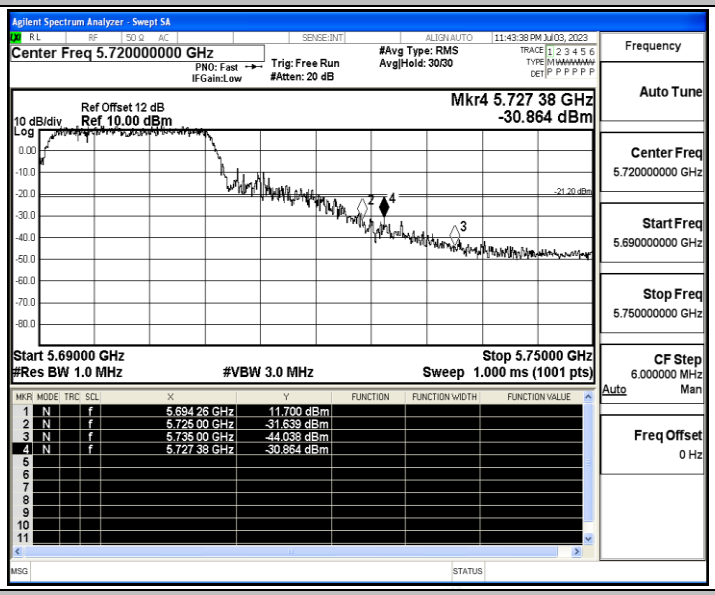

11N40SISO_Ant1_Low_5510_AV

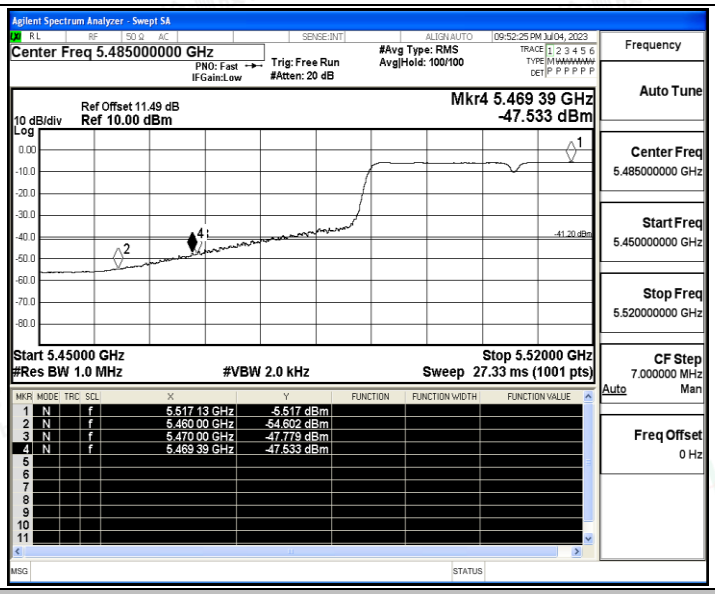

11N40SISO_Ant1_Low_5510_Peak

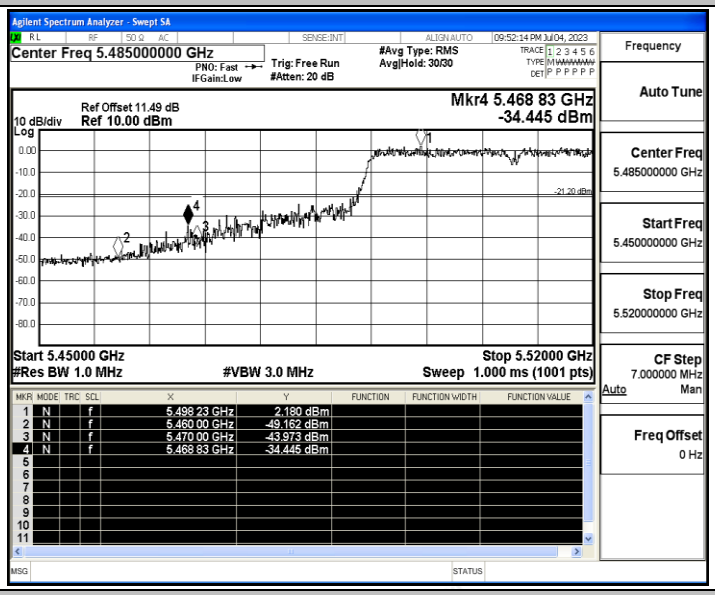

11N40SISO_Ant1_High_5670_AV

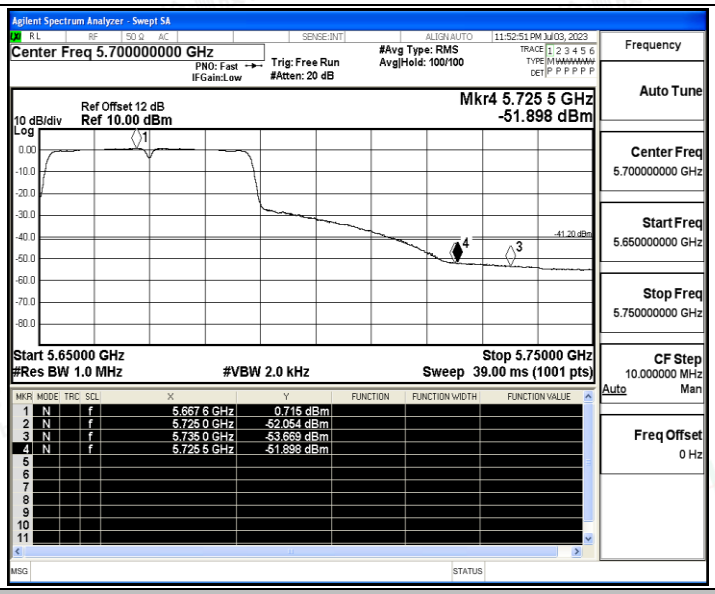

11N40SISO_Ant1_High_5670_Peak

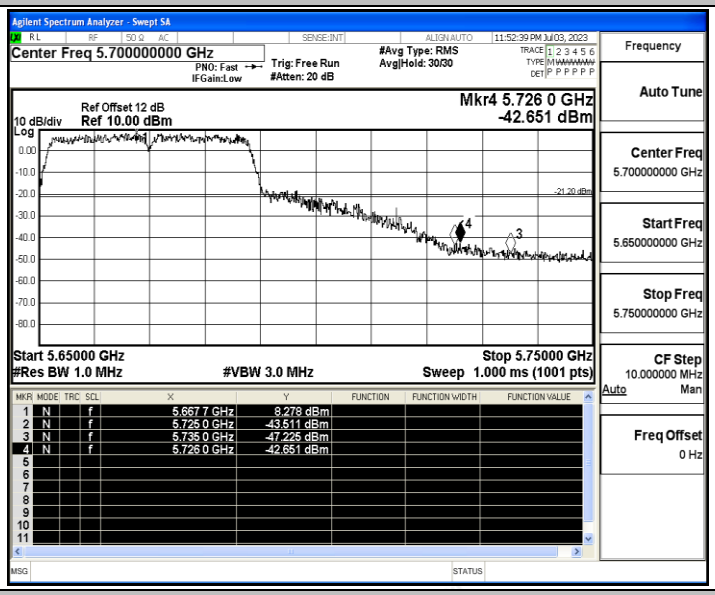

11AC20SISO_Ant1_Low_5500_AV

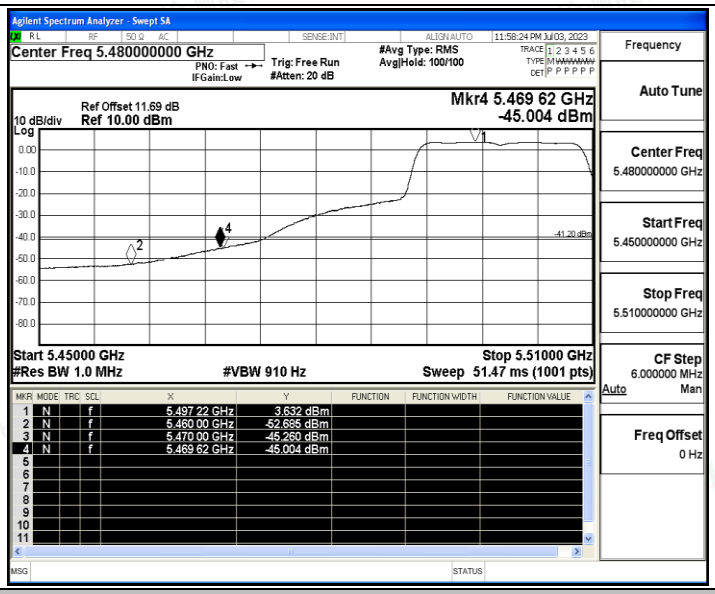

11AC20SISO_Ant1_Low_5500_Peak

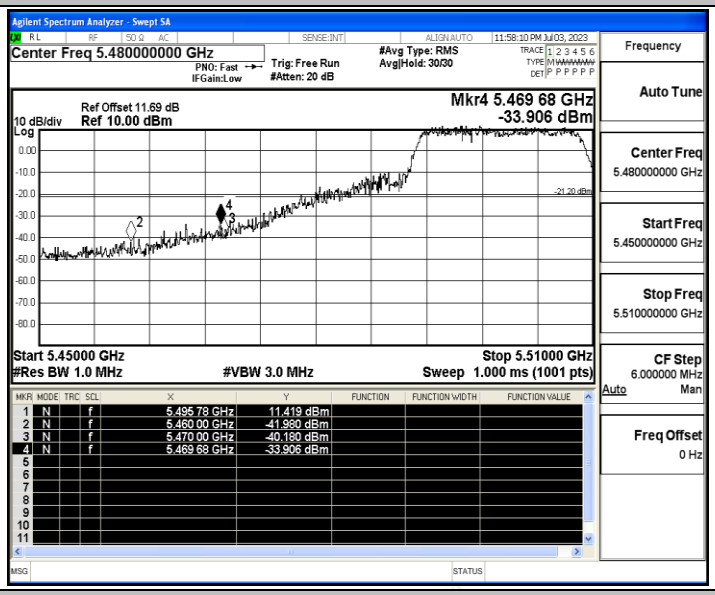

11AC20SISO_Ant1_High_5700_AV

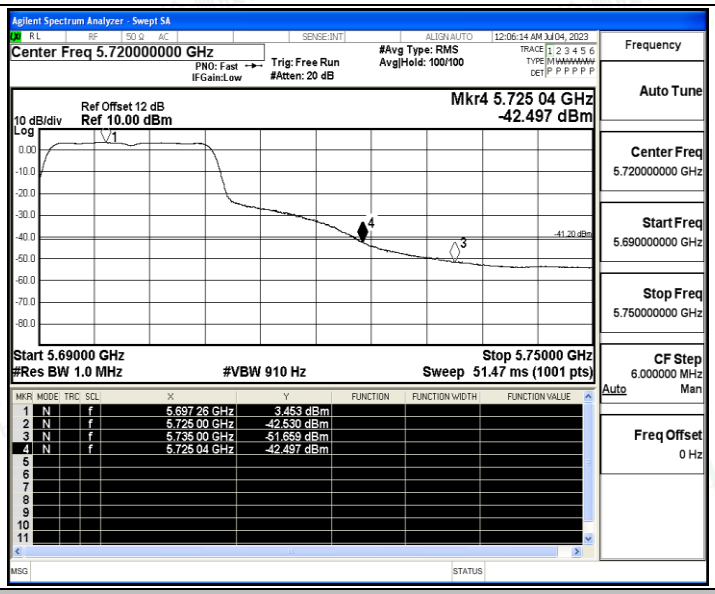

11AC20SISO_Ant1_High_5700_Peak

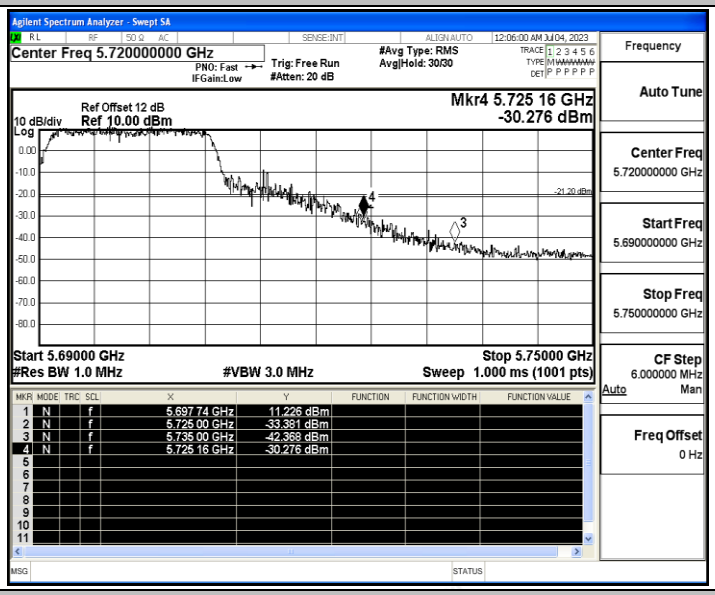

11AC40SISO_Ant1_Low_5510_AV

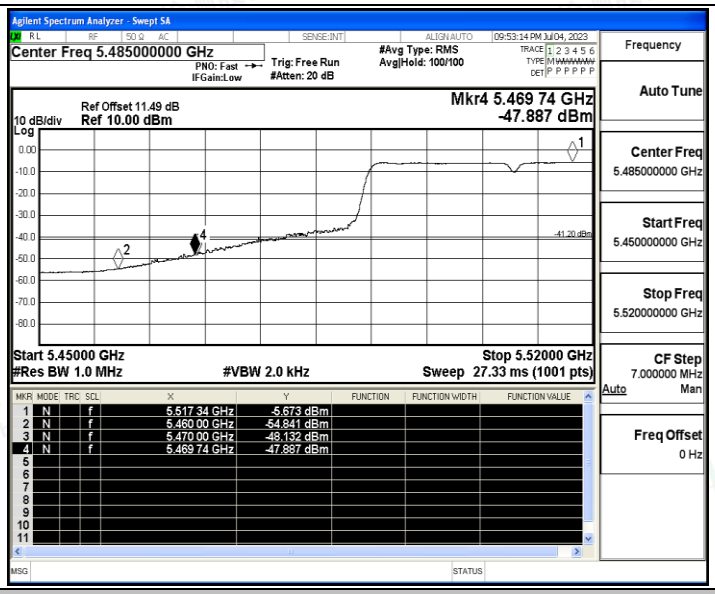

11AC40SISO_Ant1_Low_5510_Peak

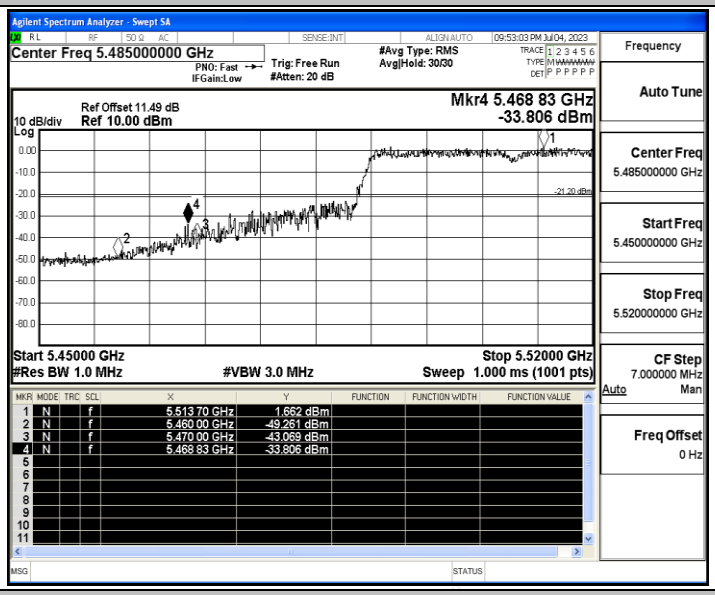

11AC40SISO_Ant1_High_5670_Peak

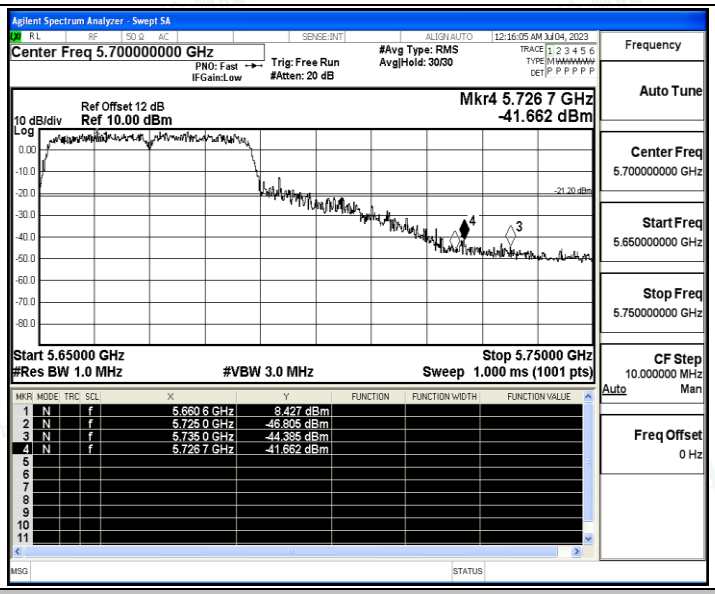

11AC80SISO_Ant1_Low_5530_AV

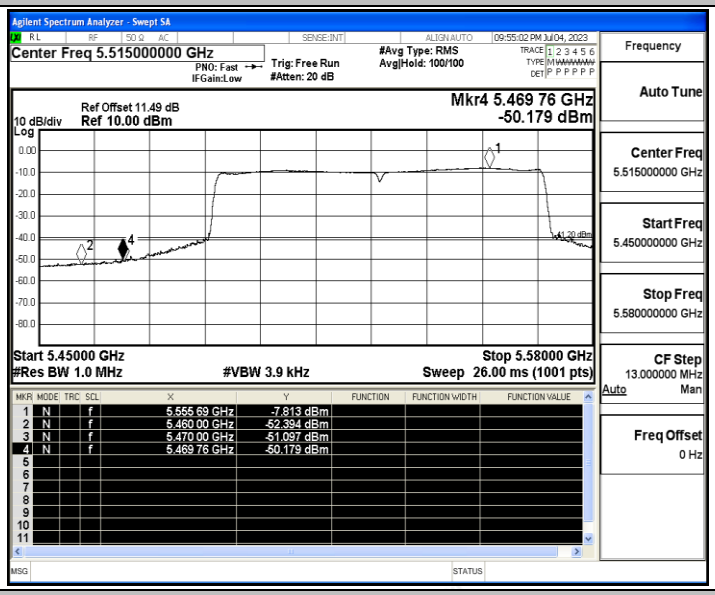

11AC80SISO_Ant1_Low_5530_Peak

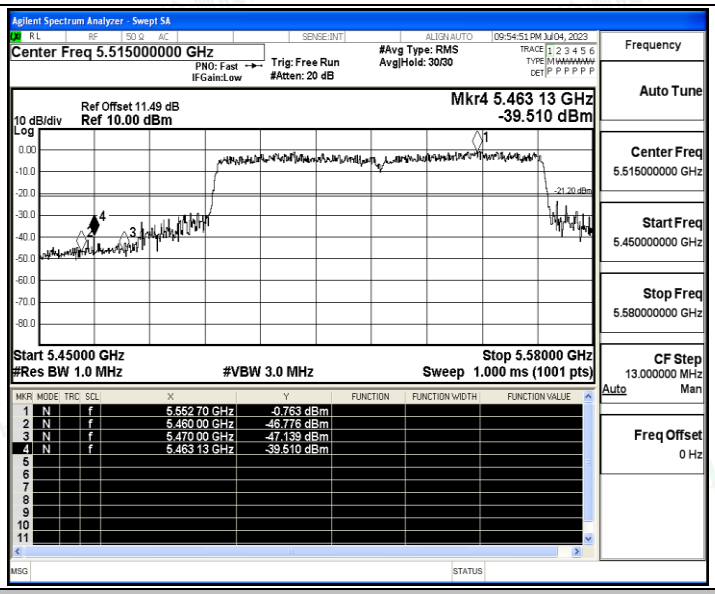

11AC80SISO_Ant1_High_5530_AV

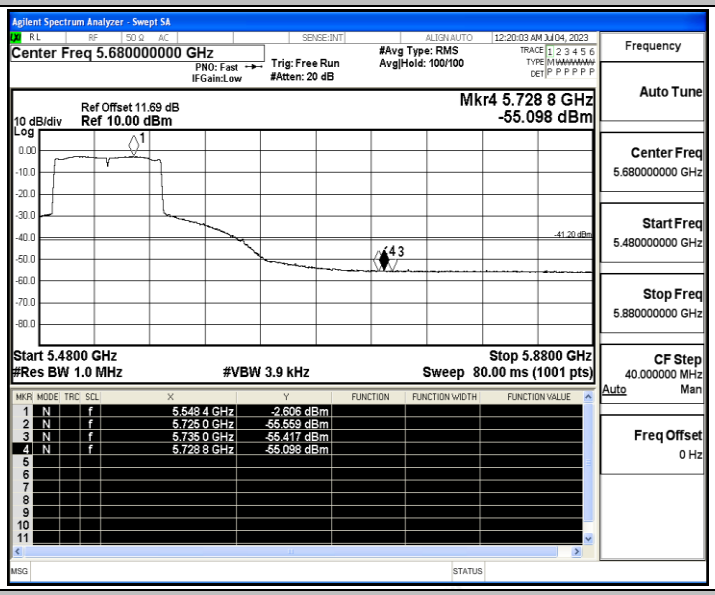

11AC80SISO_Ant1_High_5530_Peak

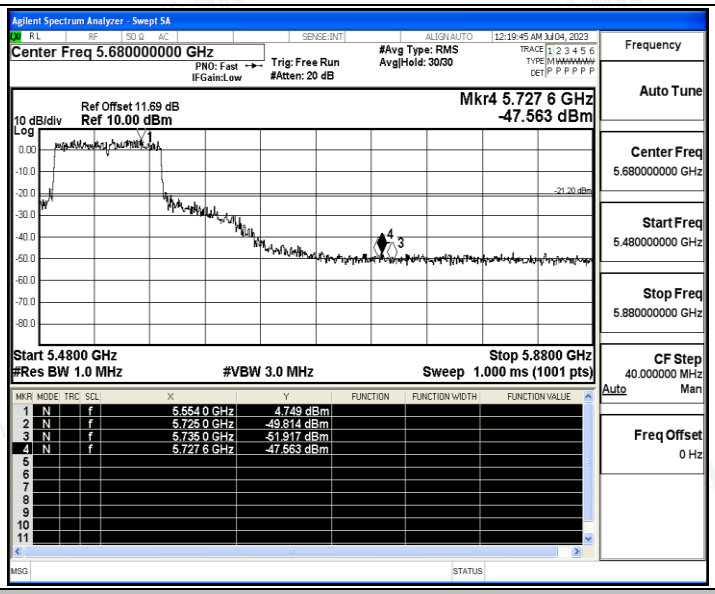

11AC80SISO_Ant1_High_5610_AV

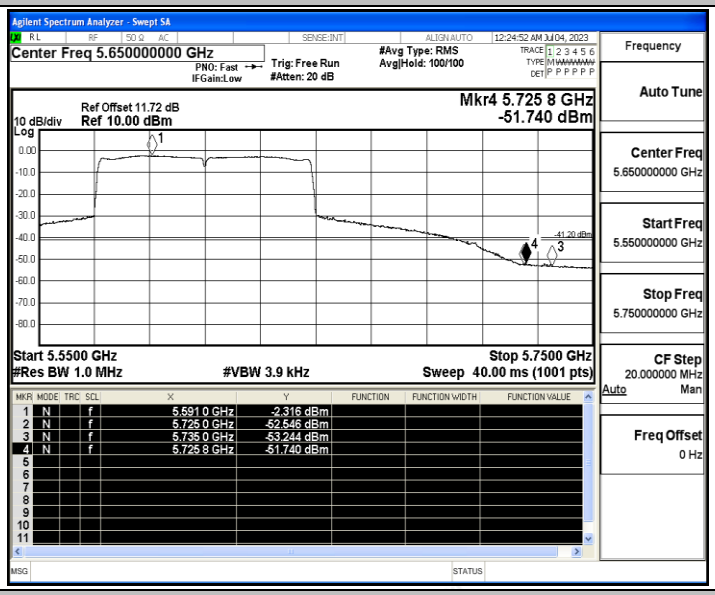

11AC80SISO_Ant1_High_5610_Peak

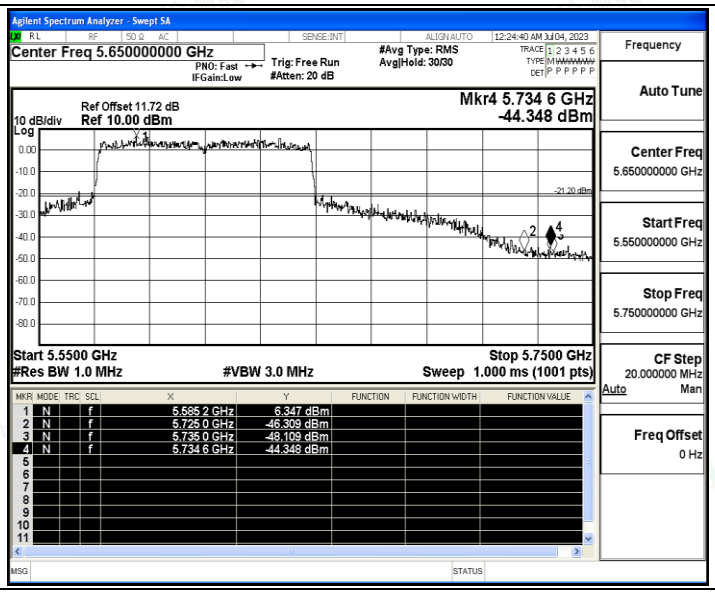
Agilent Spectrum Analyzer - Swept SA
Center Freq 5.650000000 GHz
PNO: Fast
IFGain:Low
Trig: Free Run
#Atten: 20 dB
#Avg Type: RMS
Avg|Hold: 30/30
12:24:40 AM Jul 04, 2023
Ref Offset 11.72 dB
10 dB/div Ref 10.00 dBm
Log
Mkr4 5.734 6 GHz
-44.348 dBm
-21.20 dBm
Start 5.5500 GHz
#Res BW 1.0 MHz
#VBW 3.0 MHz
Stop 5.7500 GHz
Sweep 1.000 ms (1001 pts)
1 N f 5.585 2 GHz 6.347 dBm
2 N f 5.725 0 GHz -46.309 dBm
3 N f 5.735 0 GHz -48.109 dBm
4 N f 5.734 6 GHz -44.348 dBm
Frequency
Auto Tune
Center Freq
5.650000000 GHz
Start Freq
5.550000000 GHz
Stop Freq
5.750000000 GHz
CF Step
20.000000 MHz
Auto Man
Freq Offset
0 Hz

E.5 Frequency Stability

Test Result

Voltage								
TestMode	Antenna	Frequency[MHz]	Voltage [Vdc]	Temperature (℃)	Deviation (Hz)	Deviation (ppm)	Limit (ppm)	Verdict
11A	Ant1	5500	NV	NT	-20000.00	-3.636364	20	PASS
			LV	NT	-20000.00	-3.636364	20	PASS
			HV	NT	0.00	0.000000	20	PASS
11AC20S ISO	Ant1	5500	NV	NT	0.00	0.000000	20	PASS
			LV	NT	-40000.00	-7.272727	20	PASS
			HV	NT	-20000.00	-3.636364	20	PASS
		5580	NV	NT	20000.00	3.584229	20	PASS
			LV	NT	-40000.00	-7.168459	20	PASS
			HV	NT	-20000.00	-3.584229	20	PASS
		5700	NV	NT	-40000.00	-7.017544	20	PASS
			LV	NT	-20000.00	-3.508772	20	PASS
			HV	NT	-40000.00	-7.017544	20	PASS
11AC40S ISO	Ant1	5510	NV	NT	-40000.00	-7.259528	20	PASS
			LV	NT	0.00	0.000000	20	PASS
			HV	NT	0.00	0.000000	20	PASS
		5550	NV	NT	-40000.00	-7.207207	20	PASS
			LV	NT	-40000.00	-7.207207	20	PASS
			HV	NT	0.00	0.000000	20	PASS
		5670	NV	NT	-40000.00	-7.054674	20	PASS
			LV	NT	-40000.00	-7.054674	20	PASS
			HV	NT	0.00	0.000000	20	PASS
11AC80S ISO	Ant1	5530	NV	NT	0.00	0.000000	20	PASS
			LV	NT	-80000.00	-14.466546	20	PASS
			HV	NT	-80000.00	-14.466546	20	PASS
		5610	NV	NT	0.00	0.000000	20	PASS
			LV	NT	80000.00	14.260250	20	PASS
			HV	NT	0.00	0.000000	20	PASS

Temperature								
TestMode	Antenna	Frequency[MHz]	Voltage [Vdc]	Temperature (℃)	Deviation (Hz)	Deviation (ppm)	Limit (ppm)	Verdict
11A	Ant1	5500	NV	-30	-20000.00	-3.636364	20	PASS
			NV	-20	-20000.00	-3.636364	20	PASS

			NV	-10	-40000.00	-7.272727	20	PASS
			NV	0	-20000.00	-3.636364	20	PASS
			NV	10	-20000.00	-3.636364	20	PASS
			NV	20	-40000.00	-7.272727	20	PASS
11AC20S ISO	Ant1	5500	NV	-30	-40000.00	-7.272727	20	PASS
			NV	-20	-60000.00	-10.909091	20	PASS
			NV	-10	-40000.00	-7.272727	20	PASS
			NV	0	-20000.00	-3.636364	20	PASS
			NV	10	-40000.00	-7.272727	20	PASS
			NV	20	-40000.00	-7.272727	20	PASS
			NV	30	-20000.00	-3.636364	20	PASS
			NV	40	-40000.00	-7.272727	20	PASS
			NV	50	0.00	0.000000	20	PASS
		5580	NV	-30	-40000.00	-7.168459	20	PASS
			NV	-20	0.00	0.000000	20	PASS
			NV	-10	-20000.00	-3.584229	20	PASS
			NV	0	-40000.00	-7.168459	20	PASS
			NV	10	-40000.00	-7.168459	20	PASS
			NV	20	-40000.00	-7.168459	20	PASS
			NV	30	0.00	0.000000	20	PASS
			NV	40	-40000.00	-7.168459	20	PASS
			NV	50	-60000.00	-10.752688	20	PASS
		5700	NV	-30	-40000.00	-7.017544	20	PASS
			NV	-20	-20000.00	-3.508772	20	PASS
			NV	-10	-20000.00	-3.508772	20	PASS
			NV	0	-40000.00	-7.017544	20	PASS
			NV	10	0.00	0.000000	20	PASS
			NV	20	-20000.00	-3.508772	20	PASS
			NV	30	0.00	0.000000	20	PASS
			NV	40	0.00	0.000000	20	PASS
			NV	50	-40000.00	-7.017544	20	PASS
11AC40S ISO	Ant1	5510	NV	-30	-80000.00	-14.519056	20	PASS
			NV	-20	-40000.00	-7.259528	20	PASS
			NV	-10	-40000.00	-7.259528	20	PASS
			NV	0	-40000.00	-7.259528	20	PASS
			NV	10	-40000.00	-7.259528	20	PASS
			NV	20	-40000.00	-7.259528	20	PASS
			NV	30	0.00	0.000000	20	PASS
			NV	40	0.00	0.000000	20	PASS

			NV	50	-40000.00	-7.259528	20	PASS
		5550	NV	-30	0.00	0.000000	20	PASS
			NV	-20	0.00	0.000000	20	PASS
			NV	-10	-40000.00	-7.207207	20	PASS
			NV	0	-40000.00	-7.207207	20	PASS
			NV	10	0.00	0.000000	20	PASS
			NV	20	-40000.00	-7.207207	20	PASS
			NV	30	0.00	0.000000	20	PASS
			NV	40	0.00	0.000000	20	PASS
			NV	50	40000.00	7.207207	20	PASS
		5670	NV	-30	0.00	0.000000	20	PASS
			NV	-20	-40000.00	-7.054674	20	PASS
			NV	-10	0.00	0.000000	20	PASS
			NV	0	0.00	0.000000	20	PASS
			NV	10	-40000.00	-7.054674	20	PASS
			NV	20	0.00	0.000000	20	PASS
			NV	30	-40000.00	-7.054674	20	PASS
			NV	40	0.00	0.000000	20	PASS
			NV	50	0.00	0.000000	20	PASS
11AC80S ISO	Ant1	5530	NV	-30	0.00	0.000000	20	PASS
			NV	-20	0.00	0.000000	20	PASS
			NV	-10	-160000.00	-28.933092	20	FAIL
			NV	0	-80000.00	-14.466546	20	PASS
			NV	10	80000.00	14.466546	20	PASS
			NV	20	0.00	0.000000	20	PASS
			NV	30	0.00	0.000000	20	PASS
			NV	40	0.00	0.000000	20	PASS
			NV	50	-80000.00	-14.466546	20	PASS
		5610	NV	-30	0.00	0.000000	20	PASS
			NV	-20	0.00	0.000000	20	PASS
			NV	-10	-80000.00	-14.260250	20	PASS
			NV	0	0.00	0.000000	20	PASS
			NV	10	160000.00	28.520499	20	FAIL
			NV	20	0.00	0.000000	20	PASS
			NV	30	-80000.00	-14.260250	20	PASS
			NV	40	0.00	0.000000	20	PASS
			NV	50	0.00	0.000000	20	PASS

E.6 Duty Cycle

Test Result

TestMode	Antenna	Frequency[MHz]	Transmission Duration [ms]	Transmission Period [ms]	Duty Cycle [%]
11A	Ant1	5500	1.37	1.51	90.73
		5580	1.37	1.51	90.73
		5700	1.36	1.51	90.07
11N20SISO	Ant1	5500	1.14	1.29	88.37
		5580	1.15	1.30	88.46
		5700	1.15	1.30	88.46
11N40SISO	Ant1	5510	0.57	0.72	79.17
		5550	0.58	0.72	80.56
		5670	0.57	0.72	79.17
11AC20SISO	Ant1	5500	1.16	1.31	88.55
		5580	1.16	1.30	89.23
		5700	1.16	1.30	89.23
11AC40SISO	Ant1	5510	0.58	0.73	79.45
		5550	0.58	0.72	80.56
		5670	0.58	0.72	80.56
11AC80SISO	Ant1	5530	0.30	0.44	68.18
		5610	0.29	0.43	67.44

Test Graphs

11A_Ant1_5500

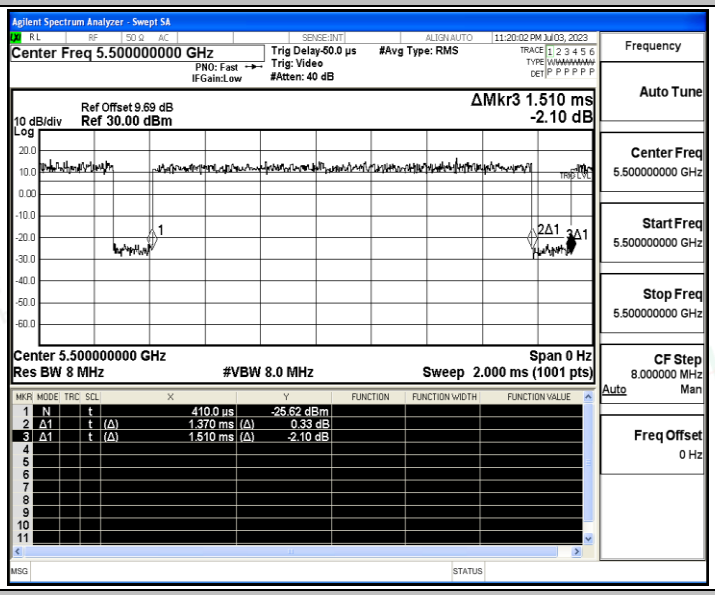

11A_Ant1_5580

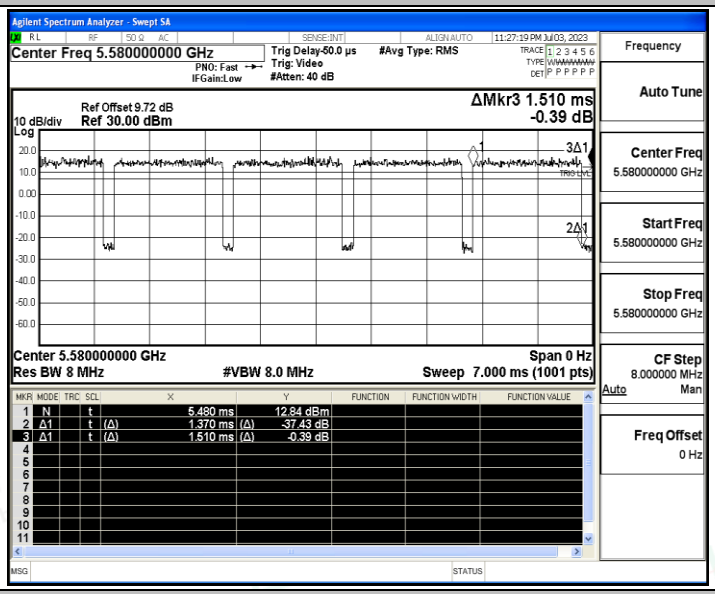

11A_Ant1_5700

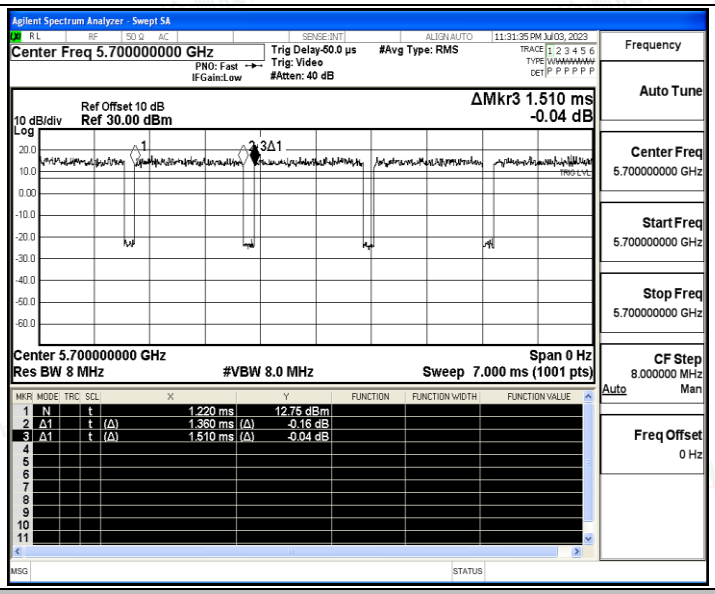

11N20SISO_Ant1_5500

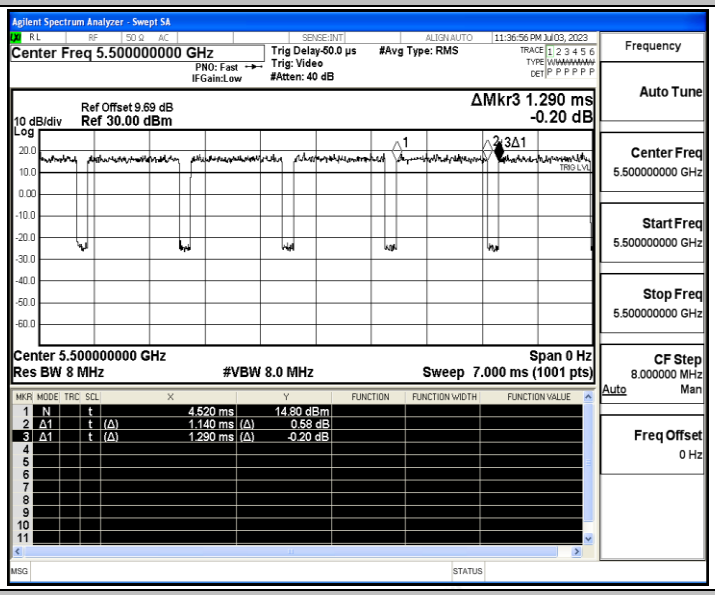

11N20SISO_Ant1_5580

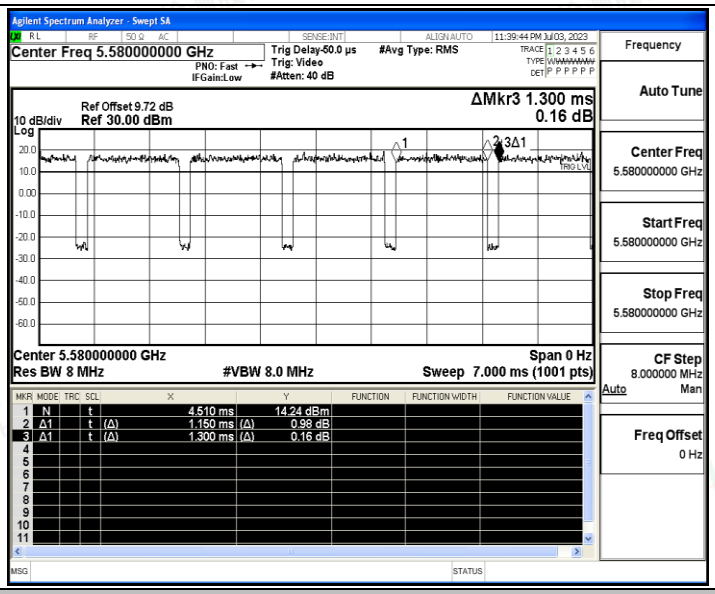

11N20SISO_Ant1_5700

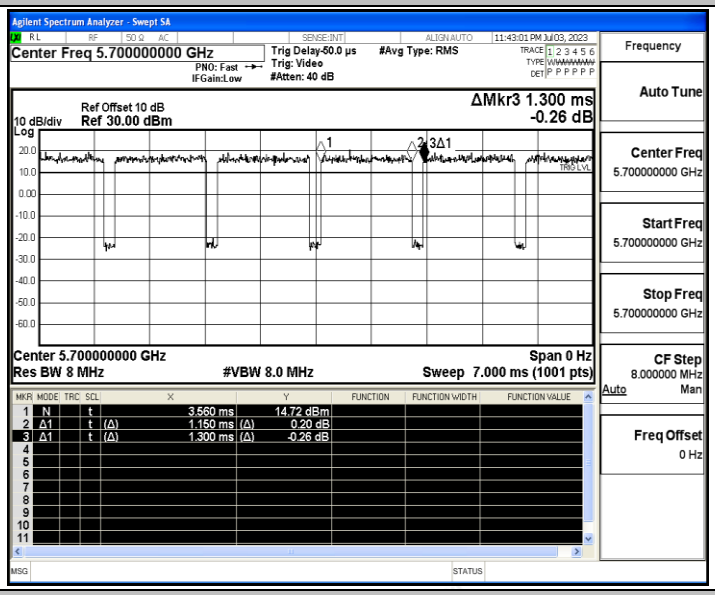

11N40SISO_Ant1_5510

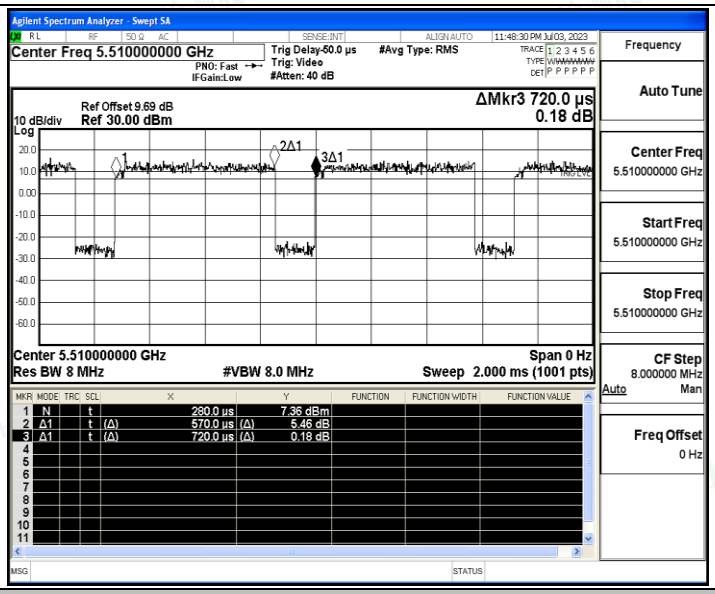

11N40SISO_Ant1_5550

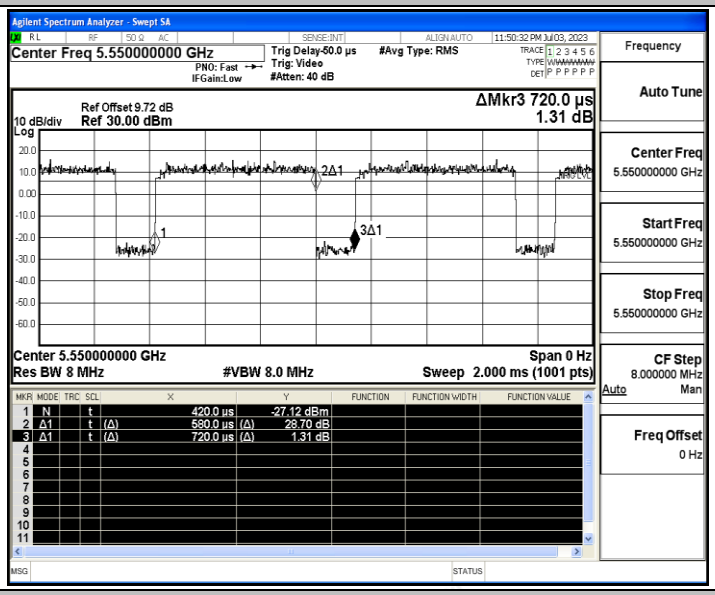

11N40SISO_Ant1_5670

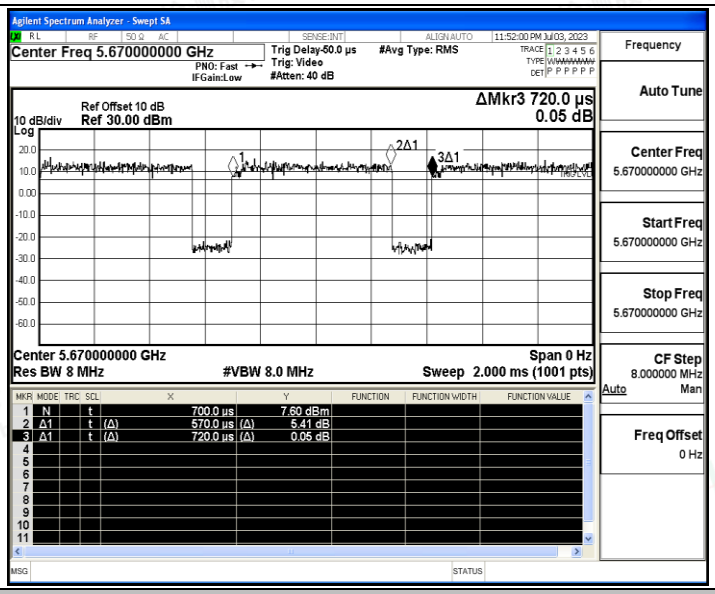

11AC20SISO_Ant1_5500

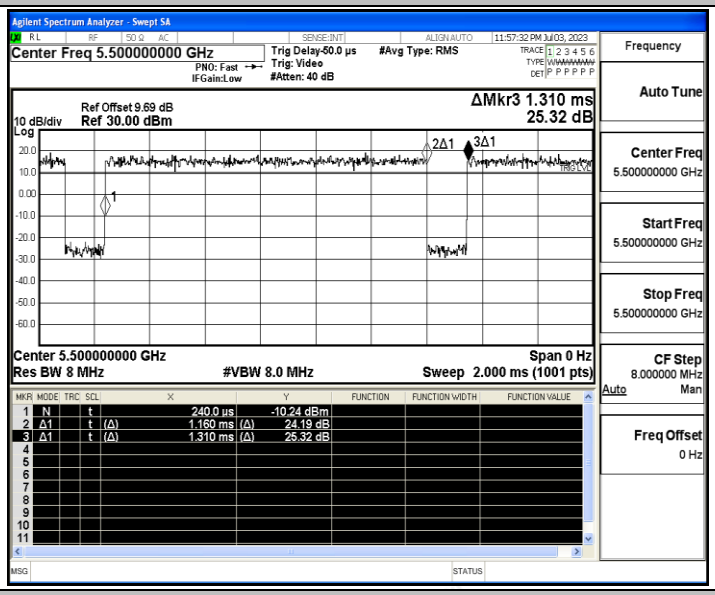

11AC20SISO_Ant1_5580

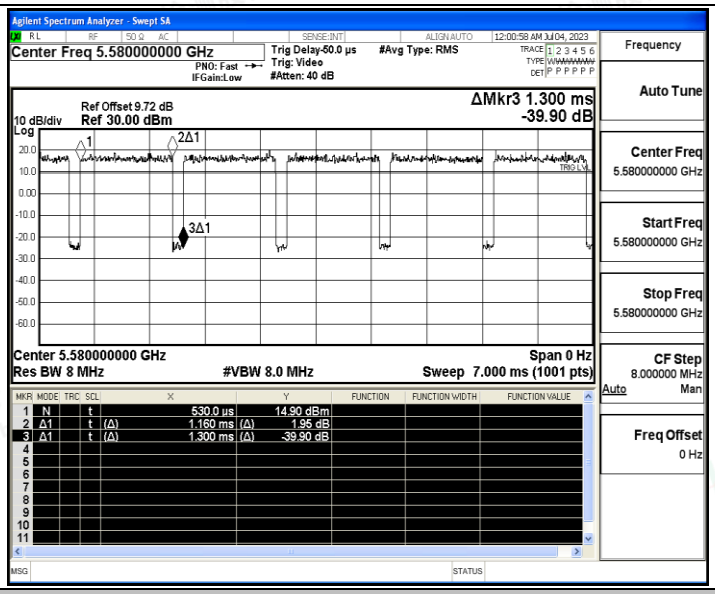

11AC20SISO_Ant1_5700

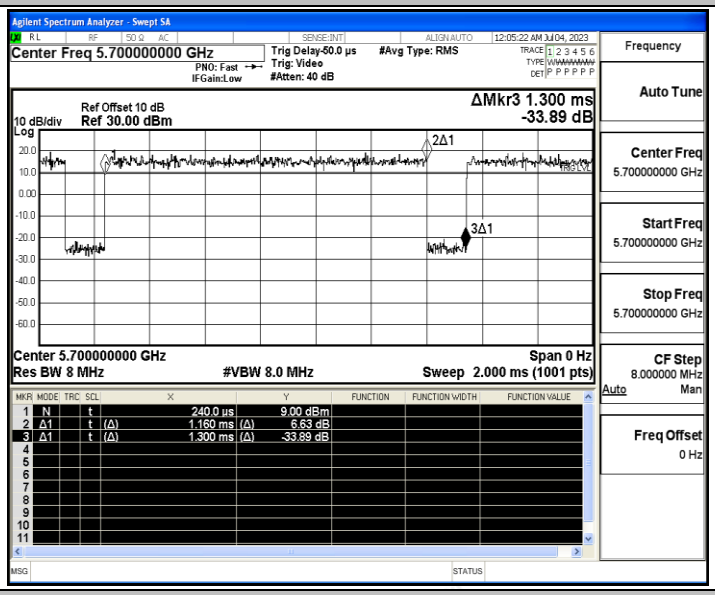

11AC40SISO_Ant1_5510

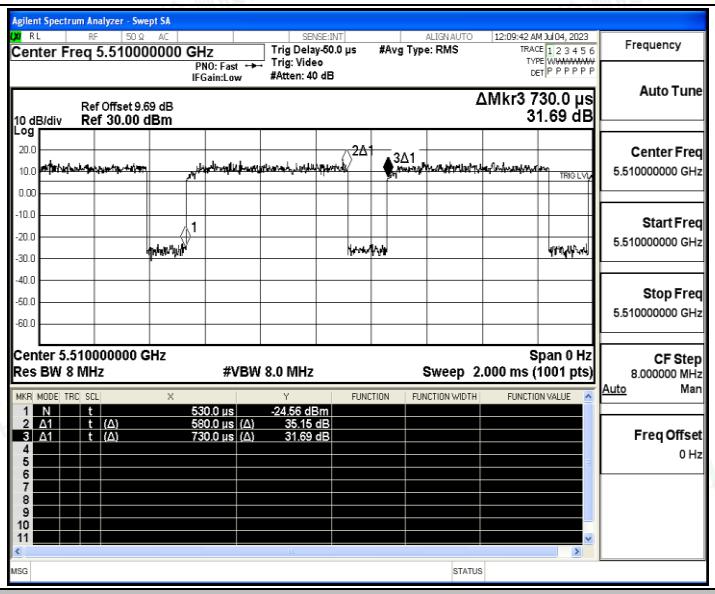

11AC40SISO_Ant1_5550

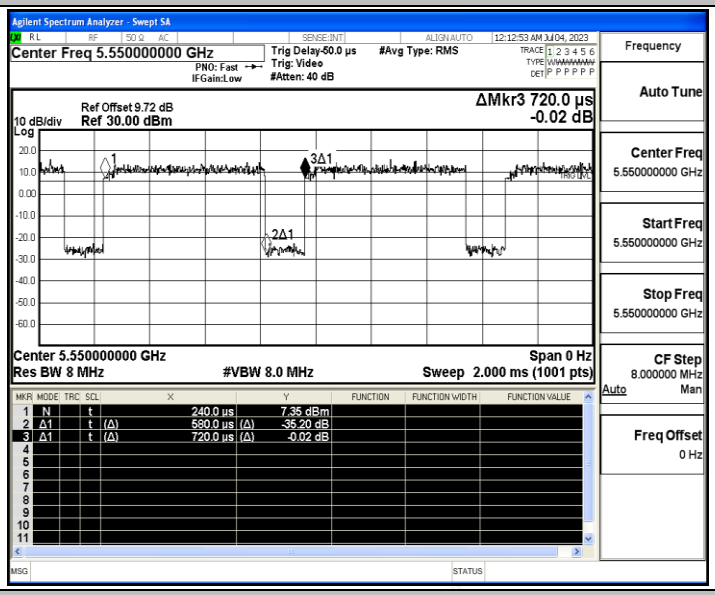

11AC40SISO_Ant1_5670

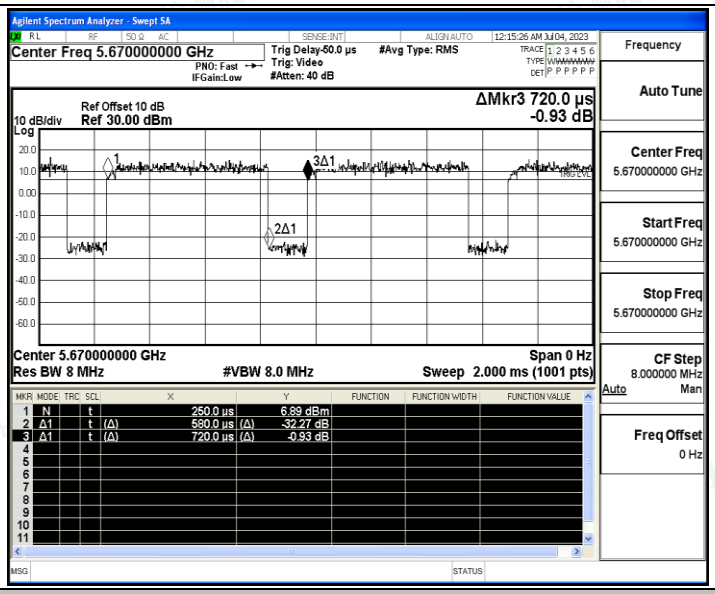

11AC80SISO_Ant1_5530

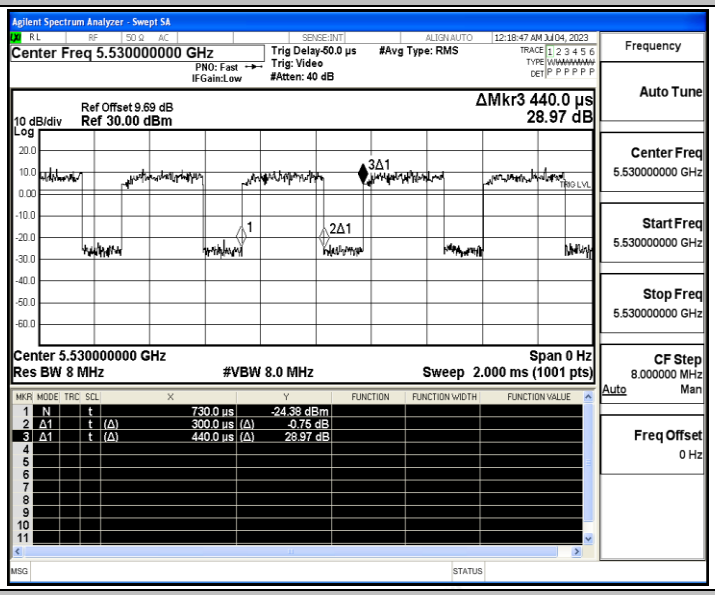

11AC80SISO_Ant1_5610

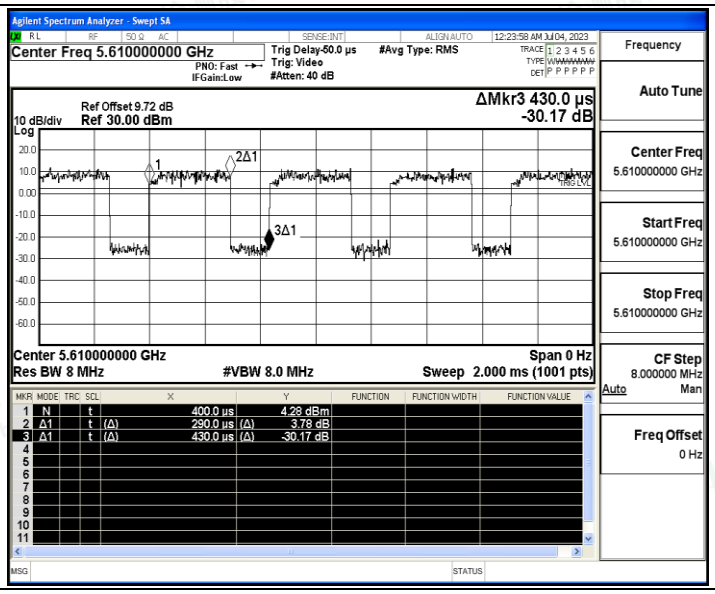
Agilent Spectrum Analyzer - Swept SA
Center Freq 5.610000000 GHz
PNO: Fast
IFGain:Low
Trig Delay-50.0 µs
Trig: Video
#Atten: 40 dB
#Avg Type: RMS
12:23:58 AM Jul 04, 2023
Frequency
Auto Tune
Ref Offset 9.72 dB
10 dB/div Ref 30.00 dBm
ΔMkr3 430.0 µs
-30.17 dB
Center Freq
5.610000000 GHz
Start Freq
5.610000000 GHz
Stop Freq
5.610000000 GHz
Center 5.610000000 GHz
Res BW 8 MHz
#VBW 8.0 MHz
Span 0 Hz
Sweep 2.000 ms (1001 pts)
CF Step
8.000000 MHz
Auto Man
Freq Offset
0 Hz
1 N t 400.0 µs 4.28 dBm
2 Δ1 t (Δ) 290.0 µs (Δ) 3.78 dB
3 Δ1 t (Δ) 430.0 µs (Δ) -30.17 dB