Appendix F

RF Test Data for 5.5GWIFI(Conducted Measurement)

Product Name: Tablet device

Test Model: Sundial

Environmental Conditions

Temperature:	23.8° C
Relative Humidity:	52.1%
ATM Pressure:	100.0 kPa
Test Engineer:	Nick Peng
Supervised by:	Ling Zhu

F.1 6dB Bandwidth

Test Result B4

TestMode	Antenna	Frequency[MHz]	6db EBW [MHz]	FL[MHz]	FH[MHz]	Limit[MHz]	Verdict
11A	Ant1	5745	16.360	5736.800	5753.160	0.5	PASS
		5785	16.320	5776.840	5793.160	0.5	PASS
		5825	16.360	5816.800	5833.160	0.5	PASS
11N20SISO	Ant1	5745	17.200	5736.360	5753.560	0.5	PASS
		5785	17.120	5776.440	5793.560	0.5	PASS
		5825	17.560	5816.200	5833.760	0.5	PASS
11N40SISO	Ant1	5755	36.320	5736.840	5773.160	0.5	PASS
		5795	36.000	5776.840	5812.840	0.5	PASS
11AC20SISO	Ant1	5745	17.320	5736.200	5753.520	0.5	PASS
		5785	17.560	5776.200	5793.760	0.5	PASS
		5825	17.560	5816.200	5833.760	0.5	PASS
11AC40SISO	Ant1	5755	36.320	5736.840	5773.160	0.5	PASS
		5795	36.240	5776.840	5813.080	0.5	PASS
11AC80SISO	Ant1	5775	75.360	5737.400	5812.760	0.5	PASS

Test Graphs B4

11A_Ant1_5745

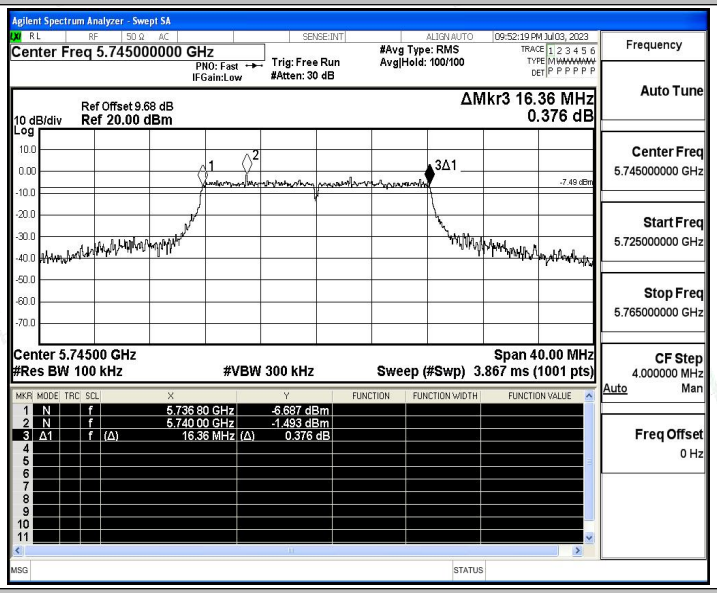

11A_Ant1_5785

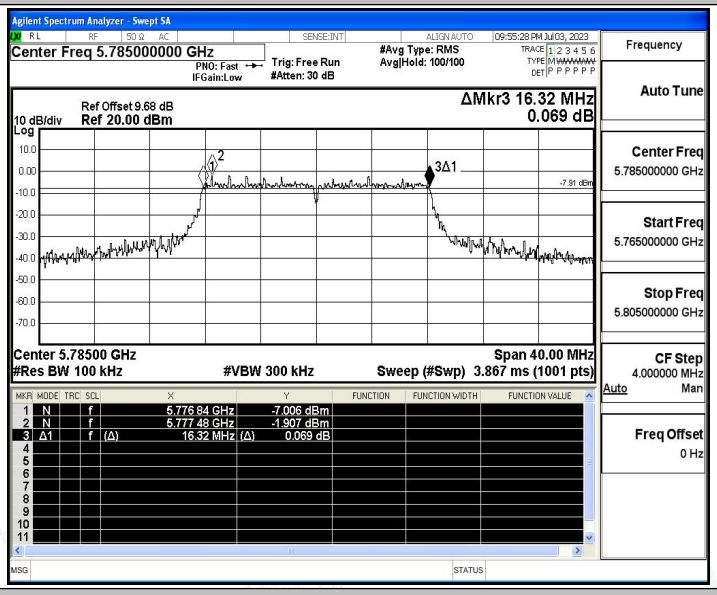

11A_Ant1_5825

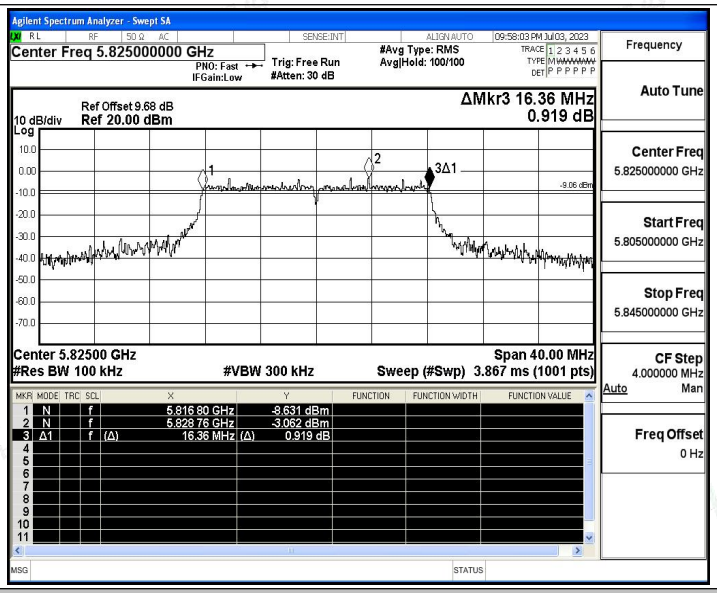

11N20SISO_Ant1_5745

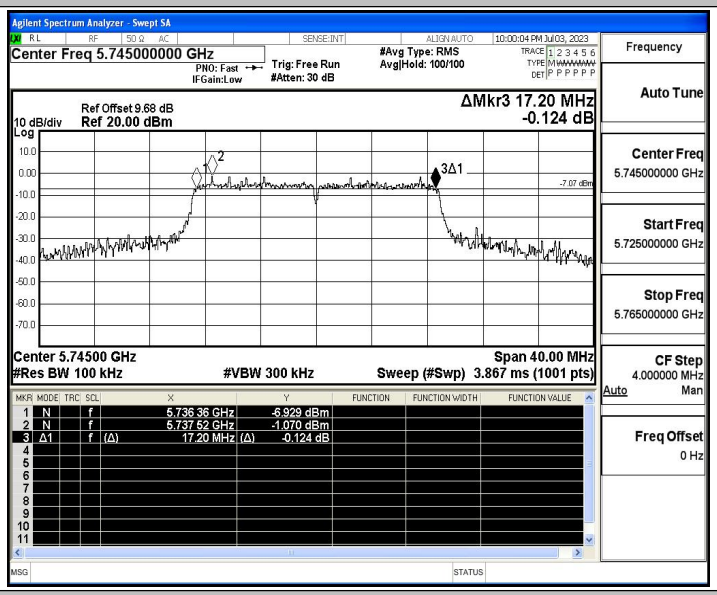

11N20SISO_Ant1_5785

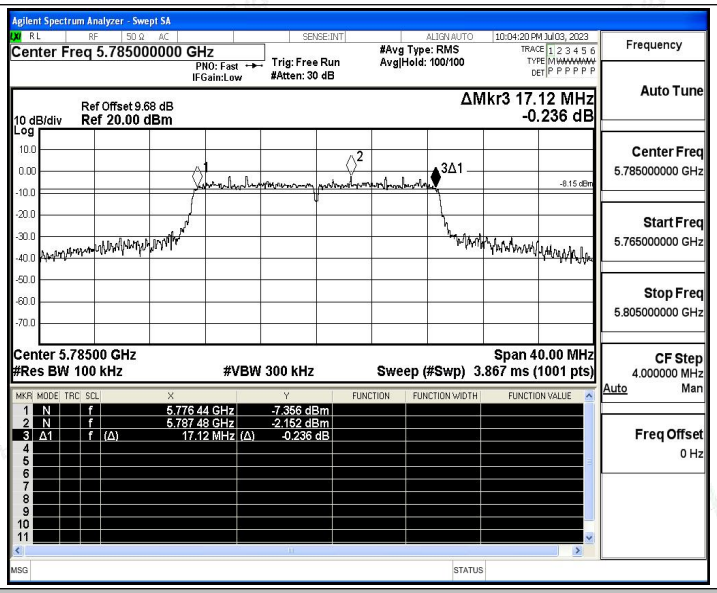

11N20SISO_Ant1_5825

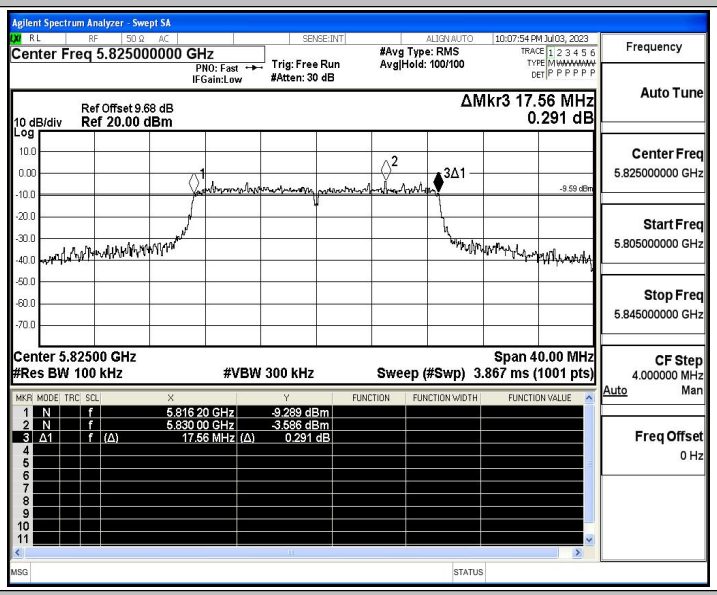

11N40SISO_Ant1_5755

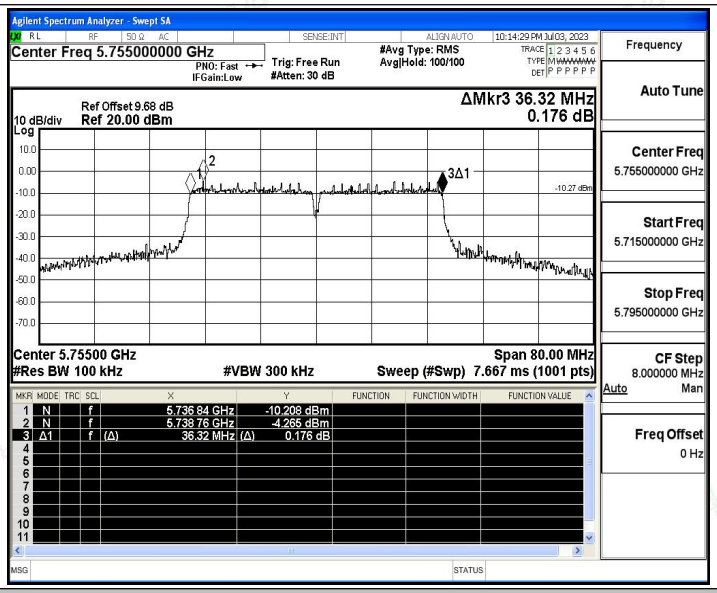

11N40SISO_Ant1_5795

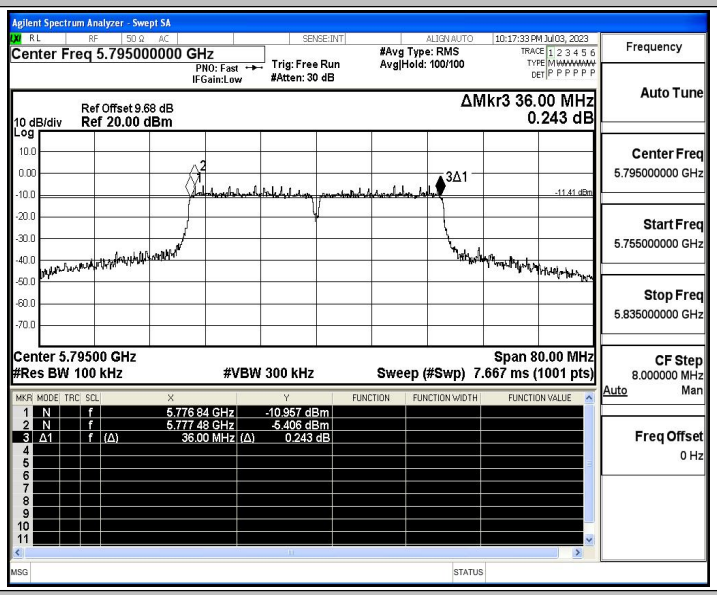

11AC20SISO_Ant1_5745

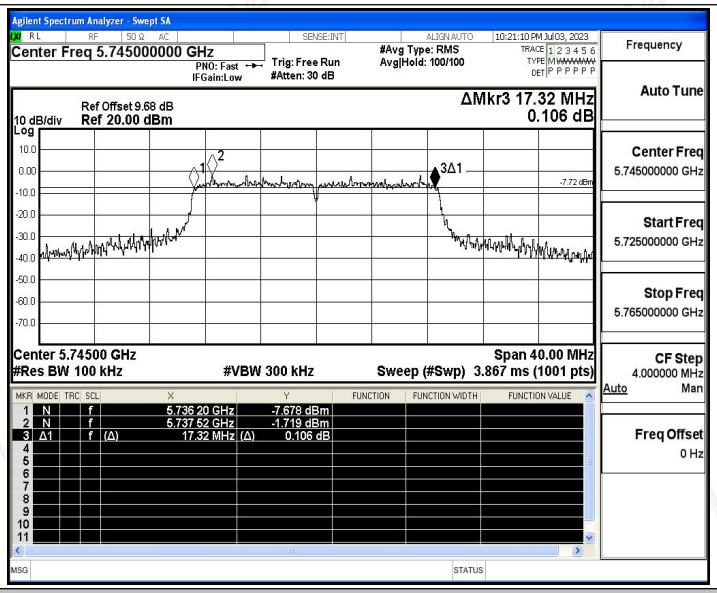

11AC20SISO_Ant1_5785

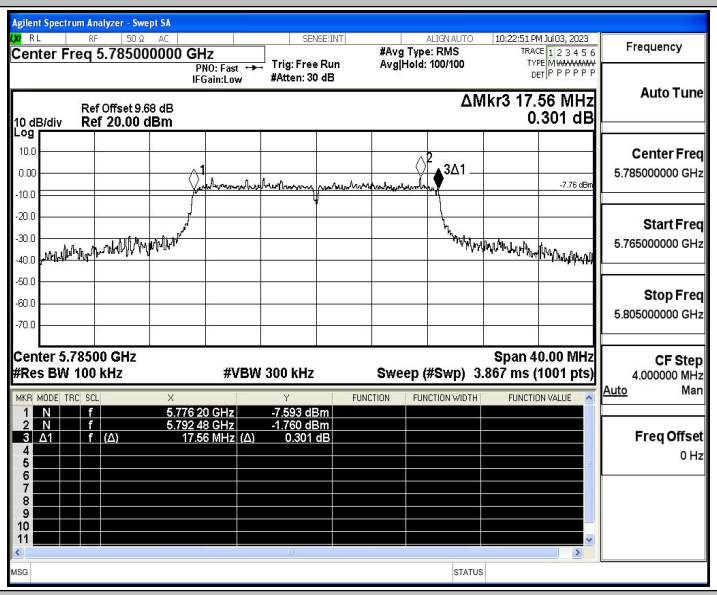

11AC20SISO_Ant1_5825

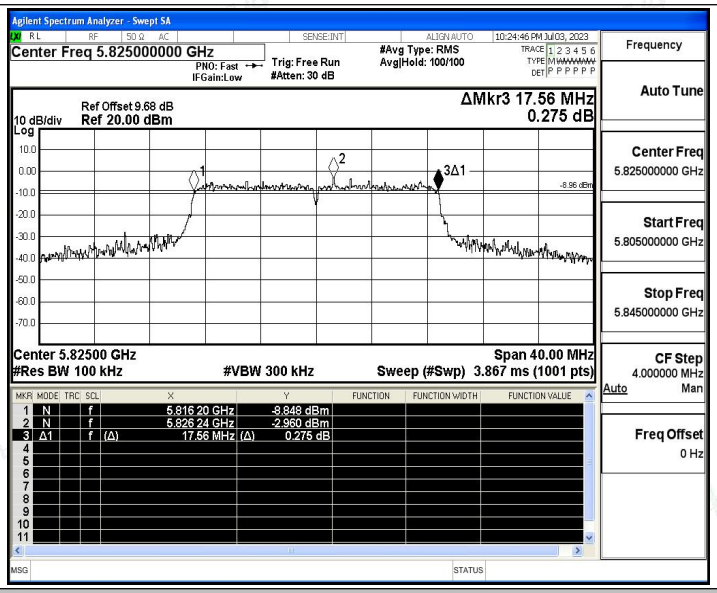

11AC40SISO_Ant1_5755

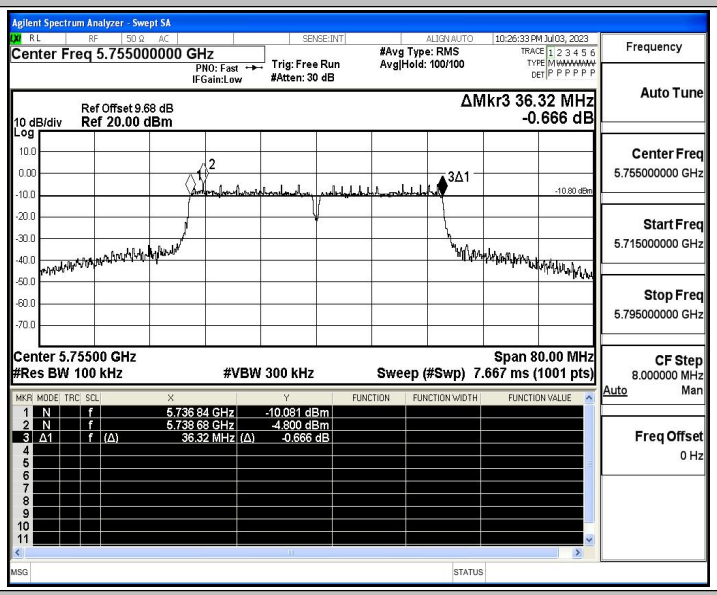

11AC40SISO_Ant1_5795

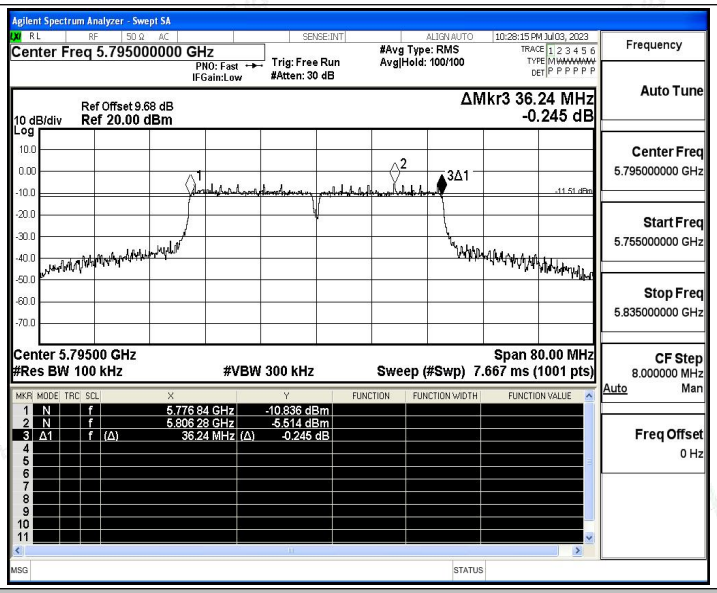

11AC80SISO_Ant1_5775

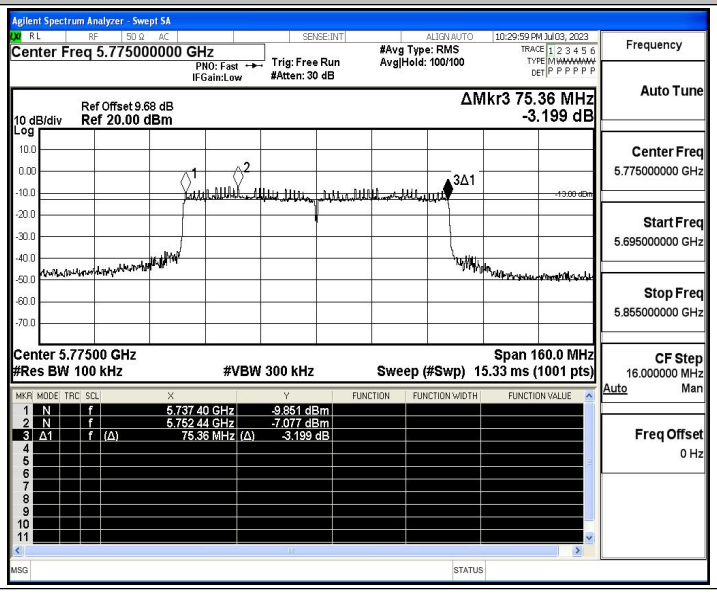

F.2 Maximum conducted output power

Test Result Channel Power

Test Mode	Antenna	Frequency[MHz]	Result [dBm]	Limit [dBm]	Verdict
11A	Ant1	5745	12.79	≤30.00	PASS
		5785	12.58	≤30.00	PASS
		5825	11.70	≤30.00	PASS
11N20SISO	Ant1	5745	13.06	≤30.00	PASS
		5785	12.92	≤30.00	PASS
		5825	13.90	≤30.00	PASS
11N40SISO	Ant1	5755	13.17	≤30.00	PASS
		5795	13.47	≤30.00	PASS
11AC20SISO	Ant1	5745	12.86	≤30.00	PASS
		5785	13.15	≤30.00	PASS
		5825	13.17	≤30.00	PASS
11AC40SISO	Ant1	5755	12.78	≤30.00	PASS
		5795	13.01	≤30.00	PASS
11AC80SISO	Ant1	5775	10.29	≤30.00	PASS

Note：The Duty Cycle Factor is compensated in the graph.

F.3 Maximum power spectral density

Test Result

TestMode	Antenna	Frequency[MHz]	Result [dBm/500KHz]	Limit [dBm/500KHz]	Verdict
11A	Ant1	5745	-4.03	≤30.00	PASS
		5785	-4.92	≤30.00	PASS
		5825	-5.85	≤30.00	PASS
11N20SISO	Ant1	5745	-4.1	≤30.00	PASS
		5785	-4.88	≤30.00	PASS
		5825	-6.05	≤30.00	PASS
11N40SISO	Ant1	5755	-7.31	≤30.00	PASS
		5795	-8.11	≤30.00	PASS
11AC20SISO	Ant1	5745	-4.21	≤30.00	PASS
		5785	-4.67	≤30.00	PASS
		5825	-5.55	≤30.00	PASS
11AC40SISO	Ant1	5755	-7.28	≤30.00	PASS
		5795	-8.28	≤30.00	PASS
11AC80SISO	Ant1	5775	-10.15	≤30.00	PASS

Note：1.The Result and Limit Unit is dBm/500 kHz in the band 5.725–5.85 GHz.
2.The Duty Cycle Factor and RBW Factor is compensated in the graph.

Test Graphs

11A_Ant1_5745

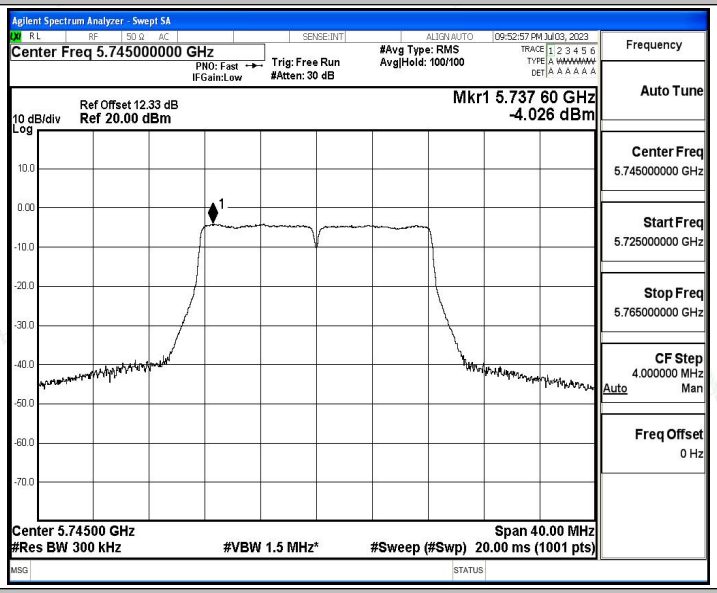

11A_Ant1_5785

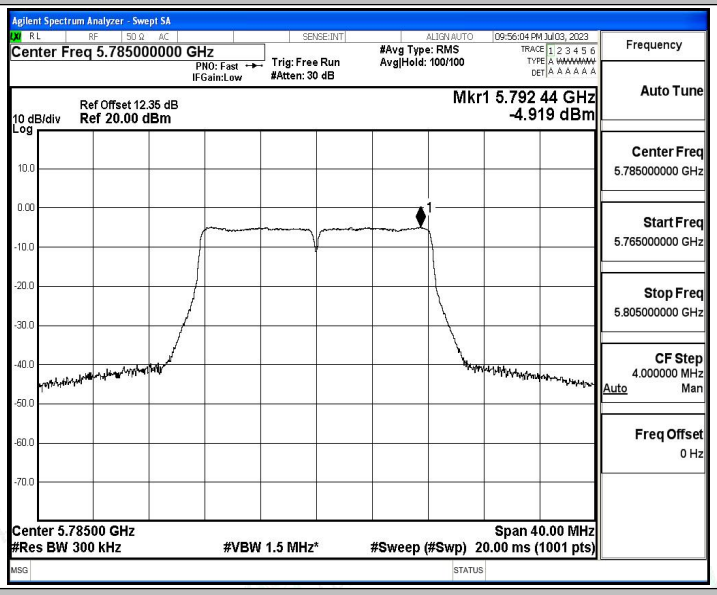

11A_Ant1_5825

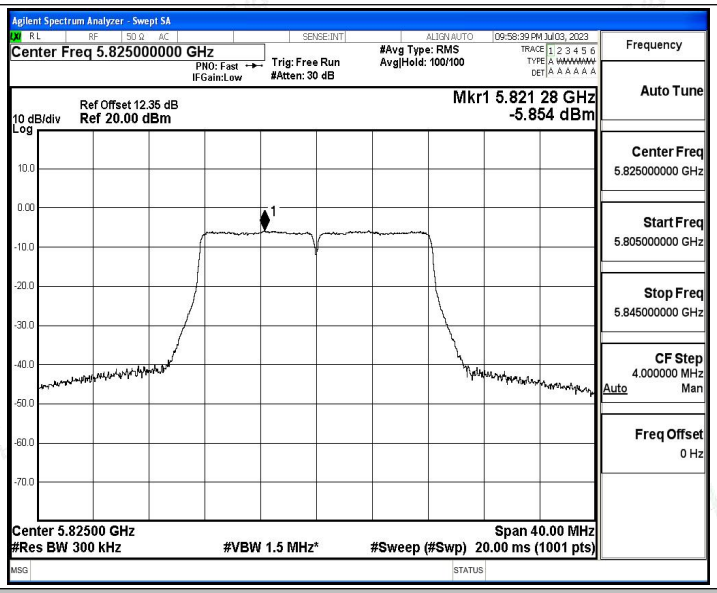

11N20SISO_Ant1_5745

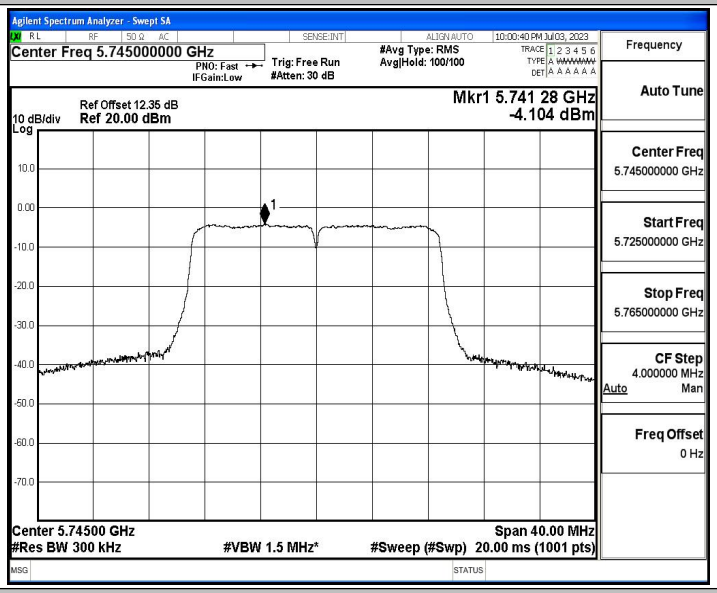

11N20SISO_Ant1_5785

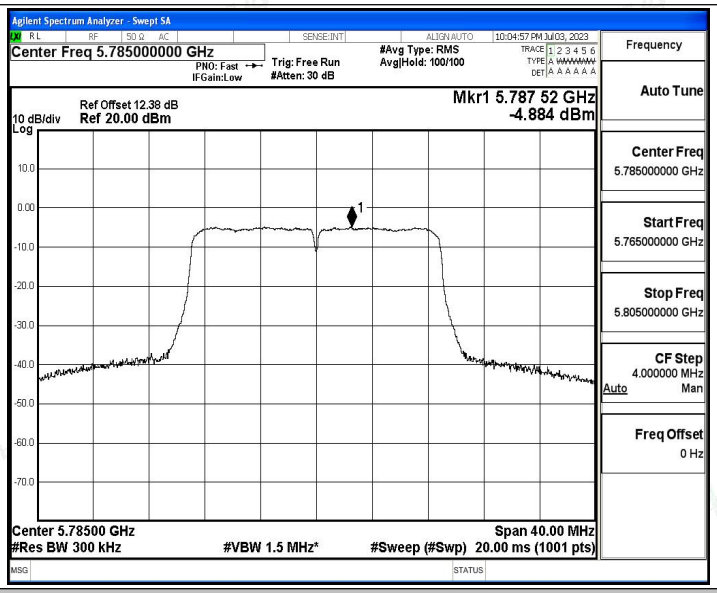

11N20SISO_Ant1_5825

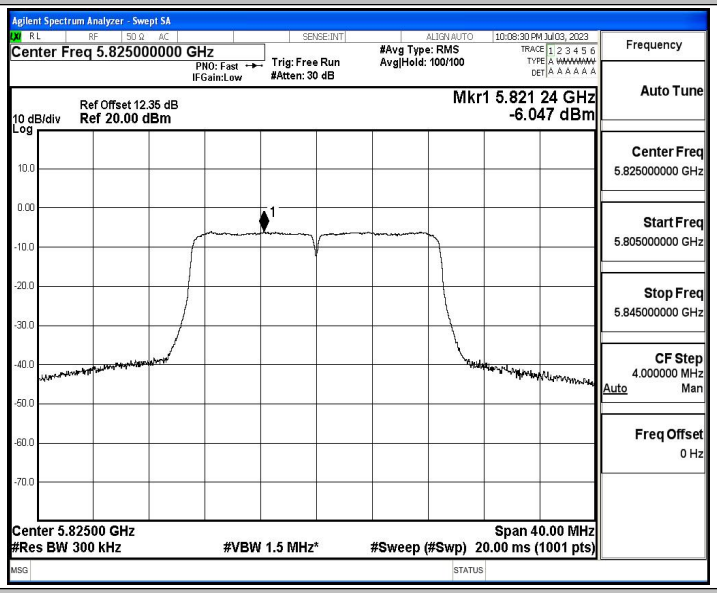

11N40SISO_Ant1_5755

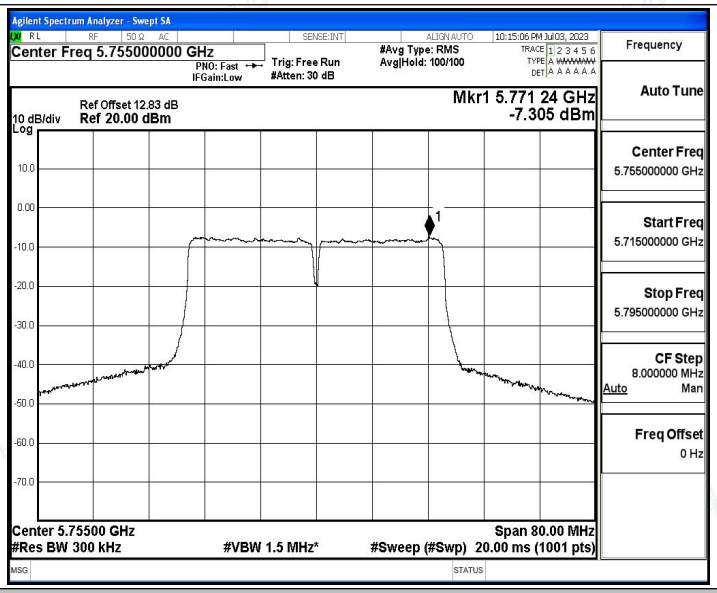

11N40SISO_Ant1_5795

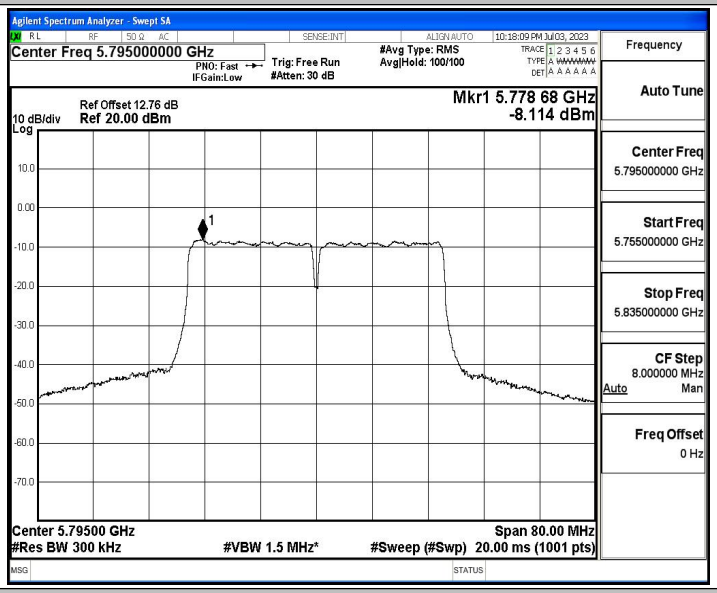

11AC20SISO_Ant1_5745

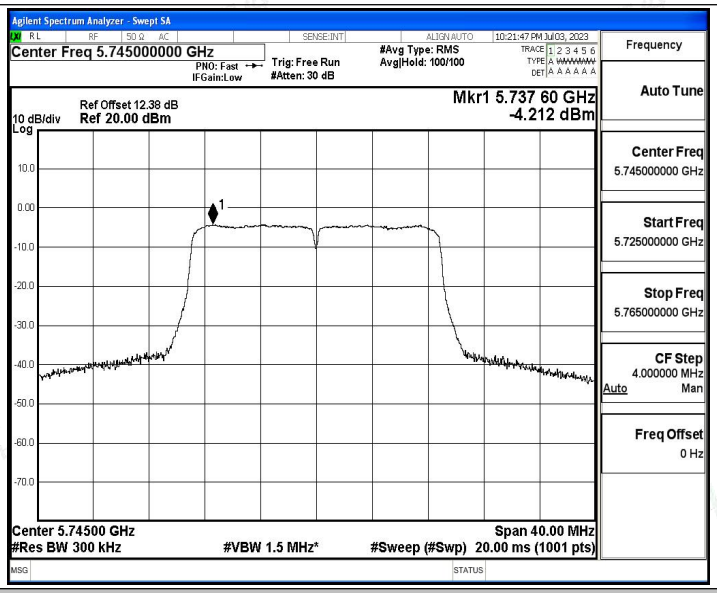

11AC20SISO_Ant1_5785

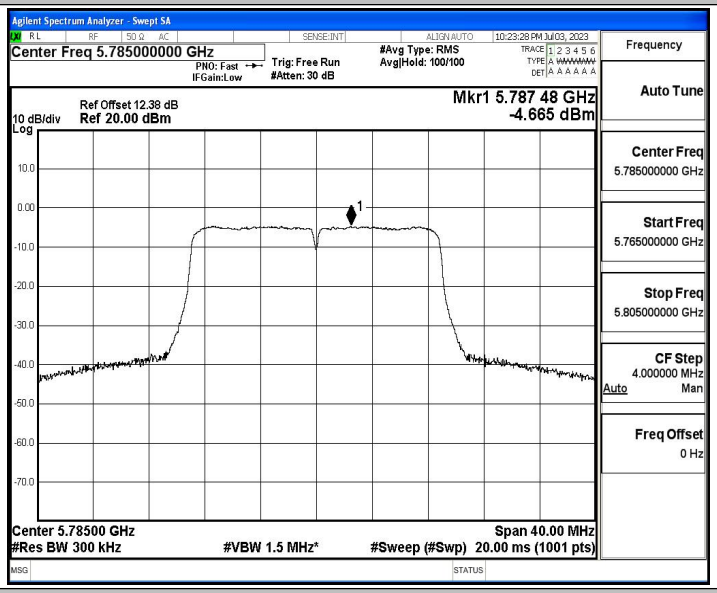

11AC20SISO_Ant1_5825

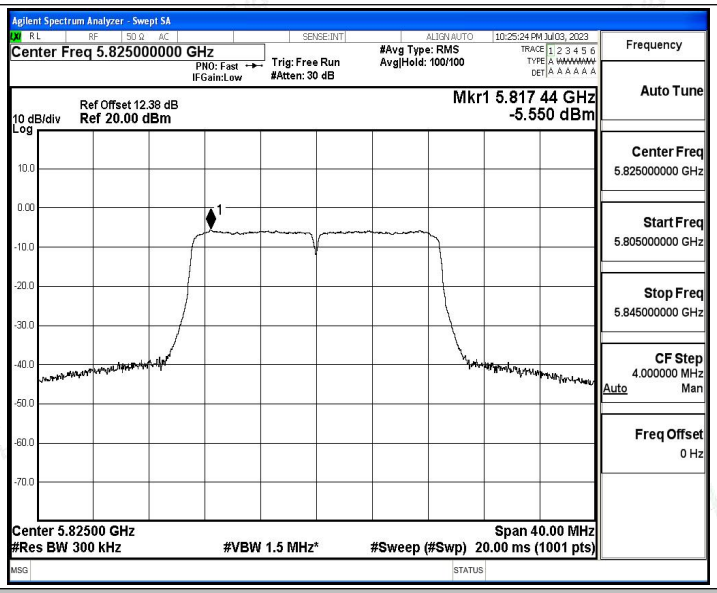

11AC40SISO_Ant1_5755

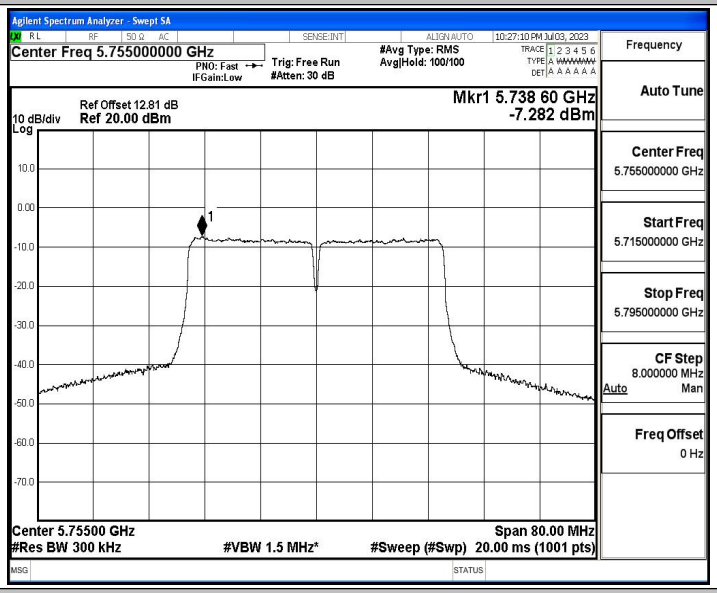

11AC40SISO_Ant1_5795

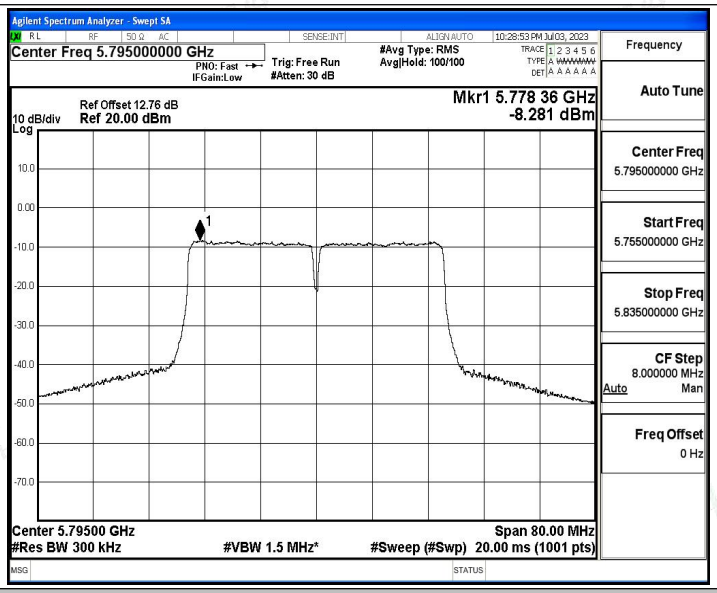

11AC80SISO_Ant1_5775

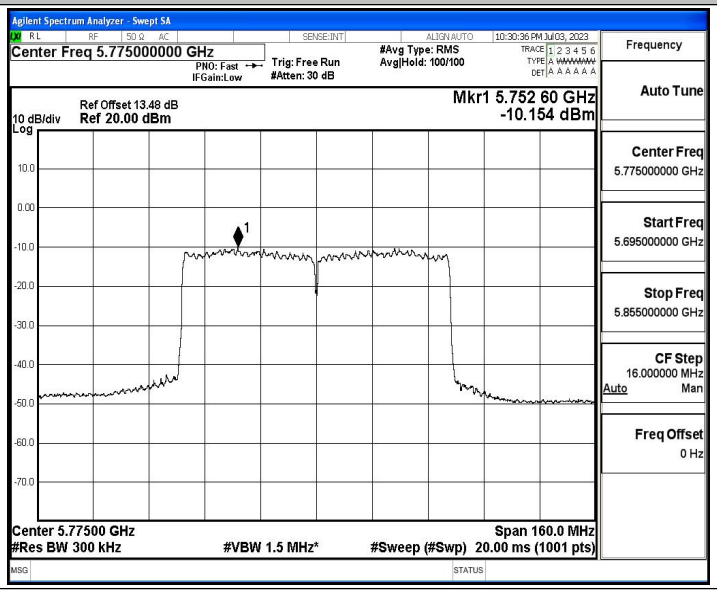

F.4 Emissions in Restricted Bands

Test Result

TestMode	Antenna	ChName	Frequency[MHz]	Detector	Freq [MHz]	Result [dBm]	Limit [dBm]	Result [dBuV/m]	Limit [dBuV/m]	Verdict
11A	Ant1	Low	5745	Peak	5650.000	-49.562	≤-27.00	---	---	PASS
				Peak	5700.000	-47.52	≤10.00	---	---	PASS
				Peak	5720.000	-31.84	≤15.60	---	---	PASS
				Peak	5725.000	-28.27	≤27.00	- --	- --	PASS
		High	5825	Peak	5850.000	-34.409	≤15.60	---	---	PASS
				Peak	5855.000	-41.34	≤27.00	---	---	PASS
				Peak	5875.000	-49.95	≤15.60	---	---	PASS
				Peak	5925.000	-50.33	≤10.00	- --	- --	PASS
11N20SISO	Ant1	Low	5745	Peak	5650.000	-49.596	≤-27.00	---	---	PASS
				Peak	5700.000	-45.98	≤10.00	---	---	PASS
				Peak	5720.000	-34.24	≤15.60	---	---	PASS
				Peak	5725.000	-25	≤27.00	- --	- --	PASS
		High	5825	Peak	5850.000	-32.465	≤15.60	---	---	PASS
				Peak	5855.000	-40.19	≤27.00	---	---	PASS
				Peak	5875.000	-49.52	≤15.60	---	---	PASS
				Peak	5925.000	-49.89	≤10.00	- --	- --	PASS
11N40SISO	Ant1	Low	5755	Peak	5650.000	-49.55	≤-27.00	---	---	PASS
				Peak	5700.000	-46.49	≤10.00	---	---	PASS
				Peak	5720.000	-30.49	≤15.60	---	---	PASS
				Peak	5725.000	-29.04	≤27.00	- --	- --	PASS
		High	5795	Peak	5850.000	-50.079	≤15.60	---	---	PASS
				Peak	5855.000	-49.23	≤27.00	---	---	PASS
				Peak	5875.000	-49.67	≤15.60	---	---	PASS
				Peak	5925.000	-51.37	≤10.00	- --	- --	PASS
11AC20SISO	Ant1	Low	5745	Peak	5650.000	-47.811	≤-27.00	---	---	PASS
				Peak	5700.000	-47.96	≤10.00	---	---	PASS
				Peak	5720.000	-25.99	≤15.60	---	---	PASS
				Peak	5725.000	-25.38	≤27.00	- --	- --	PASS
		High	5825	Peak	5850.000	-31.426	≤15.60	---	---	PASS

				Peak	5855.000	-39.53	≤27.00	---	---	PASS
				Peak	5875.000	-47.48	≤15.60	---	---	PASS
				Peak	5925.000	-51.08	≤10.00	- --	- --	PASS
11AC40SISO	Ant1	Low	5755	Peak	5650.000	-49.689	≤-27.00	---	---	PASS
				Peak	5700.000	-45.14	≤10.00	---	---	PASS
				Peak	5720.000	-31.16	≤15.60	---	---	PASS
				Peak	5725.000	-28.88	≤27.00	- --	- --	PASS
		High	5795	Peak	5850.000	-47.743	≤15.60	---	---	PASS
				Peak	5855.000	-49.47	≤27.00	---	---	PASS
				Peak	5875.000	-49.21	≤15.60	---	---	PASS
				Peak	5925.000	-50.66	≤10.00	- --	- --	PASS
11AC80SISO	Ant1	Low	5775	Peak	5650.000	-48.058	≤-27.00	---	---	PASS
				Peak	5700.000	-35.84	≤10.00	---	---	PASS
				Peak	5720.000	-35.82	≤15.60	---	---	PASS
				Peak	5725.000	-29.49	≤27.00	- --	- --	PASS
		High	5775	Peak	5850.000	-42.409	≤15.60	---	---	PASS
				Peak	5855.000	-39.29	≤27.00	---	---	PASS
				Peak	5875.000	-45.83	≤15.60	---	---	PASS
				Peak	5925.000	-50.82	≤10.00	- --	- --	PASS

Note:

1. The Antenna Gain is compensated in the graph.
2. For transmitters operating in 5150-5350 GHz band and 5470-5725 GHz band: The limit in dBm for average detector is conversion from 54dBuV/m, according to 15.209(a). The limit in dBm for peak detector is 20dB above the limit of average detector in dBm.

Test Graphs

11A_Ant1_Low_5745_Peak

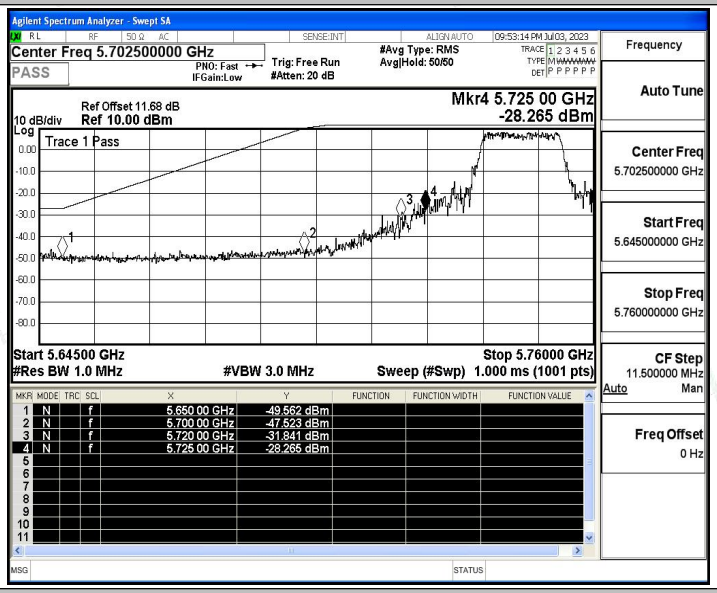

11A_Ant1_High_5825_Peak

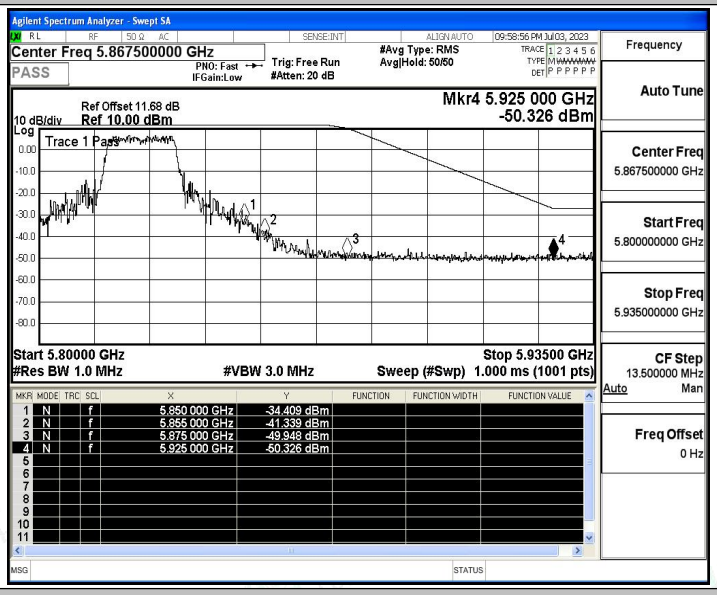

11N20SISO_Ant1_Low_5745_Peak

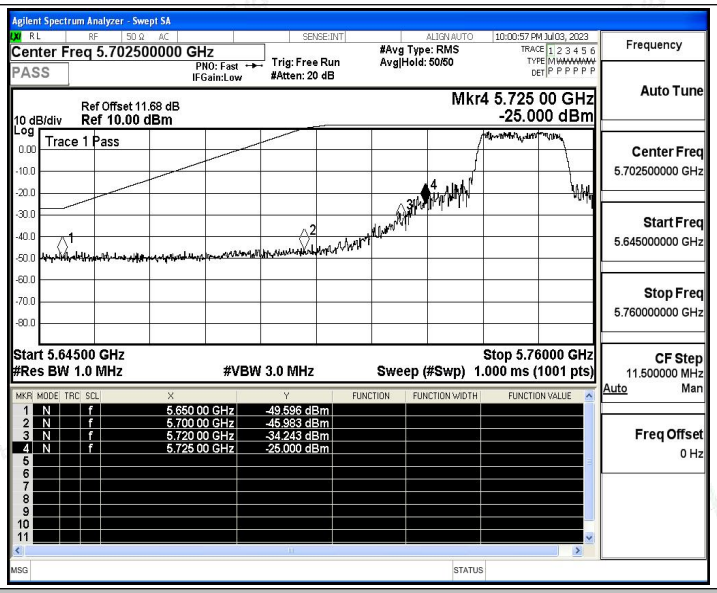

11N20SISO_Ant1_High_5825_Peak

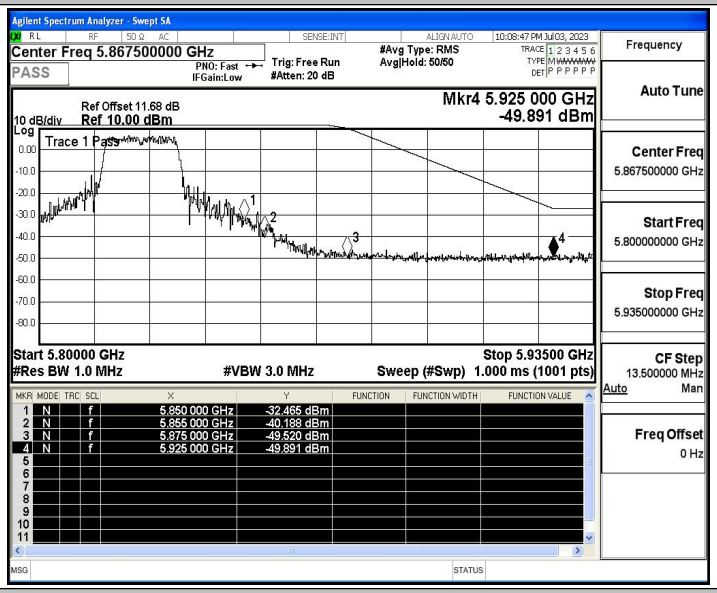

11N40SISO_Ant1_Low_5755_Peak