3DH5_Ant1_Low_2402

3DH5_Ant1_High_2480

3DH5_Ant1_Low_Hop_2402

3DH5_Ant1_High_Hop_2480

Appendix H: Conducted Spurious Emission

Test Result

TestMode	Antenna	Frequency[MHz]	FreqRange [MHz]	RefLevel [dBm]	Result [dBm]	Limit [dBm]	Verdict
DH5	Ant1	2402	Reference	0.00	0.00	---	PASS
			30~1000	0.00	-58.28	≤-20	PASS
			1000~26500	0.00	-48.77	≤-20	PASS
		2441	Reference	0.27	0.27	---	PASS
			30~1000	0.27	-58.21	≤-19.73	PASS
			1000~26500	0.27	-48.16	≤-19.73	PASS
		2480	Reference	-0.01	-0.01	---	PASS
			30~1000	-0.01	-58.16	≤-20.01	PASS
			1000~26500	-0.01	-46.86	≤-20.01	PASS
2DH5	Ant1	2402	Reference	0.27	0.27	---	PASS
			30~1000	0.27	-58.34	≤-19.73	PASS
			1000~26500	0.27	-50.32	≤-19.73	PASS
		2441	Reference	0.27	0.27	---	PASS
			30~1000	0.27	-58.01	≤-19.73	PASS
			1000~26500	0.27	-49.03	≤-19.73	PASS
		2480	Reference	-0.04	-0.04	---	PASS
			30~1000	-0.04	-57.98	≤-20.04	PASS
			1000~26500	-0.04	-46.49	≤-20.04	PASS
3DH5	Ant1	2402	Reference	0.15	0.15	---	PASS
			30~1000	0.15	-58.19	≤-19.85	PASS
			1000~26500	0.15	-49.85	≤-19.85	PASS
		2441	Reference	0.26	0.26	---	PASS
			30~1000	0.26	-58.52	≤-19.74	PASS
			1000~26500	0.26	-47.21	≤-19.74	PASS
		2480	Reference	-0.05	-0.05	---	PASS
			30~1000	-0.05	-58.94	≤-20.05	PASS
			1000~26500	-0.05	-49.98	≤-20.05	PASS

Test Graphs

DH5_Ant1_2402_0~Reference

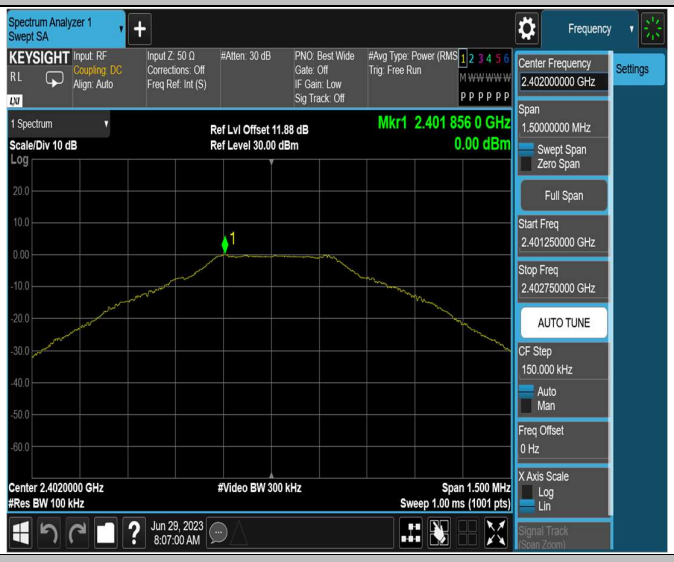

DH5_Ant1_2402_30~1000

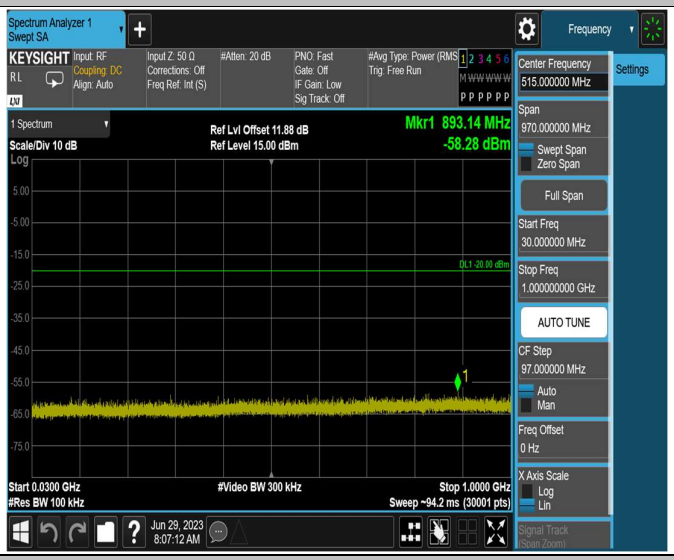

DH5_Ant1_2402_1000~26500

DH5_Ant1_2441_0~Reference

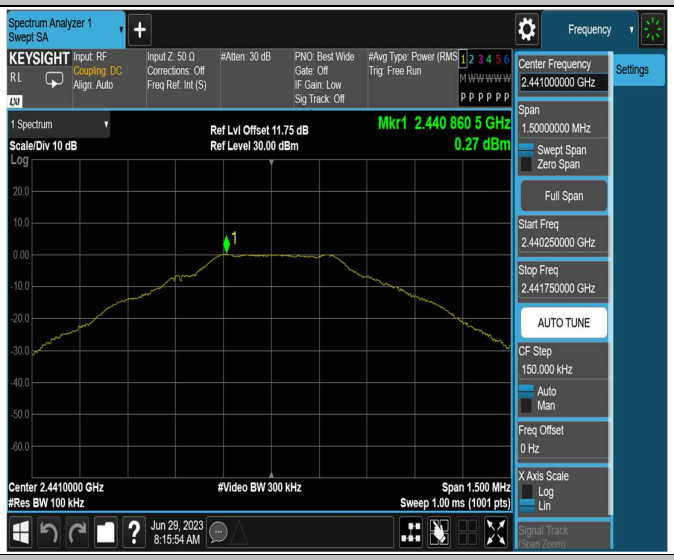

DH5_Ant1_2441_30~1000

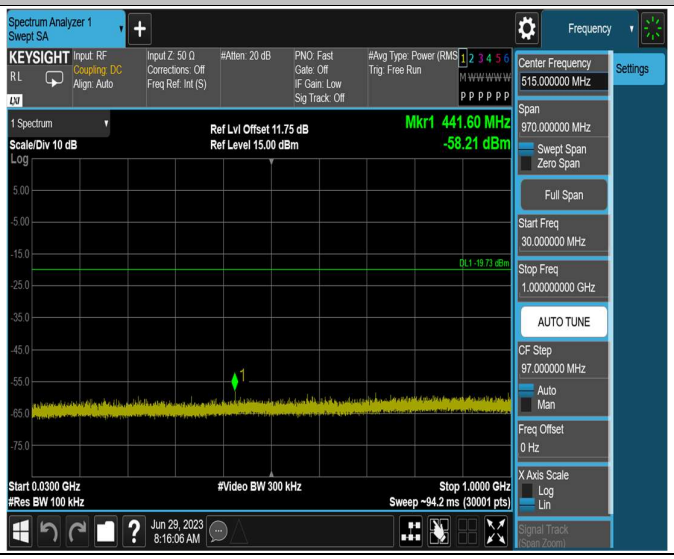

DH5_Ant1_2441_1000~26500

DH5_Ant1_2480_0~Reference

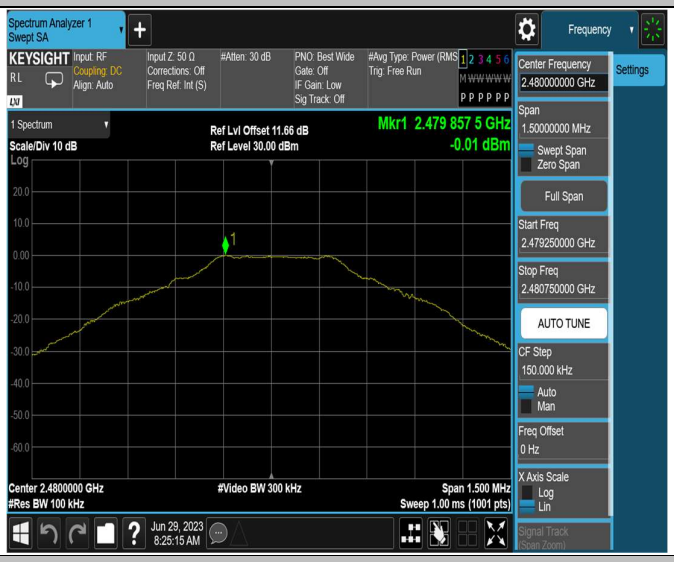

DH5_Ant1_2480_30~1000

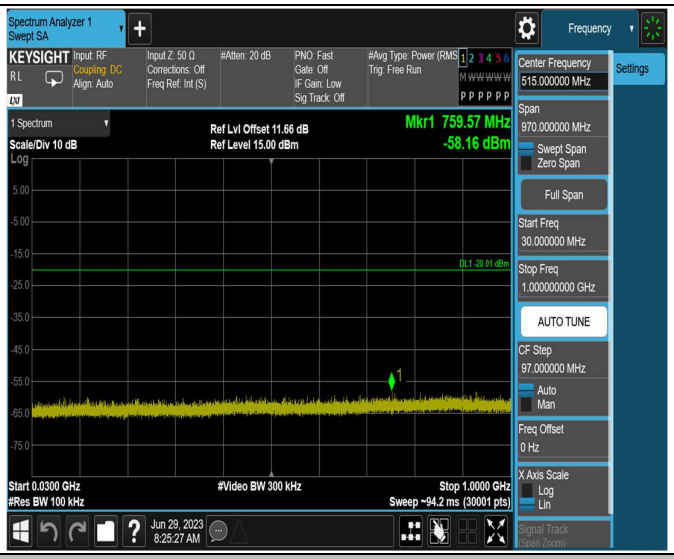

DH5_Ant1_2480_1000~26500

2DH5_Ant1_2402_0~Reference

2DH5_Ant1_2402_30~1000

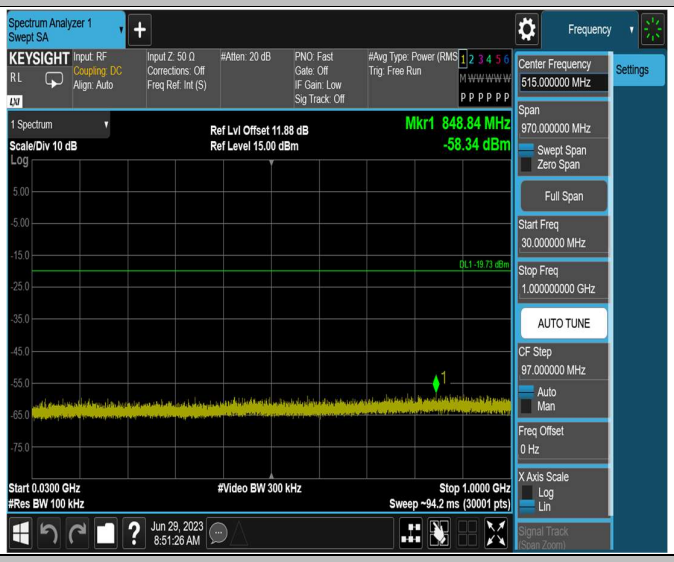

2DH5_Ant1_2402_1000~26500

2DH5_Ant1_2441_0~Reference

2DH5_Ant1_2441_30~1000

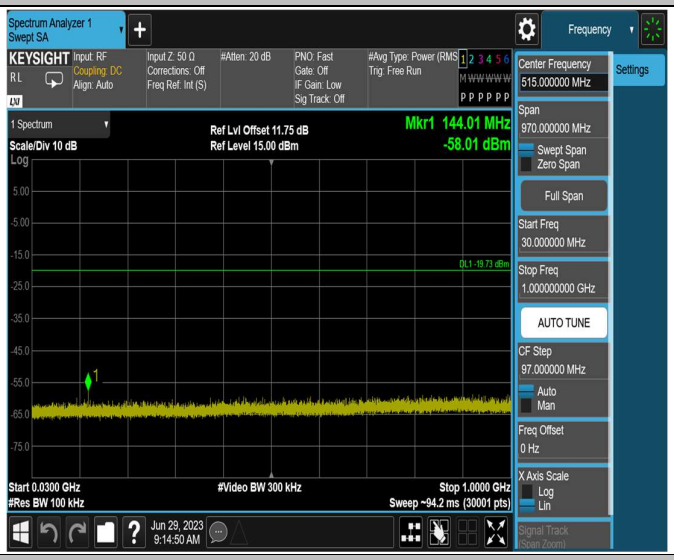

2DH5_Ant1_2441_1000~26500

2DH5_Ant1_2480_0~Reference

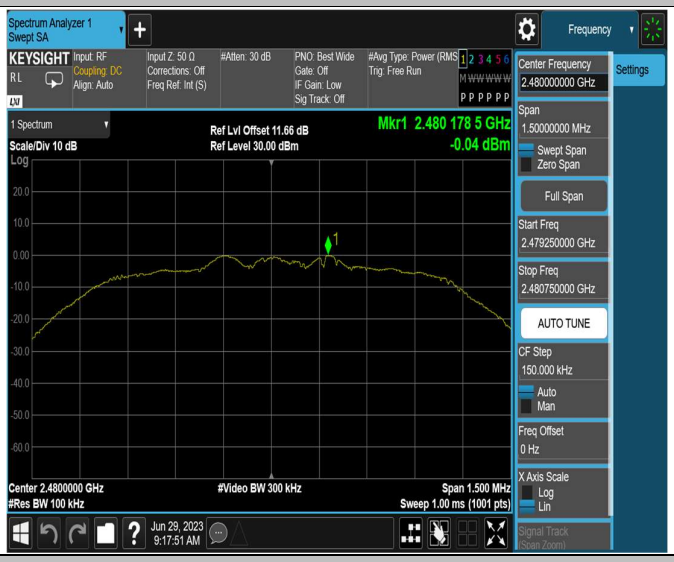

2DH5_Ant1_2480_30~1000

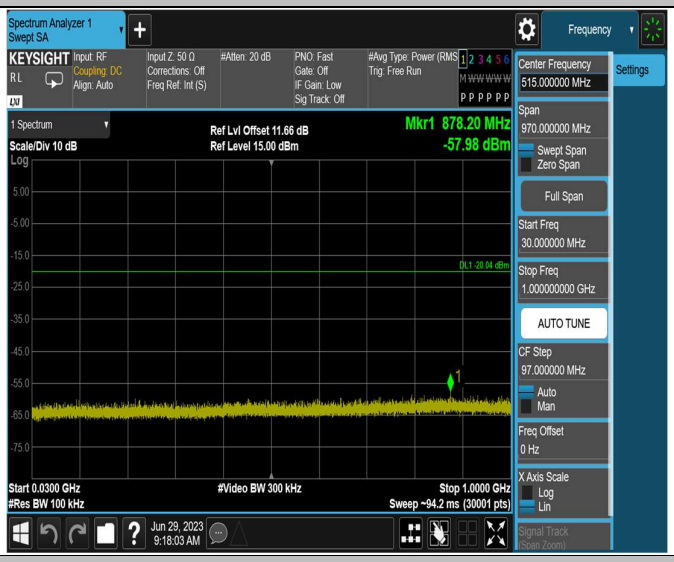

2DH5_Ant1_2480_1000~26500

3DH5_Ant1_2402_0~Reference

3DH5_Ant1_2402_30~1000

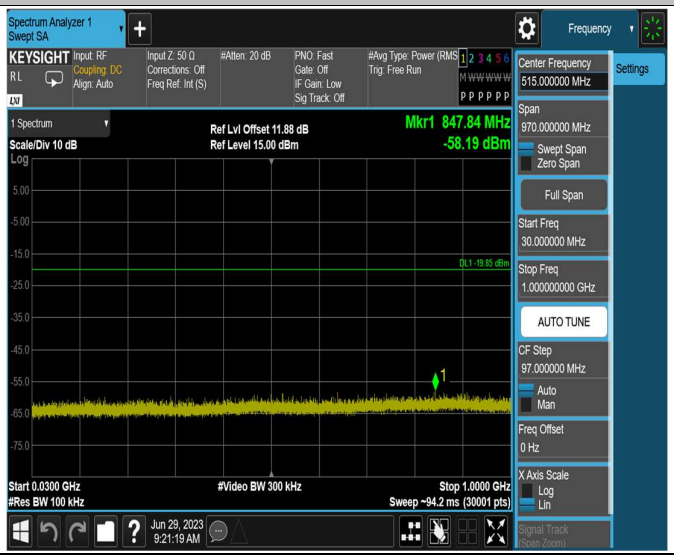

3DH5_Ant1_2402_1000~26500

3DH5_Ant1_2441_0~Reference

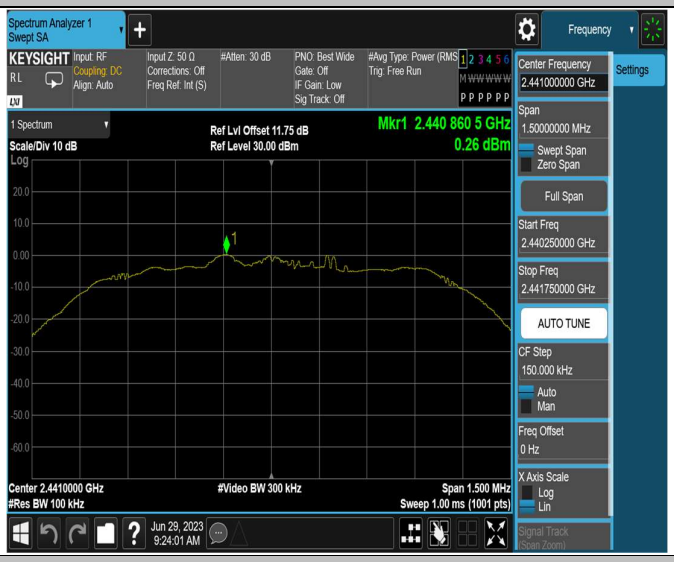

3DH5_Ant1_2441_30~1000

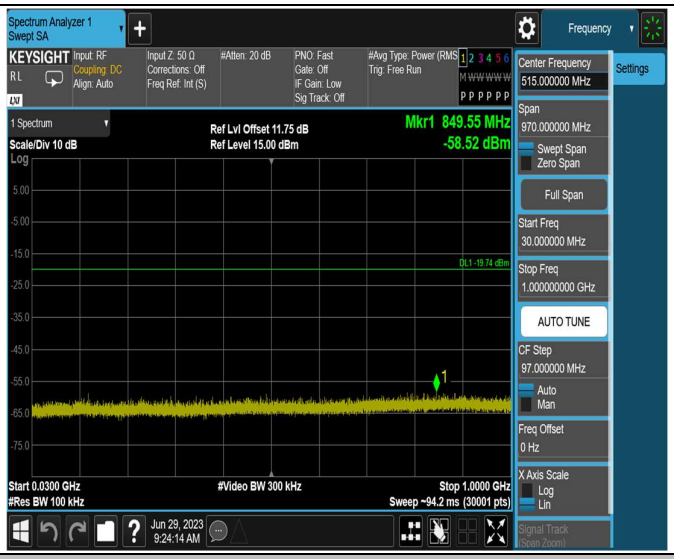

3DH5_Ant1_2441_1000~26500

3DH5_Ant1_2480_0~Reference

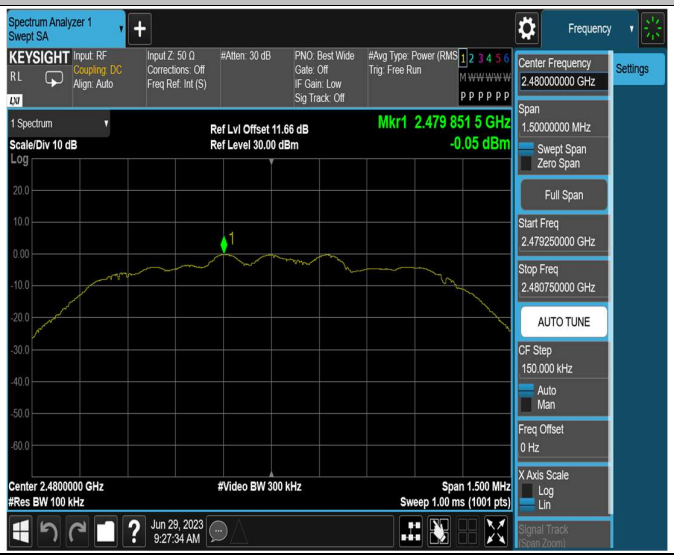

3DH5_Ant1_2480_30~1000

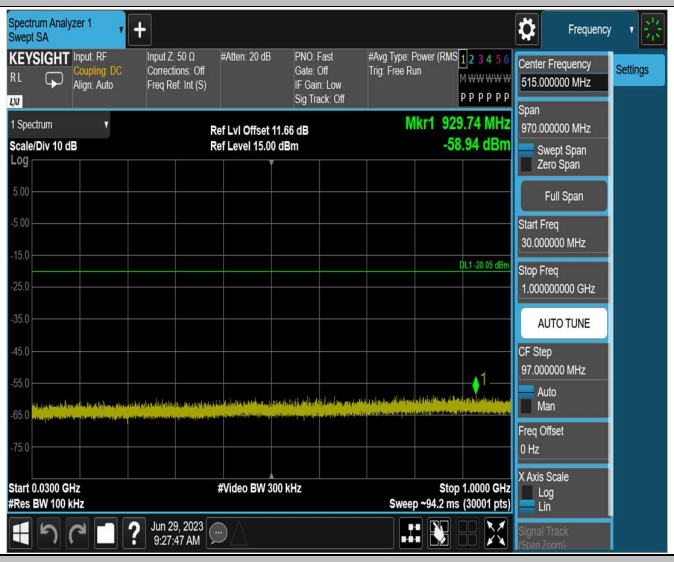

3DH5_Ant1_2480_1000~26500

Appendix I: Duty Cycle

Test Result

TestMode	Antenna	Frequency[MHz]	ON Time [ms]	Period [ms]	Duty Cycle [%]
DH5	Ant1	2402	2.89	3.75	77.07
		2441	2.88	3.75	76.80
		2480	2.88	3.75	76.80
2DH5	Ant1	2402	2.88	3.75	76.80
		2441	2.88	3.74	77.01
		2480	2.89	3.75	77.07
3DH5	Ant1	2402	2.89	3.76	76.86
		2441	2.89	3.75	77.07
		2480	2.89	3.75	77.07

Test Graphs

DH5_Ant1_2402

DH5_Ant1_2441

DH5_Ant1_2480

2DH5_Ant1_2402

2DH5_Ant1_2441

2DH5_Ant1_2480

3DH5_Ant1_2402

3DH5_Ant1_2441

3DH5_Ant1_2480

Appendix J: Emissions in Restricted Bands

Test Result

Mode:	DH5-2402

NO.	Freq. [MHz]	Level [dBμV/m]	Factor [dB/m]	Limit [dBμV/m]	Margin [dB]	Height [cm]	Angle [°]	Polarity
1	2310	47.78	7.84	74.00	26.22	150	27	Horizontal
2	2339.36	49.57	8.38	74.00	24.43	150	315	Horizontal
3	2343.12	49.01	8.24	74.00	24.99	150	158	Horizontal
4	2360.24	49.72	8.37	74.00	24.28	150	175	Horizontal
5	2377.36	50.72	8.92	74.00	23.28	150	358	Horizontal
6	2390	49.22	9.32	74.00	24.78	150	280	Horizontal

NO.	Freq. [MHz]	Level [dBμV/m]	Factor [dB/m]	Limit [dBμV/m]	Margin [dB]	Height [cm]	Angle [°]	Polarity
1	2310	47.35	7.84	74.00	26.65	150	352	Vertical
2	2338.72	49.41	8.35	74.00	24.59	150	243	Vertical
3	2346.64	48.80	8.07	74.00	25.20	150	0	Vertical
4	2362.48	49.69	8.27	74.00	24.31	150	26	Vertical
5	2385.36	50.04	9.13	74.00	23.96	150	189	Vertical
6	2390	50.18	9.32	74.00	23.82	150	290	Vertical

Mode:	DH5-2480

NO.	Freq. [MHz]	Level [dBμV/m]	Factor [dB/m]	Limit [dBμV/m]	Margin [dB]	Height [cm]	Angle [°]	Polarity
1	2483.5	49.29	9.65	74.00	24.71	150	171	Horizontal
2	2487.72	51.60	9.32	74.00	22.40	150	360	Horizontal
3	2489.57	51.65	9.16	74.00	22.35	150	14	Horizontal
4	2495.24	49.81	9.32	74.00	24.19	150	217	Horizontal
5	2499.20	50.06	9.30	74.00	23.94	150	119	Horizontal
6	2500	49.13	9.28	74.00	24.87	150	223	Horizontal

NO.	Freq. [MHz]	Level [dBμV/m]	Factor [dB/m]	Limit [dBμV/m]	Margin [dB]	Height [cm]	Angle [°]	Polarity
1	2483.5	49.84	9.65	74.00	24.16	150	254	Vertical
2	2485.87	50.51	9.16	74.00	23.49	150	341	Vertical
3	2488.21	50.51	9.37	74.00	23.49	150	266	Vertical
4	2492.19	49.90	9.08	74.00	24.10	150	226	Vertical
5	2494.29	50.95	9.26	74.00	23.05	150	169	Vertical
6	2500	49.20	9.28	74.00	24.80	150	48	Vertical

Mode:	2DH5-2402

NO.	Freq. [MHz]	Level [dBμV/m]	Factor [dB/m]	Limit [dBμV/m]	Margin [dB]	Height [cm]	Angle [°]	Polarity
1	2310	47.95	7.84	74.00	26.05	150	321	Horizontal
2	2342.72	49.23	8.28	74.00	24.77	150	57	Horizontal
3	2354.8	51.49	8.27	74.00	22.51	150	249	Horizontal
4	2372.88	49.49	8.89	74.00	24.51	150	87	Horizontal
5	2383.36	50.39	8.94	74.00	23.61	150	141	Horizontal
6	2390	48.72	9.32	74.00	25.28	150	194	Horizontal

NO.	Freq. [MHz]	Level [dBμV/m]	Factor [dB/m]	Limit [dBμV/m]	Margin [dB]	Height [cm]	Angle [°]	Polarity
1	2310	47.80	7.84	74.00	26.20	150	1	Vertical
2	2339.6	50.13	8.35	74.00	23.87	150	274	Vertical
3	2345.52	49.00	8.10	74.00	25.00	150	207	Vertical
4	2355.2	49.58	8.30	74.00	24.42	150	58	Vertical
5	2379.84	50.07	8.95	74.00	23.93	150	138	Vertical
6	2390	49.42	9.32	74.00	24.58	150	35	Vertical

Mode:	2DH5-2480

NO.	Freq. [MHz]	Level [dBμV/m]	Factor [dB/m]	Limit [dBμV/m]	Margin [dB]	Height [cm]	Angle [°]	Polarity
1	2483.5	50.27	9.65	74.00	23.73	150	117	Horizontal
2	2486.32	50.62	9.11	74.00	23.38	150	293	Horizontal
3	2489.83	50.77	9.10	74.00	23.23	150	108	Horizontal
4	2492.77	50.12	9.28	74.00	23.88	150	84	Horizontal
5	2496.46	49.88	9.31	74.00	24.12	150	296	Horizontal
6	2500	48.95	9.28	74.00	25.05	150	275	Horizontal

NO.	Freq. [MHz]	Level [dBμV/m]	Factor [dB/m]	Limit [dBμV/m]	Margin [dB]	Height [cm]	Angle [°]	Polarity
1	2483.5	49.71	9.65	74.00	24.29	150	144	Vertical
2	2488.89	51.51	9.29	74.00	22.49	150	163	Vertical
3	2490.51	50.89	9.09	74.00	23.11	150	215	Vertical
4	2493.48	50.25	9.30	74.00	23.75	150	215	Vertical
5	2498.03	49.97	9.37	74.00	24.03	150	251	Vertical
6	2500	49.41	9.28	74.00	24.59	150	338	Vertical

Mode:	3DH5-2402

NO.	Freq. [MHz]	Level [dBμV/m]	Factor [dB/m]	Limit [dBμV/m]	Margin [dB]	Height [cm]	Angle [°]	Polarity
1	2310	48.66	7.84	74.00	25.34	150	85	Horizontal
2	2330.4	49.00	8.03	74.00	25.00	150	188	Horizontal
3	2344.8	49.56	8.08	74.00	24.44	150	103	Horizontal
4	2365.52	49.58	8.57	74.00	24.42	150	351	Horizontal
5	2385.76	50.24	9.18	74.00	23.76	150	228	Horizontal
6	2390	49.56	9.32	74.00	24.44	150	212	Horizontal

NO.	Freq. [MHz]	Level [dBμV/m]	Factor [dB/m]	Limit [dBμV/m]	Margin [dB]	Height [cm]	Angle [°]	Polarity
1	2310	47.27	7.84	74.00	26.73	150	21	Vertical
2	2330.88	49.57	8.04	74.00	24.43	150	157	Vertical
3	2338.8	49.38	8.37	74.00	24.62	150	279	Vertical
4	2359.36	49.72	8.32	74.00	24.28	150	49	Vertical
5	2380.24	50.09	8.97	74.00	23.91	150	94	Vertical
6	2390	49.12	9.32	74.00	24.88	150	194	Vertical

Mode:	3DH5-2480

NO.	Freq. [MHz]	Level [dBμV/m]	Factor [dB/m]	Limit [dBμV/m]	Margin [dB]	Height [cm]	Angle [°]	Polarity
1	2483.5	49.41	9.65	74.00	24.59	150	183	Horizontal
2	2486.93	50.40	9.12	74.00	23.60	150	322	Horizontal
3	2489.80	50.83	9.11	74.00	23.17	150	230	Horizontal
4	2490.80	50.75	9.09	74.00	23.25	150	286	Horizontal
5	2493.99	50.21	9.24	74.00	23.79	150	29	Horizontal
6	2500	49.25	9.28	74.00	24.75	150	337	Horizontal

NO.	Freq. [MHz]	Level [dBμV/m]	Factor [dB/m]	Limit [dBμV/m]	Margin [dB]	Height [cm]	Angle [°]	Polarity
1	2483.5	49.75	9.65	74.00	24.25	150	324	Vertical
2	2488.99	50.21	9.28	74.00	23.79	150	153	Vertical
3	2492.83	50.80	9.30	74.00	23.20	150	110	Vertical
4	2495.23	50.47	9.32	74.00	23.53	150	25	Vertical
5	2499.02	50.03	9.31	74.00	23.97	150	168	Vertical
6	2500	49.05	9.28	74.00	24.95	150	46	Vertical

Note：

1. The Antenna Gain is compensated in the graph.
2. The limit in dBm for average detector is conversion from 54dBuV/m, according to 15.209(a). The limit in dBm for peak detector is 20dB above the limit of average detector in dBm.

Appendix L: Radiated emissions for transmitter

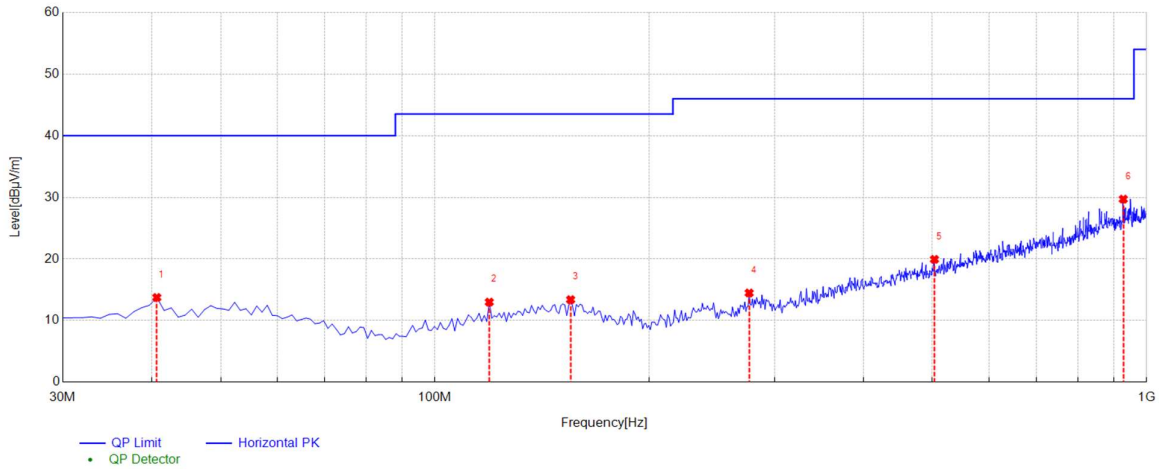

NO.	Freq. [MHz]	Level [dBµV/m]	Factor [dB/m]	Limit [dBµV/m]	Margin [dB]	Height [cm]	Angle [°]	Polarity	Verdict
1	40.67	13.76	-15.52	40.00	26.24	150	300	Horizontal	PASS
2	119.24	13.01	-17.52	43.50	30.49	150	80	Horizontal	PASS
3	155.13	13.41	-16.07	43.50	30.09	150	340	Horizontal	PASS
4	276.38	14.49	-15.88	46.00	31.51	150	200	Horizontal	PASS
5	503.36	19.94	-10.65	46.00	26.06	150	170	Horizontal	PASS
6	927.25	29.71	-2.48	46.00	16.29	150	10	Horizontal	PASS

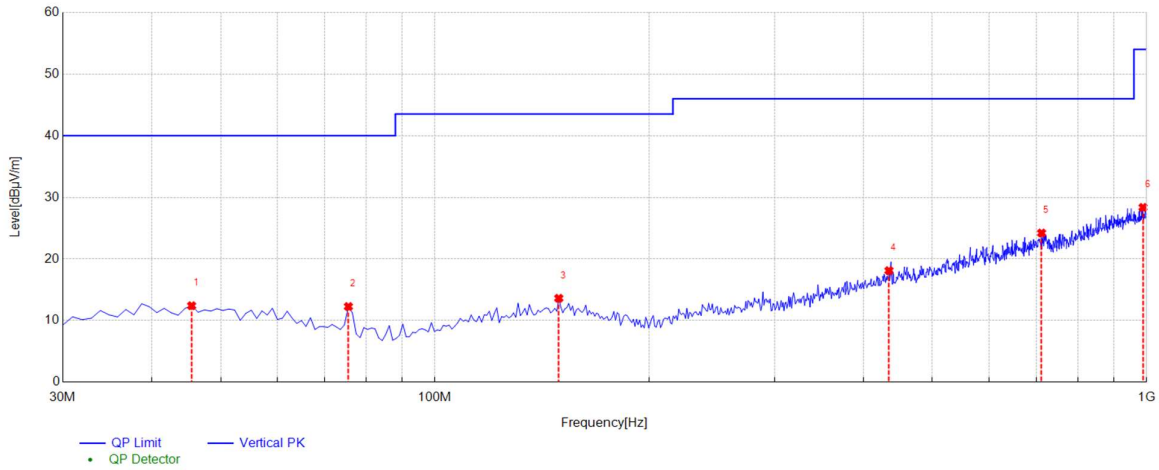

NO.	Freq. [MHz]	Level [dBµV/m]	Factor [dB/m]	Limit [dBµV/m]	Margin [dB]	Height [cm]	Angle [°]	Polarity	Verdict
1	45.52	12.42	-15.62	40.00	27.58	100	150	Vertical	PASS
2	75.59	12.29	-19.32	40.00	27.71	100	300	Vertical	PASS
3	149.31	13.63	-16.15	43.50	29.87	100	50	Vertical	PASS
4	434.49	18.11	-12.09	46.00	27.89	100	240	Vertical	PASS
5	711.91	24.21	-6.61	46.00	21.79	100	290	Vertical	PASS
6	988.36	28.37	-2.27	54.00	25.63	100	110	Vertical	PASS

Mode:	DH5-2402

NO.	Freq. [MHz]	Level [dBμV/m]	Factor [dB/m]	Limit [dBμV/m]	Margin [dB]	Height [cm]	Angle [°]	Polarity
1	1510	42.75	2.32	74.00	31.25	150	327	Horizontal
2	4806	51.68	-12.71	74.00	22.32	150	28	Horizontal
3	6021	45.22	-9.51	74.00	28.78	150	108	Horizontal
4	7836	44.83	-8.88	74.00	29.17	150	251	Horizontal
5	9987	46.70	-4.85	74.00	27.30	150	31	Horizontal
6	13257	49.39	0.16	74.00	24.61	150	202	Horizontal

NO.	Freq. [MHz]	Level [dBμV/m]	Factor [dB/m]	Limit [dBμV/m]	Margin [dB]	Height [cm]	Angle [°]	Polarity
1	1632	43.25	3.42	74.00	30.75	150	356	Vertical
2	3945	45.19	-15.16	74.00	28.81	150	138	Vertical
3	4803	49.81	-12.68	74.00	24.19	150	279	Vertical
4	7206	44.99	-9.53	74.00	29.01	150	19	Vertical
5	9609	49.09	-6.34	74.00	24.91	150	126	Vertical
6	13110	47.90	-0.26	74.00	26.10	150	126	Vertical

Mode:	DH5-2441

NO.	Freq. [MHz]	Level [dBμV/m]	Factor [dB/m]	Limit [dBμV/m]	Margin [dB]	Height [cm]	Angle [°]	Polarity
1	1724	45.40	4.28	74.00	28.60	150	142	Horizontal
2	4881	48.83	-13.75	74.00	25.17	150	26	Horizontal
3	5910	43.08	-10.98	74.00	30.92	150	272	Horizontal
4	7836	44.32	-8.88	74.00	29.68	150	33	Horizontal
5	12150	47.13	-1.76	74.00	26.87	150	156	Horizontal
6	13710	48.76	0.53	74.00	25.24	150	337	Horizontal

NO.	Freq. [MHz]	Level [dBμV/m]	Factor [dB/m]	Limit [dBμV/m]	Margin [dB]	Height [cm]	Angle [°]	Polarity
1	1762	50.85	4.67	74.00	23.15	150	107	Vertical
2	4881	47.84	-13.75	74.00	26.16	150	217	Vertical
3	6579	46.73	-10.33	74.00	27.27	150	126	Vertical
4	7713	44.18	-9.08	74.00	29.82	150	211	Vertical
5	9765	46.76	-6.41	74.00	27.24	150	246	Vertical
6	13191	48.33	0.55	74.00	25.67	150	201	Vertical

Mode:	DH5-2480

NO.	Freq. [MHz]	Level [dBμV/m]	Factor [dB/m]	Limit [dBμV/m]	Margin [dB]	Height [cm]	Angle [°]	Polarity
1	1646	43.12	3.55	74.00	30.88	150	129	Horizontal
2	2116	46.98	7.34	74.00	27.02	150	208	Horizontal
3	4959	50.80	-13.35	74.00	23.20	150	20	Horizontal
4	7440	45.75	-9.63	74.00	28.25	150	166	Horizontal
5	9921	47.00	-5.29	74.00	27.00	150	8	Horizontal
6	13395	49.32	-0.11	74.00	24.68	150	176	Horizontal

NO.	Freq. [MHz]	Level [dBμV/m]	Factor [dB/m]	Limit [dBμV/m]	Margin [dB]	Height [cm]	Angle [°]	Polarity
1	1216	41.77	1.85	74.00	32.23	150	136	Vertical
2	1966	46.66	6.79	74.00	27.34	150	259	Vertical
3	3954	48.86	-15.19	74.00	25.14	150	133	Vertical
4	4959	51.69	-13.35	74.00	22.31	150	97	Vertical
5	7440	46.07	-9.63	74.00	27.93	150	306	Vertical
6	9921	50.16	-5.29	74.00	23.84	150	246	Vertical

Mode:	2DH5-2402

NO.	Freq. [MHz]	Level [dBμV/m]	Factor [dB/m]	Limit [dBμV/m]	Margin [dB]	Height [cm]	Angle [°]	Polarity
1	1486	42.53	2.20	74.00	31.47	150	121	Horizontal
2	1876	45.62	5.99	74.00	28.38	150	193	Horizontal
3	4806	52.53	-12.71	74.00	21.47	150	31	Horizontal
4	7206	45.00	-9.53	74.00	29.00	150	166	Horizontal
5	9609	46.68	-6.34	74.00	27.32	150	356	Horizontal
6	13260	49.03	0.14	74.00	24.97	150	69	Horizontal

NO.	Freq. [MHz]	Level [dBμV/m]	Factor [dB/m]	Limit [dBμV/m]	Margin [dB]	Height [cm]	Angle [°]	Polarity
1	1280	42.17	1.87	74.00	31.83	150	66	Vertical
2	1710	44.73	4.12	74.00	29.27	150	143	Vertical
3	4803	50.29	-12.68	74.00	23.71	150	314	Vertical
4	5253	46.95	-12.31	74.00	27.05	150	179	Vertical
5	9609	47.36	-6.34	74.00	26.64	150	128	Vertical
6	12711	48.88	-0.97	74.00	25.12	150	284	Vertical

Mode:	2DH5-2441

NO.	Freq. [MHz]	Level [dBμV/m]	Factor [dB/m]	Limit [dBμV/m]	Margin [dB]	Height [cm]	Angle [°]	Polarity
1	1962	45.73	6.76	74.00	28.27	150	234	Horizontal
2	3876	42.44	-15.15	74.00	31.56	150	100	Horizontal
3	4881	48.21	-13.75	74.00	25.79	150	8	Horizontal
4	6813	43.70	-9.96	74.00	30.30	150	188	Horizontal
5	9387	44.87	-6.37	74.00	29.13	150	188	Horizontal
6	12675	47.81	-0.93	74.00	26.19	150	337	Horizontal

NO.	Freq. [MHz]	Level [dBμV/m]	Factor [dB/m]	Limit [dBμV/m]	Margin [dB]	Height [cm]	Angle [°]	Polarity
1	1424	43.35	2.06	74.00	30.65	150	278	Vertical
2	2030	47.04	7.12	74.00	26.96	150	198	Vertical
3	4881	47.30	-13.75	74.00	26.70	150	201	Vertical
4	6579	44.99	-10.33	74.00	29.01	150	65	Vertical
5	9765	47.88	-6.41	74.00	26.12	150	245	Vertical
6	13185	48.52	0.50	74.00	25.48	150	166	Vertical

Mode:	2DH5-2480

NO.	Freq. [MHz]	Level [dBμV/m]	Factor [dB/m]	Limit [dBμV/m]	Margin [dB]	Height [cm]	Angle [°]	Polarity
1	1322	42.13	1.91	74.00	31.87	150	181	Horizontal
2	2092	47.34	7.25	74.00	26.66	150	19	Horizontal
3	4959	51.05	-13.35	74.00	22.95	150	10	Horizontal
4	6432	43.61	-10.26	74.00	30.39	150	139	Horizontal
5	9921	47.09	-5.29	74.00	26.91	150	0	Horizontal
6	13371	48.54	-0.14	74.00	25.46	150	260	Horizontal

NO.	Freq. [MHz]	Level [dBμV/m]	Factor [dB/m]	Limit [dBμV/m]	Margin [dB]	Height [cm]	Angle [°]	Polarity
1	1304	42.25	1.89	74.00	31.75	150	288	Vertical
2	2116	47.06	7.34	74.00	26.94	150	208	Vertical
3	4959	50.78	-13.35	74.00	23.22	150	186	Vertical
4	7440	45.10	-9.63	74.00	28.90	150	330	Vertical
5	9921	50.66	-5.29	74.00	23.34	150	257	Vertical
6	12087	47.06	-1.30	74.00	26.94	150	308	Vertical

Mode:	3DH5-2402

NO.	Freq. [MHz]	Level [dBμV/m]	Factor [dB/m]	Limit [dBμV/m]	Margin [dB]	Height [cm]	Angle [°]	Polarity
1	1322	41.93	1.91	74.00	32.07	150	134	Horizontal
2	1860	45.55	5.79	74.00	28.45	150	278	Horizontal
3	4806	49.34	-12.71	74.00	24.66	150	36	Horizontal
4	9018	44.79	-7.40	74.00	29.21	150	269	Horizontal
5	11205	47.39	-3.20	74.00	26.61	150	58	Horizontal
6	15102	49.60	4.06	74.00	24.40	150	315	Horizontal

NO.	Freq. [MHz]	Level [dBμV/m]	Factor [dB/m]	Limit [dBμV/m]	Margin [dB]	Height [cm]	Angle [°]	Polarity
1	1346	42.56	1.93	74.00	31.44	150	72	Vertical
2	2042	46.45	7.14	74.00	27.55	150	140	Vertical
3	3954	44.81	-15.19	74.00	29.19	150	212	Vertical
4	4803	49.72	-12.68	74.00	24.28	150	295	Vertical
5	6030	44.54	-9.56	74.00	29.46	150	2	Vertical
6	9609	48.57	-6.34	74.00	25.43	150	122	Vertical

Mode:	3DH5-2441

NO.	Freq. [MHz]	Level [dBμV/m]	Factor [dB/m]	Limit [dBμV/m]	Margin [dB]	Height [cm]	Angle [°]	Polarity
1	1088	42.22	1.44	74.00	31.78	150	220	Horizontal
2	1890	45.83	6.16	74.00	28.17	150	268	Horizontal
3	4881	49.25	-13.75	74.00	24.75	150	13	Horizontal
4	5964	44.38	-10.03	74.00	29.62	150	208	Horizontal
5	11964	46.84	-2.39	74.00	27.16	150	195	Horizontal
6	13191	48.59	0.55	74.00	25.41	150	64	Horizontal

NO.	Freq. [MHz]	Level [dBμV/m]	Factor [dB/m]	Limit [dBμV/m]	Margin [dB]	Height [cm]	Angle [°]	Polarity
1	1748	43.74	4.52	74.00	30.26	150	96	Vertical
2	2028	48.22	7.11	74.00	25.78	150	40	Vertical
3	4734	50.55	-13.48	74.00	23.45	150	58	Vertical
4	7323	45.04	-10.22	74.00	28.96	150	89	Vertical
5	9765	47.12	-6.41	74.00	26.88	150	243	Vertical
6	16509	51.00	3.58	74.00	23.00	150	331	Vertical

Mode:	3DH5-2480

NO.	Freq. [MHz]	Level [dBμV/m]	Factor [dB/m]	Limit [dBμV/m]	Margin [dB]	Height [cm]	Angle [°]	Polarity
1	1362	42.18	1.95	74.00	31.82	150	185	Horizontal
2	1898	46.34	6.25	74.00	27.66	150	314	Horizontal
3	4962	49.53	-13.32	74.00	24.47	150	27	Horizontal
4	6843	43.78	-9.96	74.00	30.22	150	69	Horizontal
5	9921	48.06	-5.29	74.00	25.94	150	5	Horizontal
6	13233	48.92	0.37	74.00	25.08	150	82	Horizontal

NO.	Freq. [MHz]	Level [dBμV/m]	Factor [dB/m]	Limit [dBμV/m]	Margin [dB]	Height [cm]	Angle [°]	Polarity
1	1408	42.13	2.02	74.00	31.87	150	254	Vertical
2	1764	47.39	4.69	74.00	26.61	150	62	Vertical
3	4959	51.41	-13.35	74.00	22.59	150	104	Vertical
4	7440	46.94	-9.63	74.00	27.06	150	91	Vertical
5	9921	49.88	-5.29	74.00	24.12	150	241	Vertical
6	11280	48.34	-3.59	74.00	25.66	150	299	Vertical

Appendix K: Conducted emission AC power port

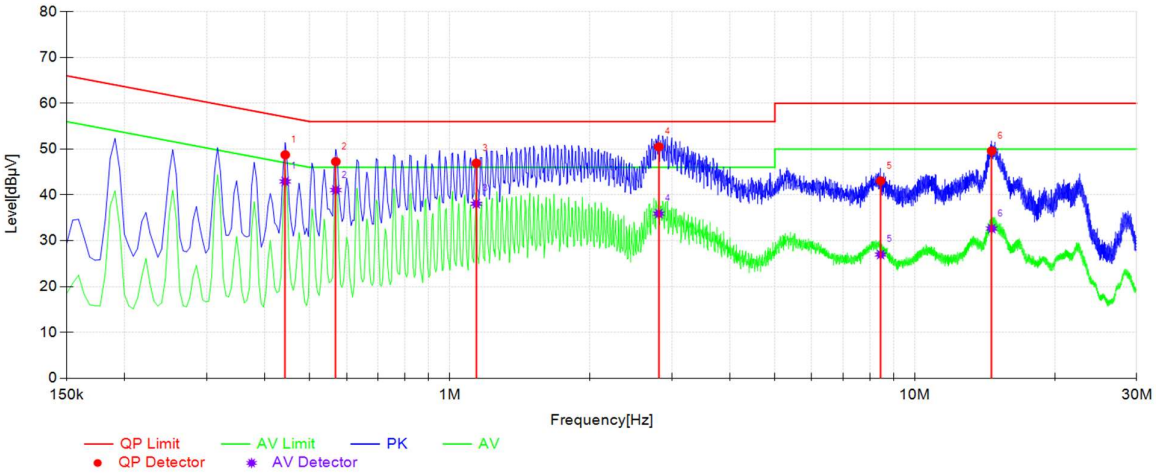

Final Data List										
NO.	Freq. [MHz]	Factor [dB]	QP Value [dBµV]	QP Limit [dBµV]	QP Margin [dB]	AV Value [dBµV]	AV Limit [dBµV]	AV Margin [dB]	Type	Verdict
1	0.4425	10.27	48.76	57.01	8.25	42.93	47.01	4.08	L1	PASS
2	0.5685	10.27	47.27	56.00	8.73	41.06	46.00	4.94	L1	PASS
3	1.14	10.28	46.93	56.00	9.07	38.07	46.00	7.93	L1	PASS
4	2.814	10.30	50.51	56.00	5.49	35.92	46.00	10.08	L1	PASS
5	8.4435	10.43	43.08	60.00	16.92	26.99	50.00	23.01	L1	PASS
6	14.631	10.55	49.60	60.00	10.40	32.65	50.00	17.35	L1	PASS

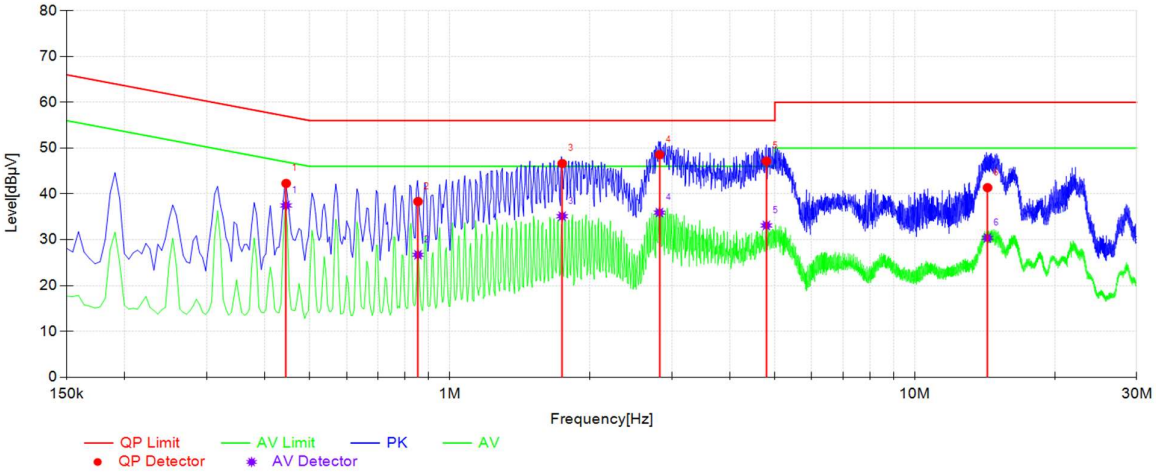

Final Data List										
NO.	Freq. [MHz]	Factor [dB]	QP Value [dBµV]	QP Limit [dBµV]	QP Margin [dB]	AV Value [dBµV]	AV Limit [dBµV]	AV Margin [dB]	Type	Verdict
1	0.4445	10.27	42.30	56.98	14.68	37.49	46.98	9.49	N	PASS
2	0.8541	10.27	38.35	56.00	17.65	26.72	46.00	19.28	N	PASS
3	1.7443	10.29	46.64	56.00	9.36	35.14	46.00	10.86	N	PASS
4	2.8243	10.34	48.57	56.00	7.43	35.93	46.00	10.07	N	PASS
5	4.7952	10.41	47.16	56.00	8.84	33.12	46.00	12.88	N	PASS
6	14.3325	10.55	41.37	60.00	18.63	30.40	50.00	19.60	N	PASS