Appendix B

RF Test Data for 2.4GWIFI (Conducted Measurement)

Product Name: Body Composition Scale

Test Model: SignosT2

Environmental Conditions

Temperature:	23.8° C
Relative Humidity:	52.1%
ATM Pressure:	100.0 kPa
Test Engineer:	Nick Peng
Supervised by:	Ling Zhu

B.1 6dB Bandwidth

Test Result

TestMode	Antenna	Freq(MHz)	DTS BW [MHz]	FL[MHz]	FH[MHz]	Limit[MHz]	Verdict
11B	Ant1	2412	9.040	2407.440	2416.480	0.5	PASS
		2437	9.520	2432.480	2442.000	0.5	PASS
		2462	9.600	2457.440	2467.040	0.5	PASS
11G	Ant1	2412	16.000	2404.120	2420.120	0.5	PASS
		2437	16.360	2428.800	2445.160	0.5	PASS
		2462	16.320	2453.840	2470.160	0.5	PASS
11N20SISO	Ant1	2412	17.600	2403.200	2420.800	0.5	PASS
		2437	17.600	2428.200	2445.800	0.5	PASS
		2462	17.640	2453.160	2470.800	0.5	PASS
11N40SISO	Ant1	2422	35.040	2404.480	2439.520	0.5	PASS
		2437	35.600	2419.240	2454.840	0.5	PASS
		2452	35.840	2434.080	2469.920	0.5	PASS

Test Graphs

11B_Ant1_2412

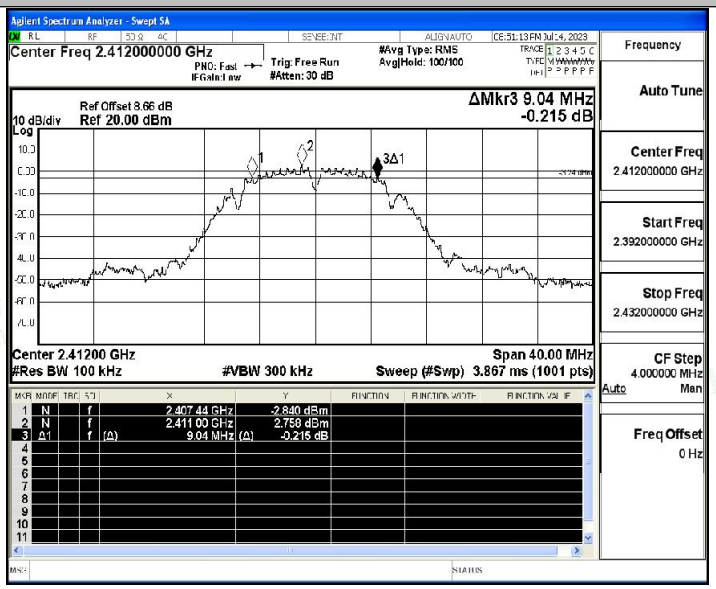

11B_Ant1_2437

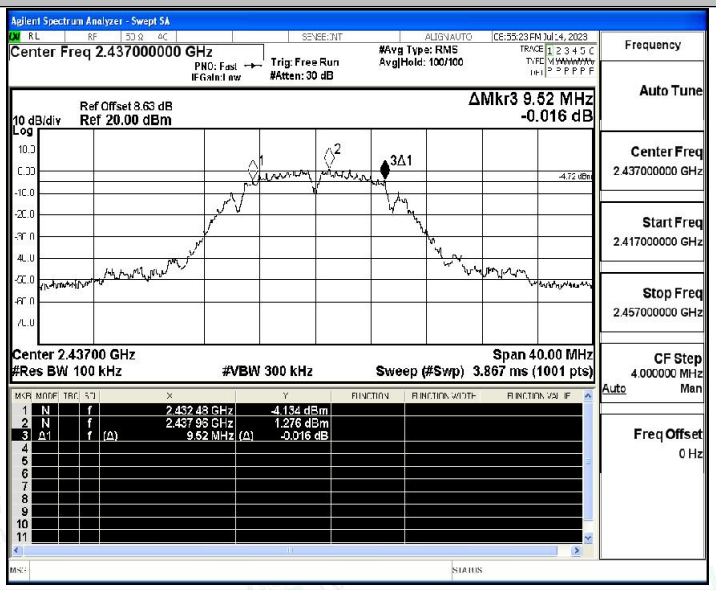

11B_Ant1_2462

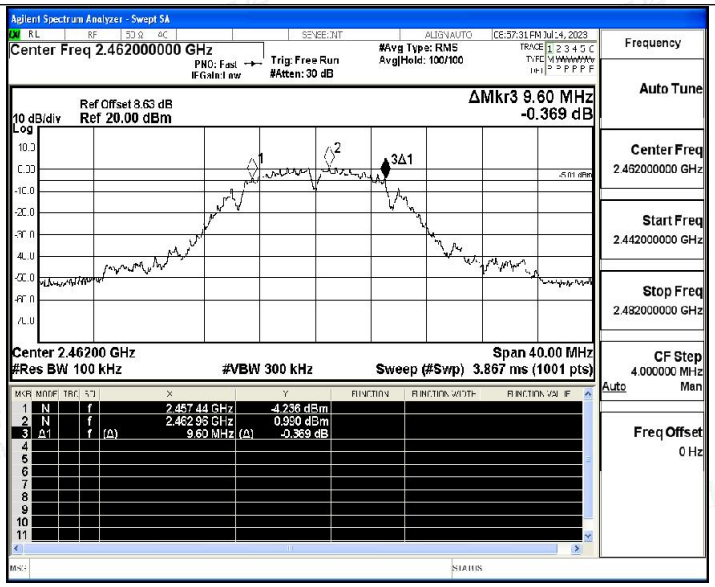

11G_Ant1_2412

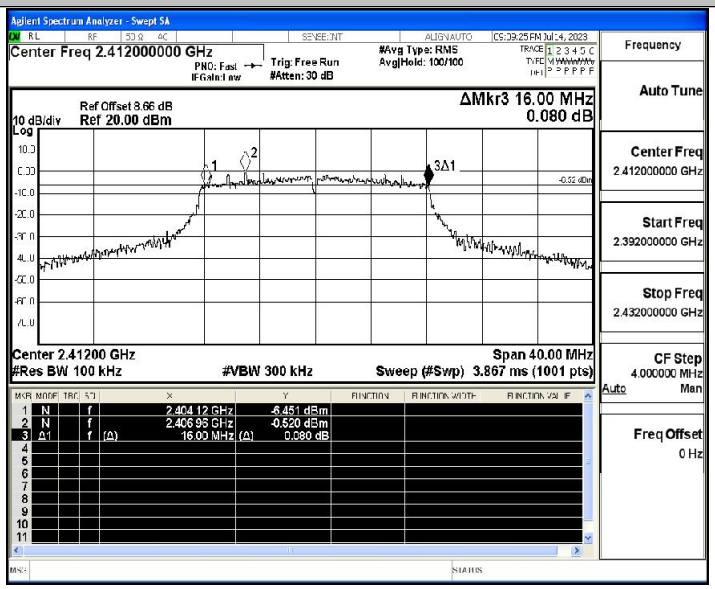

11G_Ant1_2437

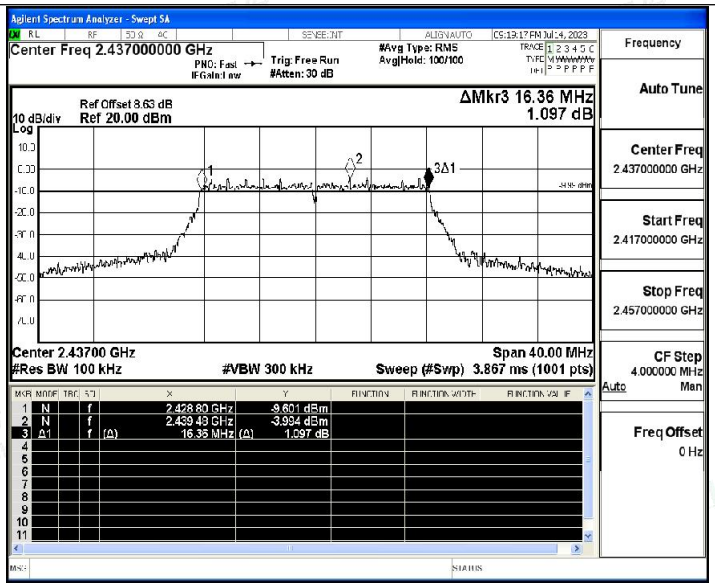

11G_Ant1_2462

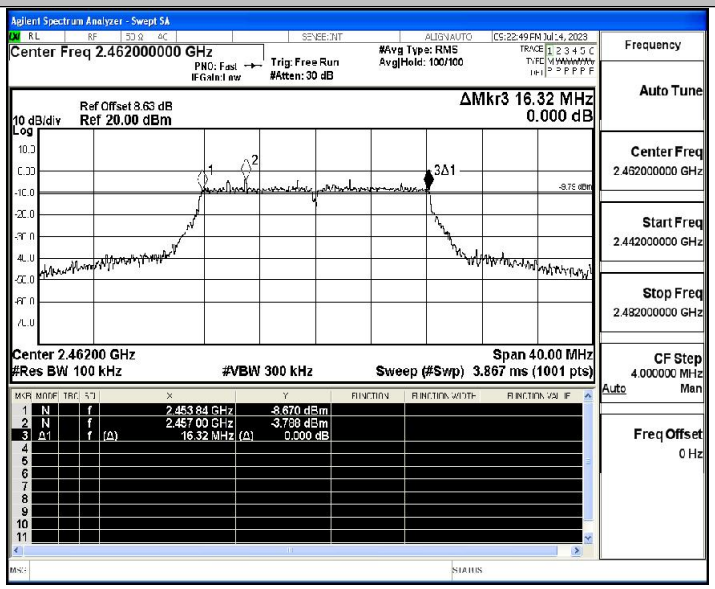

11N20SISO_Ant1_2412

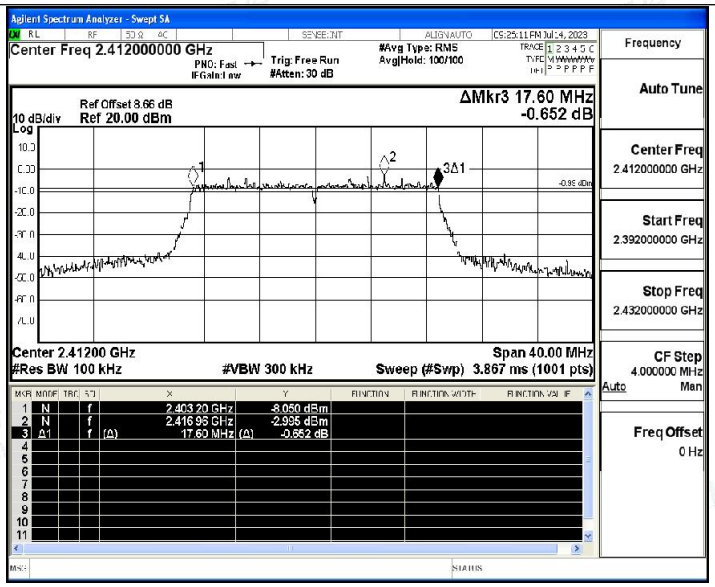

11N20SISO_Ant1_2437

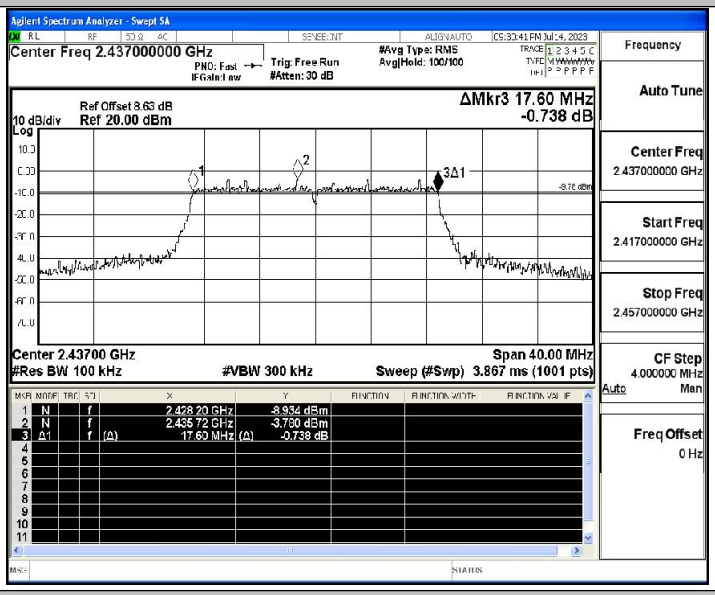

11N20SISO_Ant1_2462

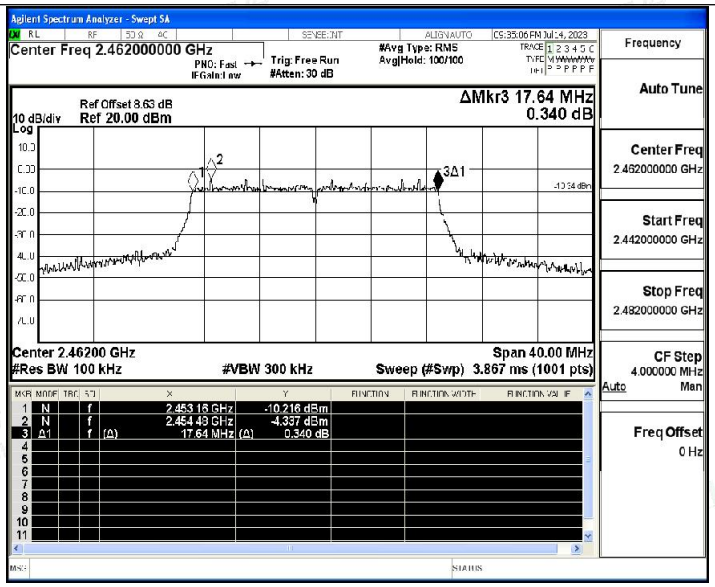

11N40SISO_Ant1_2422

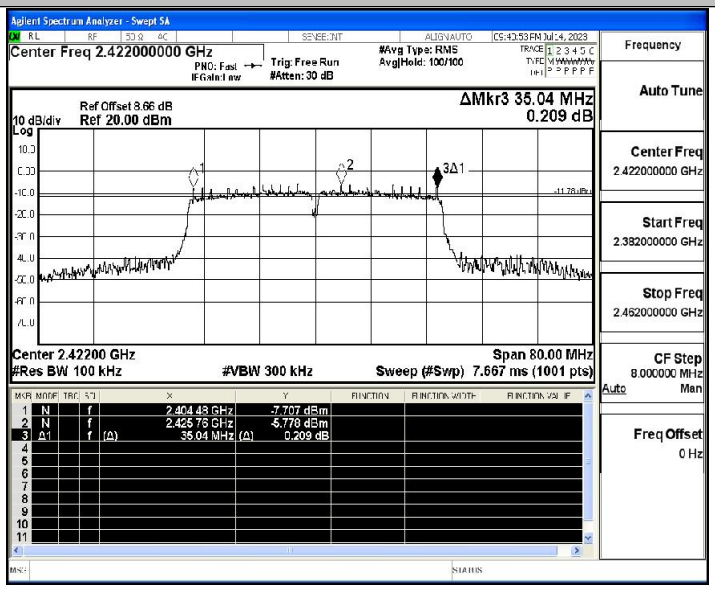

11N40SISO_Ant1_2437

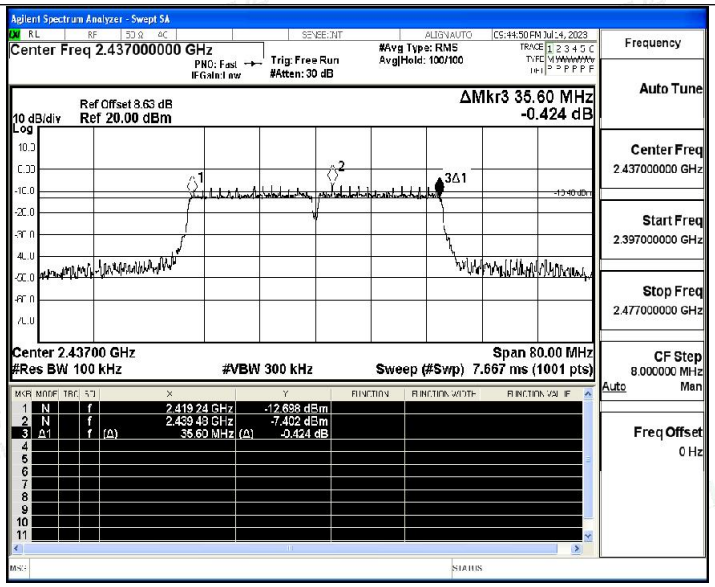

11N40SISO_Ant1_2452

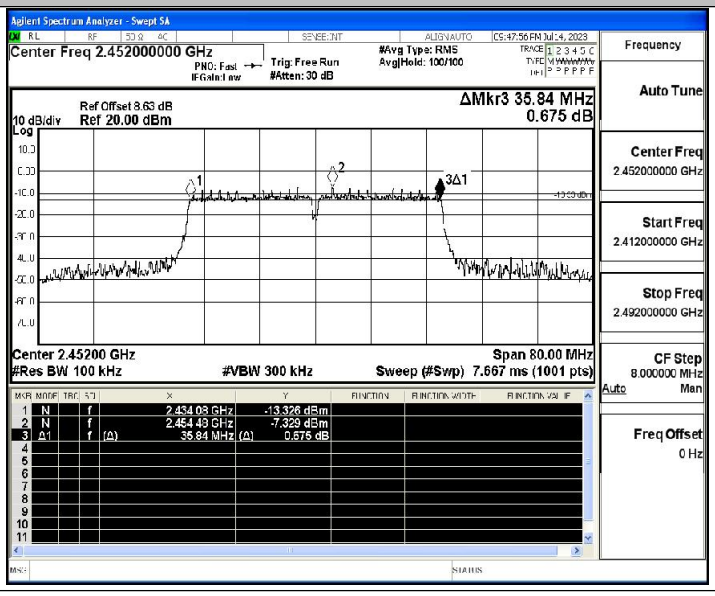

B.2 Maximum conducted output power

Test Result Peak

TestMode	Antenna	Freq(MHz)	Peak Power[dBm]	Conducted Limit[dBm]	Verdict
11B	Ant1	2412	8.64	≤30.00	PASS
		2437	8.46	≤30.00	PASS
		2462	8.65	≤30.00	PASS
11G	Ant1	2412	8.43	≤30.00	PASS
		2437	8.10	≤30.00	PASS
		2462	8.92	≤30.00	PASS
11N20SISO	Ant1	2412	8.77	≤30.00	PASS
		2437	8.34	≤30.00	PASS
		2462	8.11	≤30.00	PASS
11N40SISO	Ant1	2422	8.39	≤30.00	PASS
		2437	8.07	≤30.00	PASS
		2452	8.06	≤30.00	PASS

B.3 Maximum power spectral density

Test Result

TestMode	Antenna	Freq(MHz)	Result [dBm/3kHz]	Limit [dBm/3kHz]	Verdict
11B	Ant1	2412	-11.48	≤8.00	PASS
		2437	-12.8	≤8.00	PASS
		2462	-9.57	≤8.00	PASS
11G	Ant1	2412	-16.87	≤8.00	PASS
		2437	-17.92	≤8.00	PASS
		2462	-16.32	≤8.00	PASS
11N20SISO	Ant1	2412	-16.96	≤8.00	PASS
		2437	-16.49	≤8.00	PASS
		2462	-17.4	≤8.00	PASS
11N40SISO	Ant1	2422	-19.48	≤8.00	PASS
		2437	-20.52	≤8.00	PASS
		2452	-20.68	≤8.00	PASS

Test Graphs

11B_Ant1_2412

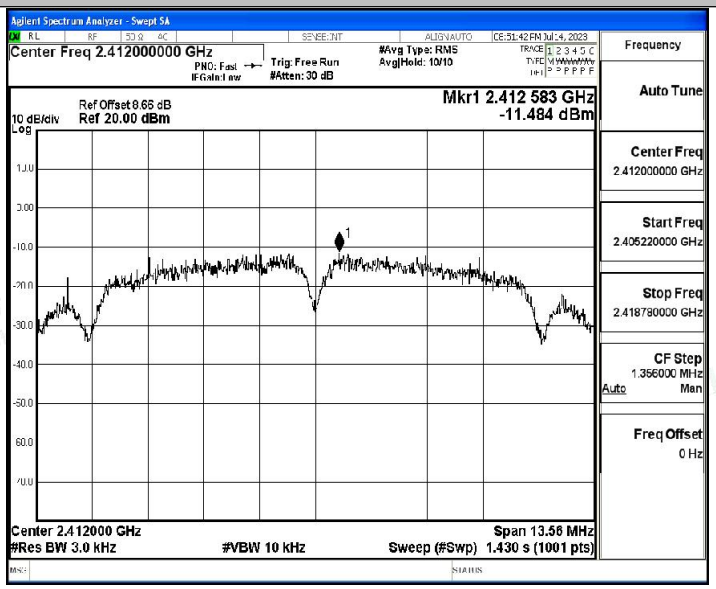

11B_Ant1_2437

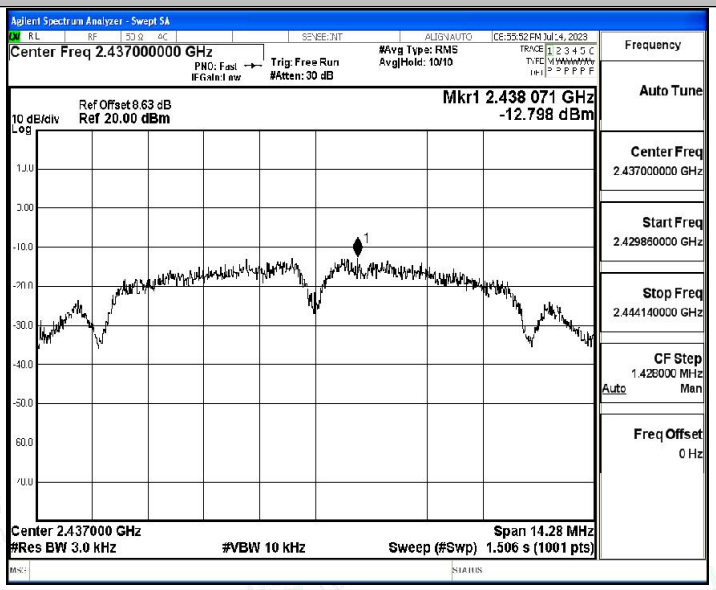

11B_Ant1_2462

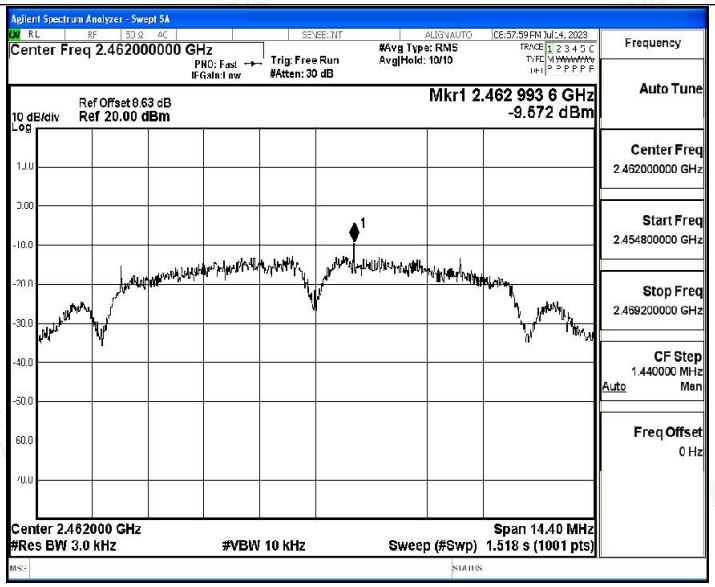

11G_Ant1_2412

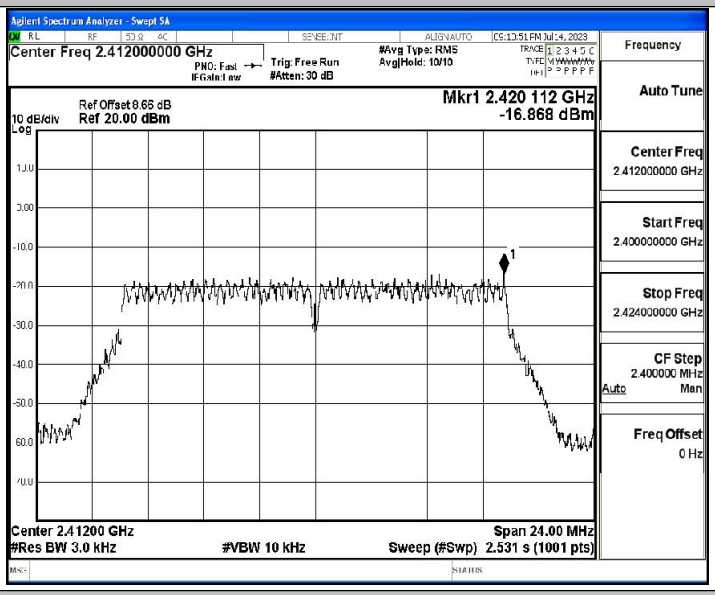

11G_Ant1_2437

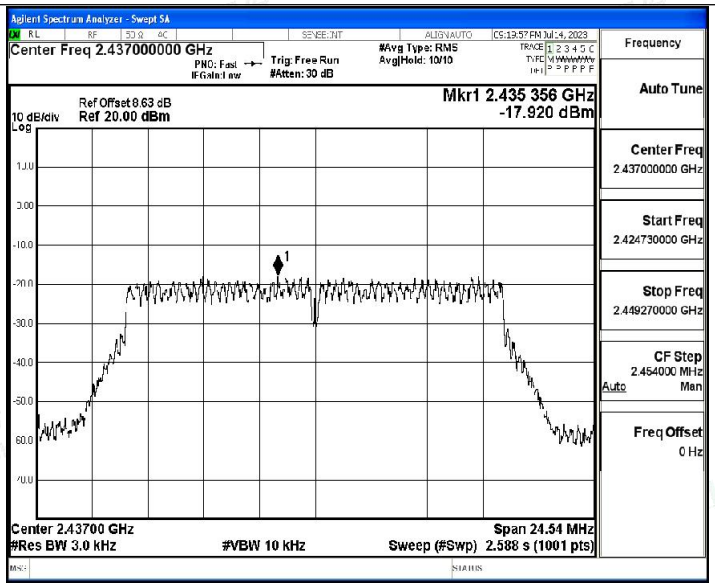

11G_Ant1_2462

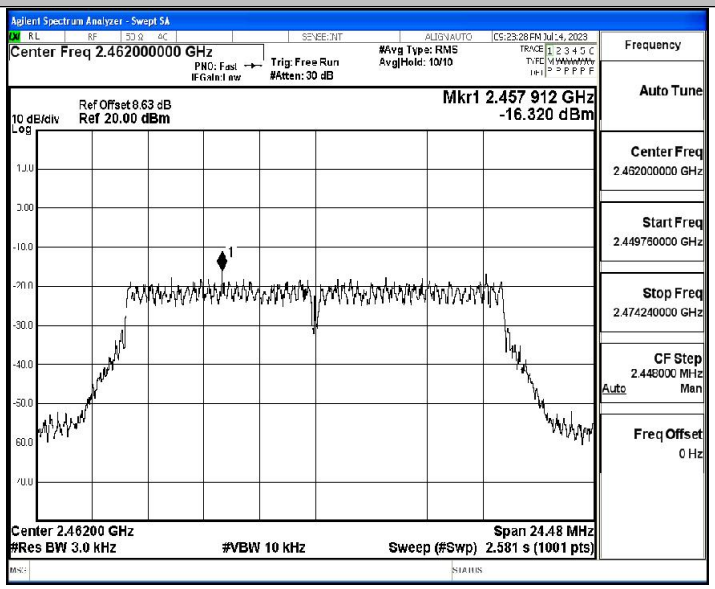

11N20SISO_Ant1_2412

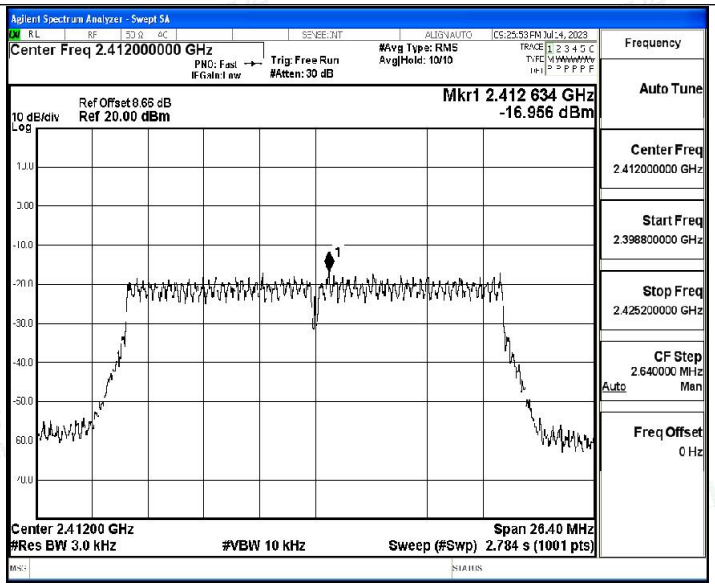

11N20SISO_Ant1_2437

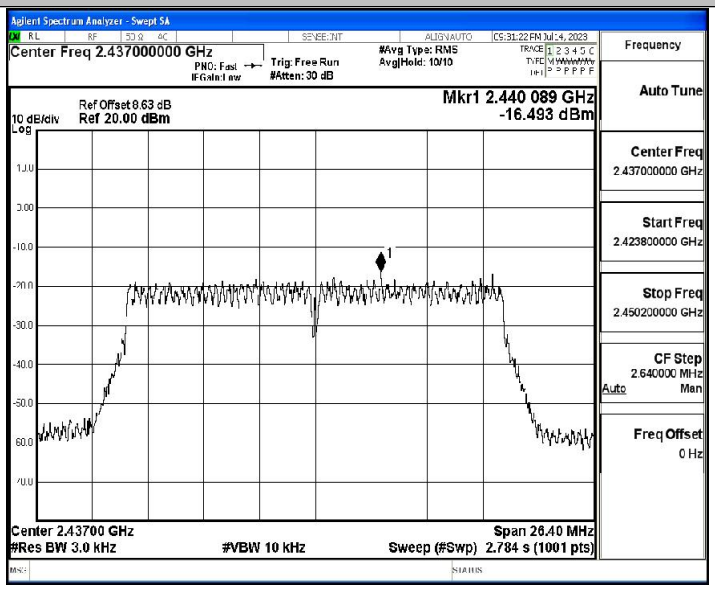

11N20SISO_Ant1_2462

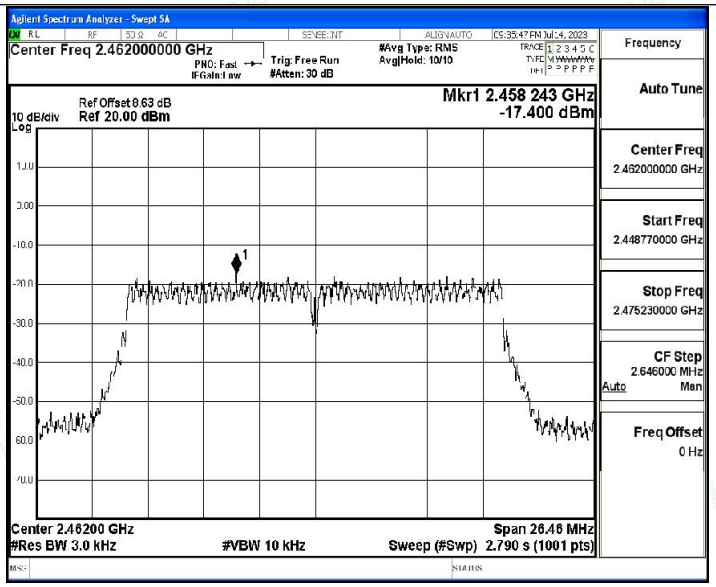

11N40SISO_Ant1_2422

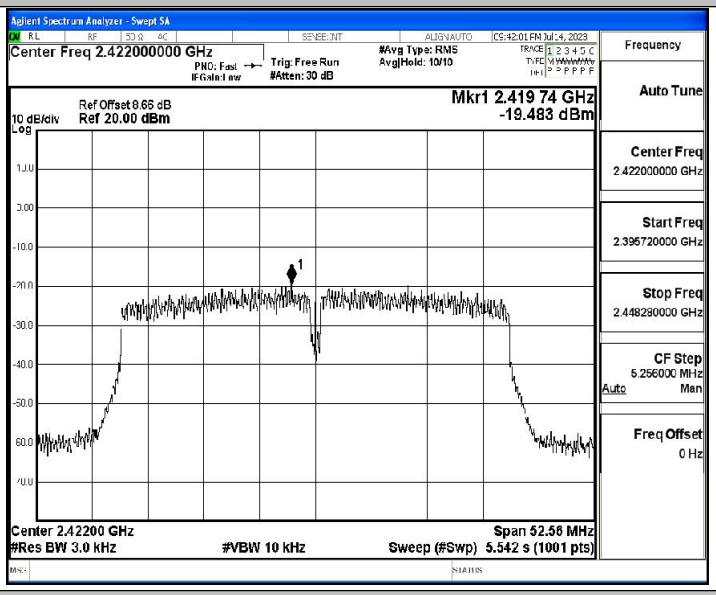

11N40SISO_Ant1_2437

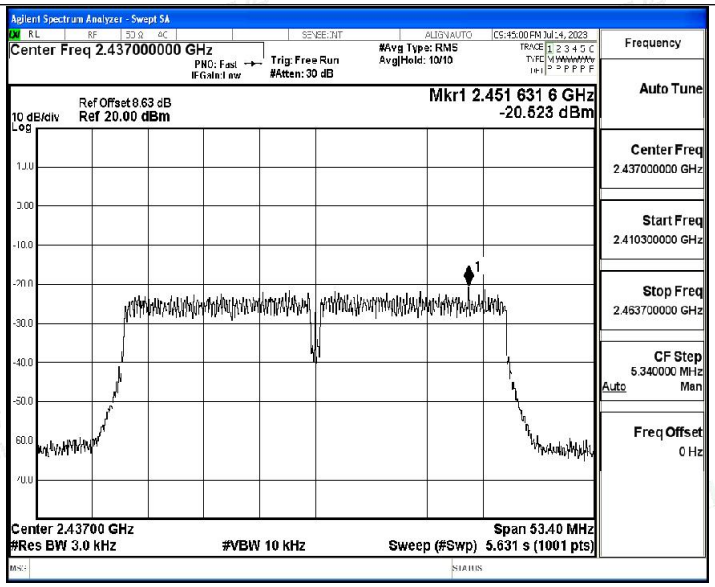

11N40SISO_Ant1_2452

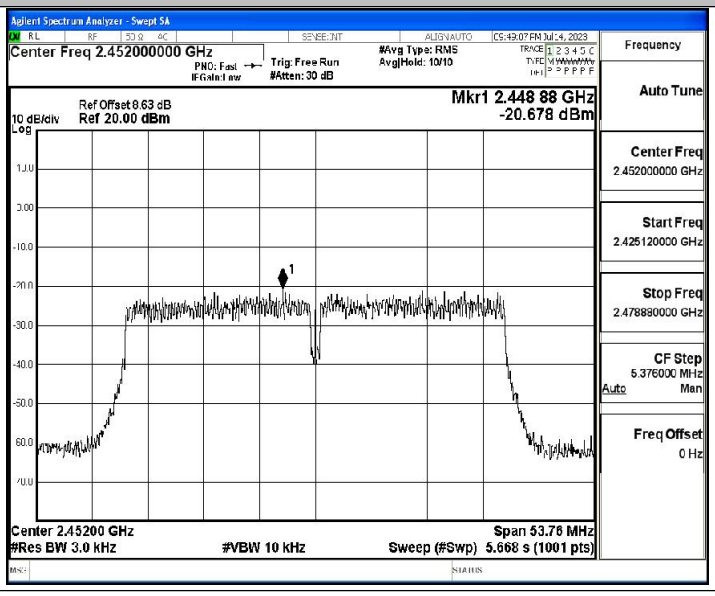

B.4 Band edge measurements

Test Result

TestMode	Antenna	ChName	Freq(MHz)	RefLevel[dBm]	Result[dBm]	Limit[dBm]	Verdict
11B	Ant1	Low	2412	2.29	-42.32	≤-17.71	PASS
		High	2462	1.58	-48.31	≤-18.42	PASS
11G	Ant1	Low	2412	-3.19	-40.04	≤-23.19	PASS
		High	2462	-3.58	-46.73	≤-23.58	PASS
11N20SISO	Ant1	Low	2412	-3.53	-39.21	≤-23.53	PASS
		High	2462	-3.89	-46.04	≤-23.89	PASS
11N40SISO	Ant1	Low	2422	-5.43	-39.33	≤-25.43	PASS
		High	2452	-7.56	-40.74	≤-27.56	PASS

Test Graphs

11B_Ant1_Low_2412

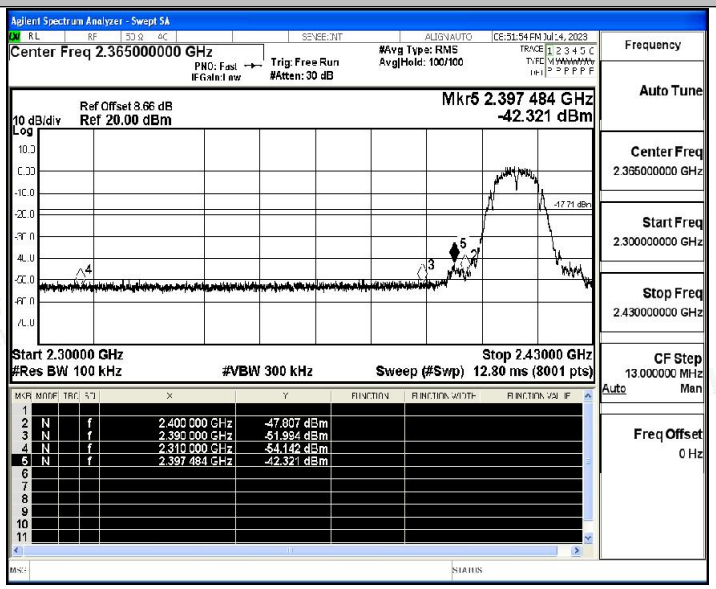

11B_Ant1_High_2462

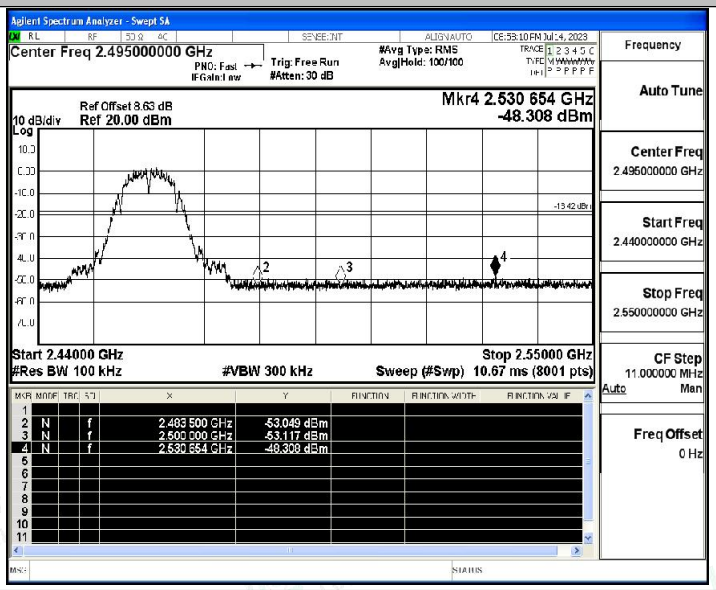

11G_Ant1_Low_2412

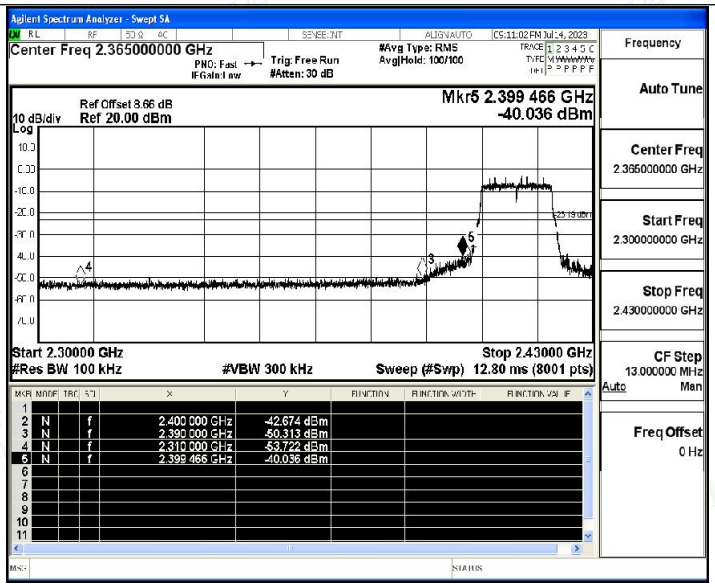

11G_Ant1_High_2462

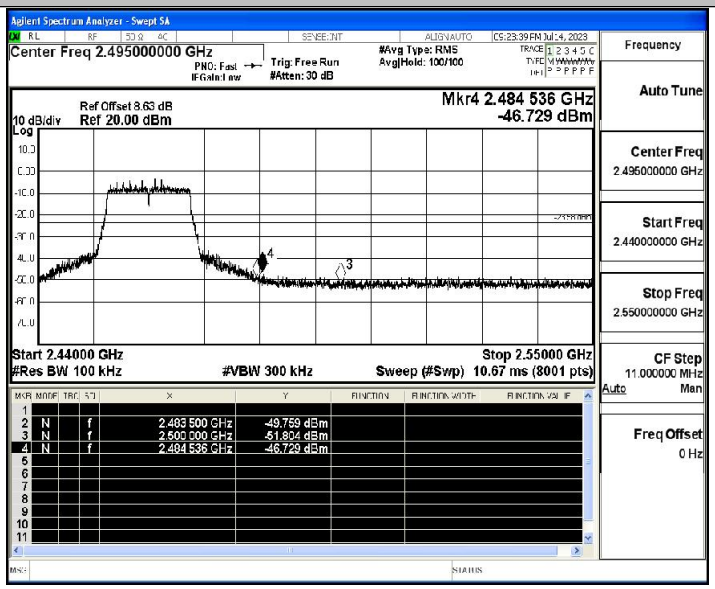

11N20SISO_Ant1_Low_2412

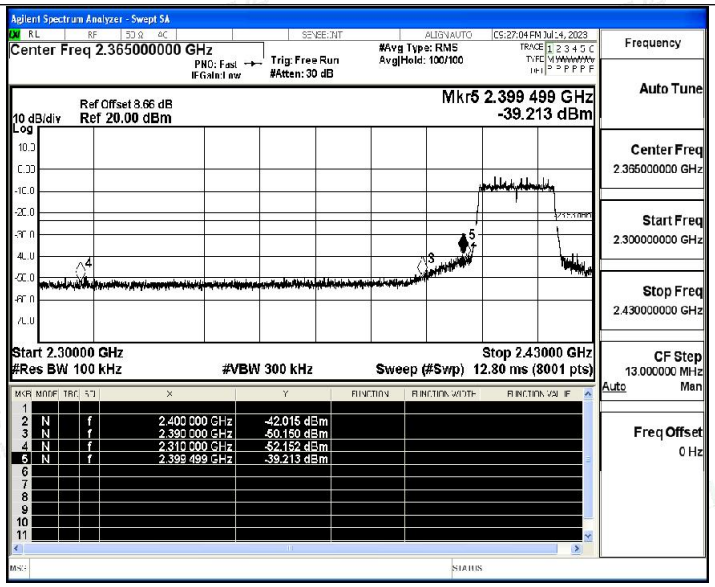

11N20SISO_Ant1_High_2462

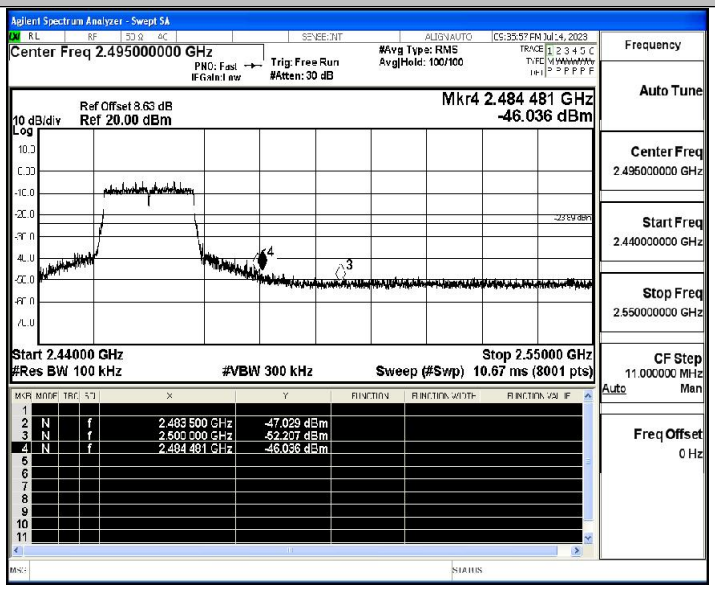

11N40SISO_Ant1_Low_2422

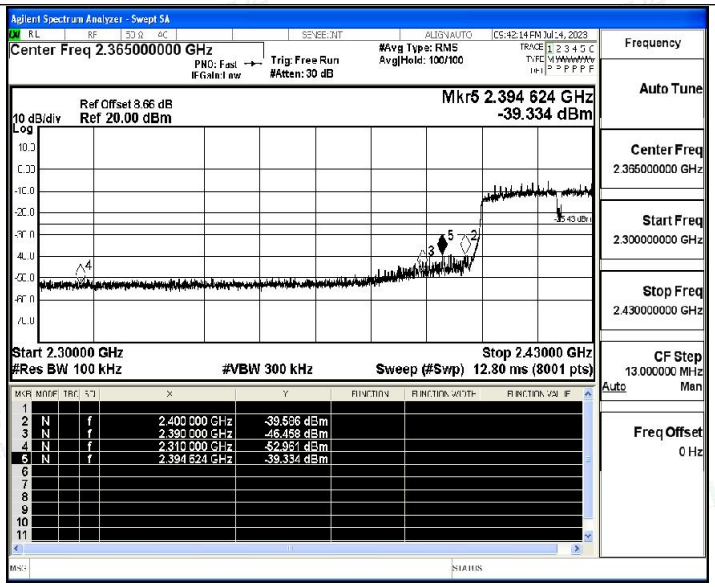

11N40SISO_Ant1_High_2452

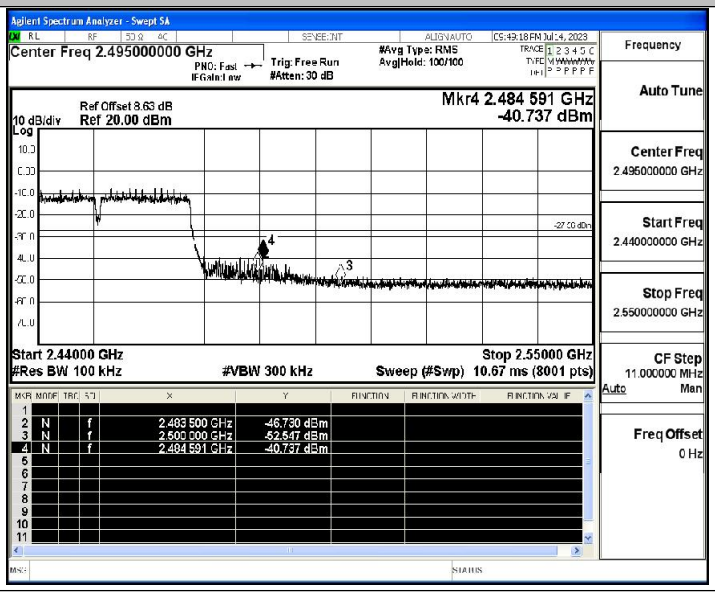

B.5 Conducted Spurious Emission

Test Result

TestMode	Antenna	Freq(MHz)	FreqRange [Mhz]	RefLevel [dBm]	Result [dBm]	Limit [dBm]	Verdict
11B	Ant1	2412	30~1000	2.29	-61.24	≤-17.71	PASS
			1000~26500	2.29	-45.8	≤-17.71	PASS
		2437	30~1000	1.28	-60	≤-18.72	PASS
			1000~26500	1.28	-46.62	≤-18.72	PASS
		2462	30~1000	1.58	-61.57	≤-18.42	PASS
			1000~26500	1.58	-45.97	≤-18.42	PASS
11G	Ant1	2412	30~1000	-3.19	-60.19	≤-23.19	PASS
			1000~26500	-3.19	-46.35	≤-23.19	PASS
		2437	30~1000	-3.19	-61.29	≤-23.19	PASS
			1000~26500	-3.19	-46.16	≤-23.19	PASS
		2462	30~1000	-3.58	-61.08	≤-23.58	PASS
			1000~26500	-3.58	-45.4	≤-23.58	PASS
11N20SISO	Ant1	2412	30~1000	-3.53	-61.11	≤-23.53	PASS
			1000~26500	-3.53	-46.44	≤-23.53	PASS
		2437	30~1000	-3.98	-60.28	≤-23.98	PASS
			1000~26500	-3.98	-45.53	≤-23.98	PASS
		2462	30~1000	-3.89	-61.12	≤-23.89	PASS
			1000~26500	-3.89	-46.73	≤-23.89	PASS
11N40SISO	Ant1	2422	30~1000	-5.43	-60.53	≤-25.43	PASS
			1000~26500	-5.43	-46.52	≤-25.43	PASS
		2437	30~1000	-7.43	-61.52	≤-27.43	PASS
			1000~26500	-7.43	-46.27	≤-27.43	PASS
		2452	30~1000	-7.56	-61.35	≤-27.56	PASS
			1000~26500	-7.56	-46.16	≤-27.56	PASS

Test Graphs

11B_Ant1_2412_30~1000

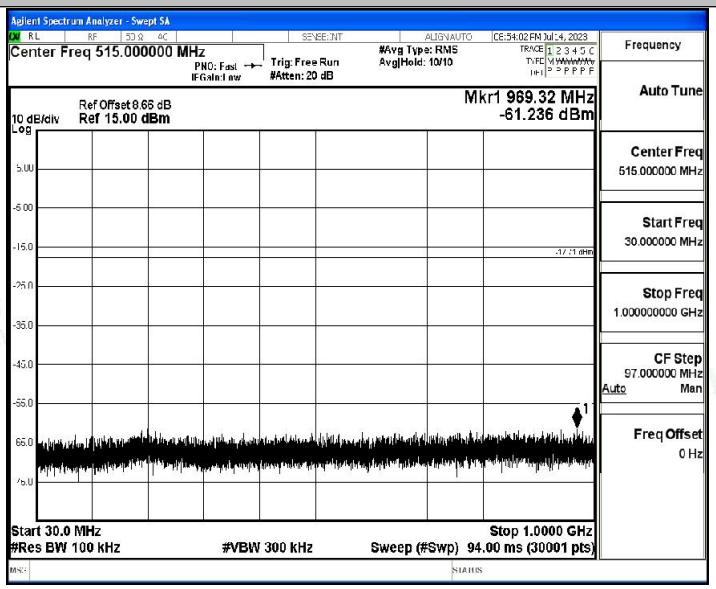

11B_Ant1_2412_1000~26500

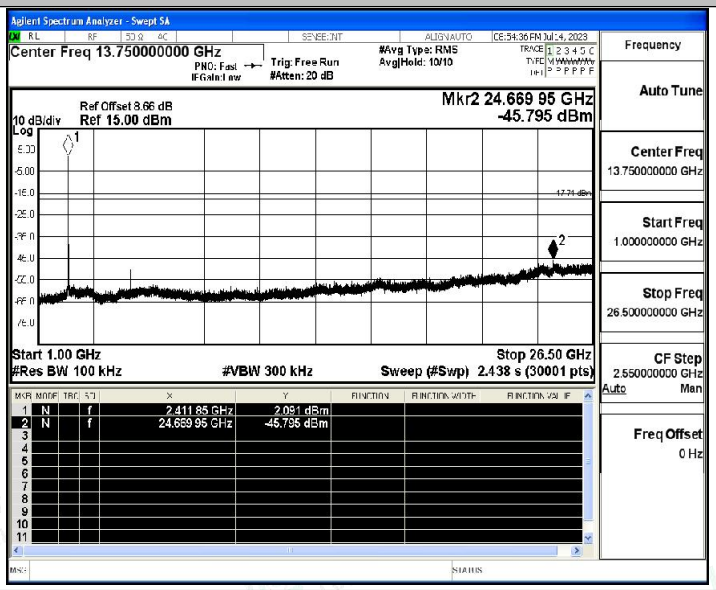

11B_Ant1_2437_30~1000

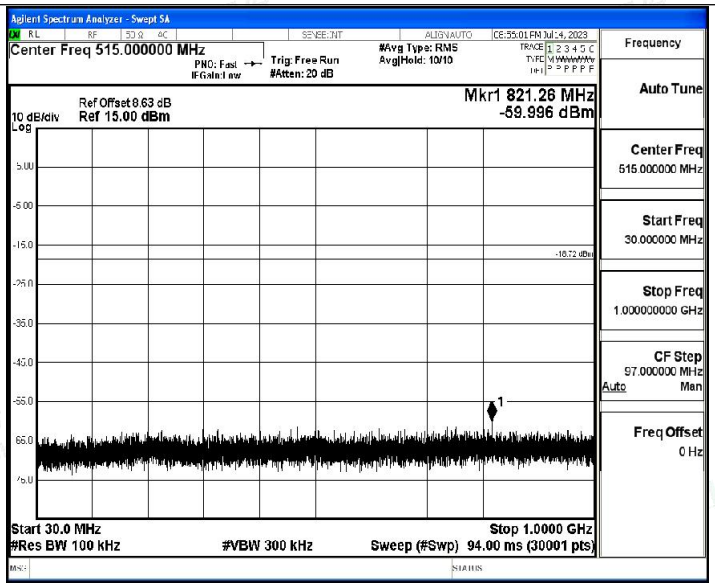

11B_Ant1_2437_1000~26500

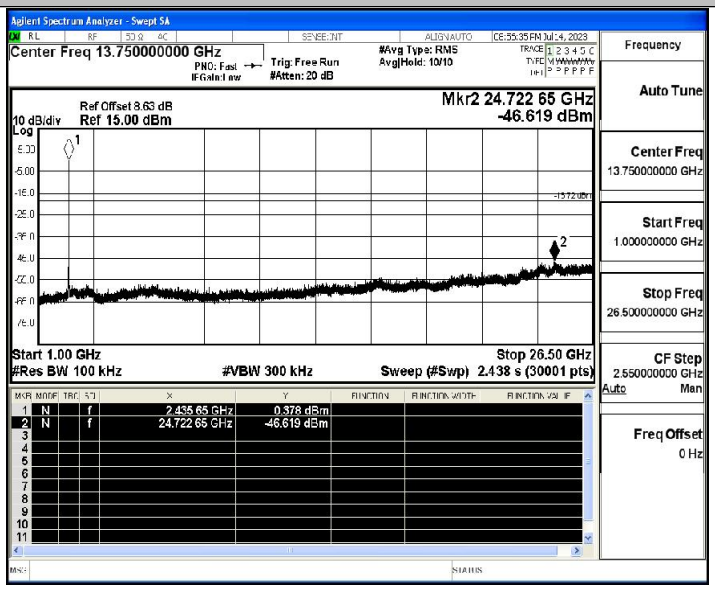

11B_Ant1_2462_30~1000

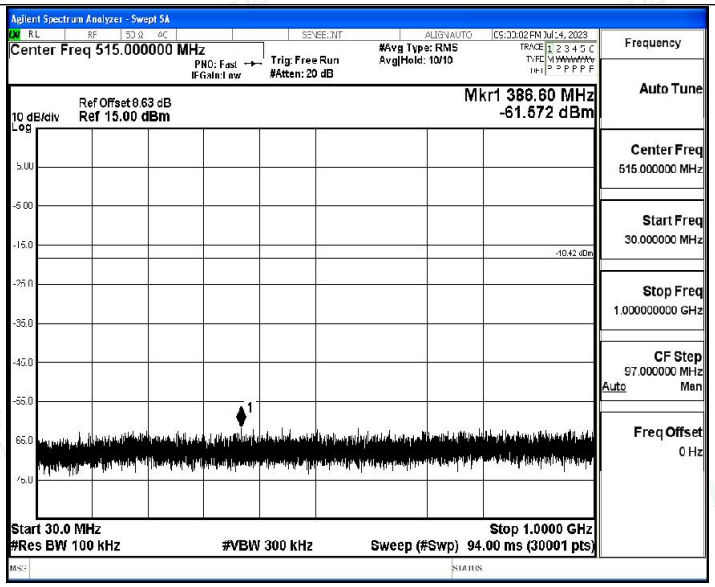

11B_Ant1_2462_1000~26500

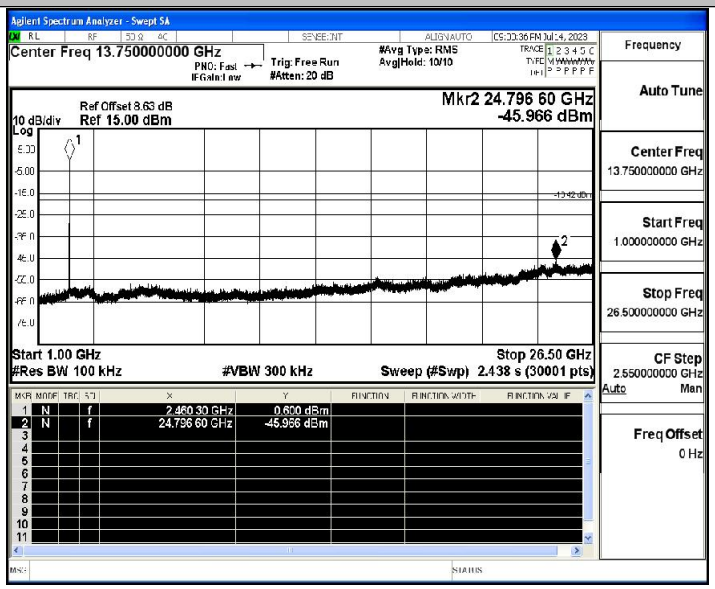

11G_Ant1_2412_30~1000

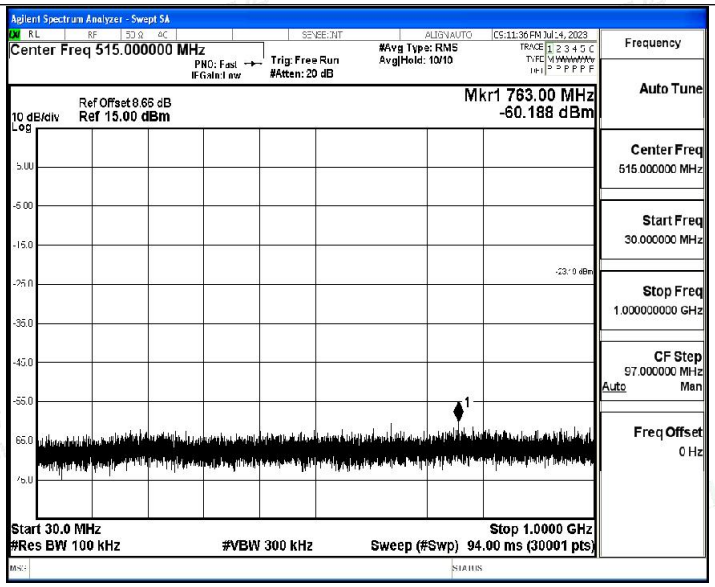

11G_Ant1_2412_1000~26500

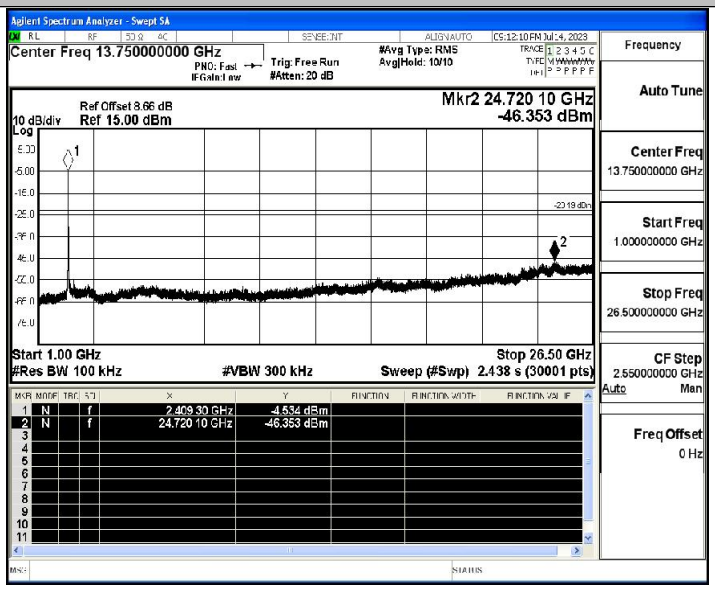

11G_Ant1_2437_30~1000