Measurement Data

TestMode	Freq(MHz)	BurstWidth [ms]	TotalHops [Num]	Result[s]	Limit[s]	Verdict
DH1	Hop	0.380	320	0.122	≤0.4	PASS
DH3	Hop	1.628	190	0.309	≤0.4	PASS
DH5	Hop	2.868	90	0.258	≤0.4	PASS
2DH1	Hop	0.389	320	0.124	≤0.4	PASS
2DH3	Hop	1.633	150	0.245	≤0.4	PASS
2DH5	Hop	2.875	110	0.316	≤0.4	PASS
3DH1	Hop	0.388	330	0.128	≤0.4	PASS
3DH3	Hop	1.633	210	0.343	≤0.4	PASS
3DH5	Hop	2.875	130	0.374	≤0.4	PASS

Remark:

The test period: T= 0.4 Second/Channel x 79 Channel = 31.6 s

Test plot as follows:

DH1_Ant1_Hop

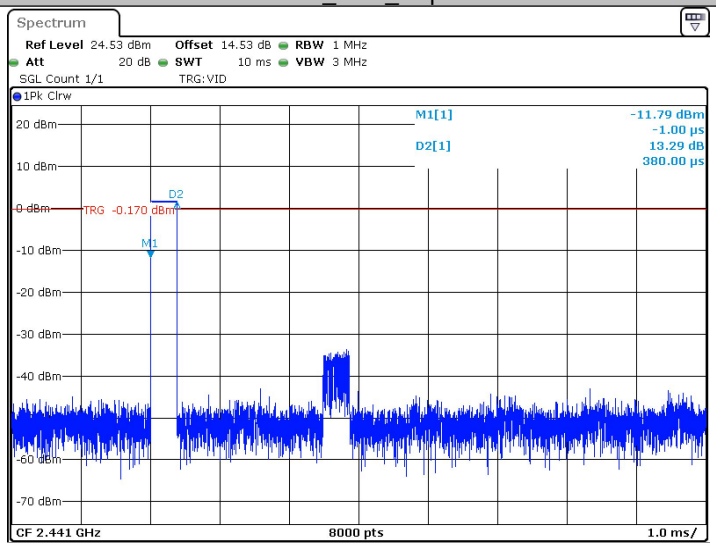

Date: 19.MAY.2025 15:59:28

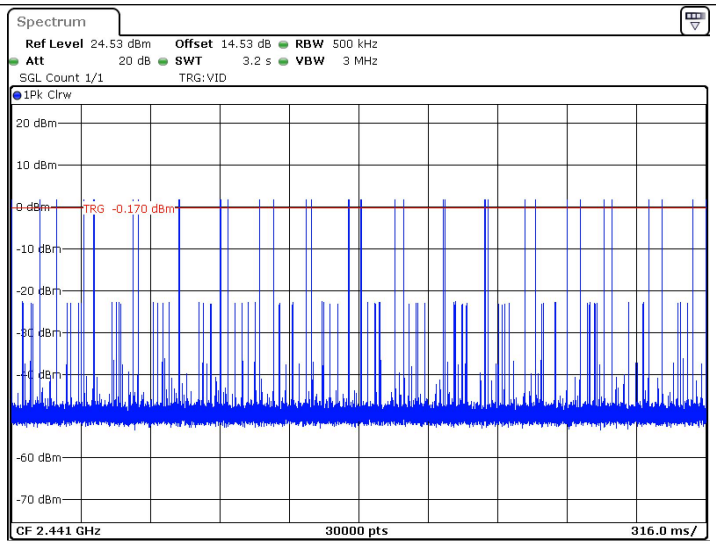

Date: 19.MAY.2025 15:59:34

DH3_Ant1_Hop

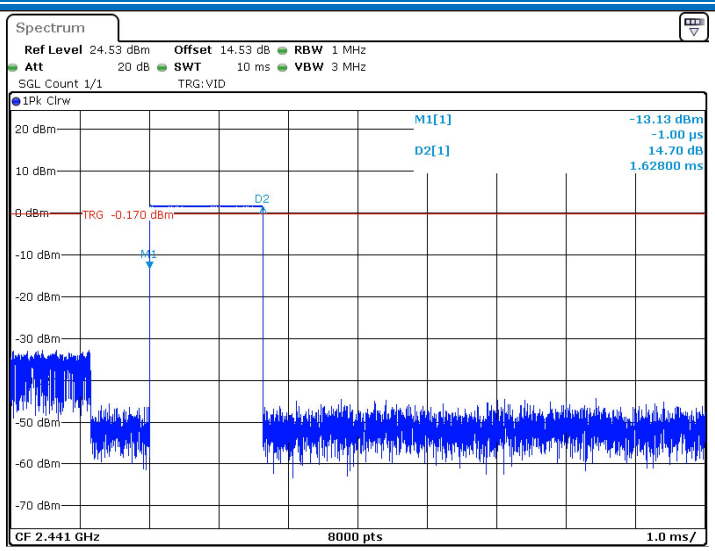

Date: 19.MAY.2025 16:00:54

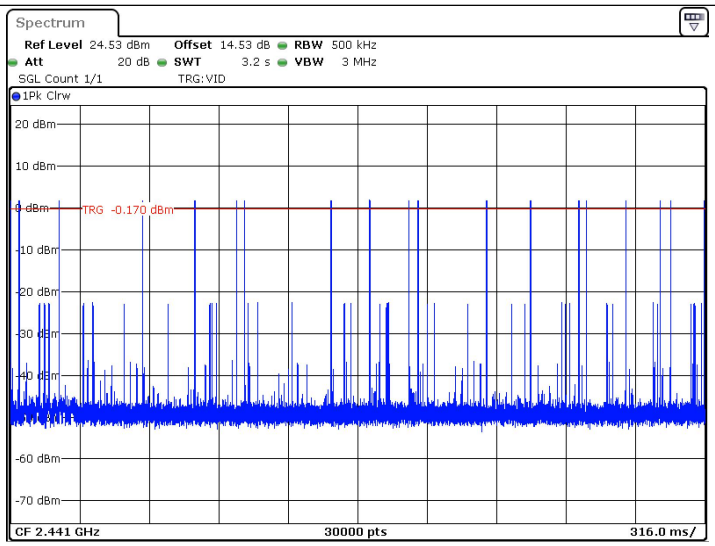

Date: 19.MAY.2025 16:00:59

DH5_Ant1_Hop

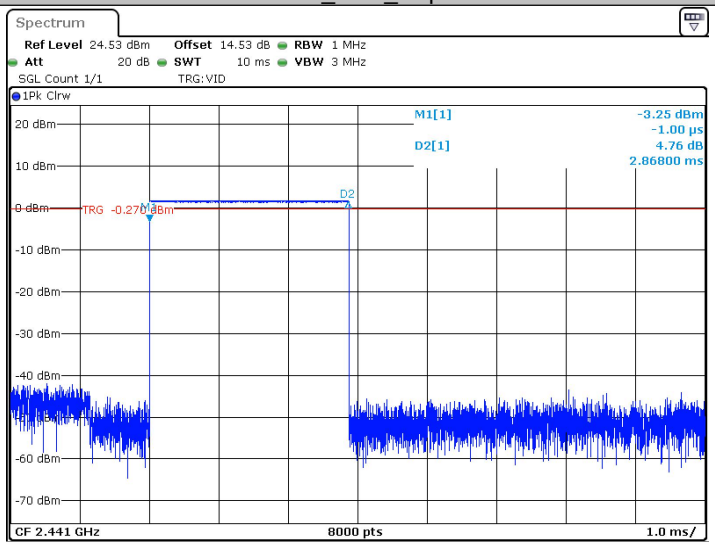

Date: 19.MAY.2025 15:58:57

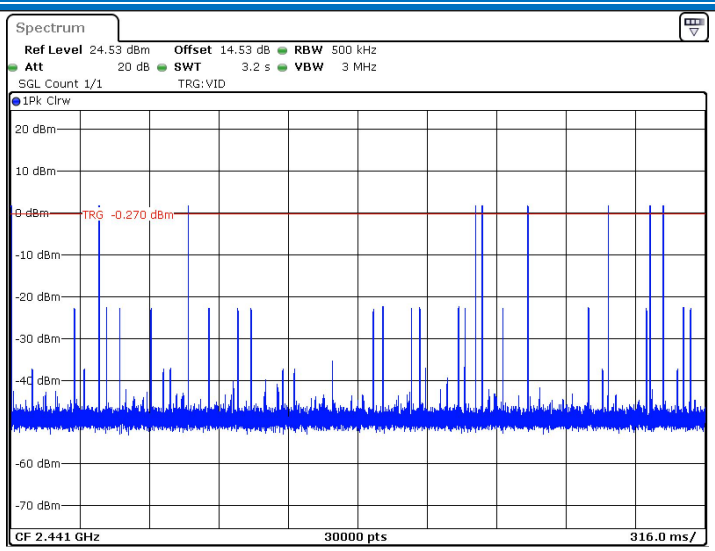

2DH1_Ant1_Hop

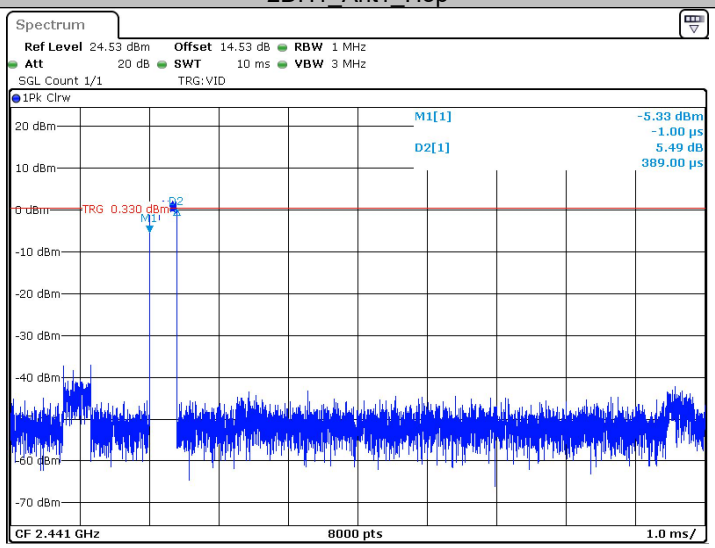

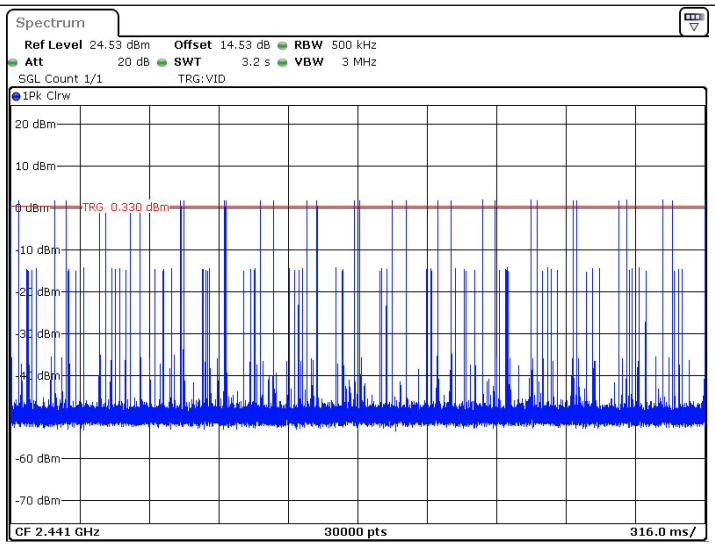

2DH3_Ant1_Hop

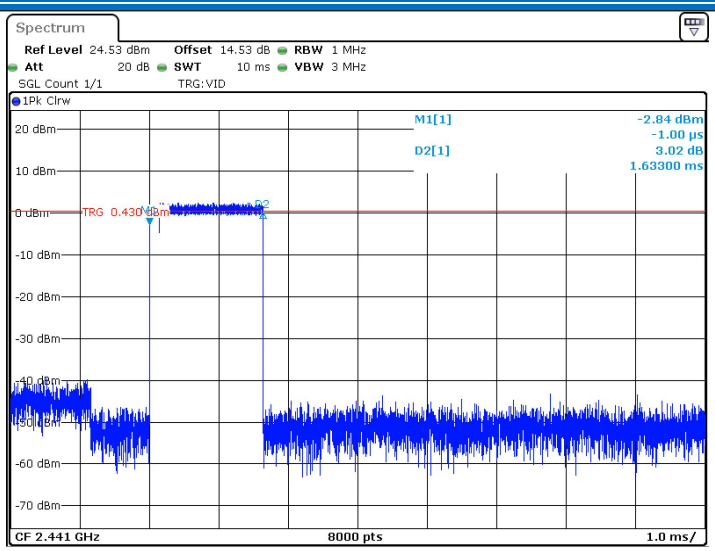

Date: 19.MAY.2025 16:05:02

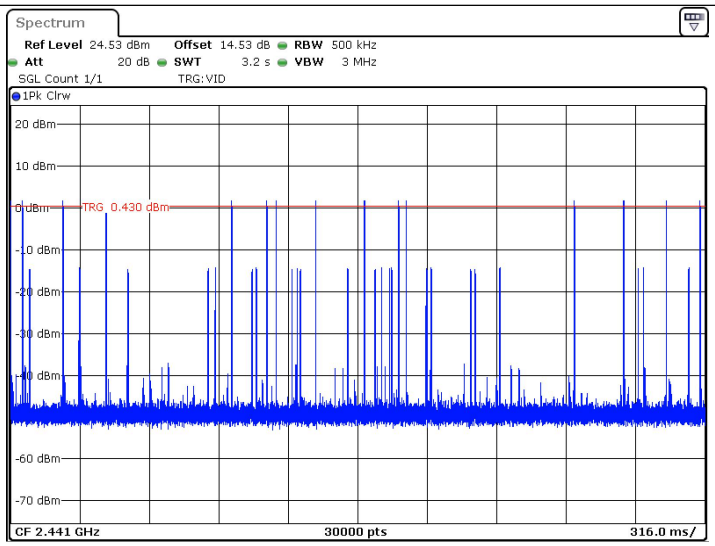

Date: 19.MAY.2025 16:05:08

2DH5_Ant1_Hop

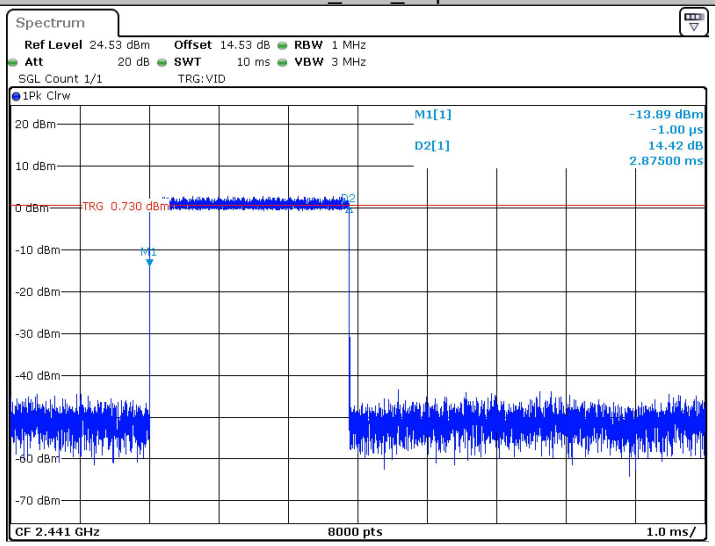

Date: 19.MAY.2025 16:15:14

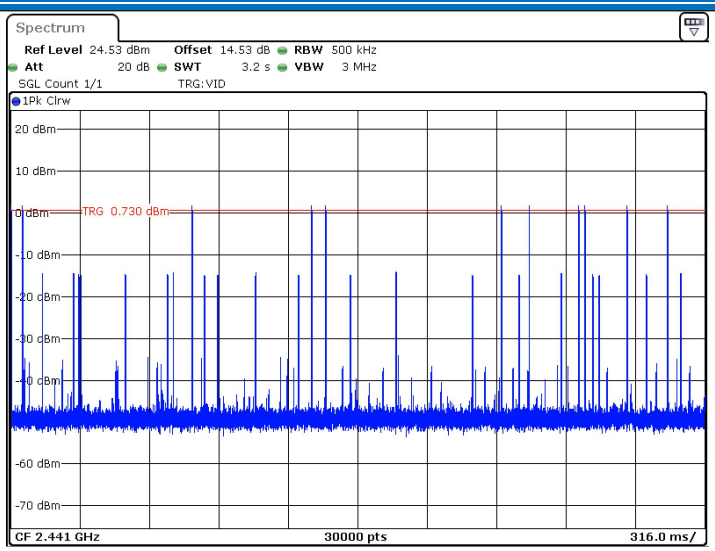

3DH1_Ant1_Hop

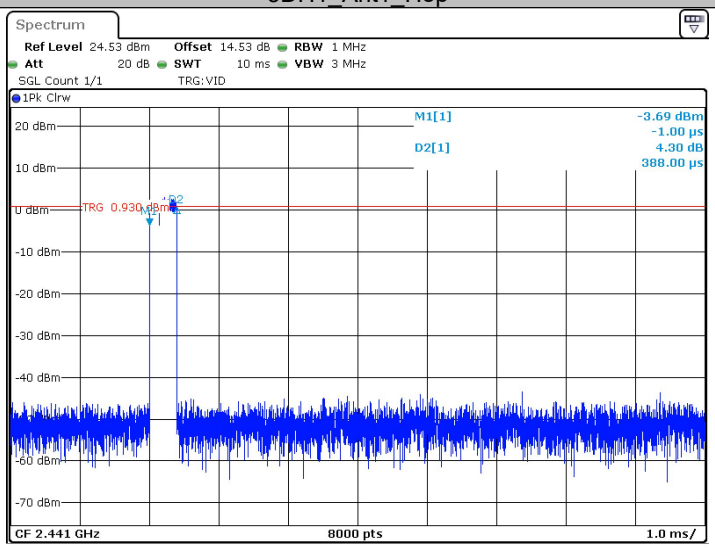

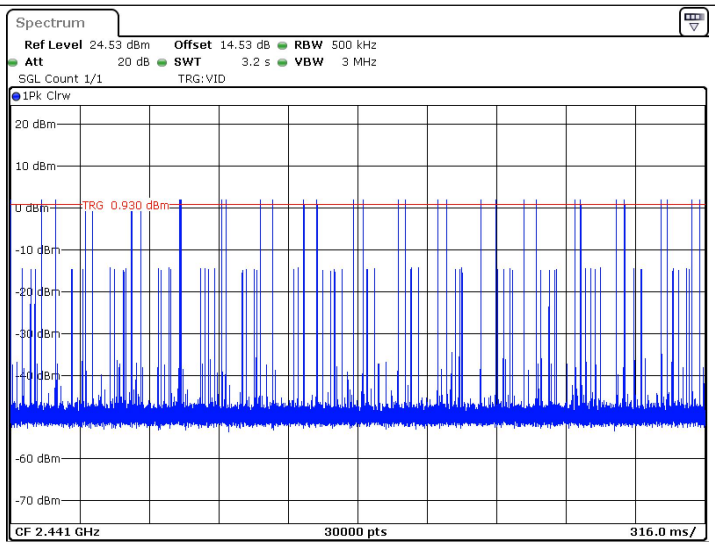

3DH3_Ant1_Hop

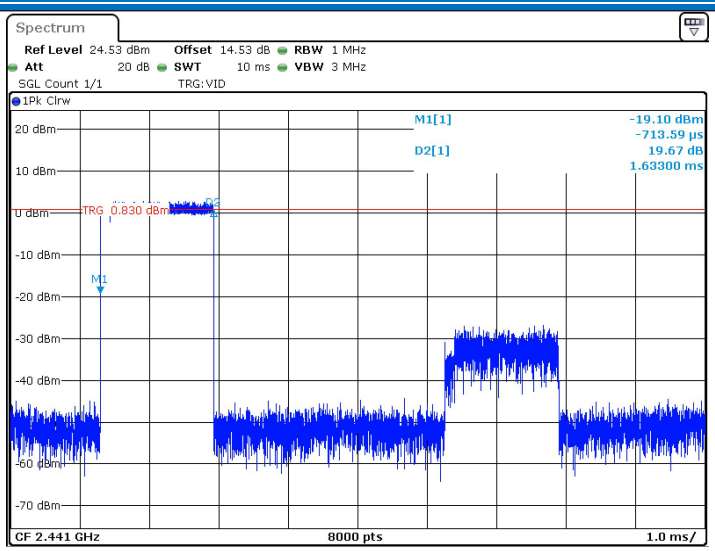

Date: 19.MAY.2025 16:08:47

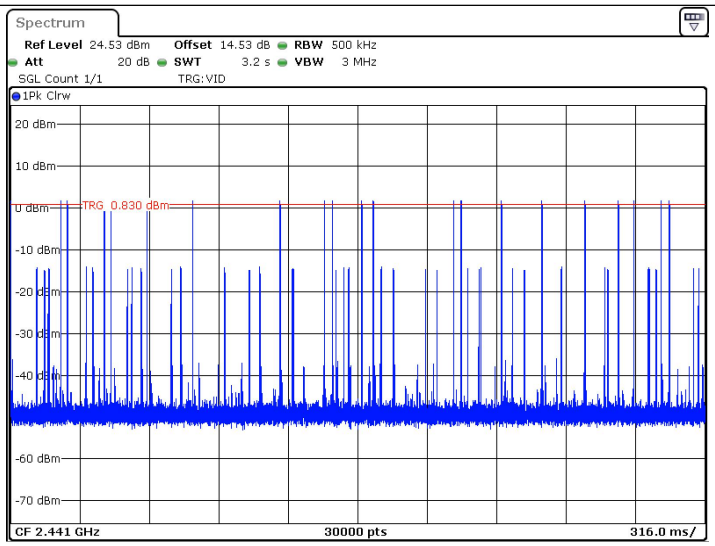

Date: 19.MAY.2025 16:08:53

3DH5_Ant1_Hop

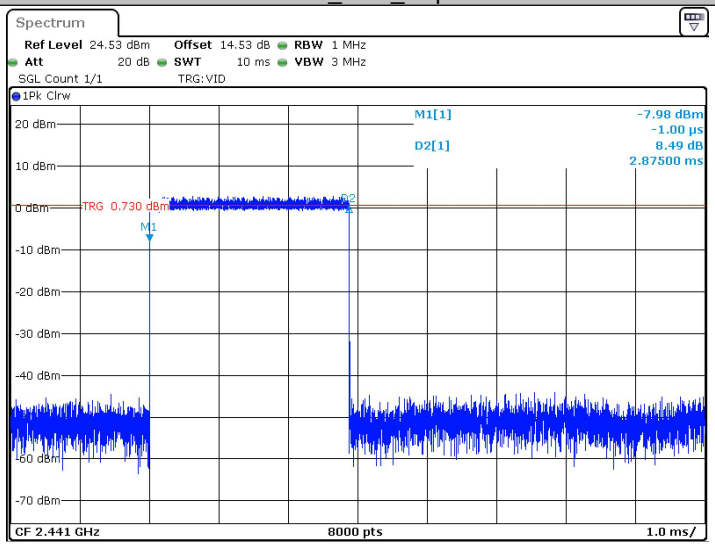

Date: 19.MAY.2025 16:07:06

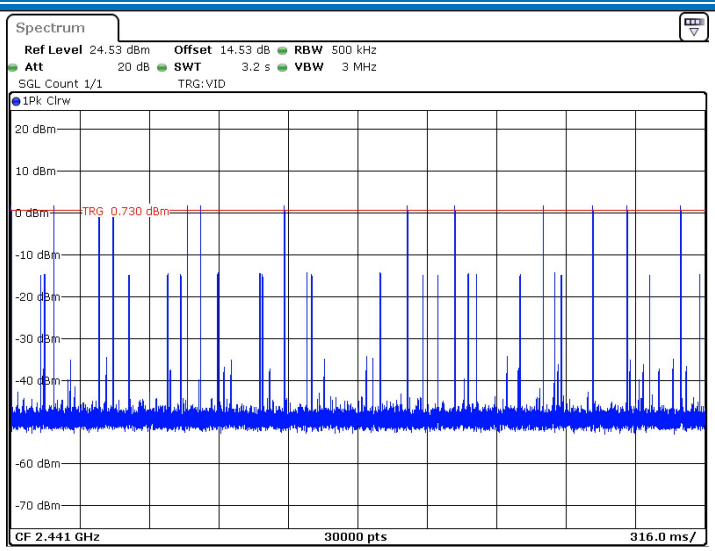

Date: 19.MAY.2025 16:07:11

5.8 Band-edge for RF Conducted Emissions

Test Requirement:	47 CFR Part 15C Section 15.247 (d)
Test Method:	ANSI C63.10:2013
Test Setup:	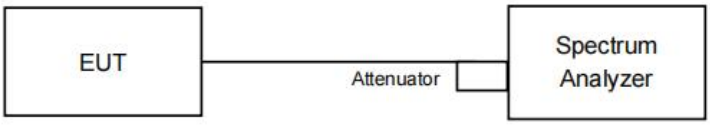 *Remark: Offset=cable loss+ attenuation factor.*
Limit:	In any 100 kHz bandwidth outside the frequency band in which the spread spectrum intentional radiator is operating, the radio frequency power that is produced by the intentional radiator shall be at least 20 dB below that in the 100 kHz bandwidth within the band that contains the highest level of the desired power, based on either an RF conducted or a radiated measurement.
Exploratory Test Mode:	Hopping and Non-hopping transmitting with all kind of modulation and all kind of data type
Final Test Mode:	Only the worst case is recorded in the report.
Test Results:	Pass

Measurement Data

TestMode	ChName	Freq(MHz)	RefLevel [dBm]	Result [dBm]	Limit [dBm]	Verdict
DH5	Low	2402	1.07	-40.41	≤-18.93	PASS
	High	2480	2.29	-50.38	≤-17.71	PASS
	Low	Hop_2402	0.51	-41.69	≤-19.49	PASS
	High	Hop_2480	1.56	-51.23	≤-18.44	PASS
2DH5	Low	2402	1.27	-41.91	≤-18.73	PASS
	High	2480	2.14	-51.23	≤-17.86	PASS
	Low	Hop_2402	-1.98	-43.66	≤-21.98	PASS
	High	Hop_2480	-1.43	-50.31	≤-21.43	PASS
3DH5	Low	2402	1.06	-42.26	≤-18.94	PASS
	High	2480	2.34	-51.03	≤-17.66	PASS
	Low	Hop_2402	-3.95	-46.09	≤-23.95	PASS
	High	Hop_2480	-1.48	-51.03	≤-21.48	PASS

Test plot as follows:

DH5_Ant1_Low_2402

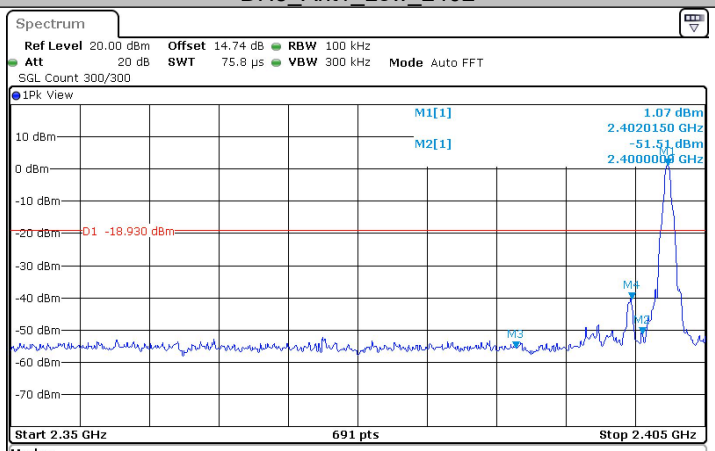

Marker

Type	Ref	Trc	X-value	Y-value	Function	Function Result
M1		1	2.402015 GHz	1.07 dBm		
M2		1	2.4 GHz	-51.51 dBm		
M3		1	2.39 GHz	-55.51 dBm		
M4		1	2.3991812 GHz	-40.41 dBm		

Date: 19.MAY.2025 15:25:28

DH5_Ant1_High_2480

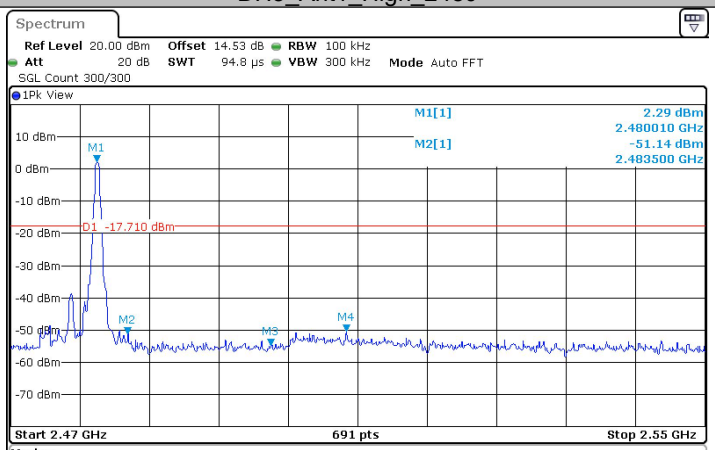

Marker

Type	Ref	Trc	X-value	Y-value	Function	Function Result
M1		1	2.48001 GHz	2.29 dBm		
M2		1	2.4835 GHz	-51.14 dBm		
M3		1	2.5 GHz	-54.89 dBm		
M4		1	2.508725 GHz	-50.38 dBm		

Date: 19.MAY.2025 15:29:59

DH5_Ant1_Low_Hop_2402

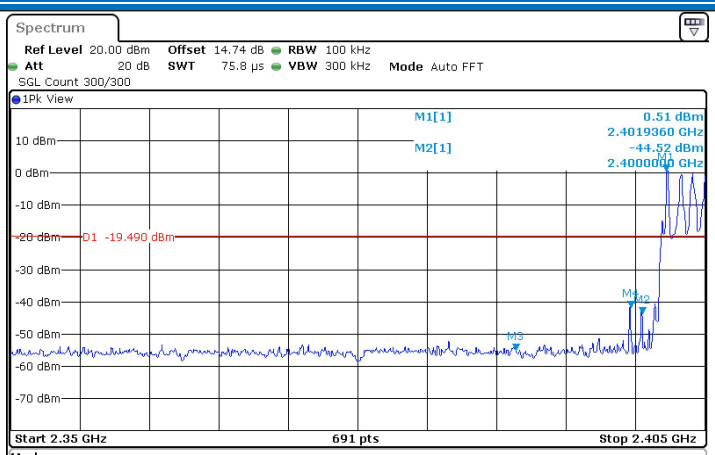

Marker

Type	Ref	Trc	X-value	Y-value	Function	Function Result
M1		1	2.401936 GHz	0.51 dBm		
M2		1	2.4 GHz	-44.52 dBm		
M3		1	2.39 GHz	-55.11 dBm		
M4		1	2.3991014 GHz	-41.69 dBm		

Date: 19.MAY.2025 15:55:54

DH5_Ant1_High_Hop_2480

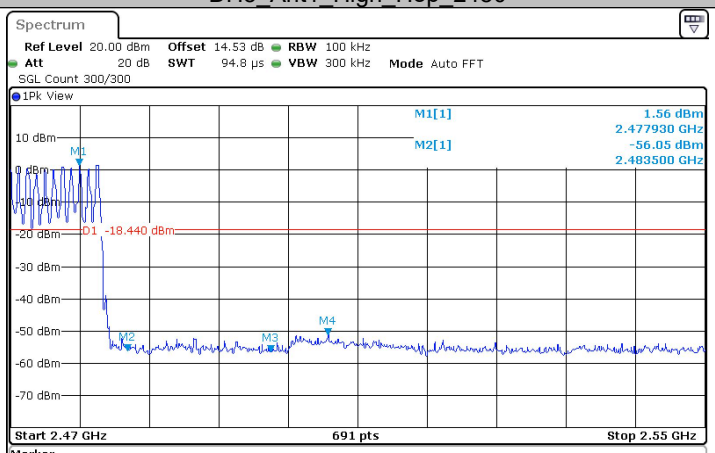

Marker

Type	Ref	Trc	X-value	Y-value	Function	Function Result
M1		1	2.47793 GHz	1.56 dBm		
M2		1	2.4835 GHz	-56.05 dBm		
M3		1	2.5 GHz	-56.58 dBm		
M4		1	2.506522 GHz	-51.23 dBm		

Date: 19.MAY.2025 16:01:12

2DH5_Ant1_Low_2402

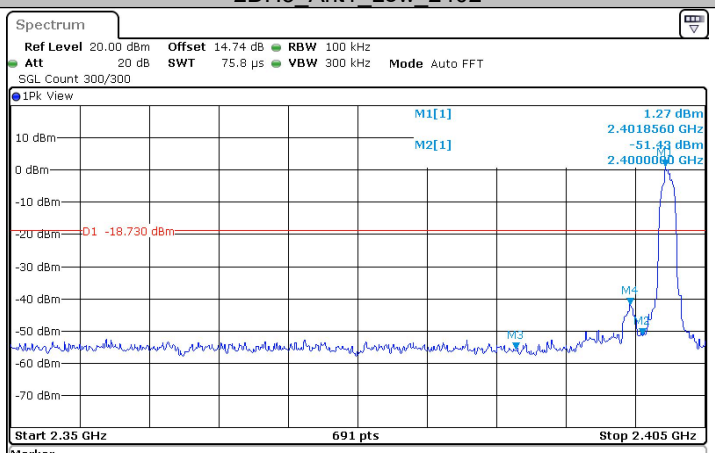

Marker

Type	Ref	Trc	X-value	Y-value	Function	Function Result
M1		1	2.401856 GHz	1.27 dBm		
M2		1	2.4 GHz	-51.43 dBm		
M3		1	2.39 GHz	-55.49 dBm		
M4		1	2.3990217 GHz	-41.91 dBm		

Date: 19.MAY.2025 15:31:52

2DH5_Ant1_High_2480

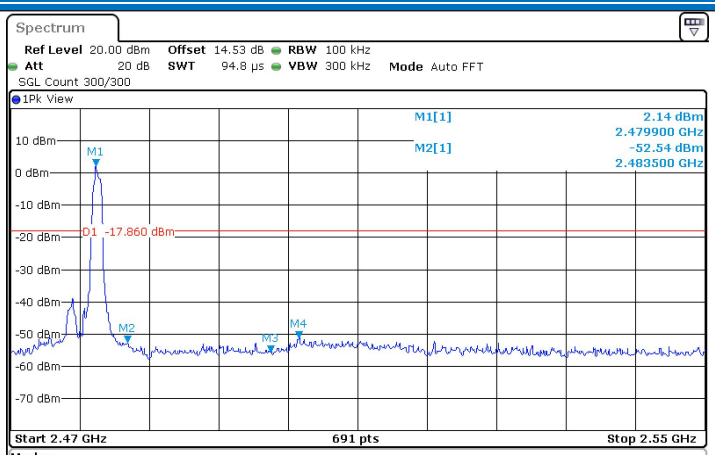

Marker

Type	Ref	Trc	X-value	Y-value	Function	Function Result
M1		1	2.4799 GHz	2.14 dBm		
M2		1	2.4835 GHz	-52.54 dBm		
M3		1	2.5 GHz	-55.64 dBm		
M4		1	2.503275 GHz	-51.23 dBm		

Date: 19.MAY.2025 15:35:00

2DH5_Ant1_Low_Hop_2402

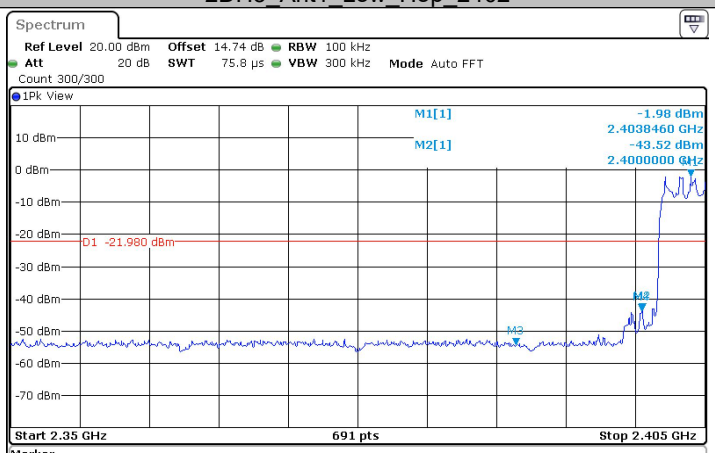

Marker

Type	Ref	Trc	X-value	Y-value	Function	Function Result
M1		1	2.403846 GHz	-1.98 dBm		
M2		1	2.4 GHz	-43.52 dBm		
M3		1	2.39 GHz	-54.28 dBm		
M4		1	2.3999783 GHz	-43.66 dBm		

Date: 21.MAY.2025 18:57:44

2DH5_Ant1_High_Hop_2480

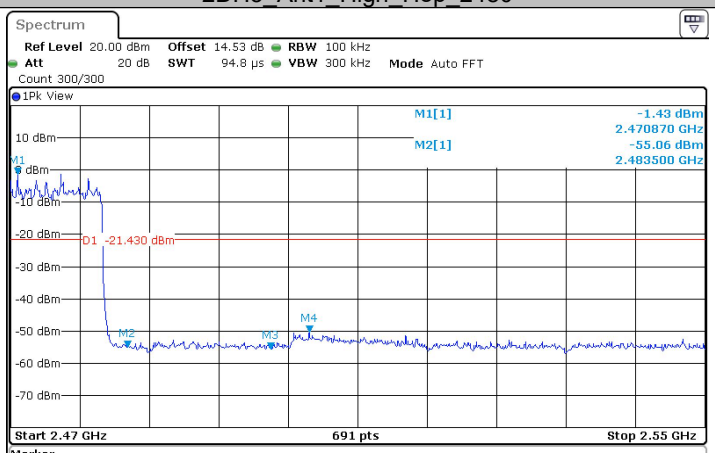

Marker

Type	Ref	Trc	X-value	Y-value	Function	Function Result
M1		1	2.47087 GHz	-1.43 dBm		
M2		1	2.4835 GHz	-55.06 dBm		
M3		1	2.5 GHz	-55.64 dBm		
M4		1	2.504435 GHz	-50.31 dBm		

Date: 21.MAY.2025 18:58:15

3DH5_Ant1_Low_2402