Appendix D.7: Conducted Spurious Emission

Test Result

Test Mode	Antenna	Frequency[MHz]	FreqRange [MHz]	Max. Fre [MHz]	Max. Level [dBm]	Limit [dBm]	Verdict
11A	Ant1	5180	30~5140	4136.91	-39.71	≤-27	PASS
			5360~40000	25987.25	-37.36	≤-27	PASS
		5200	30~5140	4154.28	-40.47	≤-27	PASS
			5360~40000	26728.78	-37.78	≤-27	PASS
		5240	30~5140	4185.96	-40.92	≤-27	PASS
			5360~40000	26687.66	-37.25	≤-27	PASS
11N20SISO	Ant1	5180	30~5140	4138.27	-40.11	≤-27	PASS
			5360~40000	24814.36	-38.38	≤-27	PASS
		5200	30~5140	4152.75	-40.57	≤-27	PASS
			5360~40000	24812.2	-37.74	≤-27	PASS
		5240	30~5140	4184.26	-40.74	≤-27	PASS
			5360~40000	26073.09	-37	≤-27	PASS
11N40SISO	Ant1	5190	30~5140	4135.37	-36.35	≤-27	PASS
			5360~40000	6211.17	-37.12	≤-27	PASS
		5230	30~5140	4167.4	-36.02	≤-27	PASS
			5360~40000	6260.22	-36.73	≤-27	PASS
11AC20SISO	Ant1	5180	30~5140	4135.71	-39.84	≤-27	PASS
			5360~40000	26138.01	-38	≤-27	PASS
		5200	30~5140	4152.07	-39.97	≤-27	PASS
			5360~40000	26694.15	-38.29	≤-27	PASS
		5240	30~5140	4183.92	-40.27	≤-27	PASS
			5360~40000	25718.91	-38.2	≤-27	PASS
11AC40SISO	Ant1	5190	30~5140	4134.86	-36	≤-27	PASS
			5360~40000	6211.89	-36.99	≤-27	PASS
		5230	30~5140	4166.89	-36.37	≤-27	PASS
			5360~40000	24261.82	-37.74	≤-27	PASS
11AX20SISO	Ant1	5180	30~5140	4135.54	-38.37	≤-27	PASS
			5360~40000	24267.59	-37.43	≤-27	PASS
		5200	30~5140	4151.22	-39.52	≤-27	PASS
			5360~40000	25507.56	-37.89	≤-27	PASS
		5240	30~5140	4183.58	-38.24	≤-27	PASS
			5360~40000	24270.47	-38.29	≤-27	PASS
11AX40SISO	Ant1	5190	30~5140	4135.89	-33.98	≤-27	PASS
			5360~40000	6210.45	-34.71	≤-27	PASS
		5230	30~5140	4165.52	-36.2	≤-27	PASS
			5360~40000	6258.78	-36.17	≤-27	PASS

Test Graphs

11A_Ant1_5180_30~5140

11A_Ant1_5180_5360~40000

11A_Ant1_5200_30~5140

11A_Ant1_5200_5360~40000

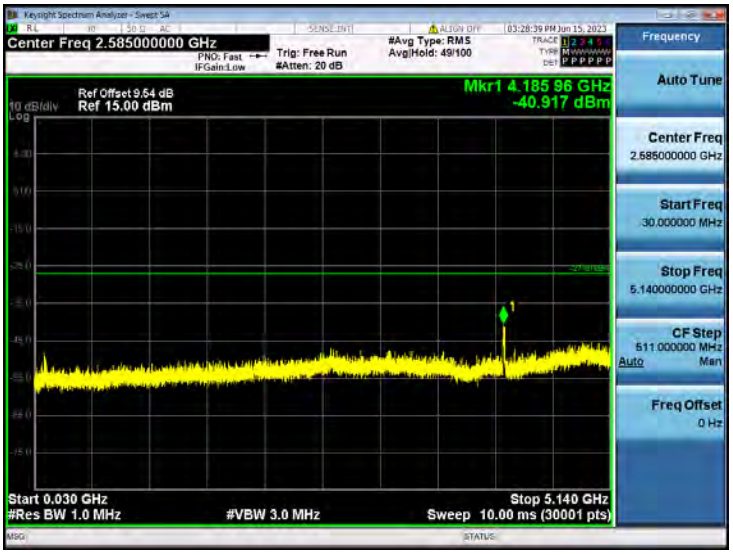

11A_Ant1_5240_30~5140

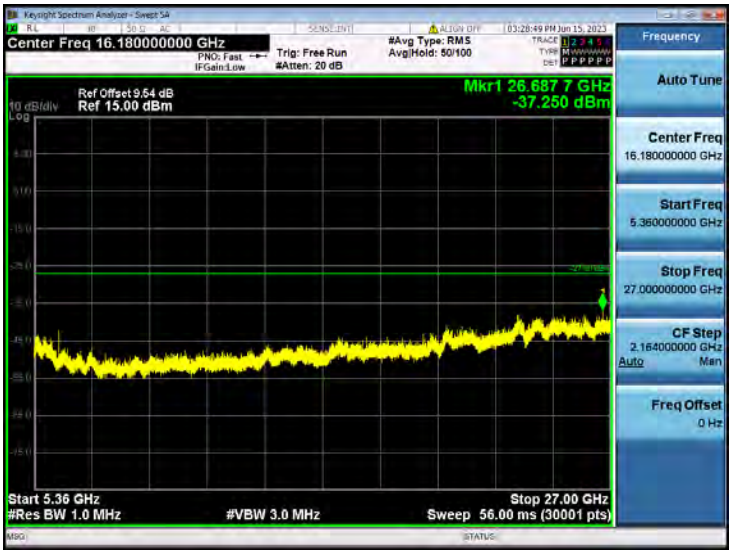

11A_Ant1_5240_5360~40000

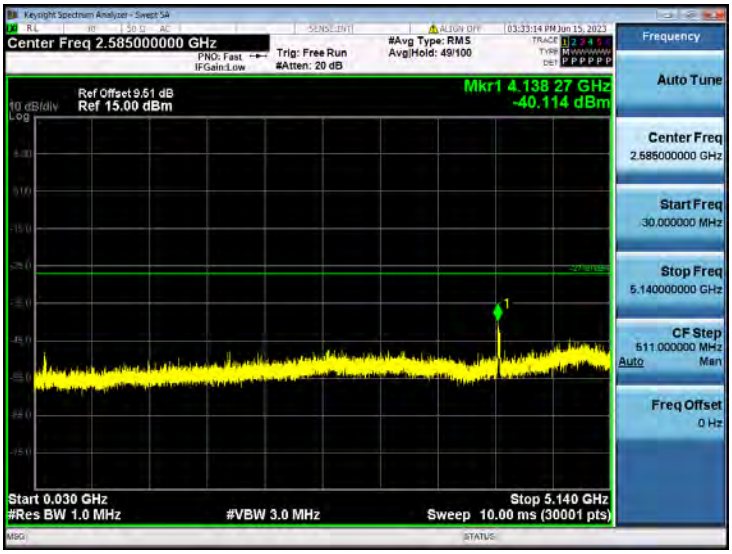

11N20SISO_Ant1_5180_30~5140

11N20SISO_Ant1_5180_5360~40000

11N20SISO_Ant1_5200_30~5140

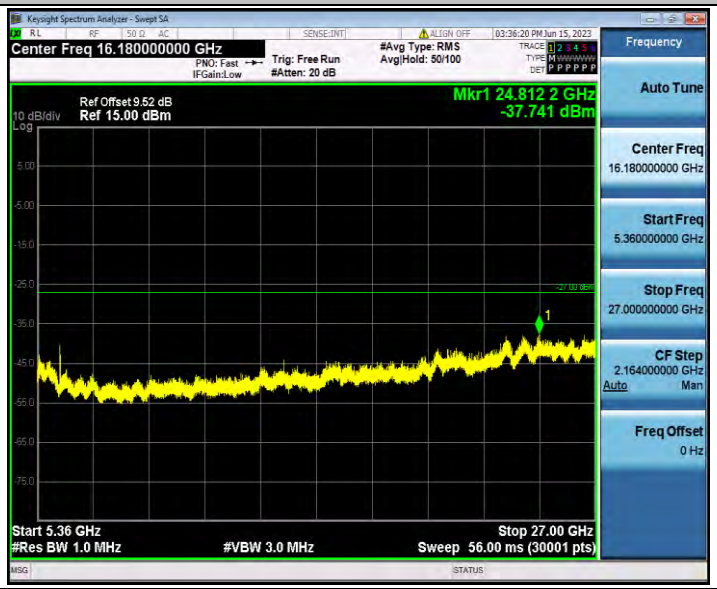

11N20SISO_Ant1_5200_5360~40000

11N20SISO_Ant1_5240_30~5140

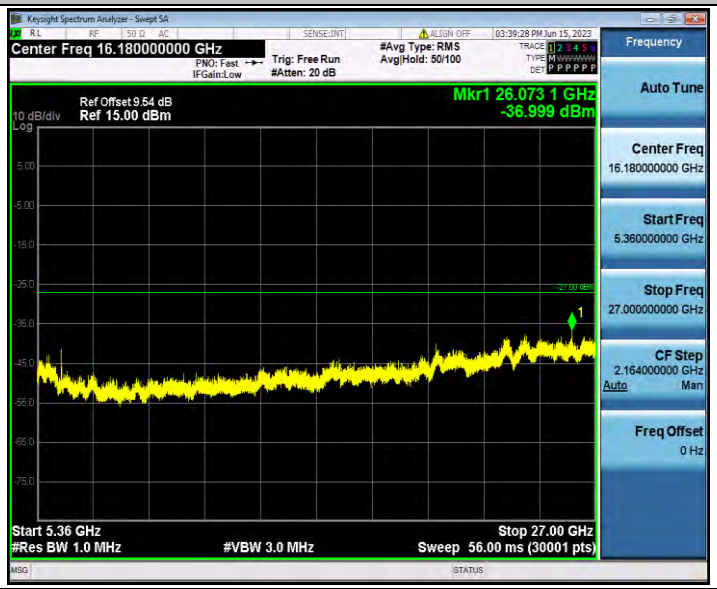

11N20SISO_Ant1_5240_5360~40000

11N40SISO_Ant1_5190_30~5140

11N40SISO_Ant1_5190_5360~40000

11N40SISO_Ant1_5230_30~5140

11N40SISO_Ant1_5230_5360~40000

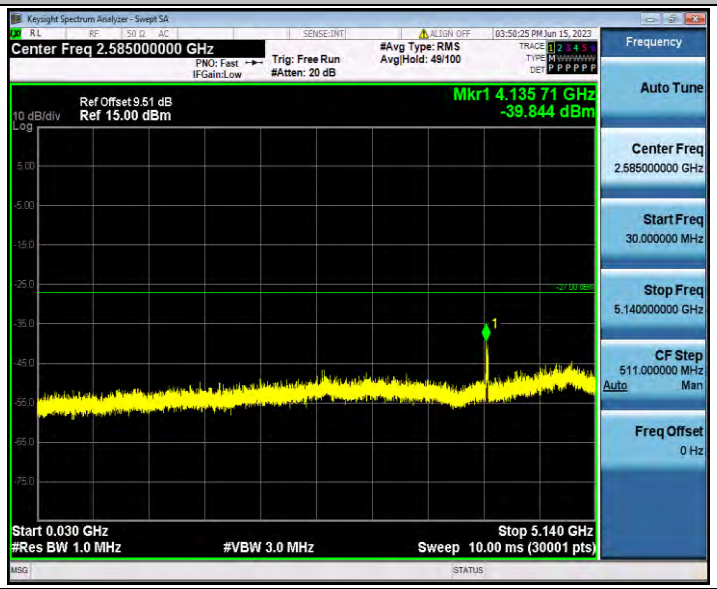

11AC20SISO_Ant1_5180_30~5140

11AC20SISO_Ant1_5180_5360~40000

11AC20SISO_Ant1_5200_30~5140

11AC20SISO_Ant1_5200_5360~40000

11AC20SISO_Ant1_5240_30~5140

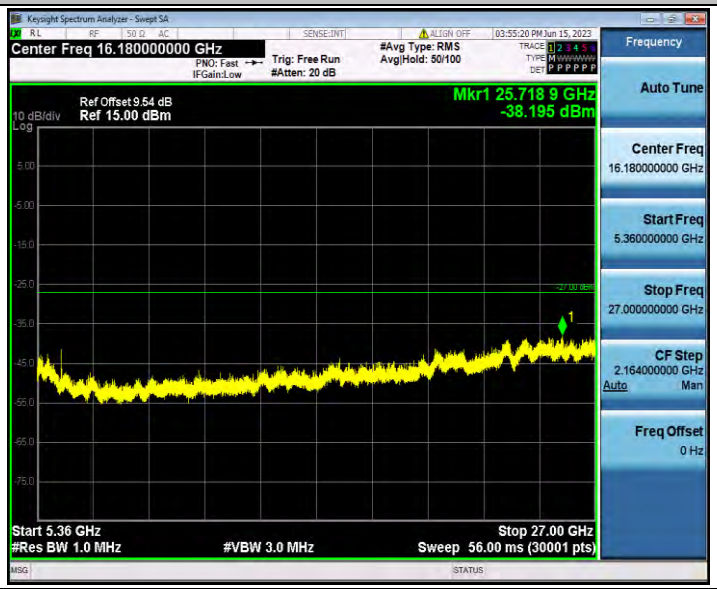

11AC20SISO_Ant1_5240_5360~40000

11AC40SISO_Ant1_5190_30~5140

11AC40SISO_Ant1_5190_5360~40000

11AC40SISO_Ant1_5230_30~5140

11AC40SISO_Ant1_5230_5360~40000

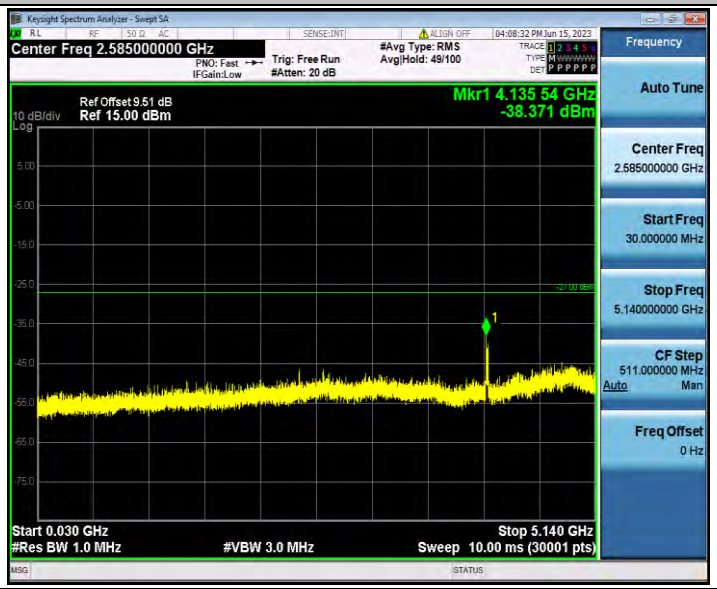

11AX20SISO_Ant1_5180_30~5140

11AX20SISO_Ant1_5180_5360~40000

11AX20SISO_Ant1_5200_30~5140

11AX20SISO_Ant1_5200_5360~40000

11AX20SISO_Ant1_5240_30~5140

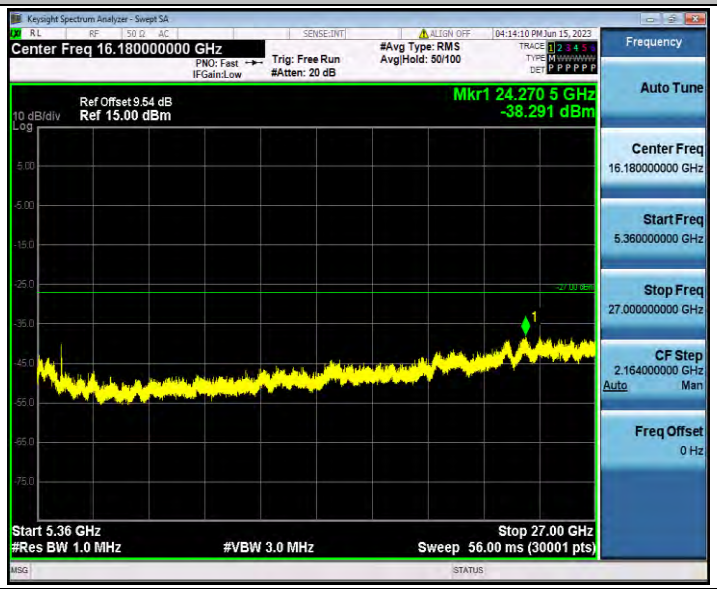

11AX20SISO_Ant1_5240_5360~40000

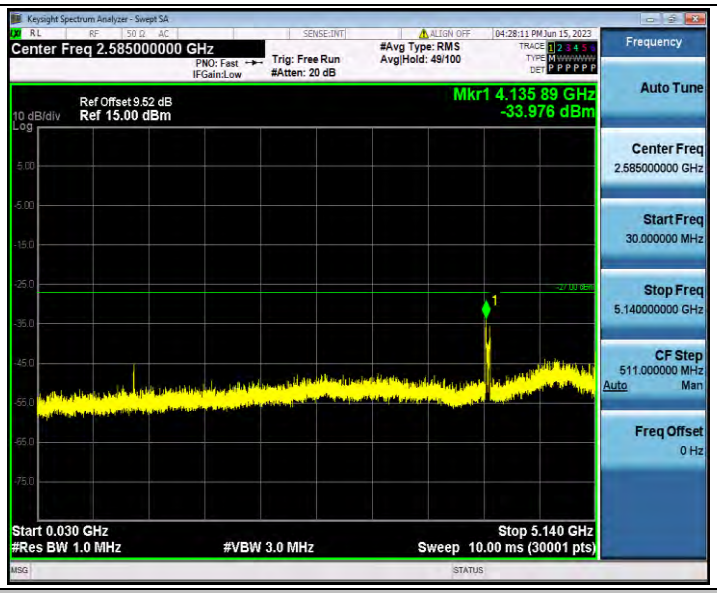

11AX40SISO_Ant1_5190_30~5140

11AX40SISO_Ant1_5190_5360~40000

11AX40SISO_Ant1_5230_30~5140
11AX40SISO_Ant1_5230_5360~40000

Appendix D.8: Emissions in Restricted Bands

Test Result

Test Mode	Antenna	ChName	Frequency [MHz]	Detector	Freq [MHz]	Result [dBm]	Limit [dBm]	Result [dBuV/m]	Limit [dBuV/m]	Verdict
11A	Ant1	Low	5180	AV	4500.000	-47.77	≤-41.20	47.43	≤54	PASS
				AV	4917.200	-45.29	≤-41.20	49.91	≤54	PASS
				AV	5150.000	-46.82	≤-41.20	48.38	≤54	PASS
				Peak	4500.000	-39.27	≤-21.20	55.93	≤74	PASS
				Peak	4978.100	-35.03	≤-21.20	60.17	≤74	PASS
				Peak	5150.000	-39.9	≤-21.20	55.30	≤74	PASS
		High	5240	AV	5350.000	-46.56	≤-41.20	48.64	≤54	PASS
				AV	5447.040	-45.31	≤-41.20	49.89	≤54	PASS
				AV	5460.000	-45.48	≤-41.20	49.72	≤54	PASS
				Peak	5350.000	-40.85	≤-21.20	54.35	≤74	PASS
				Peak	5453.040	-35.56	≤-21.20	59.64	≤74	PASS
				Peak	5460.000	-38.05	≤-21.20	57.15	≤74	PASS
11N20SISO	Ant1	Low	5180	AV	4500.000	-47.7	≤-41.20	47.50	≤54	PASS
				AV	4946.600	-45.36	≤-41.20	49.84	≤54	PASS
				AV	5150.000	-46.66	≤-41.20	48.54	≤54	PASS
				Peak	4500.000	-40.42	≤-21.20	54.78	≤74	PASS
				Peak	5012.400	-35.97	≤-21.20	59.23	≤74	PASS
				Peak	5150.000	-38.89	≤-21.20	56.31	≤74	PASS
		High	5240	AV	5350.000	-46.59	≤-41.20	48.61	≤54	PASS
				AV	5452.320	-45.26	≤-41.20	49.94	≤54	PASS
				AV	5460.000	-45.45	≤-41.20	49.75	≤54	PASS
				Peak	5350.000	-39.13	≤-21.20	56.07	≤74	PASS
				Peak	5364.000	-35.98	≤-21.20	59.22	≤74	PASS
				Peak	5460.000	-36.2	≤-21.20	59.00	≤74	PASS
11N40SISO	Ant1	Low	5190	AV	4500.000	-47.42	≤-41.20	47.78	≤54	PASS
				AV	4908.800	-44.82	≤-41.20	50.38	≤54	PASS
				AV	5150.000	-46.21	≤-41.20	48.99	≤54	PASS
				Peak	4500.000	-39.15	≤-21.20	56.05	≤74	PASS
				Peak	5148.900	-35.2	≤-21.20	60.00	≤74	PASS
				Peak	5150.000	-37.56	≤-21.20	57.64	≤74	PASS
		High	5230	AV	5350.000	-46.35	≤-41.20	48.85	≤54	PASS
				AV	5456.620	-45	≤-41.20	50.20	≤54	PASS
				AV	5460.000	-45.14	≤-41.20	50.06	≤54	PASS
				Peak	5350.000	-39.27	≤-21.20	55.93	≤74	PASS
				Peak	5456.360	-35.19	≤-21.20	60.01	≤74	PASS
				Peak	5460.000	-39.05	≤-21.20	56.15	≤74	PASS

11AC20SISO	Ant1	Low	5180	AV	4500.000	-47.75	≤-41.20	47.45	≤54	PASS
				AV	4946.600	-45.26	≤-41.20	49.94	≤54	PASS
				AV	5150.000	-46.62	≤-41.20	48.58	≤54	PASS
				Peak	4500.000	-40.23	≤-21.20	54.97	≤74	PASS
				Peak	5022.200	-35.51	≤-21.20	59.69	≤74	PASS
				Peak	5150.000	-39.03	≤-21.20	56.17	≤74	PASS
		High	5240	AV	5350.000	-46.46	≤-41.20	48.74	≤54	PASS
				AV	5454.720	-45.17	≤-41.20	50.03	≤54	PASS
				AV	5460.000	-45.42	≤-41.20	49.78	≤54	PASS
				Peak	5350.000	-39.78	≤-21.20	55.42	≤74	PASS
				Peak	5444.640	-36.06	≤-21.20	59.14	≤74	PASS
				Peak	5460.000	-38.61	≤-21.20	56.59	≤74	PASS
11AC40SISO	Ant1	Low	5190	AV	4500.000	-47.31	≤-41.20	47.89	≤54	PASS
				AV	4929.100	-44.9	≤-41.20	50.30	≤54	PASS
				AV	5150.000	-45.54	≤-41.20	49.66	≤54	PASS
				Peak	4500.000	-40.54	≤-21.20	54.66	≤74	PASS
				Peak	4976.000	-35.71	≤-21.20	59.49	≤74	PASS
				Peak	5150.000	-39.26	≤-21.20	55.94	≤74	PASS
		High	5230	AV	5350.000	-46.09	≤-41.20	49.11	≤54	PASS
				AV	5458.700	-44.88	≤-41.20	50.32	≤54	PASS
				AV	5460.000	-45.16	≤-41.20	50.04	≤54	PASS
				Peak	5350.000	-38.29	≤-21.20	56.91	≤74	PASS
				Peak	5451.160	-35.54	≤-21.20	59.66	≤74	PASS
				Peak	5460.000	-37.56	≤-21.20	57.64	≤74	PASS
11AX20SISO	Ant1	Low	5180	AV	4500.000	-47.59	≤-41.20	47.61	≤54	PASS
				AV	4944.500	-45.07	≤-41.20	50.13	≤54	PASS
				AV	5150.000	-46.33	≤-41.20	48.87	≤54	PASS
				Peak	4500.000	-41.24	≤-21.20	53.96	≤74	PASS
				Peak	5087.300	-34.38	≤-21.20	60.82	≤74	PASS
				Peak	5150.000	-38.49	≤-21.20	56.71	≤74	PASS
		High	5240	AV	5350.000	-46.45	≤-41.20	48.75	≤54	PASS
				AV	5456.640	-45.16	≤-41.20	50.04	≤54	PASS
				AV	5460.000	-45.43	≤-41.20	49.77	≤54	PASS
				Peak	5350.000	-39.12	≤-21.20	56.08	≤74	PASS
				Peak	5447.040	-35.84	≤-21.20	59.36	≤74	PASS
				Peak	5460.000	-38.71	≤-21.20	56.49	≤74	PASS
11AX40SISO	Ant1	Low	5190	AV	4500.000	-47.25	≤-41.20	47.95	≤54	PASS
				AV	4945.900	-44.69	≤-41.20	50.51	≤54	PASS
				AV	5150.000	-45.74	≤-41.20	49.46	≤54	PASS
				Peak	4500.000	-40.57	≤-21.20	54.63	≤74	PASS
				Peak	5079.600	-35.13	≤-21.20	60.07	≤74	PASS
				Peak	5150.000	-38.71	≤-21.20	56.49	≤74	PASS
		High	5230	AV	5350.000	-46.15	≤-41.20	49.05	≤54	PASS

				AV	5452.980	-44.87	≤-41.20	50.33	≤54	PASS
				AV	5460.000	-45.02	≤-41.20	50.18	≤54	PASS
				Peak	5350.000	-38.8	≤-21.20	56.40	≤74	PASS
				Peak	5444.140	-35.67	≤-21.20	59.53	≤74	PASS
				Peak	5460.000	-37.45	≤-21.20	57.75	≤74	PASS

Note：

1. The Antenna Gain is compensated in the graph.
2. The Duty Cycle Factor and RBW Factor is compensated in the graph.
3. For transmitters operating in 5150-5350 GHz band and 5470-5725 GHz band: The limit in dBm for average detector is conversion from 54dBuV/m, according to 15.209(a). The limit in dBm for peak detector is 20dB above the limit of average detector in dBm.

Test Graphs

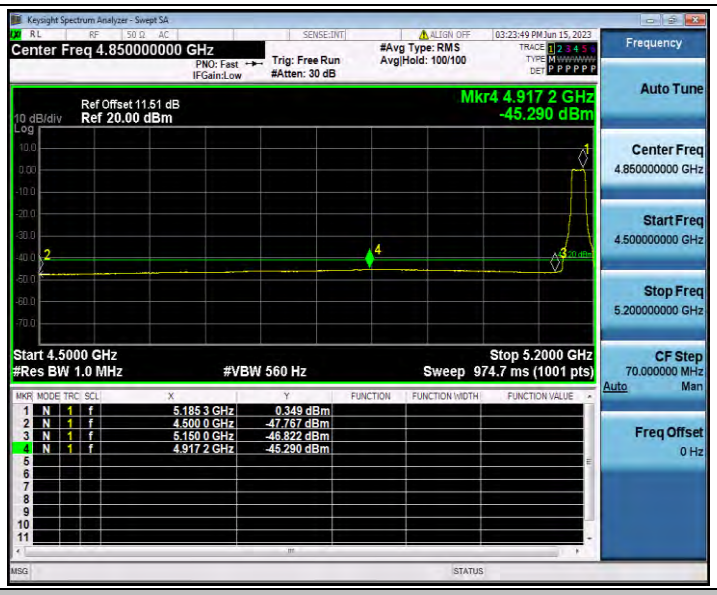

11A_Ant1_Low_5180_AV

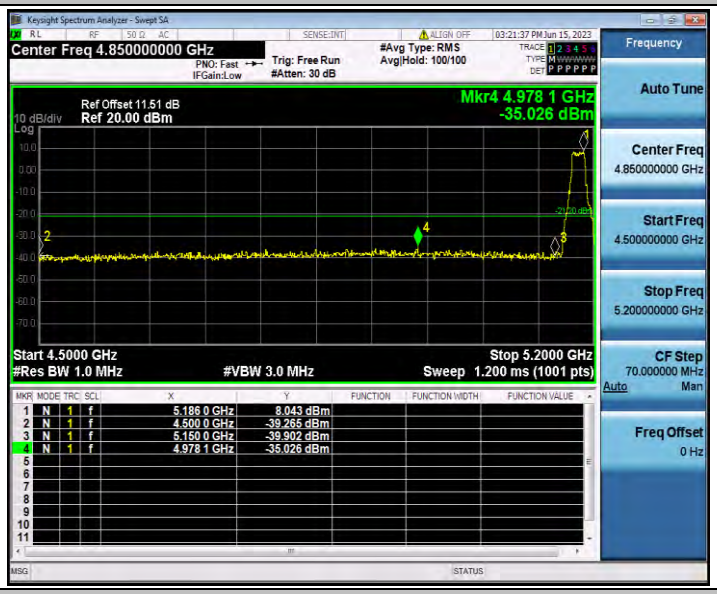

11A_Ant1_Low_5180_Peak

11A_Ant1_High_5240_AV

11A_Ant1_High_5240_Peak

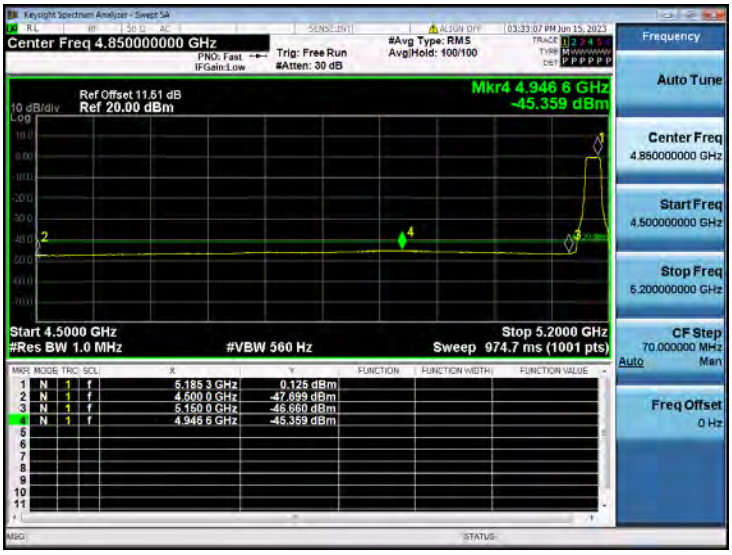

11N20SISO_Ant1_Low_5180_AV

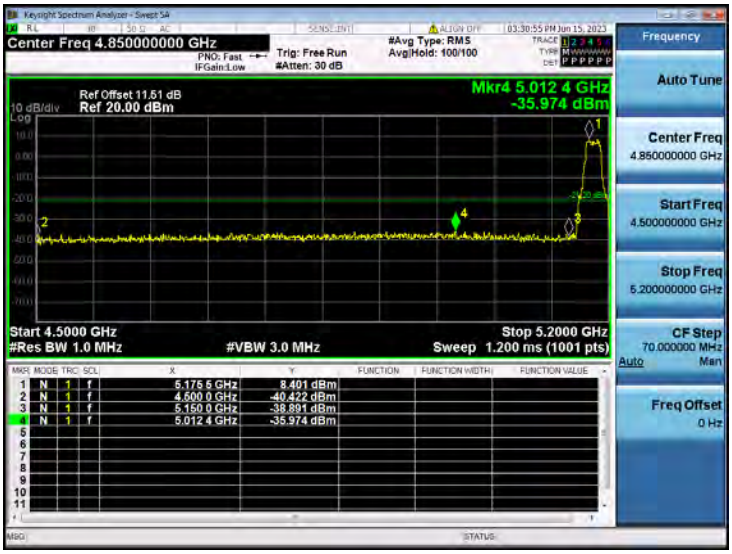

11N20SISO_Ant1_Low_5180_Peak

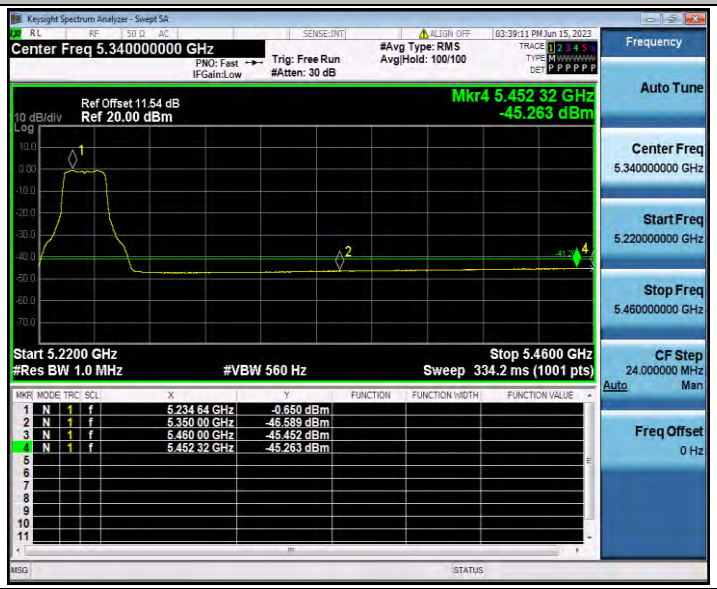

11N20SISO_Ant1_High_5240_AV

11N20SISO_Ant1_High_5240_Peak

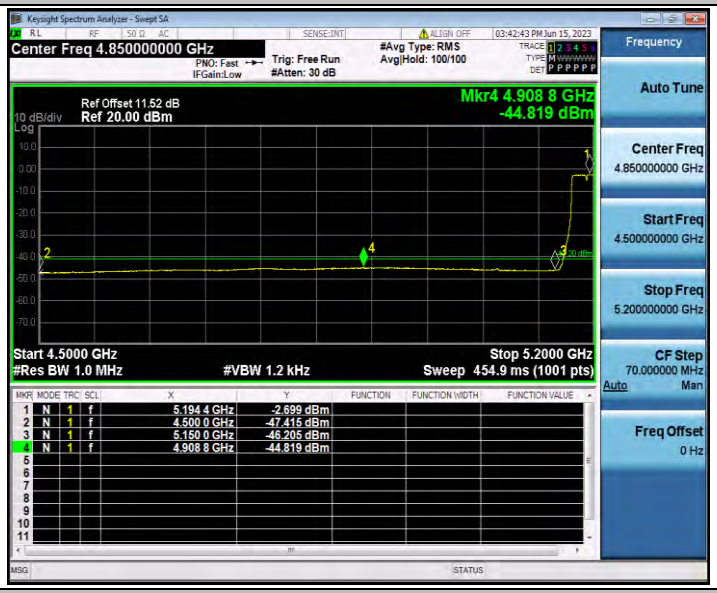

11N40SISO_Ant1_Low_5190_AV

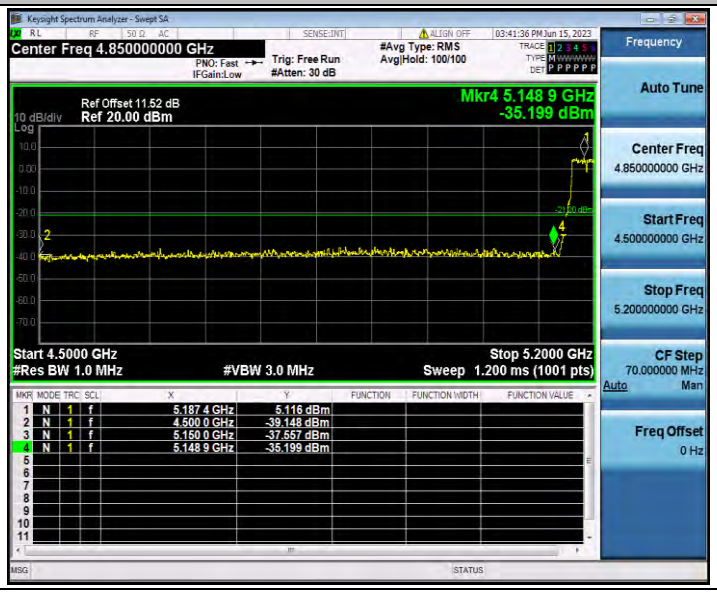

11N40SISO_Ant1_Low_5190_Peak

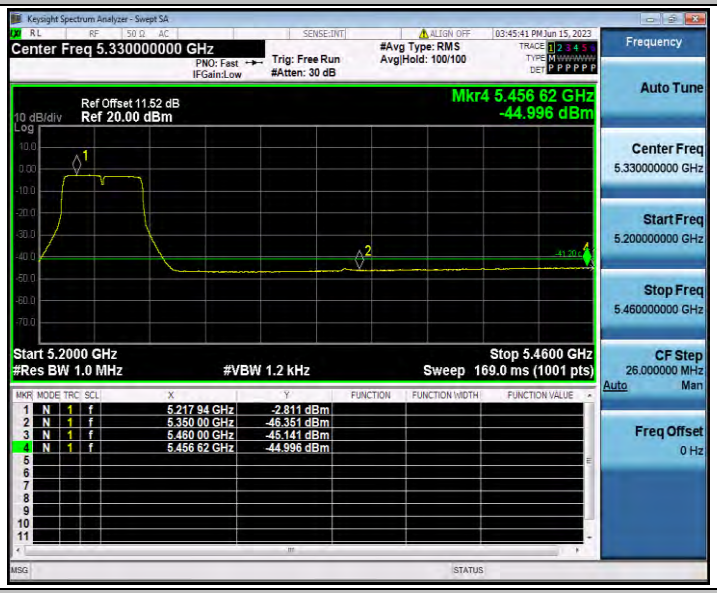

11N40SISO_Ant1_High_5230_AV

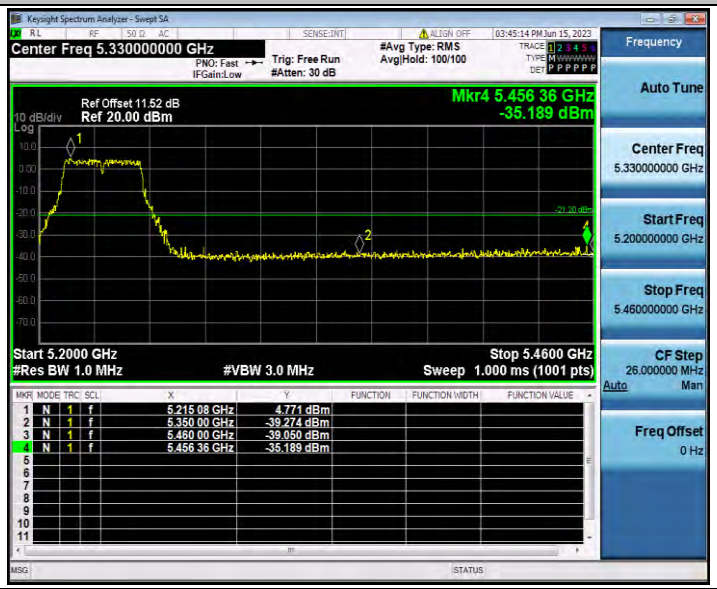

11N40SISO_Ant1_High_5230_Peak

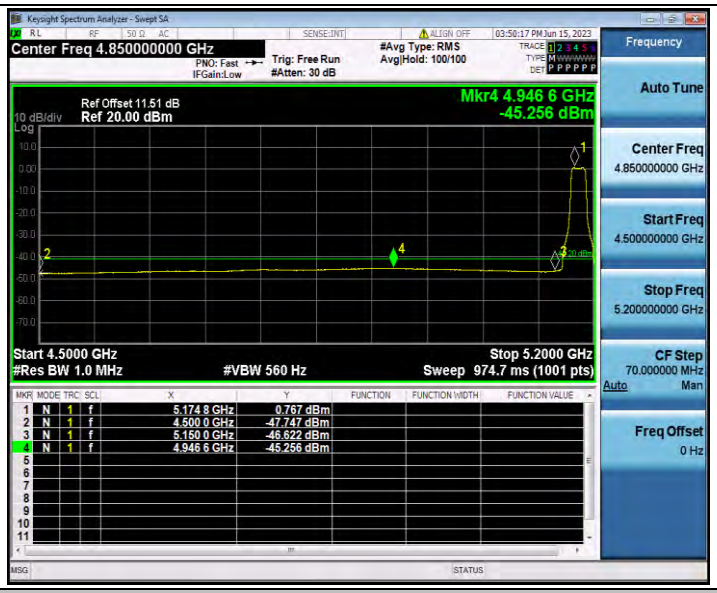

11AC20SISO_Ant1_Low_5180_AV

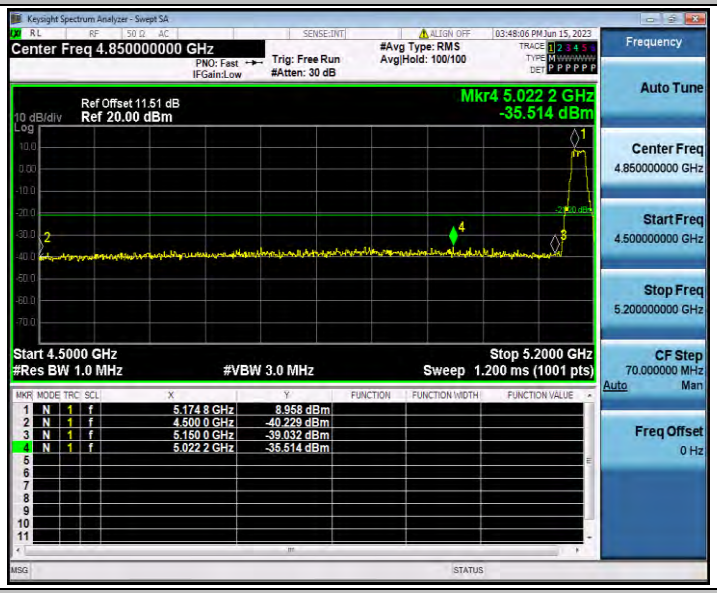

11AC20SISO_Ant1_Low_5180_Peak

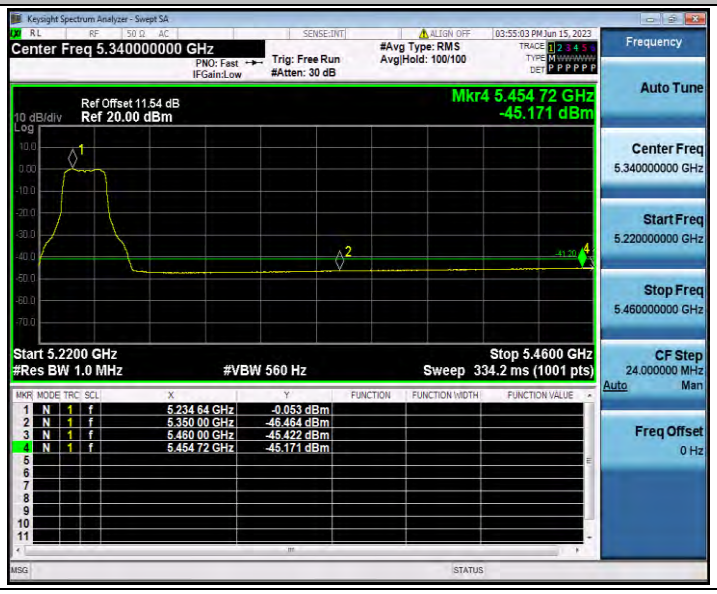

11AC20SISO_Ant1_High_5240_AV

11AC20SISO_Ant1_High_5240_Peak

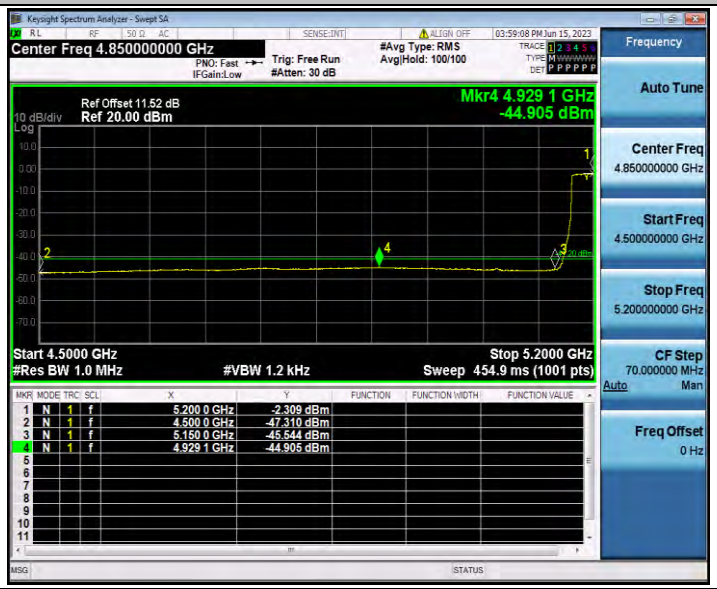

11AC40SISO_Ant1_Low_5190_AV

11AC40SISO_Ant1_Low_5190_Peak

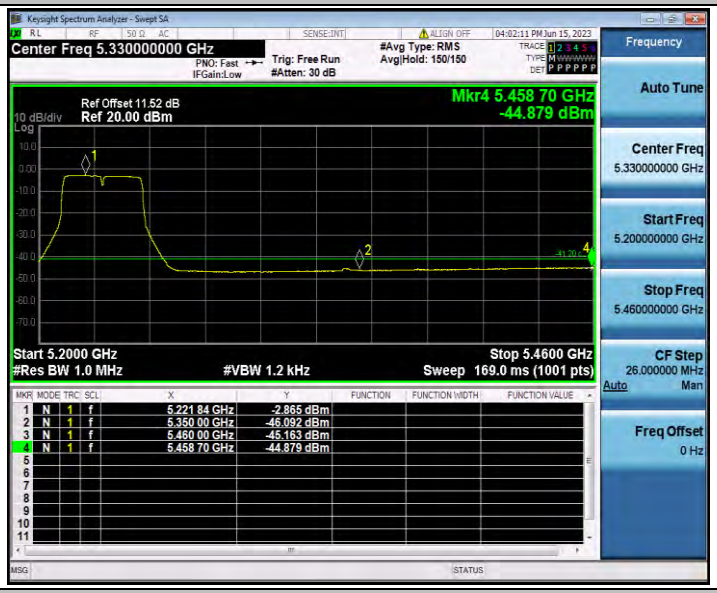

11AC40SISO_Ant1_High_5230_AV

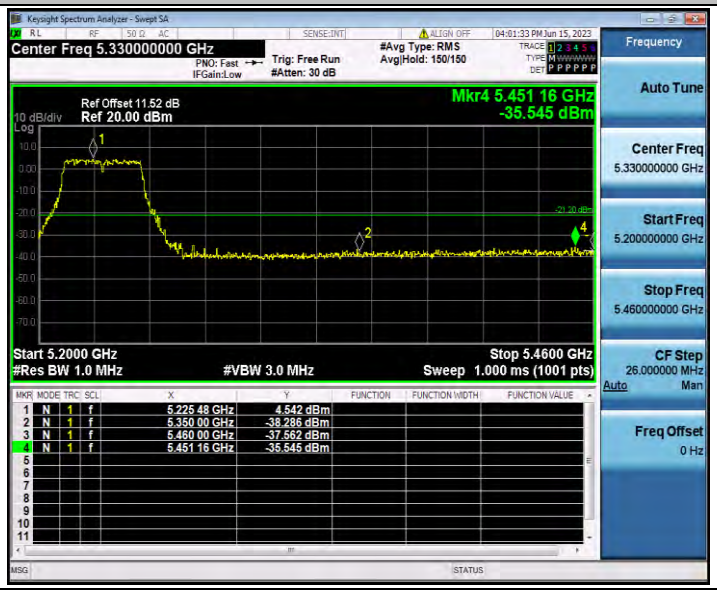

11AC40SISO_Ant1_High_5230_Peak

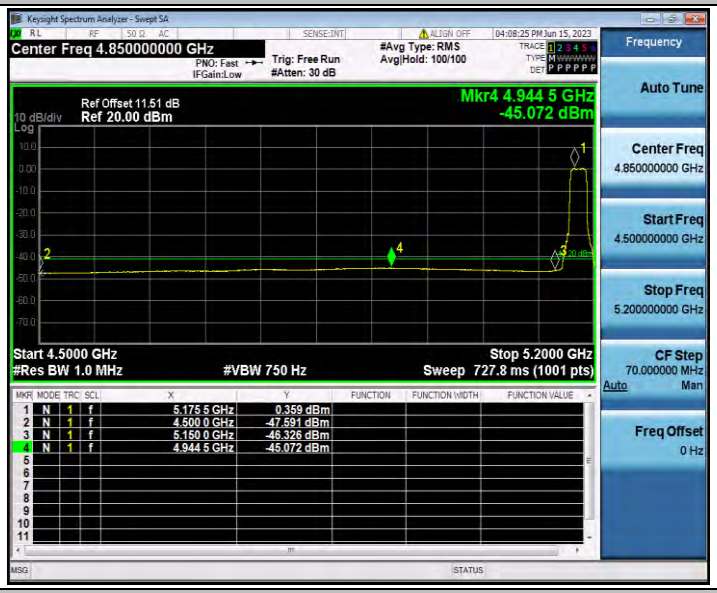

11AX20SISO_Ant1_Low_5180_AV

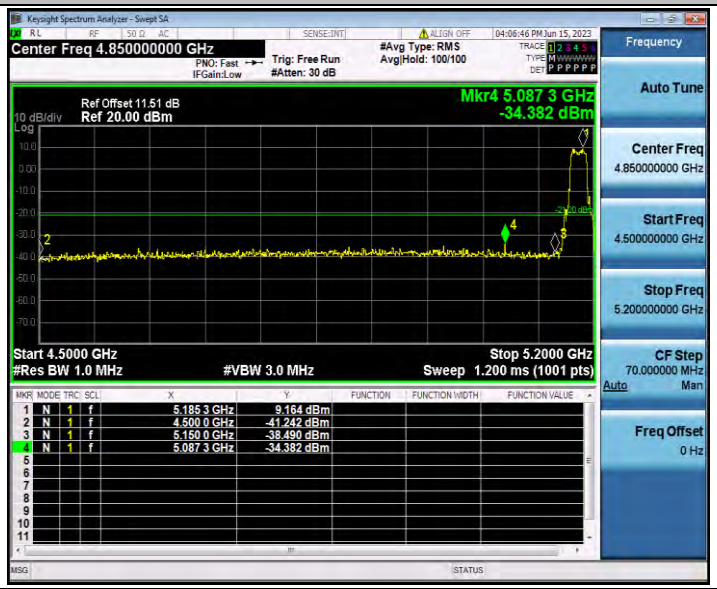

11AX20SISO_Ant1_Low_5180_Peak

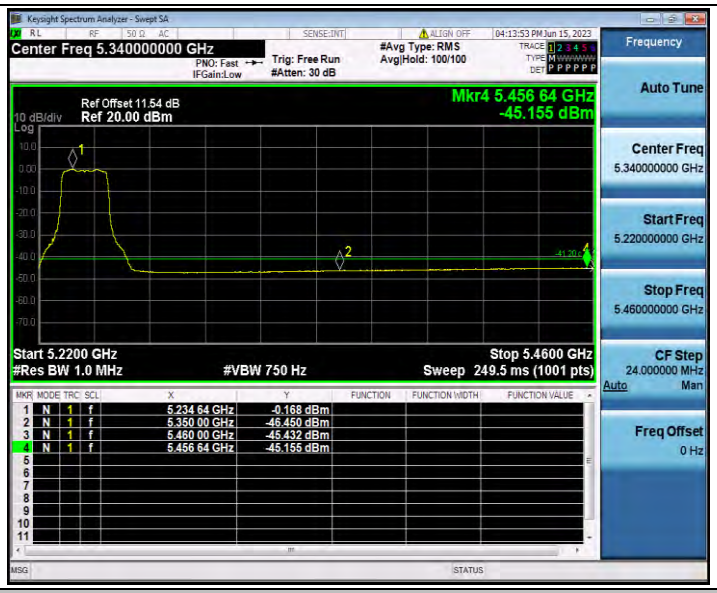

11AX20SISO_Ant1_High_5240_AV

11AX20SISO_Ant1_High_5240_Peak

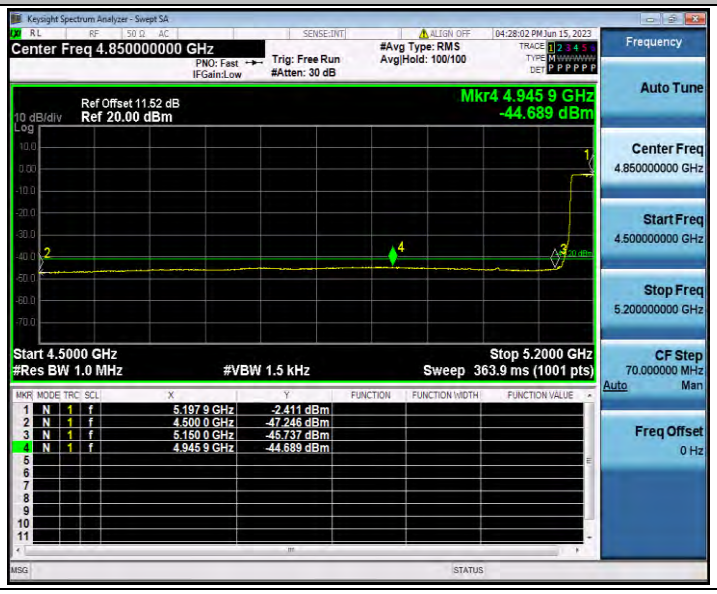

11AX40SISO_Ant1_Low_5190_AV

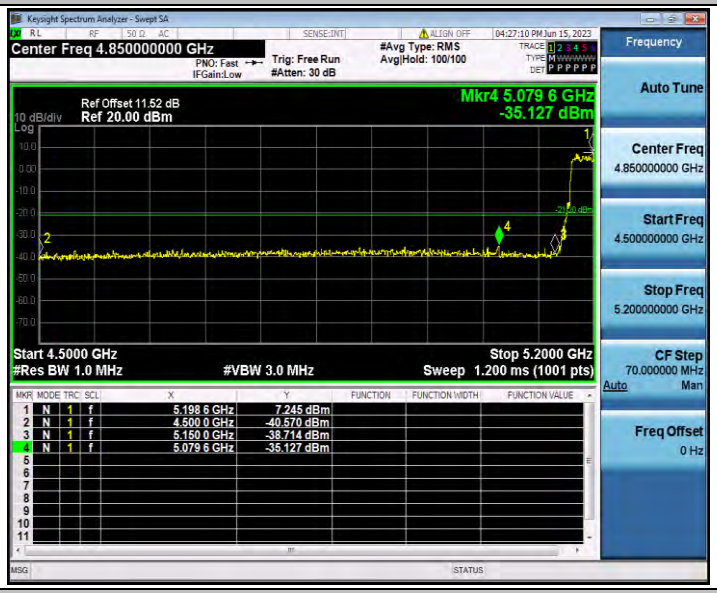

11AX40SISO_Ant1_Low_5190_Peak

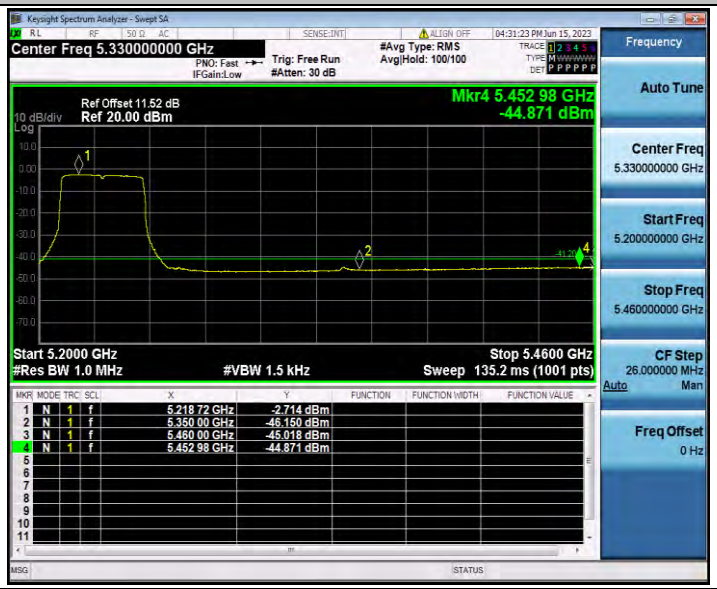

11AX40SISO_Ant1_High_5230_AV

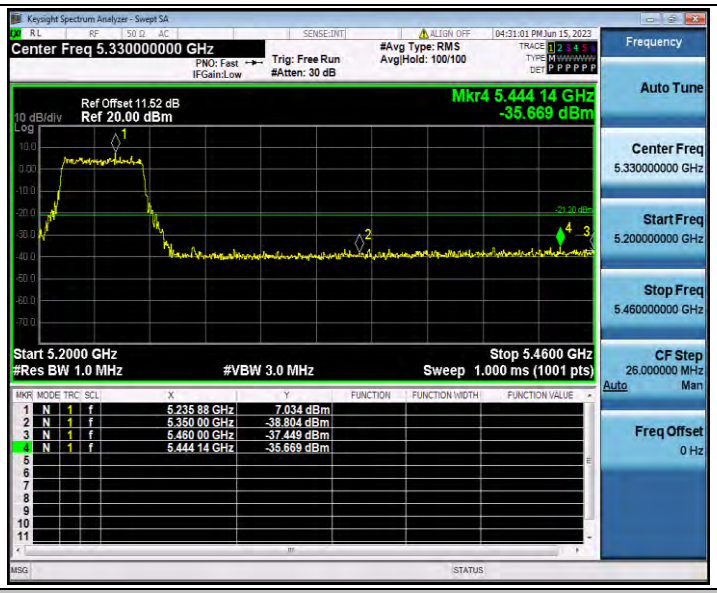

11AX40SISO_Ant1_High_5230_Peak