Appendix E.6: Band edge measurements

Test Result B4

TestMode	Antenna	ChName	Frequency[MHz]	FreqRange [MHz]	Result [dBm]	Limit [dBm]	Verdict
11A	Ant1	Low	5745	5650~5700	-38.86	≤-9.94	PASS
				5700~5720	-30.29	≤15.53	PASS
				5720~5725	-26.75	≤23.42	PASS
				5760~5650	-38.95	≤-27	PASS
		High	5825	5850~5855	-36.86	≤21.95	PASS
				5855~5875	-38.57	≤11.53	PASS
				5875~5925	-37.63	≤-5.38	PASS
				5925~5935	-38.49	≤-27	PASS
11N20SISO	Ant1	Low	5745	5650~5700	-38.85	≤9.64	PASS
				5700~5720	-31.39	≤15.56	PASS
				5720~5725	-25.97	≤26.30	PASS
				5760~5650	-39.6	≤-27	PASS
		High	5825	5850~5855	-38.58	≤22.26	PASS
				5855~5875	-37.75	≤14.97	PASS
				5875~5925	-37.69	≤-22.86	PASS
				5925~5935	-39	≤-27	PASS
11N40SISO	Ant1	Low	5755	5650~5700	-35.4	≤9.96	PASS
				5700~5720	-25.8	≤15.58	PASS
				5720~5725	-24.46	≤22.20	PASS
				5780~5650	-39.85	≤-27	PASS
		High	5795	5850~5855	-39.21	≤18.29	PASS
				5855~5875	-38.84	≤12.81	PASS
				5875~5925	-38.06	≤-3.97	PASS
				5925~5935	-38.37	≤-27	PASS
11AC20SISO	Ant1	Low	5745	5650~5700	-38.84	≤-15.04	PASS
				5700~5720	-33.17	≤15.59	PASS
				5720~5725	-25.26	≤24.73	PASS
				5760~5650	-39.44	≤-27	PASS
		High	5825	5850~5855	-38.55	≤17.33	PASS
				5855~5875	-38.17	≤14.29	PASS
				5875~5925	-38.57	≤4.01	PASS
				5925~5935	-37.61	≤-27	PASS
11AC40SISO	Ant1	Low	5755	5650~5700	-37.63	≤7.66	PASS
				5700~5720	-26.81	≤15.54	PASS
				5720~5725	-24.8	≤26.51	PASS

				5780~5650	-40.19	≤-27	PASS
		High	5795	5850~5855	-39.02	≤21.30	PASS
				5855~5875	-38.64	≤12.44	PASS
				5875~5925	-37.12	≤-24.48	PASS
				5925~5935	-38.75	≤-27	PASS
11AX20SISO	Ant1	Low	5745	5650~5700	-38.41	≤-16.23	PASS
				5700~5720	-30.04	≤15.50	PASS
				5720~5725	-24.9	≤24.47	PASS
				5760~5650	-39.42	≤-27	PASS
		High	5825	5850~5855	-38.57	≤20.41	PASS
				5855~5875	-38.62	≤10.85	PASS
				5875~5925	-38.37	≤-1.28	PASS
				5925~5935	-38.48	≤-27	PASS
11AX40SISO	Ant1	Low	5755	5650~5700	-37.07	≤3.27	PASS
				5700~5720	-23.98	≤15.13	PASS
				5720~5725	-24.21	≤26.82	PASS
				5780~5650	-39.46	≤-27	PASS
		High	5795	5850~5855	-38.89	≤26.94	PASS
				5855~5875	-38.33	≤11.10	PASS
				5875~5925	-38.31	≤5.31	PASS
				5925~5935	-38.63	≤-27	PASS

Test Graphs B4

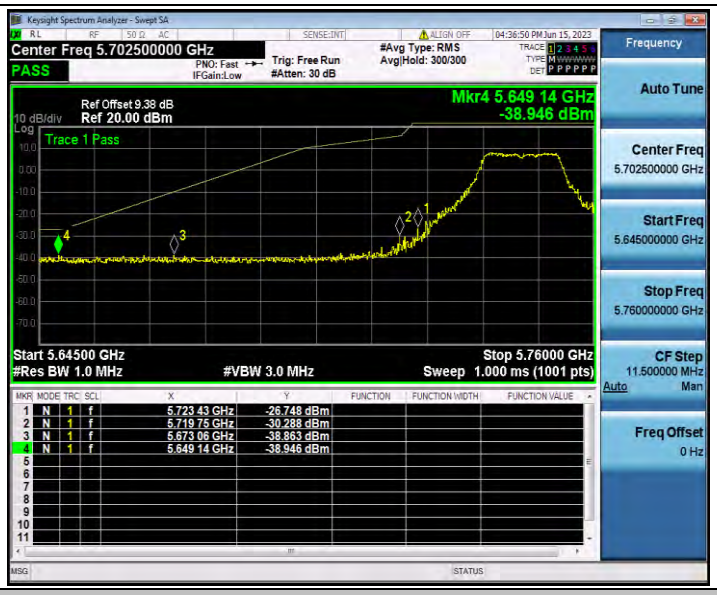

11A_Ant1_Low_5745

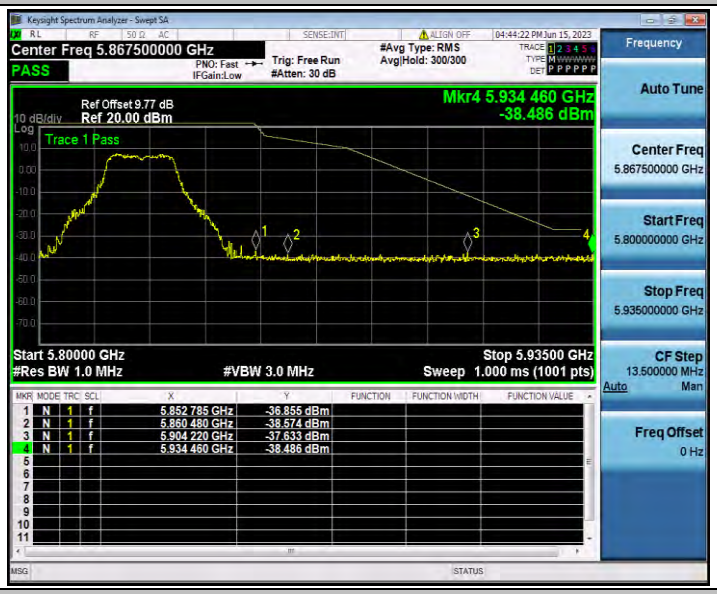

11A_Ant1_High_5825

11N20SISO_Ant1_Low_5745

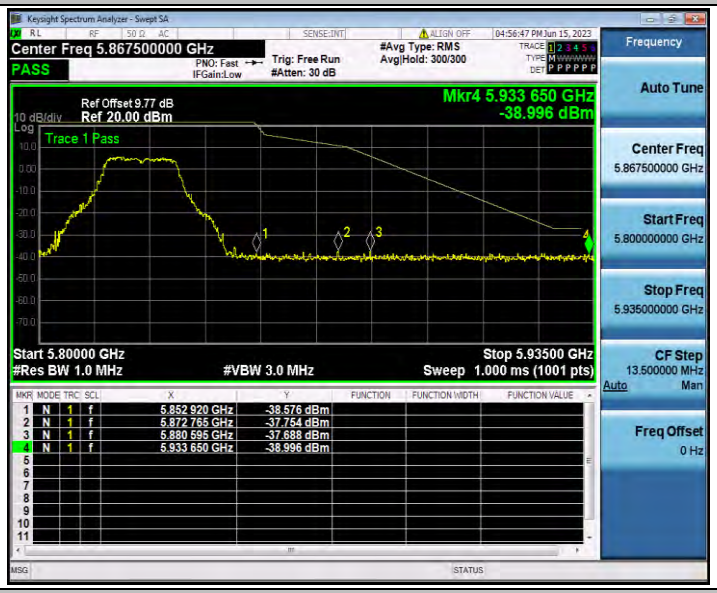

11N20SISO_Ant1_High_5825

11N40SISO_Ant1_Low_5755

11N40SISO_Ant1_High_5795

11AC20SISO_Ant1_Low_5745

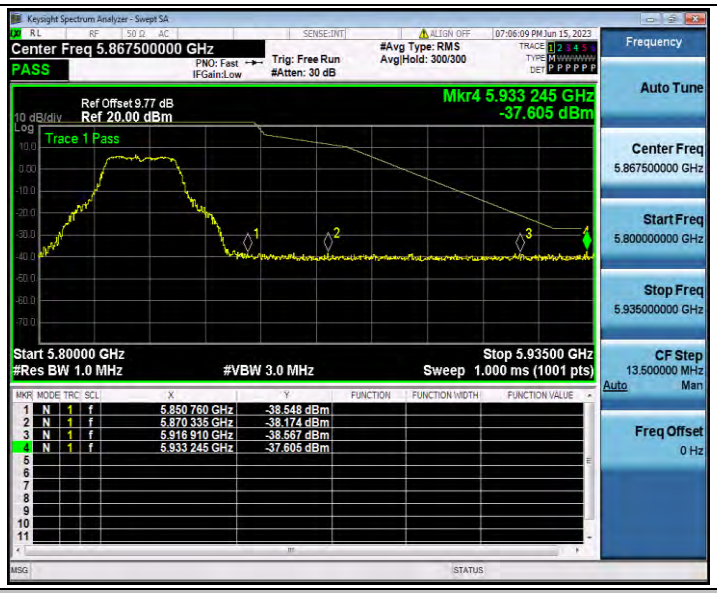

11AC20SISO_Ant1_High_5825

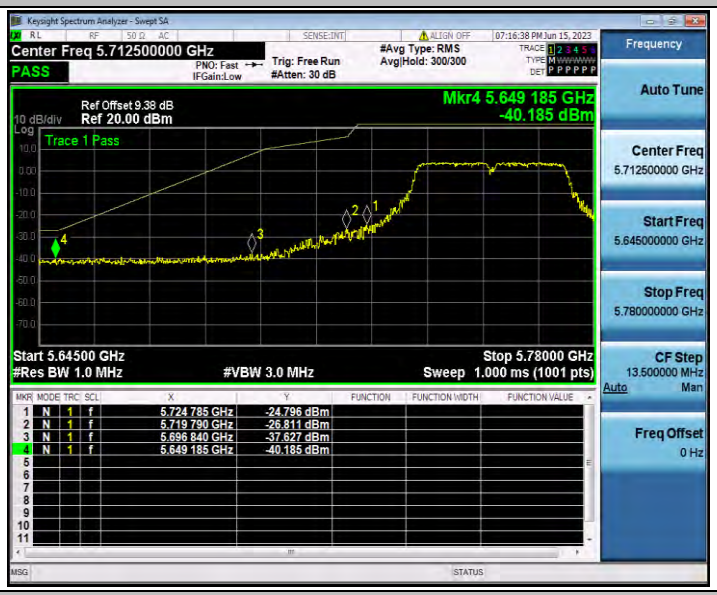

11AC40SISO_Ant1_Low_5755

11AC40SISO_Ant1_High_5795

11AX20SISO_Ant1_Low_5745

11AX20SISO_Ant1_High_5825

11AX40SISO_Ant1_Low_5755

11AX40SISO_Ant1_High_5795

Appendix E.7: Conducted Spurious Emission

Test Result

Test Mode	Antenna	Frequency[MHz]	FreqRange [MHz]	Max. Fre [MHz]	Max. Level [dBm]	Limit [dBm]	Verdict
11A	Ant1	5745	30~5650	4596.25	-37.03	≤-27	PASS
			5925~40000	24165.41	-32.77	≤-27	PASS
		5785	30~5650	4628.28	-35.54	≤-27	PASS
			5925~40000	23533.16	-32.41	≤-27	PASS
		5825	30~5650	4660.13	-34.74	≤-27	PASS
			5925~40000	26910.78	-32.24	≤-27	PASS
11N20SISO	Ant1	5745	30~5650	4596.06	-37.33	≤-27	PASS
			5925~40000	26589.04	-32.62	≤-27	PASS
		5785	30~5650	4627.91	-36.85	≤-27	PASS
			5925~40000	26707.76	-32.09	≤-27	PASS
		5825	30~5650	4660.13	-35.14	≤-27	PASS
			5925~40000	23573.21	-32.16	≤-27	PASS
11N40SISO	Ant1	5755	30~5650	4587.07	-35.81	≤-27	PASS
			5925~40000	23481.88	-32.48	≤-27	PASS
		5795	30~5650	4636.15	-35.77	≤-27	PASS
			5925~40000	24253.93	-31.51	≤-27	PASS
11AC20SISO	Ant1	5745	30~5650	4596.06	-36.39	≤-27	PASS
			5925~40000	24338.23	-32.66	≤-27	PASS
		5785	30~5650	4628.1	-35.26	≤-27	PASS
			5925~40000	24270.79	-31.94	≤-27	PASS
		5825	30~5650	4660.69	-36.51	≤-27	PASS
			5925~40000	24790.64	-32.06	≤-27	PASS
11AC40SISO	Ant1	5755	30~5650	4604.12	-35.96	≤-27	PASS
			5925~40000	24258.85	-32.8	≤-27	PASS
		5795	30~5650	4636.15	-35.51	≤-27	PASS
			5925~40000	24230.04	-31.91	≤-27	PASS
11AX20SISO	Ant1	5745	30~5650	4596.06	-37.07	≤-27	PASS
			5925~40000	26762.56	-33.38	≤-27	PASS
		5785	30~5650	4628.28	-36.05	≤-27	PASS
			5925~40000	24780.8	-31.74	≤-27	PASS
		5825	30~5650	4660.32	-34.92	≤-27	PASS
			5925~40000	24165.41	-32.33	≤-27	PASS
11AX40SISO	Ant1	5755	30~5650	4604.12	-36.03	≤-27	PASS
			5925~40000	24288.35	-31.5	≤-27	PASS
		5795	30~5650	4636.34	-34.46	≤-27	PASS
			5925~40000	23474.15	-31.88	≤-27	PASS

Test Graphs

11A_Ant1_5745_30~5650

11A_Ant1_5745_5925~40000

11A_Ant1_5785_30~5650

11A_Ant1_5785_5925~40000

11A_Ant1_5825_30~5650
11A_Ant1_5825_5925~40000
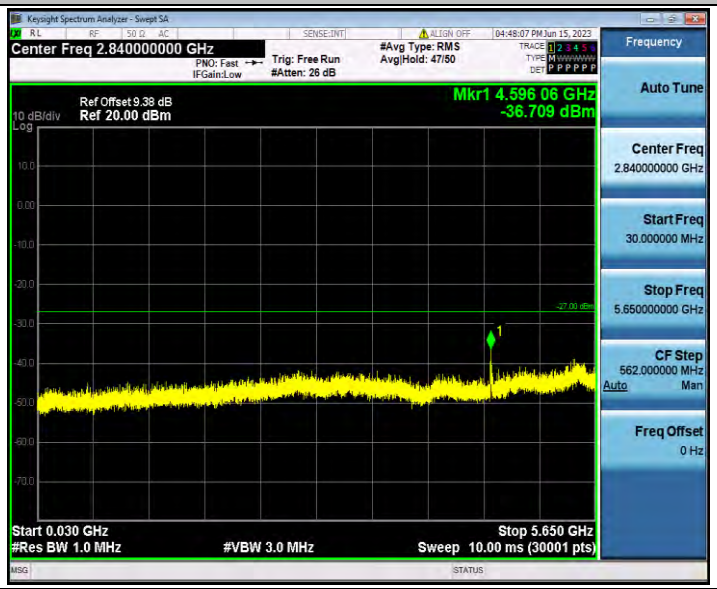
11N20SISO_Ant1_5745_30~5650

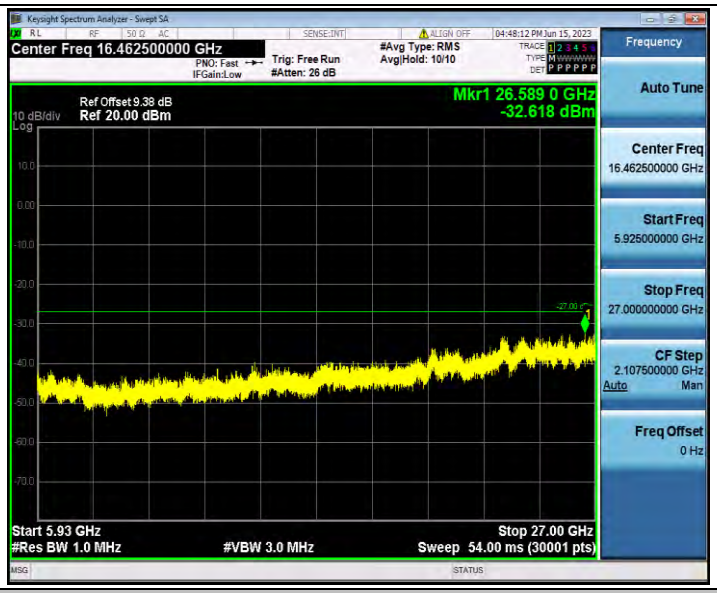

11N20SISO_Ant1_5745_5925~40000

11N20SISO_Ant1_5785_30~5650

11N20SISO_Ant1_5785_5925~40000

11N20SISO_Ant1_5825_30~5650

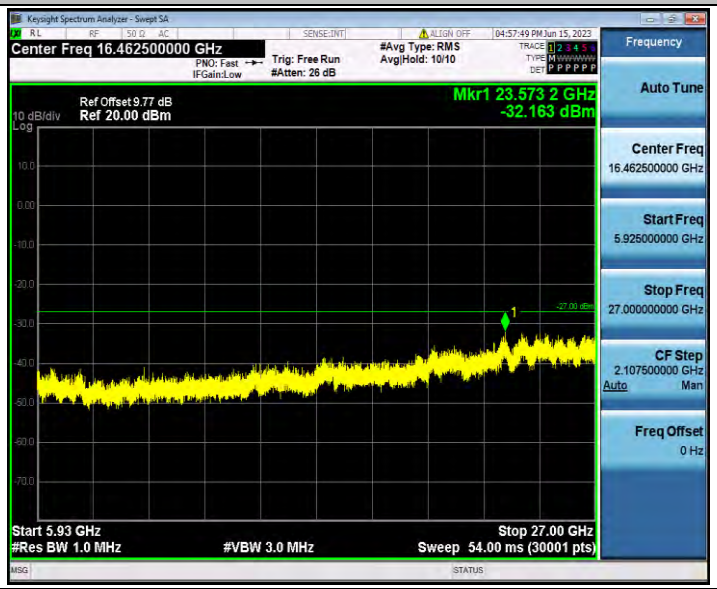

11N20SISO_Ant1_5825_5925~40000

11N40SISO_Ant1_5755_30~5650

11N40SISO_Ant1_5755_5925~40000

11N40SISO_Ant1_5795_30~5650

11N40SISO_Ant1_5795_5925~40000

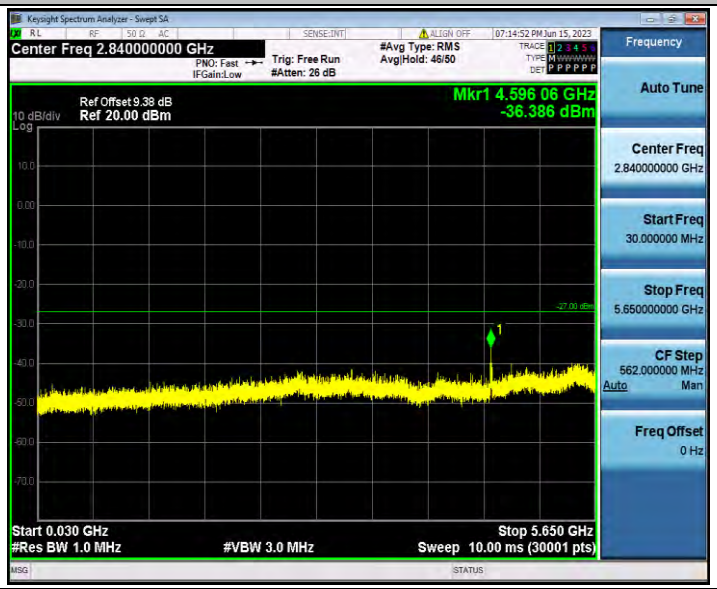

11AC20SISO_Ant1_5745_30~5650

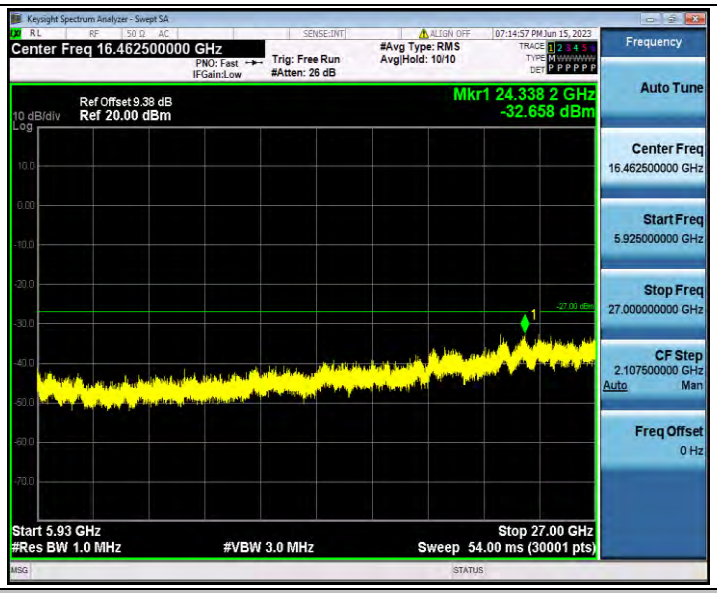

11AC20SISO_Ant1_5745_5925~40000

11AC20SISO_Ant1_5785_30~5650

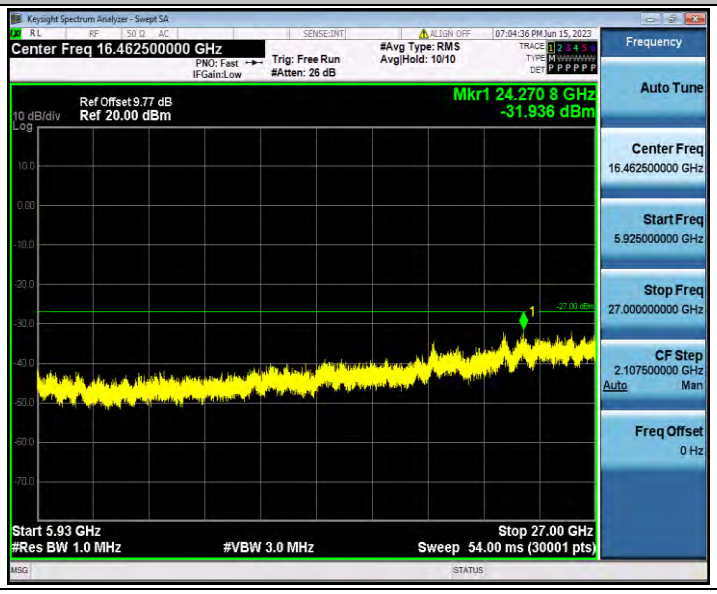

11AC20SISO_Ant1_5785_5925~40000

11AC20SISO_Ant1_5825_30~5650

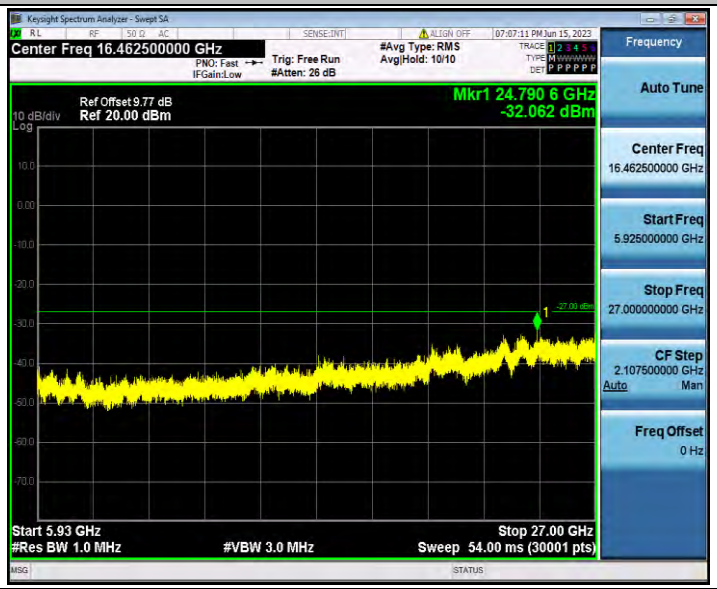

11AC20SISO_Ant1_5825_5925~40000

11AC40SISO_Ant1_5755_30~5650

11AC40SISO_Ant1_5755_5925~40000

11AC40SISO_Ant1_5795_30~5650

11AC40SISO_Ant1_5795_5925~40000

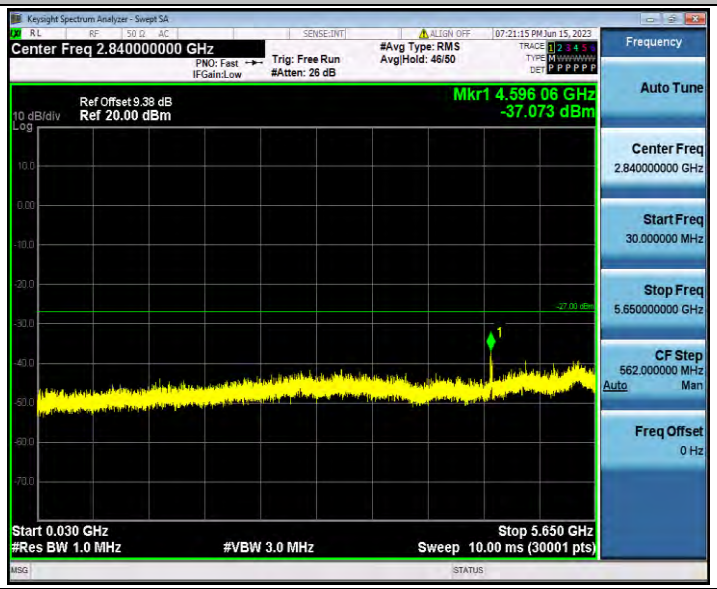

11AX20SISO_Ant1_5745_30~5650

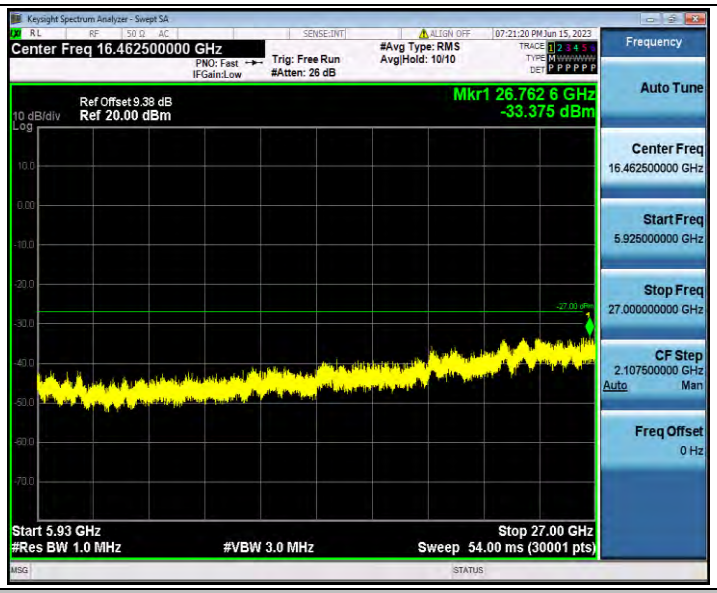

11AX20SISO_Ant1_5745_5925~40000

11AX20SISO_Ant1_5785_30~5650

11AX20SISO_Ant1_5785_5925~40000

11AX20SISO_Ant1_5825_30~5650

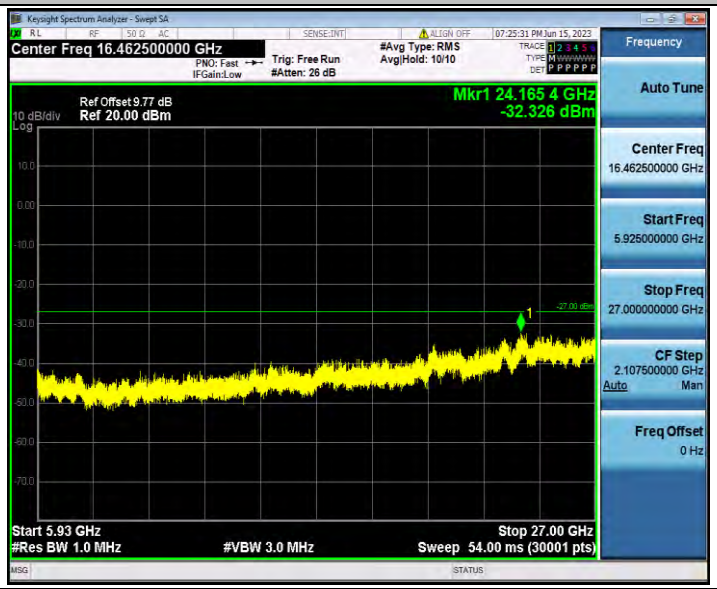

11AX20SISO_Ant1_5825_5925~40000

11AX40SISO_Ant1_5755_30~5650

11AX40SISO_Ant1_5755_5925~40000

11AX40SISO_Ant1_5795_30~5650

11AX40SISO_Ant1_5795_5925~40000

Appendix E.8: Emissions in Restricted Bands

Test Result

Test Mode	Antenna	ChName	Frequency [MHz]	Detector	Freq [MHz]	Result [dBm]	Limit [dBm]	Result [dBuV/m]	Limit [dBuV/m]	Verdict
11A	Ant1	Low	5745	Peak	5650.000	-38.803	≤-27.00	---	---	PASS
				Peak	5700.000	-39.3	≤10.00	---	---	PASS
				Peak	5720.000	-35.27	≤15.60	---	---	PASS
				Peak	5725.000	-29.39	≤27.00	- --	- --	PASS
		High	5825	Peak	5850.000	-38.652	≤15.60	---	---	PASS
				Peak	5855.000	-38.78	≤27.00	---	---	PASS
				Peak	5875.000	-39.32	≤15.60	---	---	PASS
				Peak	5925.000	-39.74	≤10.00	- --	- --	PASS
11N20SISO	Ant1	Low	5745	Peak	5650.000	-40.896	≤-27.00	---	---	PASS
				Peak	5700.000	-39.84	≤10.00	---	---	PASS
				Peak	5720.000	-35.94	≤15.60	---	---	PASS
				Peak	5725.000	-28.79	≤27.00	- --	- --	PASS
		High	5825	Peak	5850.000	-38.347	≤15.60	---	---	PASS
				Peak	5855.000	-37.69	≤27.00	---	---	PASS
				Peak	5875.000	-39.89	≤15.60	---	---	PASS
				Peak	5925.000	-39.41	≤10.00	- --	- --	PASS
11N40SISO	Ant1	Low	5755	Peak	5650.000	-39.154	≤-27.00	---	---	PASS
				Peak	5700.000	-38.04	≤10.00	---	---	PASS
				Peak	5720.000	-30.26	≤15.60	---	---	PASS
				Peak	5725.000	-27.4	≤27.00	- --	- --	PASS
		High	5795	Peak	5850.000	-39.769	≤15.60	---	---	PASS
				Peak	5855.000	-39.89	≤27.00	---	---	PASS
				Peak	5875.000	-38.24	≤15.60	---	---	PASS
				Peak	5925.000	-39.12	≤10.00	- --	- --	PASS
11AC20SISO	Ant1	Low	5745	Peak	5650.000	-40.391	≤-27.00	---	---	PASS
				Peak	5700.000	-40.49	≤10.00	---	---	PASS
				Peak	5720.000	-33.65	≤15.60	---	---	PASS
				Peak	5725.000	-28.18	≤27.00	- --	- --	PASS
		High	5825	Peak	5850.000	-38.43	≤15.60	---	---	PASS

				Peak	5855.000	-38.28	≤27.00	---	---	PASS
				Peak	5875.000	-39.91	≤15.60	---	---	PASS
				Peak	5925.000	-39.51	≤10.00	- --	- --	PASS
11AC40SISO	Ant1	Low	5755	Peak	5650.000	-39.256	≤-27.00	---	---	PASS
				Peak	5700.000	-38.42	≤10.00	---	---	PASS
				Peak	5720.000	-25.59	≤15.60	---	---	PASS
				Peak	5725.000	-24.84	≤27.00	- --	- --	PASS
		High	5795	Peak	5850.000	-38.724	≤15.60	---	---	PASS
				Peak	5855.000	-39.83	≤27.00	---	---	PASS
				Peak	5875.000	-39.01	≤15.60	---	---	PASS
				Peak	5925.000	-38.92	≤10.00	- --	- --	PASS
11AX20SISO	Ant1	Low	5745	Peak	5650.000	-40.285	≤-27.00	---	---	PASS
				Peak	5700.000	-40.05	≤10.00	---	---	PASS
				Peak	5720.000	-33.15	≤15.60	---	---	PASS
				Peak	5725.000	-27.68	≤27.00	- --	- --	PASS
		High	5825	Peak	5850.000	-38.099	≤15.60	---	---	PASS
				Peak	5855.000	-37.98	≤27.00	---	---	PASS
				Peak	5875.000	-39.77	≤15.60	---	---	PASS
				Peak	5925.000	-39.08	≤10.00	- --	- --	PASS
11AX40SISO	Ant1	Low	5755	Peak	5650.000	-40.248	≤-27.00	---	---	PASS
				Peak	5700.000	-37.88	≤10.00	---	---	PASS
				Peak	5720.000	-28.65	≤15.60	---	---	PASS
				Peak	5725.000	-29.09	≤27.00	- --	- --	PASS
		High	5795	Peak	5850.000	-38.737	≤15.60	---	---	PASS
				Peak	5855.000	-40.38	≤27.00	---	---	PASS
				Peak	5875.000	-40.57	≤15.60	---	---	PASS
				Peak	5925.000	-38.51	≤10.00	- --	- --	PASS

Note：

1. The Antenna Gain is compensated in the graph.
2. The Duty Cycle Factor and RBW Factor is compensated in the graph.
3. For transmitters operating in 5150-5350 GHz band and 5470-5725 GHz band: The limit in dBm for average detector is conversion from 54dBuV/m, according to 15.209(a). The limit in dBm for peak detector is 20dB above the limit of average detector in dBm.

Test Graphs

11A_Ant1_Low_5745_Peak

11A_Ant1_High_5825_Peak

11N20SISO_Ant1_Low_5745_Peak

11N20SISO_Ant1_High_5825_Peak

11N40SISO_Ant1_Low_5755_Peak

11N40SISO_Ant1_High_5795_Peak

11AC20SISO_Ant1_Low_5745_Peak

11AC20SISO_Ant1_High_5825_Peak

11AC40SISO_Ant1_Low_5755_Peak

11AC40SISO_Ant1_High_5795_Peak

11AX20SISO_Ant1_Low_5745_Peak

11AX20SISO_Ant1_High_5825_Peak

11AX40SISO_Ant1_Low_5755_Peak

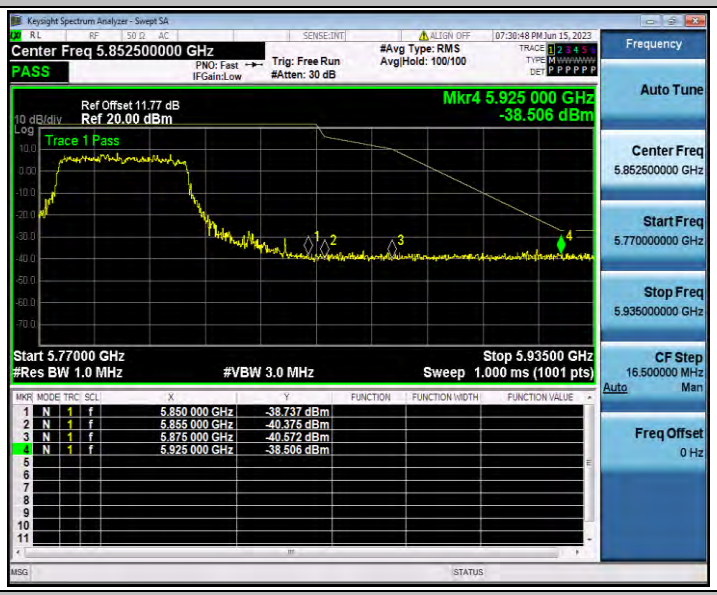

11AX40SISO_Ant1_High_5795_Peak