802.11ax-HE80 26dB & 99% Bandwidth	
Channel 42 (5210MHz)	Channel 58 (5290MHz)
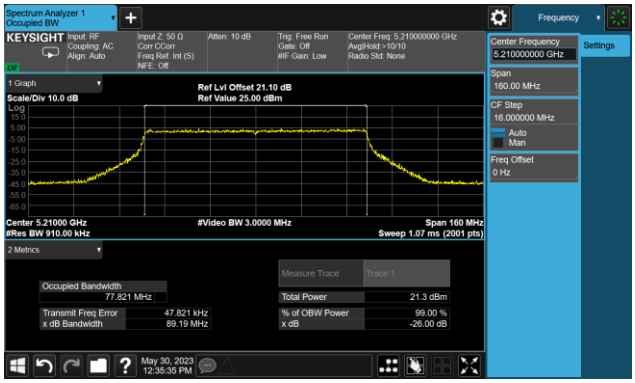	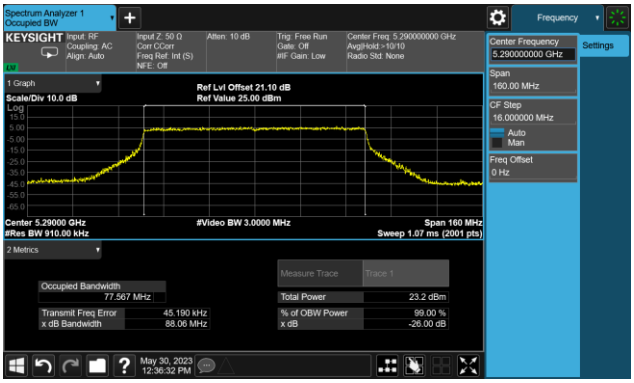
Channel 106 (5530MHz)	Channel 122 (5610MHz)
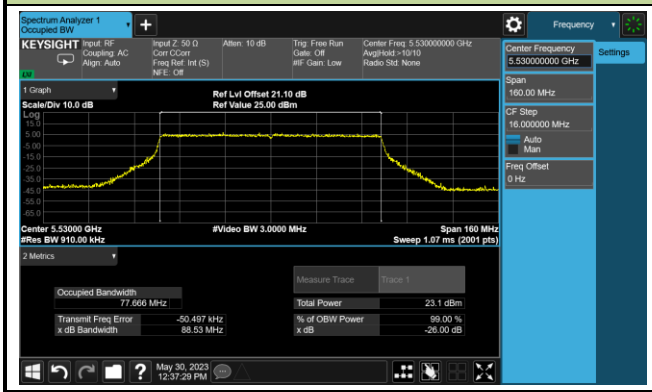	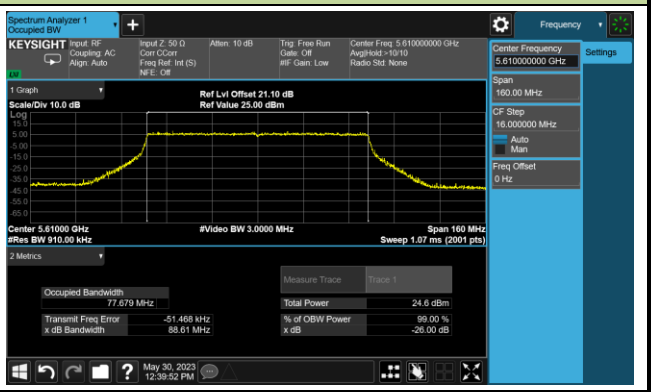
Channel 138 (5690MHz)	Channel 155 (5775MHz)
	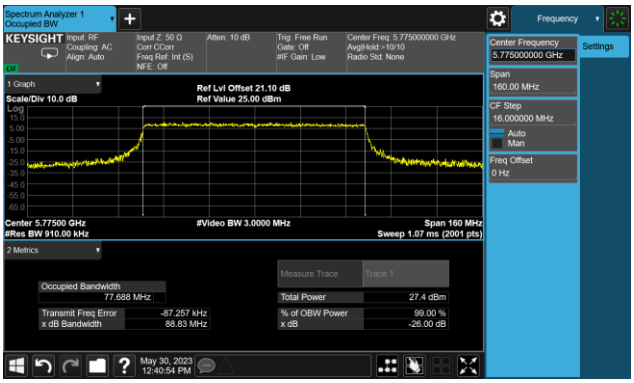

802.11ax-HE80+80 26dB & 99% Bandwidth	
Channel 42+58 (5210+5290MHz)	Channel 106+122 (5530+5610MHz)
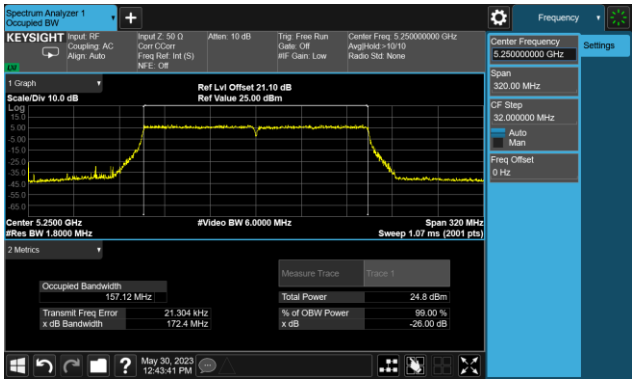	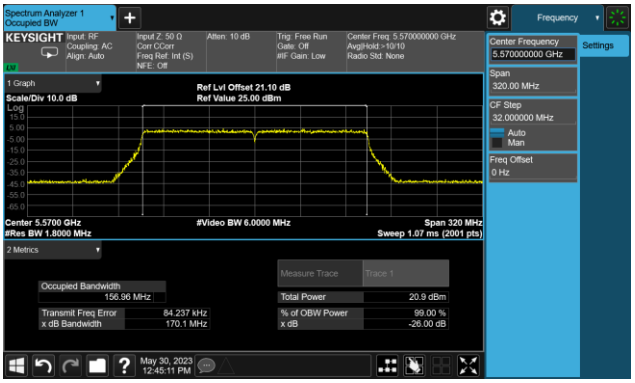

A.3 6dB Bandwidth Test Result

Test Site	SIP-TR1	Test Engineer	Alisa Deng
Test Date	2023-05-30		

Test Mode	Data Rate/ MCS	Channel No.	Frequency (MHz)	6dB Bandwidth (MHz)	Limit (MHz)
11a	6Mbps	149	5745	16.34	≥0.5
11a	6Mbps	157	5785	16.36	≥0.5
11a	6Mbps	165	5825	16.35	≥0.5
11ac-VHT20	MCS4	149	5745	17.76	≥0.5
11ac-VHT20	MCS4	157	5785	17.75	≥0.5
11ac-VHT20	MCS4	165	5825	17.76	≥0.5
11ac-VHT40	MCS4	151	5755	36.54	≥0.5
11ac-VHT40	MCS4	159	5795	36.55	≥0.5
11ac-VHT80	MCS4	155	5775	76.56	≥0.5
11ax-HE20	MCS4	149	5745	19.10	≥0.5
11ax-HE20	MCS4	157	5785	19.12	≥0.5
11ax-HE20	MCS4	165	5825	19.11	≥0.5
11ax-HE40	MCS4	151	5755	38.22	≥0.5
11ax-HE40	MCS4	159	5795	38.19	≥0.5
11ax-HE80	MCS4	155	5775	78.19	≥0.5

802.11a 6dB Bandwidth	
Channel 149 (5745MHz)	Channel 157 (5785MHz)
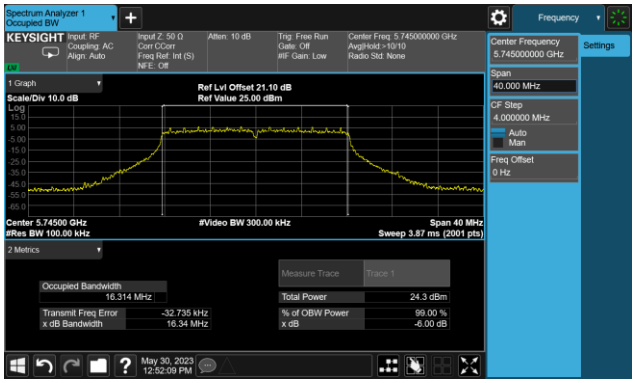	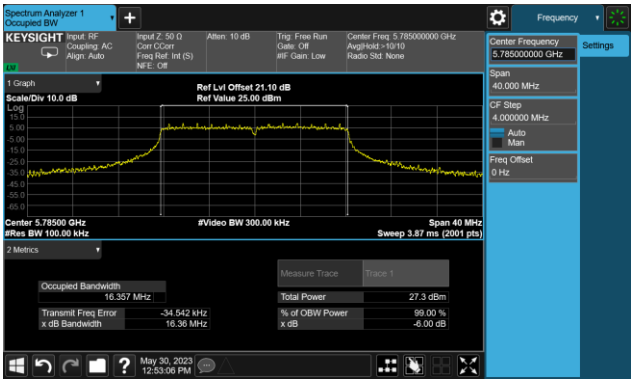
Channel 165 (5825MHz)	
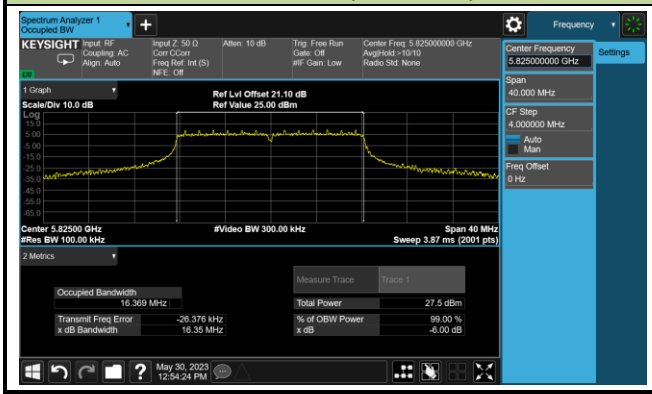	

802.11ac-VHT20 6dB Bandwidth	
Channel 149 (5745MHz)	Channel 157 (5785MHz)
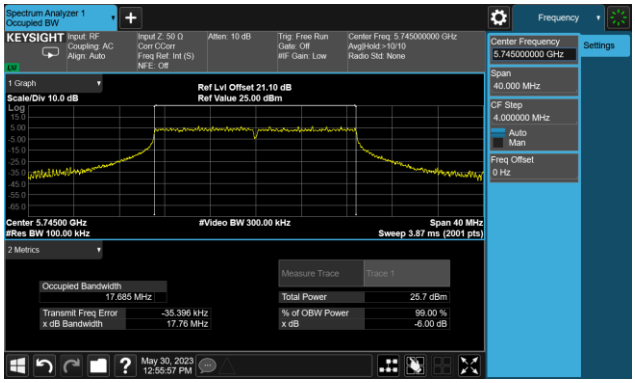	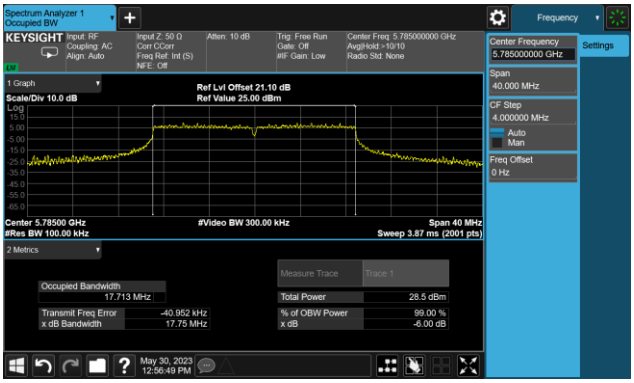
Channel 165 (5825MHz)	
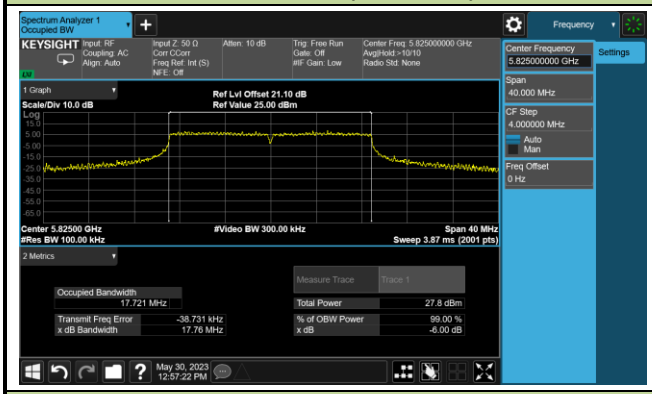	

802.11ac-VHT40 6dB Bandwidth	
Channel 151 (5755MHz)	Channel 159 (5795MHz)
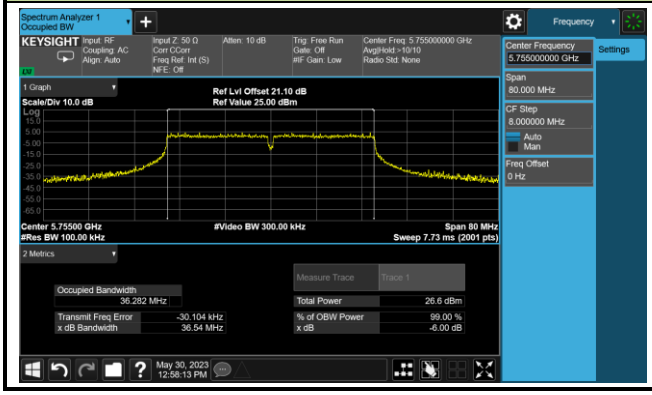	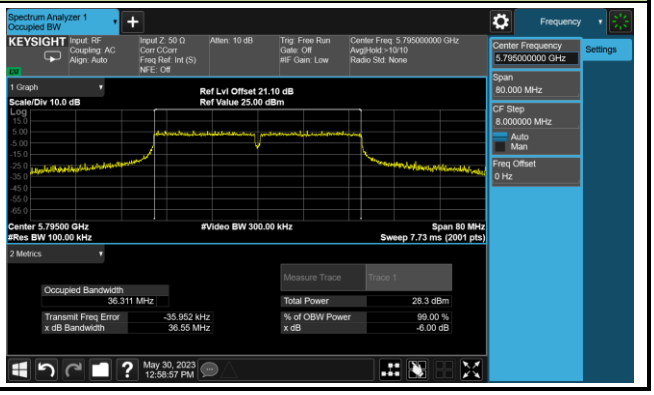

802.11ac-VHT80 6dB Bandwidth	
Channel 155 (5775MHz)	
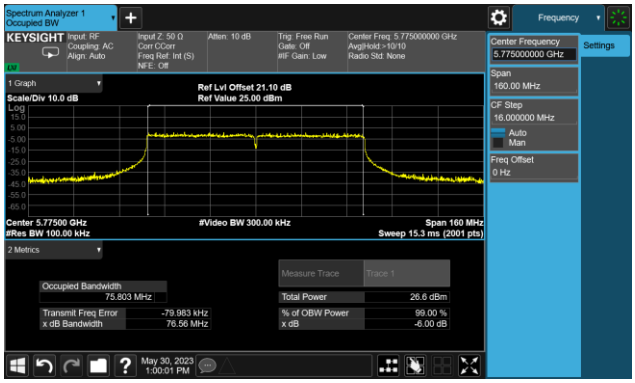	

802.11ax-HE20 6dB Bandwidth	
Channel 149 (5745MHz)	Channel 157 (5785MHz)
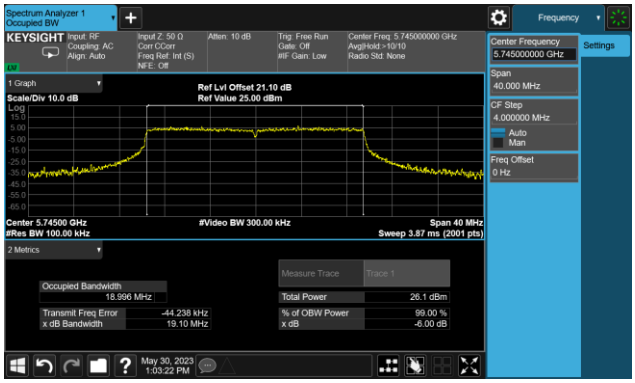	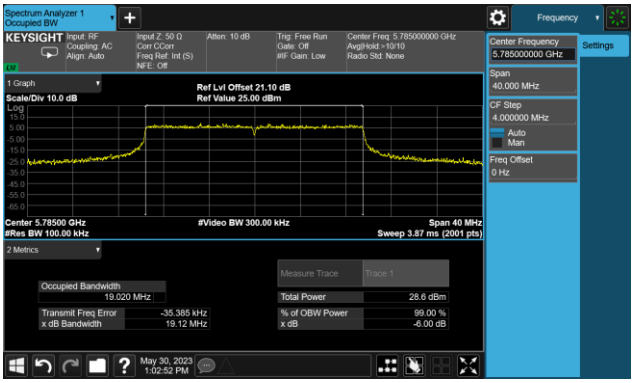
Channel 165 (5825MHz)	
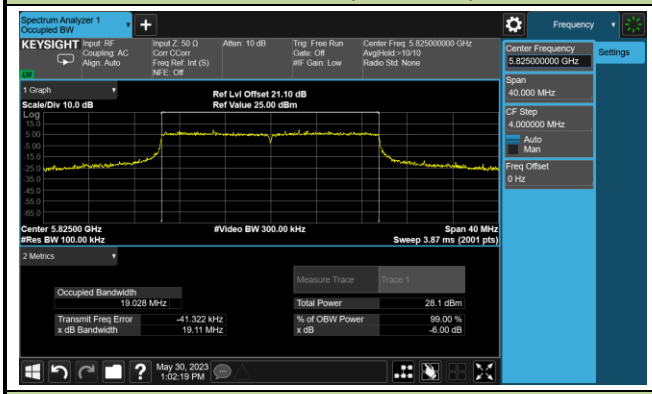	

802.11ac-VHT40 6dB Bandwidth	
Channel 151 (5755MHz)	Channel 159 (5795MHz)
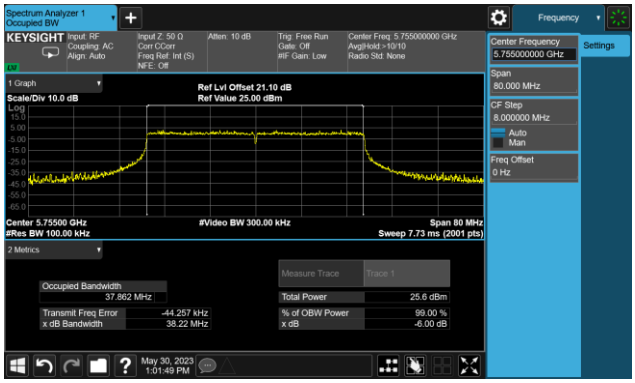	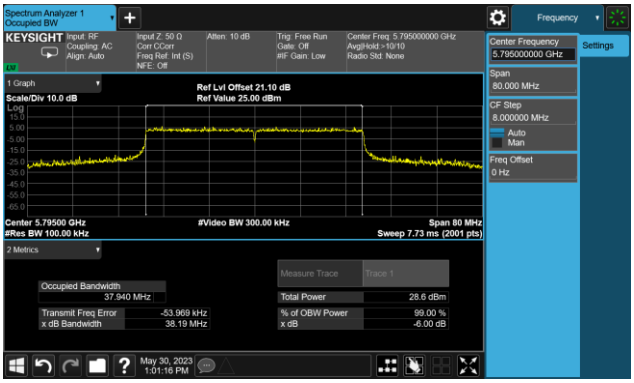

802.11ax-HE80 6dB Bandwidth	
Channel 155 (5775MHz)	
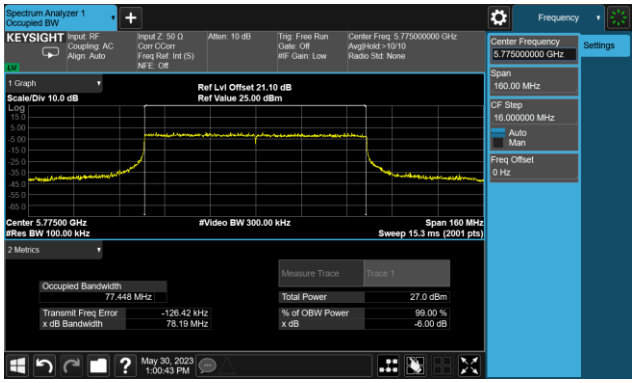	

A.4 Output Power Test Result

Test Site	SIP-TR1	Test Engineer	Alisa Deng
Test Date	2023-05-15	Test Mode	Master Mode

Test Mode	Data Rate MCS	Channel No.	Freq. (MHz)	Average Power (dBm)				Total Average Power (dBm)	Average Power Limit (dBm)
				Ant 0	Ant 1	Ant 2	Ant 3		
11a	6Mbps	36	5180	16.31	16.08	16.25	16.25	22.24	≤ 30.00
11a	6Mbps	44	5220	16.67	16.48	16.63	16.97	22.71	≤ 30.00
11a	6Mbps	48	5240	16.37	16.27	16.52	16.77	22.51	≤ 30.00
11a	6Mbps	52	5260	10.44	10.07	9.92	10.31	16.21	≤ 23.82
11a	6Mbps	60	5300	10.42	9.95	9.46	10.21	16.05	≤ 23.82
11a	6Mbps	64	5320	10.43	9.95	9.79	10.02	16.07	≤ 23.82
11a	6Mbps	100	5500	10.71	10.07	9.73	10.45	16.28	≤ 23.82
11a	6Mbps	116	5580	10.76	10.16	10.36	10.17	16.39	≤ 23.82
11a	6Mbps	140	5700	10.06	10.01	9.45	10.29	15.98	≤ 23.82
11a	6Mbps	144	5720	10.61	10.09	10.01	10.17	16.25	≤ 22.70
11a	6Mbps	149	5745	16.82	17.06	17.55	17.72	23.32	≤ 30.00
11a	6Mbps	157	5785	20.59	20.98	20.79	21.24	26.93	≤ 30.00
11a	6Mbps	165	5825	21.02	21.41	20.72	21.07	27.08	≤ 30.00
11ac-VHT20	MCS4	36	5180	16.72	16.83	17.05	17.45	23.04	≤ 30.00
11ac-VHT20	MCS4	44	5220	16.75	16.51	16.49	16.92	22.69	≤ 30.00
11ac-VHT20	MCS4	48	5240	16.56	16.61	16.42	16.91	22.65	≤ 30.00
11ac-VHT20	MCS4	52	5260	10.38	10.21	9.78	10.43	16.23	≤ 23.98
11ac-VHT20	MCS4	60	5300	10.66	10.35	10.23	10.71	16.51	≤ 23.98
11ac-VHT20	MCS4	64	5320	10.57	10.09	9.60	10.01	16.10	≤ 23.98
11ac-VHT20	MCS4	100	5500	10.42	10.03	9.71	10.14	16.10	≤ 23.98
11ac-VHT20	MCS4	116	5580	10.42	10.11	10.25	10.45	16.33	≤ 23.98
11ac-VHT20	MCS4	140	5700	10.45	10.53	10.01	10.69	16.45	≤ 23.98
11ac-VHT20	MCS4	144	5720	10.58	10.35	10.33	10.75	16.53	≤ 23.13
11ac-VHT20	MCS4	149	5745	17.14	17.18	17.55	17.78	23.44	≤ 30.00
11ac-VHT20	MCS4	157	5785	20.47	20.94	21.02	21.28	26.96	≤ 30.00
11ac-VHT20	MCS4	165	5825	21.15	21.42	20.45	21.47	27.16	≤ 30.00

Test Mode	Data Rate MCS	Channel No.	Freq. (MHz)	Average Power (dBm)				Total Average Power (dBm)	Average Power Limit (dBm)
				Ant 0	Ant 1	Ant 2	Ant 3		
11ac-VHT40	MCS4	38	5190	13.30	13.20	13.18	13.54	19.33	≤ 30.00
11ac-VHT40	MCS4	46	5230	19.12	18.62	18.70	19.10	24.91	≤ 30.00
11ac-VHT40	MCS4	54	5270	13.43	13.14	13.06	13.28	19.25	≤ 23.98
11ac-VHT40	MCS4	62	5310	13.20	13.03	12.76	13.27	19.09	≤ 23.98
11ac-VHT40	MCS4	102	5510	13.43	12.70	12.73	13.50	19.13	≤ 23.98
11ac-VHT40	MCS4	110	5550	13.62	12.97	13.04	13.53	19.32	≤ 23.98
11ac-VHT40	MCS4	134	5670	13.49	13.43	13.13	13.66	19.45	≤ 23.98
11ac-VHT40	MCS4	142	5710	13.52	13.51	13.37	13.80	19.57	≤ 23.98
11ac-VHT40	MCS4	151	5755	17.89	17.61	18.19	18.20	24.00	≤ 30.00
11ac-VHT40	MCS4	159	5795	20.95	21.27	20.70	21.34	27.09	≤ 30.00
11ac-VHT80	MCS4	42	5210	13.08	12.89	13.07	13.27	19.10	≤ 30.00
11ac-VHT80	MCS4	58	5290	14.14	13.74	13.52	13.81	19.83	≤ 23.98
11ac-VHT80	MCS4	106	5530	13.86	13.47	13.33	13.90	19.67	≤ 23.98
11ac-VHT80	MCS4	122	5610	15.48	14.95	15.56	15.70	21.45	≤ 23.98
11ac-VHT80	MCS4	138	5690	16.18	16.32	15.95	16.31	22.21	≤ 23.98
11ac-VHT80	MCS4	155	5775	18.72	18.85	18.61	19.02	24.82	≤ 30.00
11ac-VHT80+80	MCS4	42	5210	13.29	13.00	--	--	16.16	≤ 30.00
		58	5290	--	--	13.13	13.51	16.33	≤ 23.98
11ac-VHT80+80	MCS4	106	5530	8.98	8.43	--	--	14.81	≤ 23.98
		122	5610	--	--	8.81	8.91		
11ax-HE20	MCS4	36	5180	16.75	16.92	16.98	17.10	22.96	≤ 30.00
11ax-HE20	MCS4	44	5220	17.31	17.01	17.14	17.81	23.35	≤ 30.00
11ax-HE20	MCS4	48	5240	17.07	17.22	17.16	17.57	23.28	≤ 30.00
11ax-HE20	MCS4	52	5260	10.96	10.84	10.56	11.21	16.92	≤ 23.98
11ax-HE20	MCS4	60	5300	11.17	10.73	10.31	10.64	16.74	≤ 23.98
11ax-HE20	MCS4	64	5320	11.07	11.01	10.42	10.92	16.88	≤ 23.98
11ax-HE20	MCS4	100	5500	11.73	11.07	10.60	11.46	17.26	≤ 23.98
11ax-HE20	MCS4	116	5580	10.84	10.59	10.87	10.91	16.82	≤ 23.98
11ax-HE20	MCS4	140	5700	10.96	11.01	10.31	11.24	16.91	≤ 23.98
11ax-HE20	MCS4	144	5720	11.01	11.03	10.56	11.33	17.01	≤ 23.19
11ax-HE20	MCS4	149	5745	18.63	18.92	19.07	19.37	25.03	≤ 30.00
11ax-HE20	MCS4	157	5785	21.10	21.49	21.05	21.57	27.33	≤ 30.00
11ax-HE20	MCS4	165	5825	21.29	21.59	20.87	21.77	27.41	≤ 30.00

Test Mode	Data Rate MCS	Channel No.	Freq. (MHz)	Average Power (dBm)				Total Average Power (dBm)	Average Power Limit (dBm)
				Ant 0	Ant 1	Ant 2	Ant 3		
11ax-HE40	MCS4	38	5190	13.79	13.34	13.76	14.02	19.75	≤ 30.00
11ax-HE40	MCS4	46	5230	19.83	19.60	20.04	20.12	25.92	≤ 30.00
11ax-HE40	MCS4	54	5270	13.73	13.37	13.33	13.62	19.54	≤ 23.98
11ax-HE40	MCS4	62	5310	14.09	13.62	13.38	13.63	19.71	≤ 23.98
11ax-HE40	MCS4	102	5510	13.85	13.34	13.05	13.51	19.47	≤ 23.98
11ax-HE40	MCS4	110	5550	14.33	13.71	13.77	14.26	20.05	≤ 23.98
11ax-HE40	MCS4	134	5670	13.82	13.64	13.42	13.98	19.74	≤ 23.98
11ax-HE40	MCS4	142	5710	14.21	14.06	13.98	14.16	20.12	≤ 23.98
11ax-HE40	MCS4	151	5755	17.66	17.27	17.88	18.05	23.75	≤ 30.00
11ax-HE40	MCS4	159	5795	21.18	21.33	20.80	21.52	27.24	≤ 30.00
11ax-HE80	MCS4	42	5210	12.52	12.38	12.32	12.63	18.48	≤ 30.00
11ax-HE80	MCS4	58	5290	14.83	14.41	14.17	14.62	20.53	≤ 23.98
11ax-HE80	MCS4	106	5530	14.18	13.77	13.47	14.20	19.94	≤ 23.98
11ax-HE80	MCS4	122	5610	15.27	15.16	15.52	15.62	21.42	≤ 23.98
11ax-HE80	MCS4	138	5690	16.76	16.82	16.53	17.13	22.84	≤ 23.98
11ax-HE80	MCS4	155	5775	18.72	18.65	18.73	19.18	24.85	≤ 30.00
11ax-HE80+80	MCS4	42	5210	12.98	12.87	--	--	15.94	≤ 30.00
		58	5290	--	--	12.71	13.28	16.01	≤ 23.98
11ax-HE80+80	MCS4	106	5530	9.28	8.78	--	--	15.09	≤ 23.98
		122	5610	--	--	9.09	9.10		

Note 1: Total Average Power (dBm) = 10*log {$10^{(\text{Ant 0 Average Power /10})}$ + $10^{(\text{Ant 1 Average Power /10})}$ +$10^{(\text{Ant 2 Average Power /10})}$ + $10^{(\text{Ant 3 Average Power /10})}$}.

Note 2: For 5250-5350MHz & 5470-5725MHz, the conducted power limit is as below.

802.11a: 11 + 10 log10 (19.14) = 23.82 < 23.98 dBm

802.11ac-VHT20: 11 + 10 log10 (22.41) = 24.50 > 23.98 dBm

802.11ax-HE20: 11 + 10 log10 (22.47) = 24.52 > 23.98 dBm

802.11ac-VHT40/ax-HE40/ac-VHT80/ax-HE80: 11 + 10 log10 B > 23.98dBm

Note 3: For straddle channel, the conducted power limit is as below.

802.11a CH144: 11 + 10 log10 (B) = 22.70dBm, B = 19.59/2 + 5 = 14.795MHz.

802.11ac-VHT20 CH144: 11 + 10 log10 (B) = 23.13dBm, B = 22.65/2 + 5 = 16.325MHz.

802.11ax-HE20 CH144: 11 + 10 log10 (B) = 23.19dBm, B = 23.08/2 + 5 = 16.54MHz.

802.11ac-VHT40/ax-HE40/ac-VHT80/ax-HE80: 11 + 10 log10 B > 23.98dBm.

A.5 Power Spectral Density Test Result

Test Site	SIP-TR1	Test Engineer	Alisa Deng
Test Date	2023-05-13~2023-05-26	Test Mode	Master Mode
Test Item	Power Spectral Density (UNII-Band 1 & UNII-2a & UNII-2c)		

Test Mode	Data Rate/ MCS	Channel No.	Freq. (MHz)	AVPSD (dBm/ MHz)				Duty Cycle (%)	Total PSD (dBm/ MHz)	PSD Limit (dBm/MHz)
				Ant 0	Ant 1	Ant 2	Ant 3			
11a	6Mbps	36	5180	4.29	4.11	3.91	4.16	92.28	10.49	10.98
11a	6Mbps	44	5220	4.58	3.87	4.13	4.56	92.28	10.66	10.98
11a	6Mbps	48	5240	4.19	4.34	4.06	4.70	92.28	10.70	10.98
11a	6Mbps	52	5260	-1.46	-1.79	-1.78	-1.24	92.28	4.81	4.98
11a	6Mbps	60	5300	-1.56	-1.79	-2.28	-1.71	92.28	4.54	4.98
11a	6Mbps	64	5320	-1.18	-1.62	-1.98	-1.64	92.28	4.77	4.98
11a	6Mbps	100	5500	-1.02	-1.67	-2.10	-1.24	92.28	4.88	4.98
11a	6Mbps	116	5580	-1.32	-1.67	-1.78	-1.70	92.28	4.76	4.98
11a	6Mbps	140	5700	-1.80	-1.68	-2.70	-2.07	92.28	4.32	4.98
11a	6Mbps	144	5720	-1.31	-1.95	-1.99	-1.93	92.28	4.59	4.98
11ac-VHT20	MCS4	36	5180	3.98	3.82	3.95	4.22	86.75	10.63	10.98
11ac-VHT20	MCS4	44	5220	3.88	4.14	3.89	4.16	86.75	10.65	10.98
11ac-VHT20	MCS4	48	5240	3.94	3.74	3.62	4.21	86.75	10.52	10.98
11ac-VHT20	MCS4	52	5260	-1.81	-2.35	-2.89	-1.96	86.75	4.40	4.98
11ac-VHT20	MCS4	60	5300	-2.03	-1.76	-2.27	-1.69	86.75	4.71	4.98
11ac-VHT20	MCS4	64	5320	-1.71	-1.88	-2.72	-2.23	86.75	4.52	4.98
11ac-VHT20	MCS4	100	5500	-1.99	-2.46	-2.65	-2.13	86.75	4.34	4.98
11ac-VHT20	MCS4	116	5580	-1.84	-2.25	-2.28	-2.03	86.75	4.54	4.98
11ac-VHT20	MCS4	140	5700	-1.90	-2.21	-2.53	-1.64	86.75	4.58	4.98
11ac-VHT20	MCS4	144	5720	-1.72	-1.91	-2.09	-1.75	86.75	4.77	4.98
11ac-VHT40	MCS4	38	5190	-2.65	-2.52	-2.61	-2.57	86.48	4.06	10.98
11ac-VHT40	MCS4	46	5230	4.26	3.75	3.85	4.32	86.48	10.70	10.98
11ac-VHT40	MCS4	54	5270	-1.46	-2.36	-2.65	-2.09	86.48	4.53	4.98
11ac-VHT40	MCS4	62	5310	-1.70	-2.14	-2.33	-2.23	86.48	4.56	4.98
11ac-VHT40	MCS4	102	5510	-1.68	-2.12	-2.37	-1.78	86.48	4.67	4.98
11ac-VHT40	MCS4	110	5550	-1.90	-2.20	-2.01	-1.83	86.48	4.67	4.98
11ac-VHT40	MCS4	134	5670	-2.09	-2.26	-2.77	-1.93	86.48	4.40	4.98
11ac-VHT40	MCS4	142	5710	-1.81	-1.97	-2.02	-1.65	86.48	4.79	4.98

Test Mode	Data Rate/ MCS	Channel No.	Freq. (MHz)	AVPSD (dBm/ MHz)				Duty Cycle (%)	Total PSD (dBm/ MHz)	PSD Limit (dBm/MHz)
				Ant 0	Ant 1	Ant 2	Ant 3			
11ac-VHT80	MCS4	42	5210	-5.35	-5.87	-6.16	-5.51	86.35	0.95	10.98
11ac-VHT80	MCS4	58	5290	-4.13	-4.84	-5.23	-4.75	86.35	1.94	4.98
11ac-VHT80	MCS4	106	5530	-4.71	-5.26	-5.73	-4.77	86.35	1.56	4.98
11ac-VHT80	MCS4	122	5610	-3.36	-3.38	-3.13	-3.05	86.35	3.43	4.98
11ac-VHT80	MCS4	138	5690	-2.06	-1.94	-2.70	-1.69	86.35	4.58	4.98
11ac-VHT80 +80	MCS4	42	5210	-5.61	-6.12	--	--	86.35	-2.21	10.98
		58	5290	--	--	-5.97	-5.17	86.35	-1.91	4.98
11ac-VHT80 +80	MCS4	106	5530	-10.00	-10.39	--	--	86.35	-3.52	4.98
		122	5610	--	--	-10.11	-10.24			
11ax-HE20	MCS4	36	5180	3.81	4.32	4.08	4.23	93.94	10.41	10.98
11ax-HE20	MCS4	44	5220	4.36	4.19	4.14	5.10	93.94	10.76	10.98
11ax-HE20	MCS4	48	5240	4.24	4.31	4.35	4.76	93.94	10.71	10.98
11ax-HE20	MCS4	52	5260	-1.30	-1.52	-2.26	-1.79	93.94	4.59	4.98
11ax-HE20	MCS4	60	5300	-1.01	-1.95	-2.14	-1.88	93.94	4.57	4.98
11ax-HE20	MCS4	64	5320	-1.03	-1.77	-2.29	-1.78	93.94	4.60	4.98
11ax-HE20	MCS4	100	5500	-1.26	-1.41	-1.88	-1.12	93.94	4.88	4.98
11ax-HE20	MCS4	116	5580	-1.52	-1.74	-1.84	-1.77	93.94	4.58	4.98
11ax-HE20	MCS4	140	5700	-1.82	-1.48	-2.11	-1.58	93.94	4.55	4.98
11ax-HE20	MCS4	144	5720	-1.29	-1.48	-1.85	-1.73	93.94	4.71	4.98
11ax-HE40	MCS4	38	5190	-1.47	-1.70	-1.87	-1.66	93.51	4.64	10.98
11ax-HE40	MCS4	46	5230	4.71	4.15	4.37	4.90	93.51	10.85	10.98
11ax-HE40	MCS4	54	5270	-1.01	-2.08	-2.11	-1.66	93.51	4.62	4.98
11ax-HE40	MCS4	62	5310	-1.27	-1.76	-1.98	-1.83	93.51	4.61	4.98
11ax-HE40	MCS4	102	5510	-1.63	-2.07	-2.51	-1.74	93.51	4.34	4.98
11ax-HE40	MCS4	110	5550	-1.21	-1.69	-1.77	-1.51	93.51	4.77	4.98
11ax-HE40	MCS4	134	5670	-1.74	-1.67	-2.16	-1.62	93.51	4.52	4.98
11ax-HE40	MCS4	142	5710	-1.43	-1.51	-1.57	-1.31	93.51	4.86	4.98
11ax-HE80	MCS4	42	5210	-5.85	-6.28	-6.64	-5.75	92.90	0.23	10.98
11ax-HE80	MCS4	58	5290	-3.14	-3.79	-4.18	-3.75	92.90	2.64	4.98
11ax-HE80	MCS4	106	5530	-4.29	-4.63	-4.83	-4.26	92.90	1.84	4.98
11ax-HE80	MCS4	122	5610	-3.18	-3.32	-3.09	-2.98	92.90	3.20	4.98
11ax-HE80	MCS4	138	5690	-1.53	-1.35	-2.18	-1.16	92.90	4.80	4.98

Test Mode	Data Rate/ MCS	Channel No.	Freq. (MHz)	AVPSD (dBm/ MHz)				Duty Cycle (%)	Total PSD (dBm/ MHz)	PSD Limit (dBm/MHz)
				Ant 0	Ant 1	Ant 2	Ant 3			
11ax-HE80+80	MCS4	42	5210	-5.46	-5.91	--	--	93.49	-2.38	10.98
		58	5290	--	--	-5.96	-5.15	93.49	-2.23	4.98
11ax-HE80+80	MCS4	106	5530	-9.50	-9.78	--	--	93.49	-3.30	4.98
		122	5610	--	--	-9.61	-9.58			

Note: When EUT duty cycle < 98%, the total PSD (dBm/MHz) =10*log {$10^{(\text{Ant 0 AVGPSD}/10)}$ + $10^{(\text{Ant 1 AVGPSD}/10)}$ +$10^{(\text{Ant 2 AVGPSD}/10)}$ + $10^{(\text{Ant 3 AVGPSD}/10)}$} +10*log (1/Duty cycle).

When EUT duty cycle ≥ 98%, the total PSD (dBm/MHz) =10*log {$10^{(\text{Ant 0 AVGPSD}/10)}$ + $10^{(\text{Ant 1 AVGPSD}/10)}$ +$10^{(\text{Ant 2 AVGPSD}/10)}$ + $10^{(\text{Ant 3 AVGPSD}/10)}$}.

Note 2: For 5150 - 5250MHz Band: PSD Limit (dBm/MHz) = 17 - (12.02 - 6) = 10.98 dBm/MHz.

For 5250 - 5350MHz Band: PSD Limit (dBm/MHz) = 11 - (12.02 - 6) = 4.98 dBm/MHz.

For 5470 - 5725MHz Band: PSD Limit (dBm/MHz) = 11 - (12.02 - 6) = 4.98 dBm/MHz.

Test Site	SIP-TR1	Test Engineer	Alisa Deng
Test Date	2023-05-22~2023-05-26	Test Mode	Master Mode
Test Item	Power Spectral Density (UNII-Band 3)		

Test Mode	Data Rate/ MCS	Channel No.	Freq. (MHz)	AVPSD (dBm/ 510KHz)				Duty Cycle (%)	Total PSD (dBm/ 510KHz)	PSD Limit (dBm/ 500KHz)
				Ant 0	Ant 1	Ant 2	Ant 3			
11a	6Mbps	149	5745	2.14	2.14	2.37	2.98	92.28	8.79	≤ 23.98
11a	6Mbps	157	5785	6.21	6.11	6.05	6.34	92.28	12.55	≤ 23.98
11a	6Mbps	165	5825	6.26	6.31	5.57	6.49	92.28	12.54	≤ 23.98
11ac-VHT20	MCS4	149	5745	2.31	2.39	2.68	2.80	86.75	9.19	≤ 23.98
11ac-VHT20	MCS4	157	5785	5.46	5.10	4.72	5.65	86.75	11.89	≤ 23.98
11ac-VHT20	MCS4	165	5825	5.41	5.73	4.72	5.86	86.75	12.09	≤ 23.98
11ac-VHT40	MCS4	151	5755	-0.55	-0.89	-0.42	-0.41	86.48	6.09	≤ 23.98
11ac-VHT40	MCS4	159	5795	2.76	2.88	2.27	2.84	86.48	9.34	≤ 23.98
11ac-VHT80	MCS4	155	5775	-2.84	-2.80	-3.11	-2.94	86.35	3.74	≤ 23.98
11ax-HE20	MCS4	149	5745	2.97	3.25	3.28	3.59	93.94	9.57	≤ 23.98
11ax-HE20	MCS4	157	5785	5.63	6.03	5.46	6.09	93.94	12.10	≤ 23.98
11ax-HE20	MCS4	165	5825	6.24	5.91	5.37	6.23	93.94	12.24	≤ 23.98
11ax-HE40	MCS4	151	5755	-0.70	-0.99	-0.46	-0.46	93.51	5.66	≤ 23.98
11ax-HE40	MCS4	159	5795	3.07	3.13	2.48	3.18	93.51	9.29	≤ 23.98
11ax-HE80	MCS4	155	5775	-2.26	-2.47	-2.52	-2.30	92.90	3.96	≤ 23.98

Note 1:

When EUT duty cycle < 98%, the total PSD (dBm/510kHz) =10*log {$10^{(\text{Ant 0 AVGPSD}/10)}$ + $10^{(\text{Ant 1 AVGPSD}/10)}$ +$10^{(\text{Ant 2 AVGPSD}/10)}$ + $10^{(\text{Ant 3 AVGPSD}/10)}$} +10*log (1/Duty cycle).

When EUT duty cycle ≥ 98%, the total PSD (dBm/510kHz) =10*log {$10^{(\text{Ant 0 AVGPSD}/10)}$ + $10^{(\text{Ant 1 AVGPSD}/10)}$ +$10^{(\text{Ant 2 AVGPSD}/10)}$ + $10^{(\text{Ant 3 AVGPSD}/10)}$}.

Note 2: PSD Limit (dBm/500KHz) = 30 - (12.02 - 6) = 23.98dBm/500kHz.

802.11a Power Spectral Density-Master Mode Ant 0	
Channel 36 (5180MHz)	Channel 44 (5220MHz)
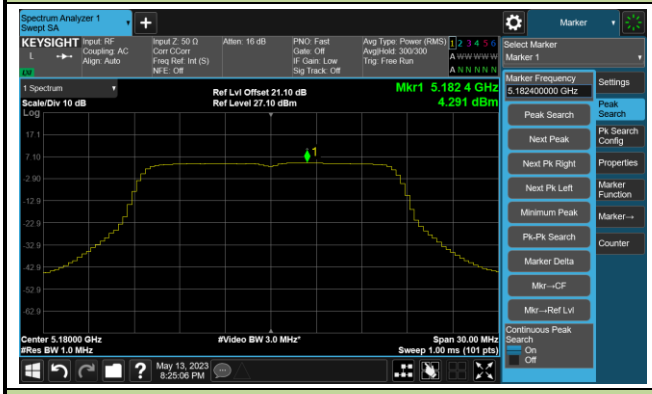	
Channel 48 (5240MHz)	Channel 52 (5260MHz)
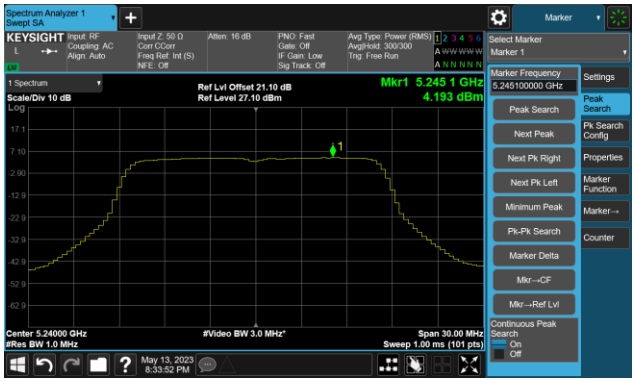	
Channel 60 (5300MHz)	Channel 64 (5320MHz)

802.11a Power Spectral Density-Master Mode Ant 0

Channel 100 (5500MHz)

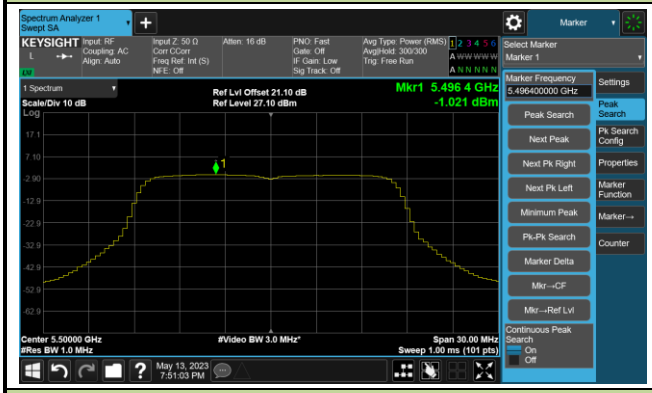

Channel 116 (5580MHz)

Channel 140 (5700MHz)

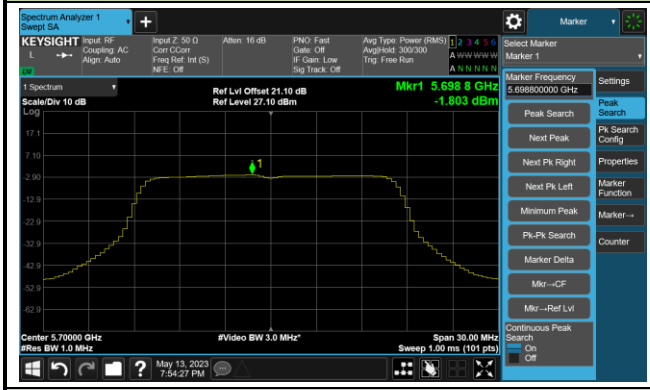

Channel 144(5720MHz)

Channel 149 (5745MHz)

Channel 157 (5785MHz)

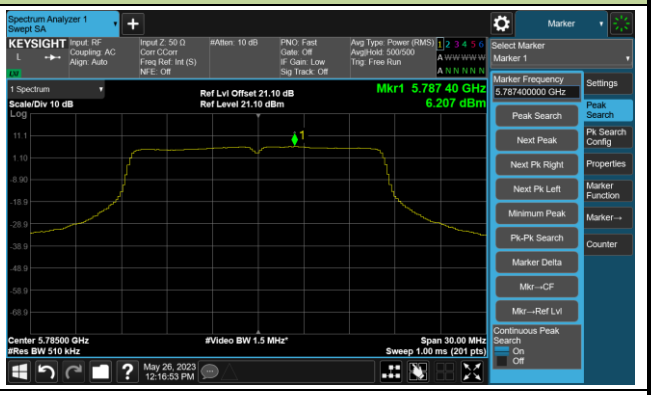

Channel 165 (5825MHz)

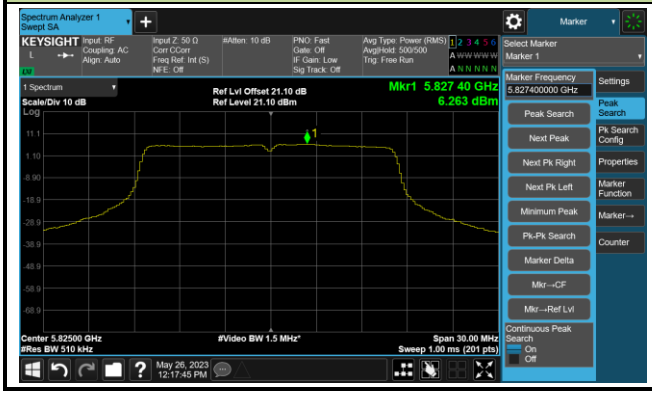

802.11ac-VHT20 Power Spectral Density- Master Mode Ant 0	
Channel 36 (5180MHz)	Channel 44 (5220MHz)
Channel 48 (5240MHz)	Channel 52 (5260MHz)
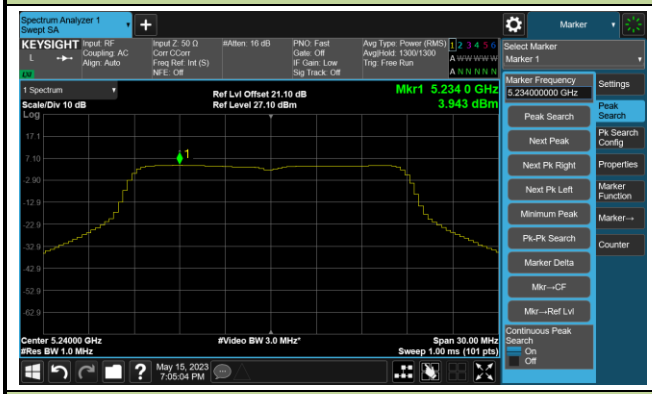	
Channel 60 (5300MHz)	Channel 64 (5320MHz)
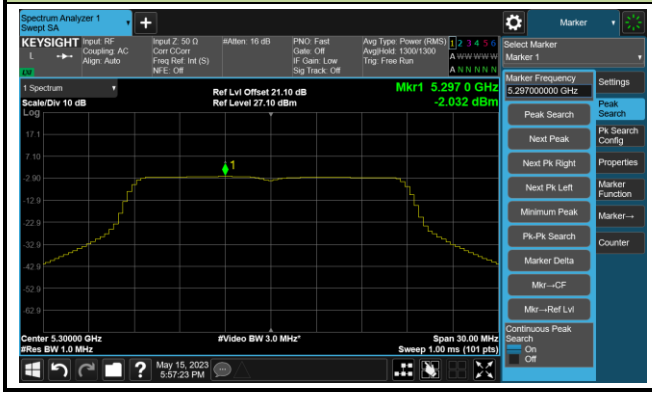	

802.11ac-VHT20 Power Spectral Density- Master Mode Ant 0

Channel 100 (5500MHz)

Channel 116 (5580MHz)

Channel 140 (5700MHz)

Channel 144(5720MHz)

Channel 149 (5745MHz)

Channel 157 (5785MHz)

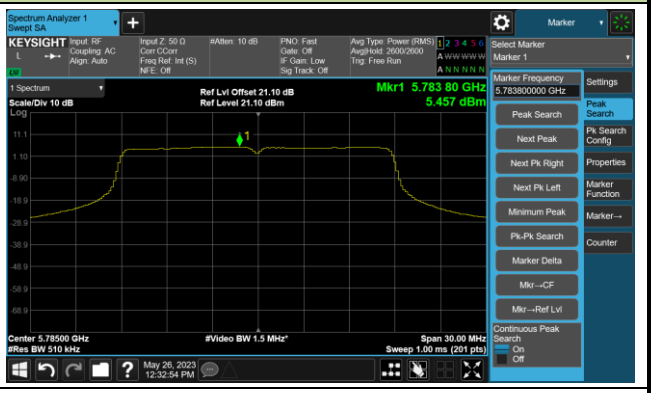

Channel 165 (5825MHz)

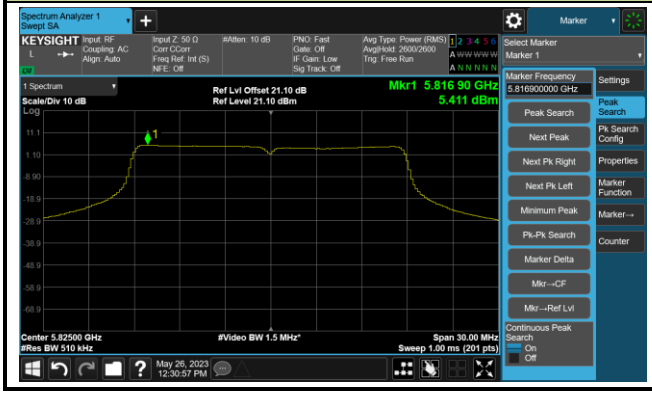

802.11ac-VHT40 Power Spectral Density- Master Mode Ant 0

Channel 38 (5190MHz)

Channel 46 (5230MHz)

Channel 54 (5270MHz)

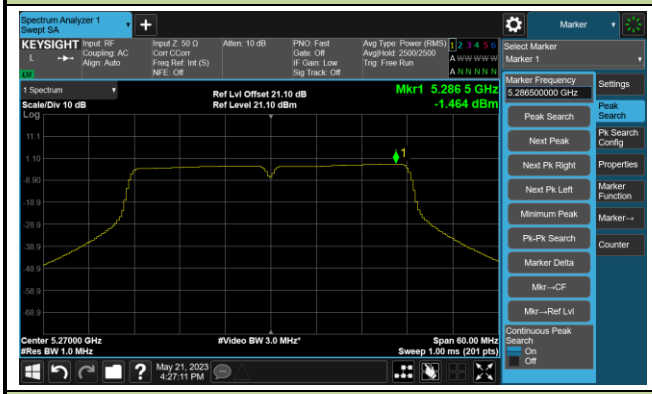

Channel 62 (5310MHz)

Channel 102 (5510MHz)

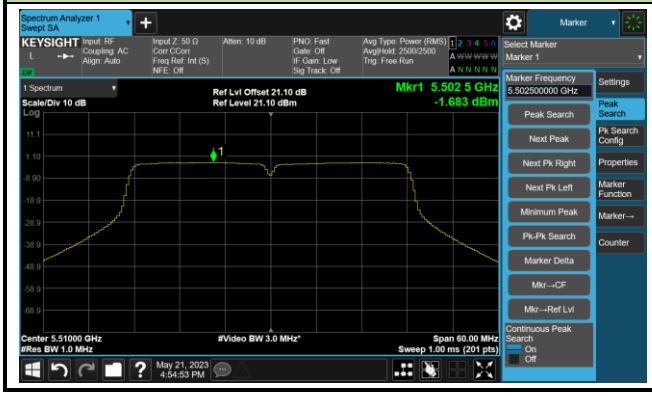

Channel 110 (5550MHz)

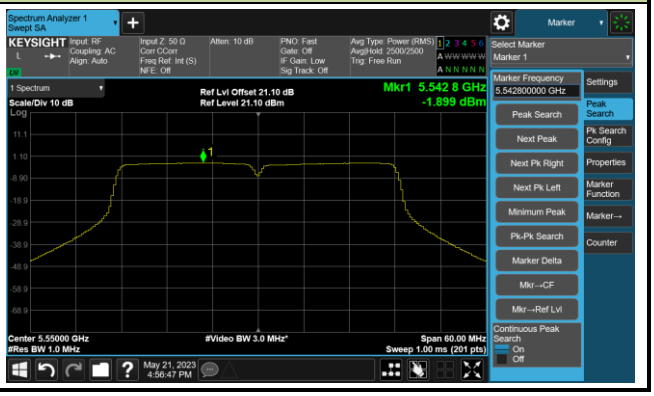

802.11ac-VHT40 Power Spectral Density- Master Mode Ant 0	
Channel 134 (5670MHz)	Channel 142(5710MHz)
Channel 151 (5755MHz)	Channel 159 (5795MHz)
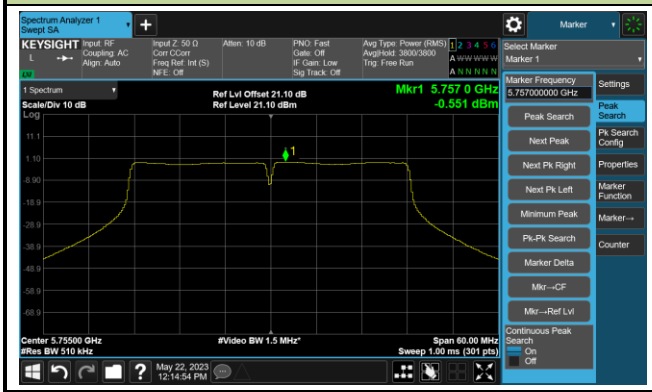	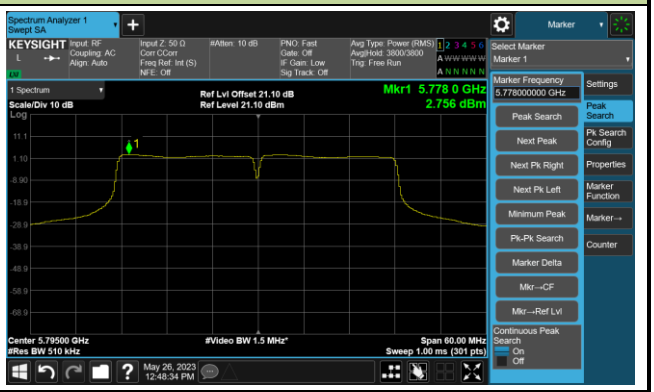

802.11ac-VHT80 Power Spectral Density- Master Mode Ant 0	
Channel 42 (5210MHz)	Channel 58 (5290MHz)
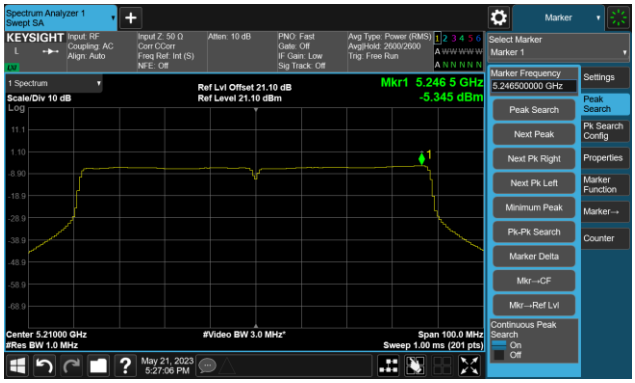	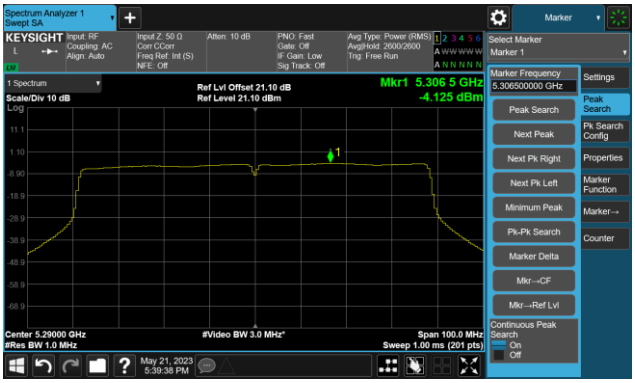
Channel 106 (5530MHz)	Channel 122 (5610MHz)
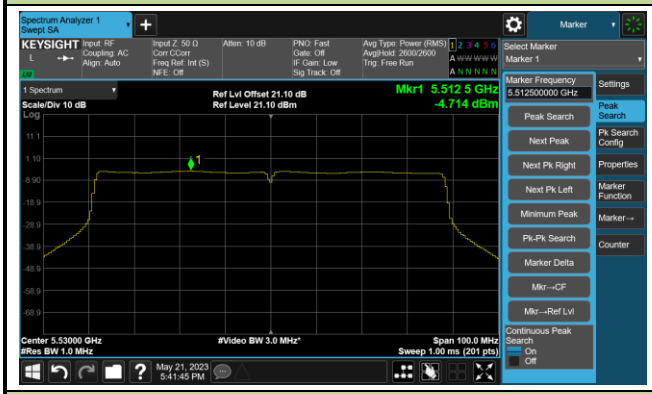	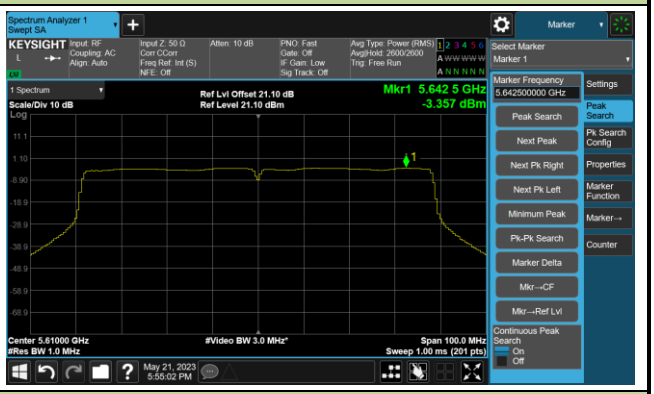
Channel 138 (5690MHz)	Channel 155 (5775MHz)

802.11ac-VHT80+80 Power Spectral Density- Master Mode Ant 0	
Channel 42+58 (5210+5290MHz)	Channel 106+122 (5530+5610MHz)
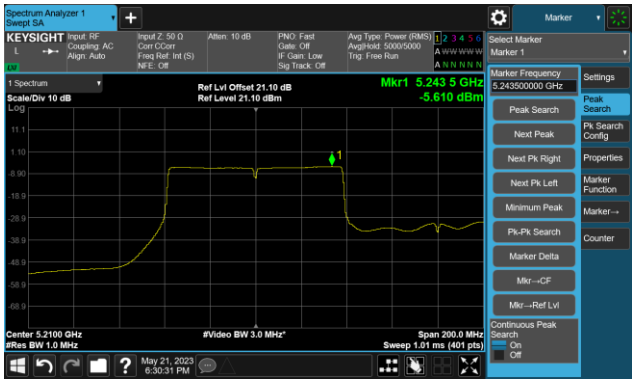	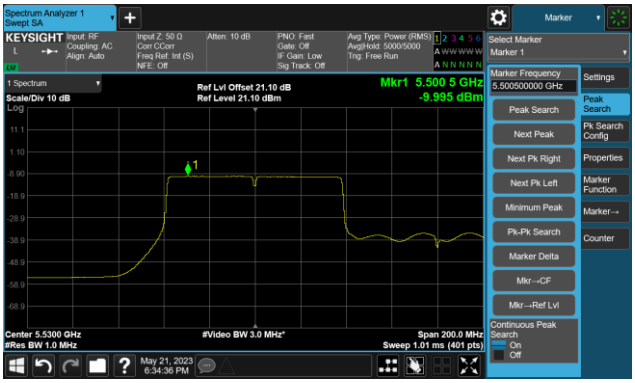

802.11ax-HE20 Power Spectral Density- Master Mode Ant 0	
Channel 36 (5180MHz)	Channel 44 (5220MHz)
Channel 48 (5240MHz)	Channel 52 (5260MHz)
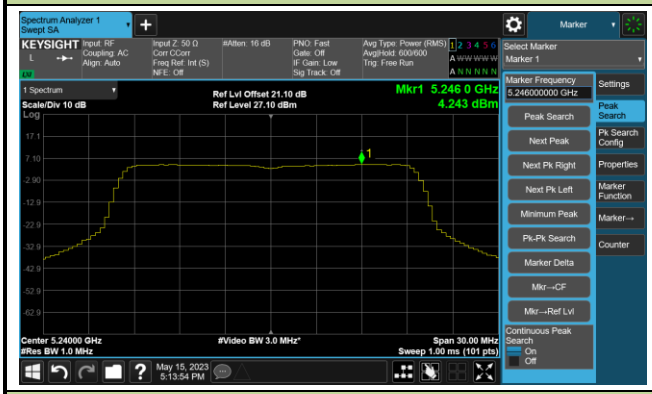	
Channel 60 (5300MHz)	Channel 64 (5320MHz)
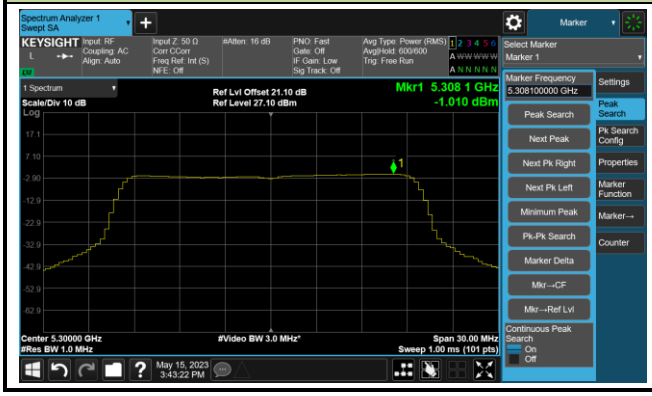	

802.11ax-HE20 Power Spectral Density- Master Mode Ant 0

Channel 100 (5500MHz)

Channel 116 (5580MHz)

Channel 140 (5700MHz)

Channel 144(5720MHz)

Channel 149 (5745MHz)

Channel 157 (5785MHz)

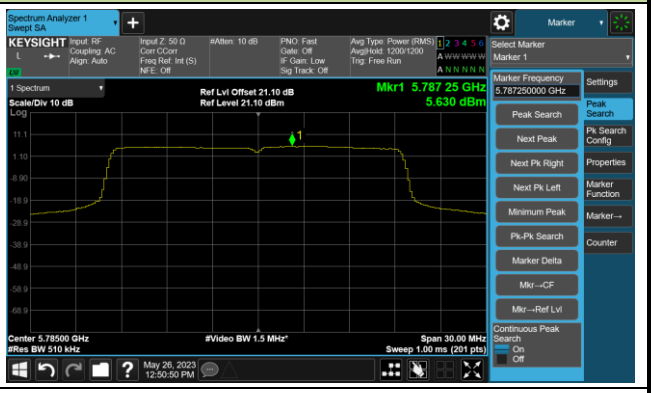
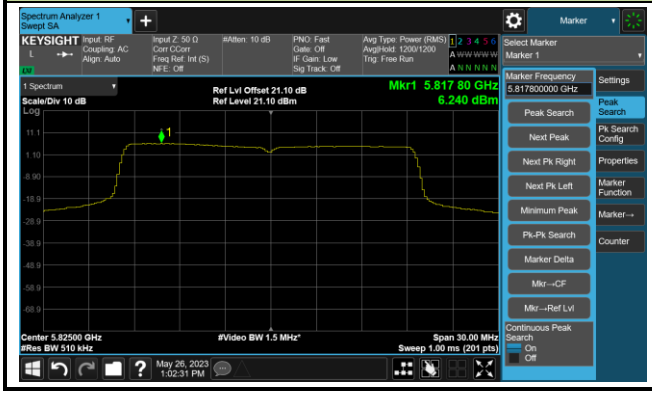
Channel 165 (5825MHz)