802.11ax-HE40 26dB & 99% Bandwidth	
Channel 134 (5670MHz)	Channel 142(5710MHz)
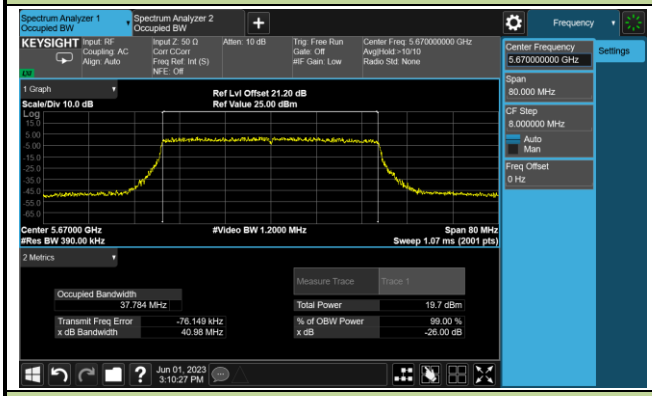	
Channel 151 (5755MHz)	Channel 159 (5795MHz)
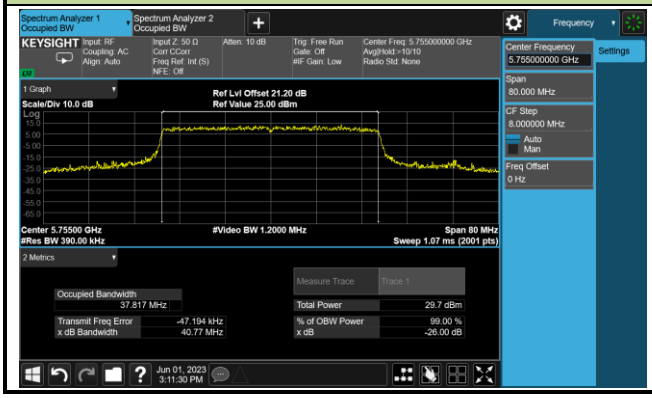	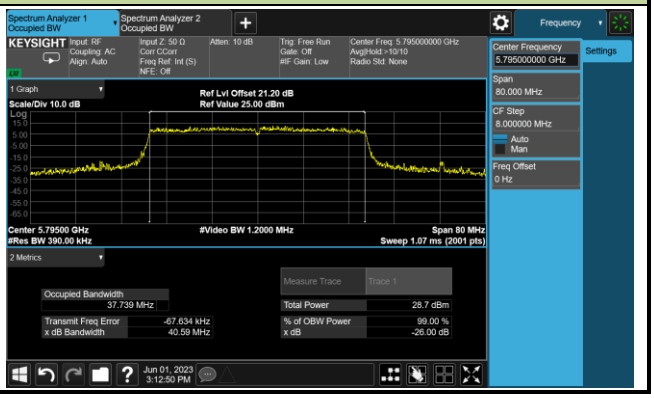

802.11ax-HE80 26dB & 99% Bandwidth	
Channel 42 (5210MHz)	Channel 58 (5290MHz)
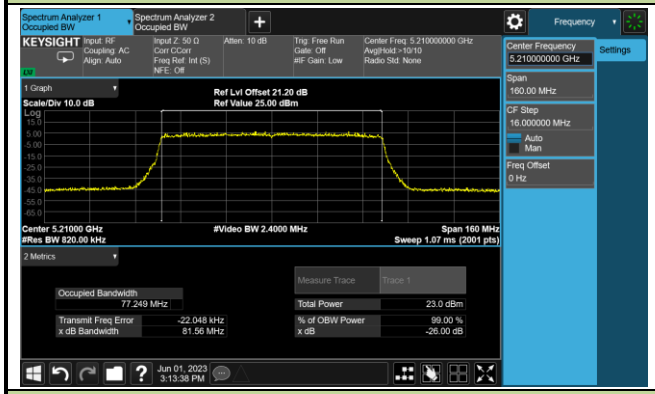	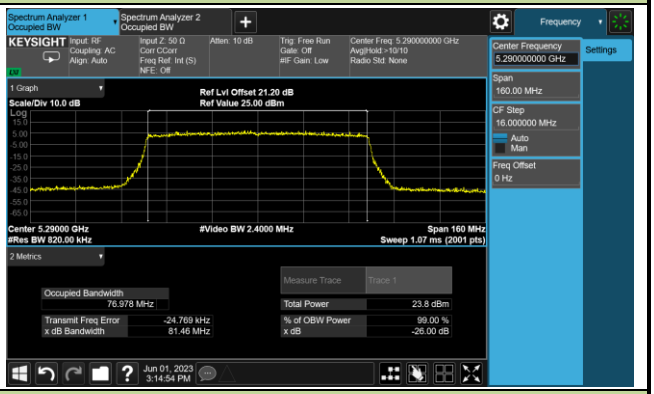
Channel 106 (5530MHz)	Channel 122 (5610MHz)
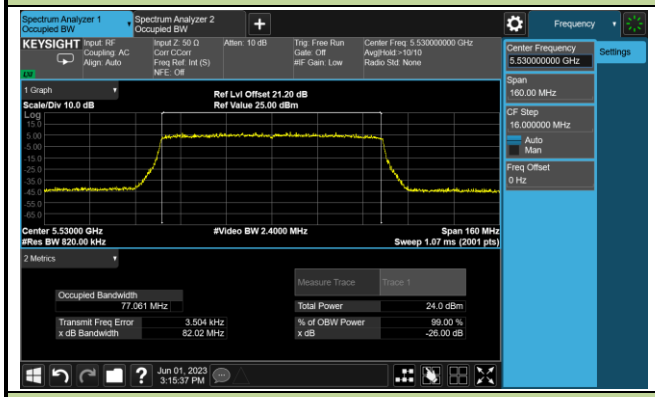	
Channel 138 (5690MHz)	Channel 155 (5775MHz)
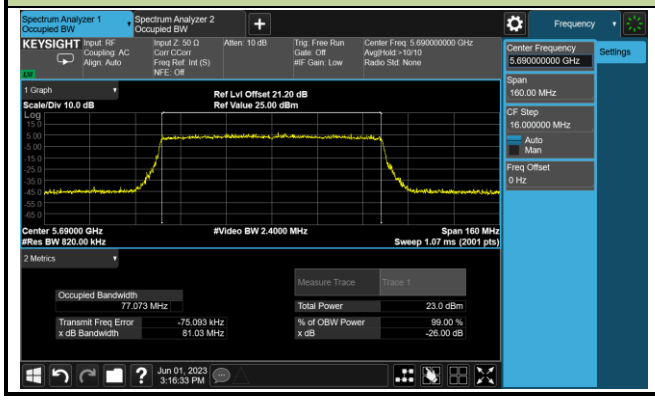	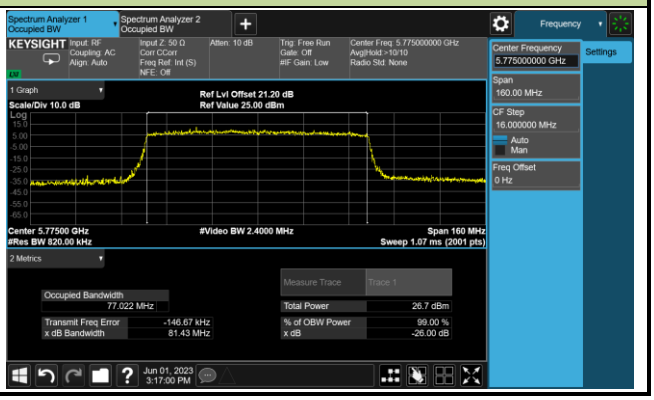

802.11ax-HE80+80 26dB & 99% Bandwidth	
Channel 42+58 (5210+5290MHz)	Channel 106+122 (5530+5610MHz)
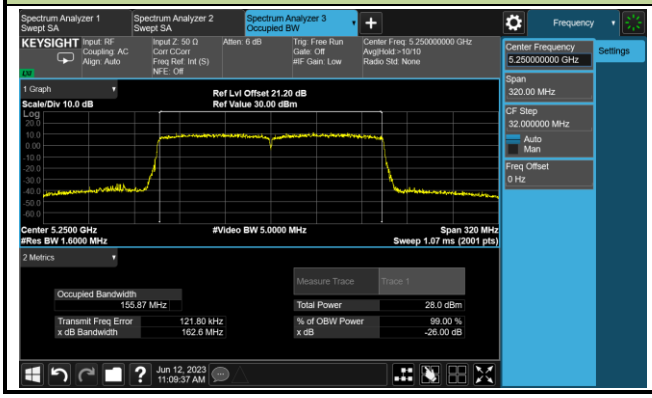	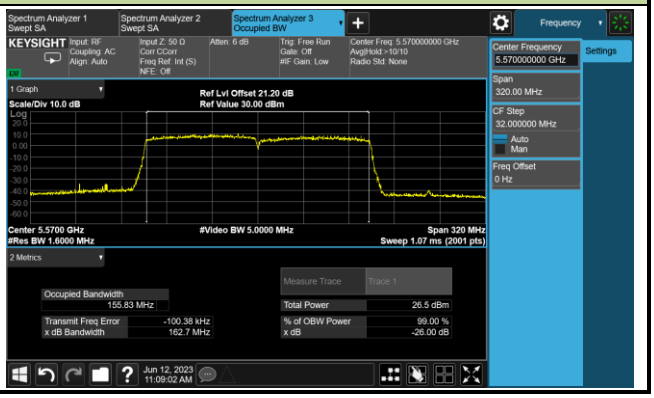

A.3 6dB Bandwidth Test Result

Test Site	WZ-TR3	Test Engineer	Lynn Yang
Test Date	2023-06-01		

Test Mode	Data Rate/ MCS	Channel No.	Frequency (MHz)	6dB Bandwidth (MHz)	Limit (MHz)
11a	6Mbps	149	5745	16.32	≥0.5
11a	6Mbps	157	5785	16.07	≥0.5
11a	6Mbps	165	5825	16.32	≥0.5
11ac-VHT20	MCS0	149	5745	17.55	≥0.5
11ac-VHT20	MCS0	157	5785	17.07	≥0.5
11ac-VHT20	MCS0	165	5825	17.19	≥0.5
11ac-VHT40	MCS0	151	5755	36.30	≥0.5
11ac-VHT40	MCS0	159	5795	35.73	≥0.5
11ac-VHT80	MCS0	155	5775	74.74	≥0.5
11ax-HE20	MCS0	149	5745	18.92	≥0.5
11ax-HE20	MCS0	157	5785	18.93	≥0.5
11ax-HE20	MCS0	165	5825	22.34	≥0.5
11ax-HE40	MCS0	151	5755	38.01	≥0.5
11ax-HE40	MCS0	159	5795	37.57	≥0.5
11ax-HE80	MCS0	155	5775	76.78	≥0.5

802.11a 6dB Bandwidth	
Channel 149 (5745MHz)	Channel 157 (5785MHz)
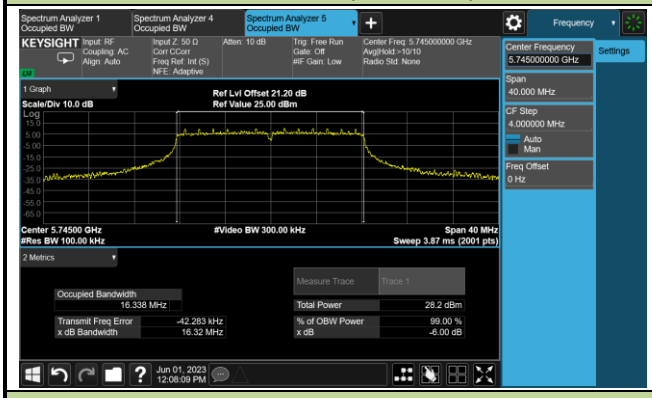	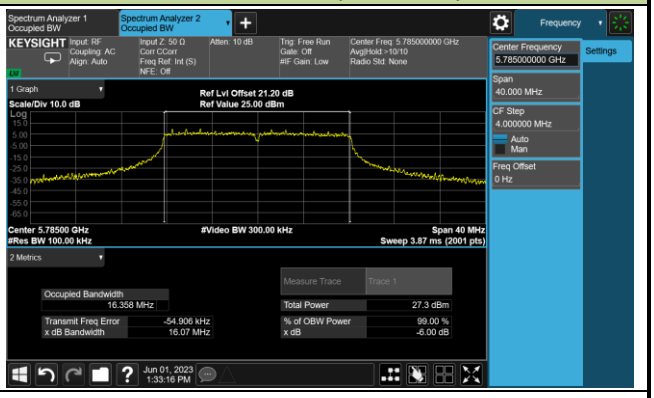
Channel 165 (5825MHz)	
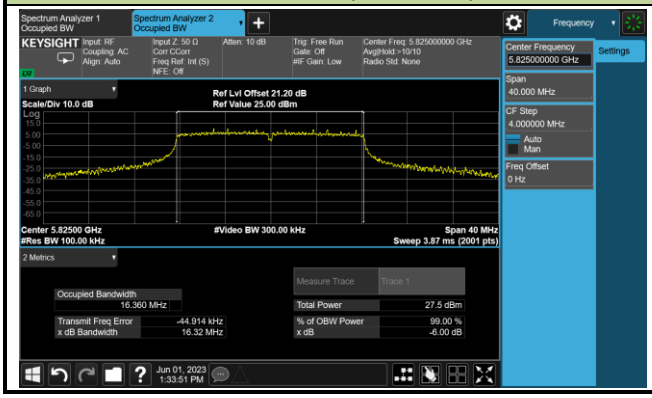	

802.11ac-VHT20 6dB Bandwidth

Channel 149 (5745MHz)

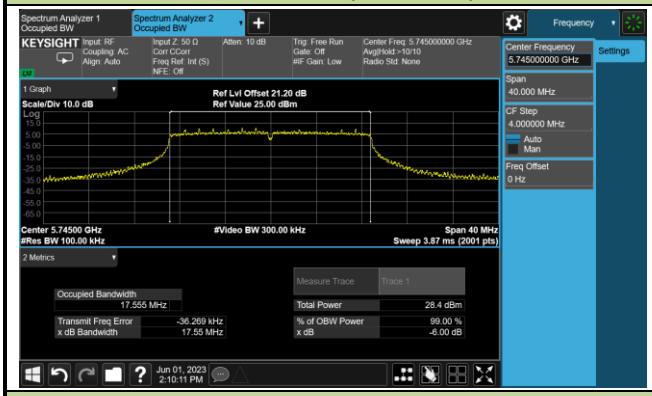

Channel 157 (5785MHz)

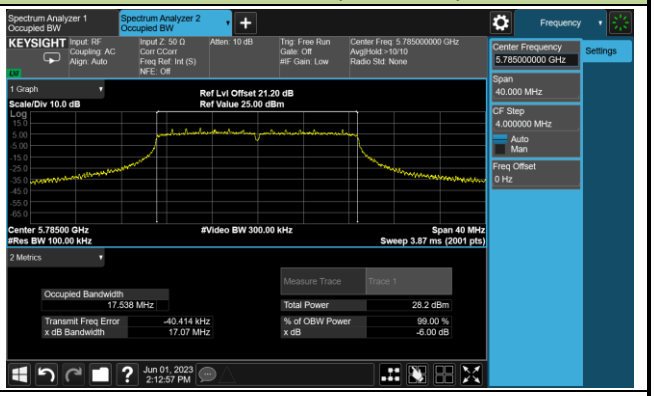

Channel 165 (5825MHz)

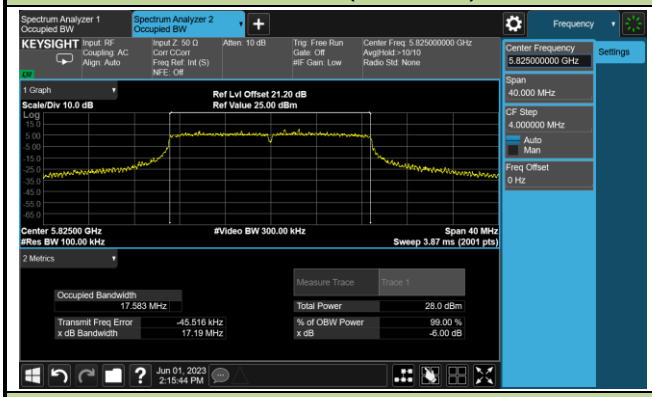

802.11ac-VHT40 6dB Bandwidth

Channel 151 (5755MHz)

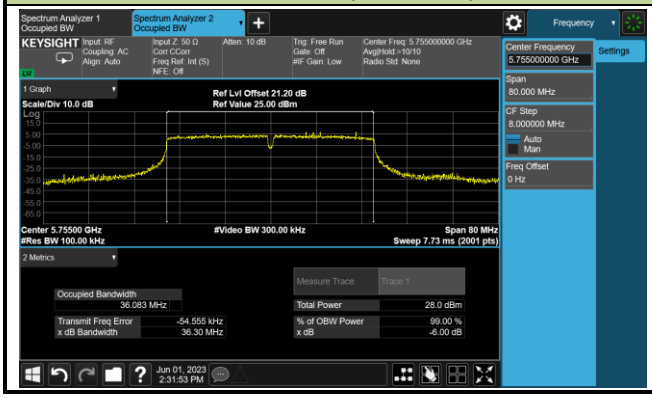

Channel 159 (5795MHz)

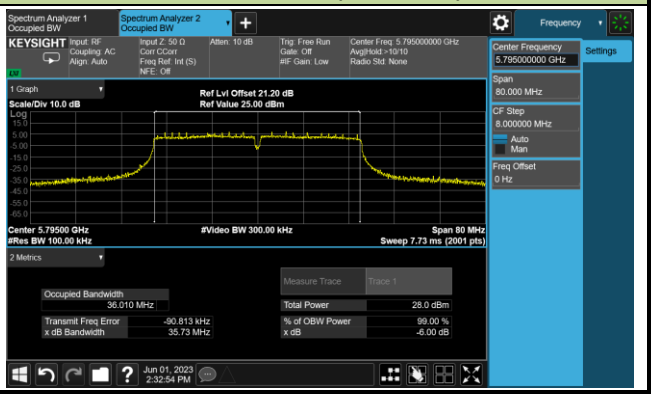

802.11ac-VHT80 6dB Bandwidth	
Channel 155 (5775MHz)	
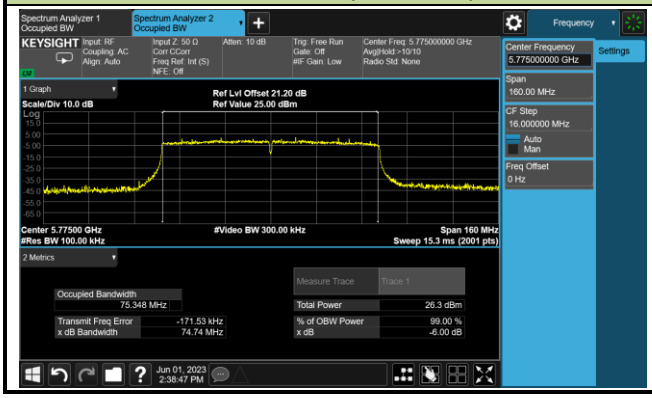	

802.11ax-HE20 6dB Bandwidth

Channel 149 (5745MHz)

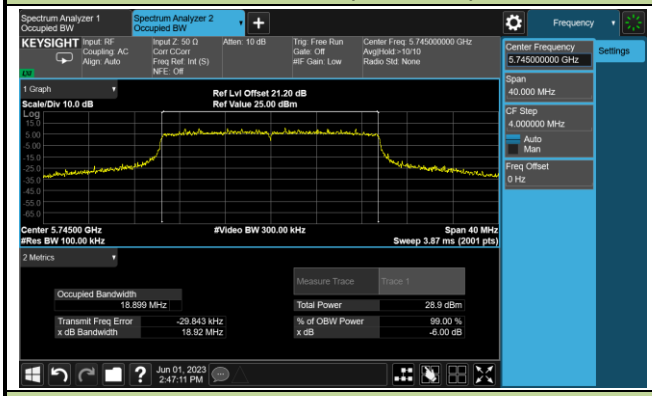

Channel 157 (5785MHz)

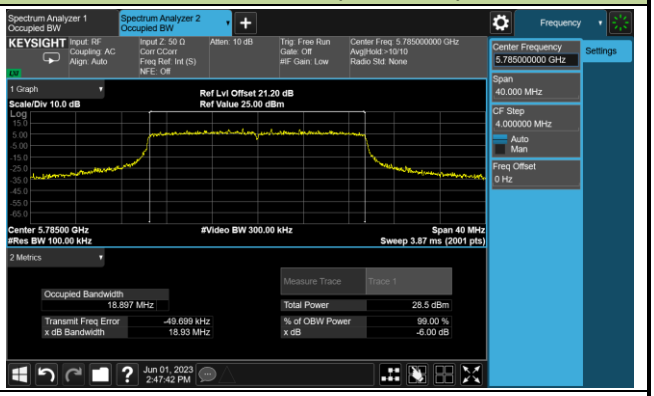

Channel 165 (5825MHz)

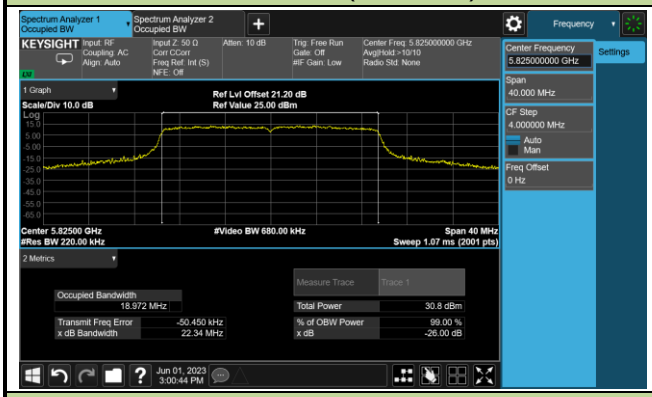

802.11ac-VHT40 6dB Bandwidth

Channel 151 (5755MHz)

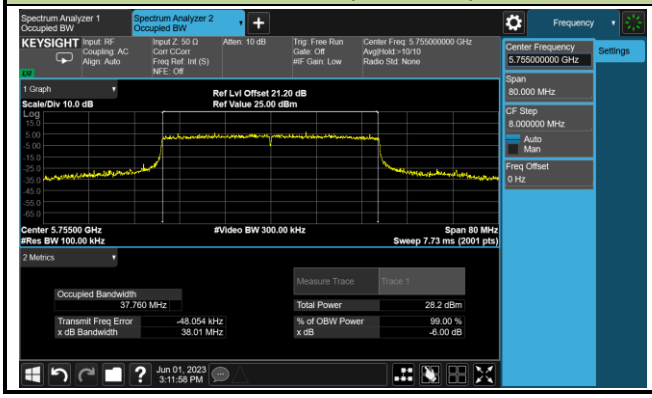

Channel 159 (5795MHz)

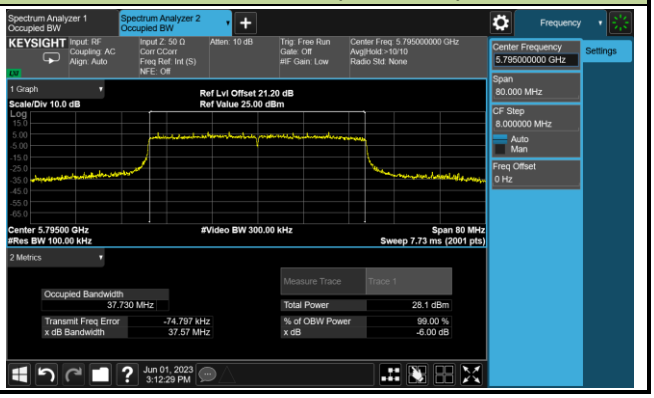

802.11ax-HE80 6dB Bandwidth	
Channel 155 (5775MHz)	
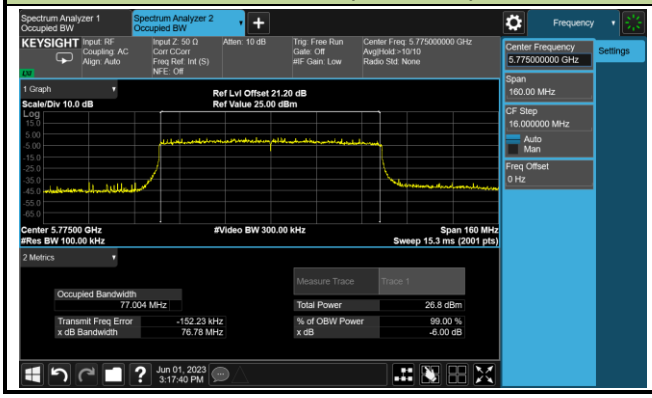	

A.4 Output Power Test Result

Test Site	WZ-TR3	Test Engineer	Lynn Yang
Test Date	2023-05-27~2023-06-20	Test Mode	AP Mode
Antenna No.	1#		

Test Mode	Data Rate MCS	Channel No.	Freq. (MHz)	Average Power (dBm)				Total Average Power (dBm)	Average Power Limit (dBm)
				Ant 0	Ant 1	Ant 2	Ant 3		
11a	6Mbps	36	5180	7.31	7.99	7.23	6.68	13.35	29.00
11a	6Mbps	44	5220	7.22	7.79	7.03	6.69	13.22	29.00
11a	6Mbps	48	5240	6.71	7.78	7.30	7.46	13.35	29.00
11a	6Mbps	52	5260	8.56	9.21	8.66	8.32	14.72	22.71
11a	6Mbps	60	5300	8.62	8.91	8.90	8.51	14.76	22.71
11a	6Mbps	64	5320	9.03	9.02	8.73	8.77	14.91	22.71
11a	6Mbps	100	5500	8.76	9.40	8.81	8.66	14.94	22.71
11a	6Mbps	116	5580	8.78	9.18	9.00	9.23	15.07	22.71
11a	6Mbps	140	5700	8.60	9.03	8.41	8.30	14.61	22.71
11a	6Mbps	144	5720	8.96	9.26	8.68	8.81	14.95	21.60
11a	6Mbps	149	5745	20.77	21.88	21.35	21.60	27.44	29.00
11a	6Mbps	157	5785	20.40	21.53	20.55	21.30	26.99	29.00
11a	6Mbps	165	5825	20.80	21.43	21.13	21.72	27.30	29.00
11ac-VHT20	MCS0	36	5180	7.07	8.08	7.18	6.73	13.32	29.00
11ac-VHT20	MCS0	44	5220	7.03	8.24	7.50	7.42	13.59	29.00
11ac-VHT20	MCS0	48	5240	6.66	7.62	7.11	7.43	13.24	29.00
11ac-VHT20	MCS0	52	5260	8.99	9.26	9.15	8.68	15.05	22.98
11ac-VHT20	MCS0	60	5300	9.01	9.49	9.26	8.99	15.21	22.98
11ac-VHT20	MCS0	64	5320	8.65	8.98	8.78	8.56	14.77	22.98
11ac-VHT20	MCS0	100	5500	8.87	9.69	9.16	8.96	15.20	22.98
11ac-VHT20	MCS0	116	5580	8.68	9.10	8.62	9.15	14.91	22.98
11ac-VHT20	MCS0	140	5700	8.87	9.19	8.88	8.68	14.93	22.98
11ac-VHT20	MCS0	144	5720	8.62	9.09	8.79	8.70	14.82	21.78
11ac-VHT20	MCS0	149	5745	20.72	22.13	21.47	21.84	27.59	29.00
11ac-VHT20	MCS0	157	5785	20.05	21.24	20.75	21.21	26.86	29.00
11ac-VHT20	MCS0	165	5825	20.70	21.41	21.07	21.74	27.27	29.00

Test Mode	Data Rate MCS	Channel No.	Freq. (MHz)	Average Power (dBm)				Total Average Power (dBm)	Average Power Limit (dBm)
				Ant 0	Ant 1	Ant 2	Ant 3		
11ac-VHT40	MCS0	38	5190	6.65	8.42	7.60	7.66	13.65	29.00
11ac-VHT40	MCS0	46	5230	6.88	8.39	7.67	8.23	13.85	29.00
11ac-VHT40	MCS0	54	5270	11.53	12.21	11.73	11.35	17.74	22.98
11ac-VHT40	MCS0	62	5310	12.29	12.68	12.21	12.30	18.39	22.98
11ac-VHT40	MCS0	102	5510	12.30	12.80	12.22	11.99	18.36	22.98
11ac-VHT40	MCS0	110	5550	12.35	12.99	12.32	12.33	18.53	22.98
11ac-VHT40	MCS0	134	5670	12.16	12.81	12.56	12.39	18.51	22.98
11ac-VHT40	MCS0	142	5710	12.09	12.60	12.26	12.10	18.29	22.98
11ac-VHT40	MCS0	151	5755	21.07	21.92	21.30	22.02	27.62	29.00
11ac-VHT40	MCS0	159	5795	20.70	21.50	20.71	21.49	27.14	29.00
11ac-VHT80	MCS0	42	5210	7.39	8.24	7.52	7.58	13.72	29.00
11ac-VHT80	MCS0	58	5290	13.93	14.30	14.05	13.88	20.06	22.98
11ac-VHT80	MCS0	106	5530	14.83	15.52	15.01	14.93	21.10	22.98
11ac-VHT80	MCS0	122	5610	14.42	15.36	15.28	15.46	21.17	22.98
11ac-VHT80	MCS0	138	5690	14.67	15.49	15.20	15.11	21.15	22.98
11ac-VHT80	MCS0	155	5775	18.90	19.99	19.53	19.92	25.63	29.00
11ac-VHT80+80	MCS0	42	5210	9.89	10.39	--	--	13.16	29.00
		58	5290	--	--	10.12	10.08	13.11	22.98
11ac-VHT80+80	MCS0	106	5530	12.30	13.56	--	--	19.03	22.98
		122	5610	--	--	12.67	13.38		
11ax-HE20	MCS0	36	5180	7.31	8.12	7.25	7.10	13.48	29.00
11ax-HE20	MCS0	44	5220	7.32	7.82	7.27	6.99	13.38	29.00
11ax-HE20	MCS0	48	5240	7.27	8.00	7.42	7.65	13.61	29.00
11ax-HE20	MCS0	52	5260	9.10	9.39	9.43	8.99	15.25	22.98
11ax-HE20	MCS0	60	5300	8.79	9.11	9.08	8.62	14.93	22.98
11ax-HE20	MCS0	64	5320	8.87	9.33	8.96	8.75	15.00	22.98
11ax-HE20	MCS0	100	5500	8.92	9.43	8.77	8.79	15.01	22.98
11ax-HE20	MCS0	116	5580	8.77	9.51	8.99	9.38	15.19	22.98
11ax-HE20	MCS0	140	5700	9.00	9.56	9.07	8.95	15.17	22.98
11ax-HE20	MCS0	144	5720	8.88	9.53	8.66	8.96	15.04	21.90
11ax-HE20	MCS0	149	5745	21.25	22.20	21.56	21.90	27.76	29.00
11ax-HE20	MCS0	157	5785	20.60	21.43	20.89	21.49	27.14	29.00
11ax-HE20	MCS0	165	5825	21.01	21.70	21.52	21.71	27.51	29.00

Test Mode	Data Rate MCS	Channel No.	Freq. (MHz)	Average Power (dBm)				Total Average Power (dBm)	Average Power Limit (dBm)
				Ant 0	Ant 1	Ant 2	Ant 3		
11ax-HE40	MCS0	38	5190	7.25	7.80	7.11	6.82	13.28	29.00
11ax-HE40	MCS0	46	5230	7.22	7.75	7.23	6.92	13.31	29.00
11ax-HE40	MCS0	54	5270	12.00	12.75	12.17	12.16	18.30	22.98
11ax-HE40	MCS0	62	5310	12.33	12.89	12.30	12.22	18.46	22.98
11ax-HE40	MCS0	102	5510	12.42	12.89	12.42	12.15	18.50	22.98
11ax-HE40	MCS0	110	5550	12.46	13.13	12.50	12.47	18.67	22.98
11ax-HE40	MCS0	134	5670	11.86	12.31	12.22	12.05	18.13	22.98
11ax-HE40	MCS0	142	5710	12.23	12.71	12.42	12.21	18.42	22.98
11ax-HE40	MCS0	151	5755	21.18	21.96	21.42	22.15	27.72	29.00
11ax-HE40	MCS0	159	5795	20.82	21.72	20.89	21.66	27.31	29.00
11ax-HE80	MCS0	42	5210	7.50	8.39	7.62	7.66	13.83	29.00
11ax-HE80	MCS0	58	5290	15.26	15.68	15.28	15.02	21.34	22.98
11ax-HE80	MCS0	106	5530	14.89	15.81	15.13	15.18	21.29	22.98
11ax-HE80	MCS0	122	5610	14.25	14.99	15.03	15.03	20.86	22.98
11ax-HE80	MCS0	138	5690	14.83	15.13	14.98	14.86	20.97	22.98
11ax-HE80	MCS0	155	5775	18.56	19.33	18.72	19.18	24.98	29.00
11ax-HE80+80	MCS0	42	5210	10.66	11.02	--	--	13.85	29.00
		58	5290	--	--	10.80	10.83	13.83	22.98
11ax-HE80+80	MCS0	106	5530	13.89	14.77	--	--	20.43	22.98
		122	5610	--	--	14.31	14.62		

Note 1: Total Average Power (dBm) = 10*log {$10^{(\text{Ant 0 Average Power /10})}$ + $10^{(\text{Ant 1 Average Power /10})}$ +$10^{(\text{Ant 2 Average Power /10})}$ + $10^{(\text{Ant 3 Average Power /10})}$};

For 80+80 bandwidth, Total Average Power (dBm) = 10*log {$10^{(\text{Ant 0 Average Power /10})}$ + $10^{(\text{Ant 1 Average Power /10})}$} or 10*log {$10^{(\text{Ant 2 Average Power /10})}$ + $10^{(\text{Ant 3 Average Power /10})}$}.

Note 2: For Band-Crossing channel, Average Power Limit = 23.98dBm or $11+10*\log_{10}EBW_{2C}$ which is less.

Test Site	WZ-TR3	Test Engineer	Lynn Yang
Test Date	2023-05-27~2023-06-20	Test Mode	AP Mode
Antenna No.	1#		

Test Mode	Data Rate MCS	Channel No.	Freq. (MHz)	Total Average Power (dBm)	Maximum EIRP above 30 degrees (dBm)	Limit (dBm)
11a	6Mbps	36	5180	13.35	20.35	21.00
11a	6Mbps	44	5220	13.22	20.22	21.00
11a	6Mbps	48	5240	13.35	20.35	21.00
11ac-VHT20	MCS0	36	5180	13.32	20.32	21.00
11ac-VHT20	MCS0	44	5220	13.59	20.59	21.00
11ac-VHT20	MCS0	48	5240	13.24	20.24	21.00
11ac-VHT40	MCS0	38	5190	13.65	20.65	21.00
11ac-VHT40	MCS0	46	5230	13.85	20.85	21.00
11ac-VHT80	MCS0	42	5210	13.72	20.72	21.00
11ac-VHT80+80	MCS0	42 + 58	5210 + 5290	13.16(U-NII 1)	20.16	21.00
11ax-HE20	MCS0	36	5180	13.48	20.48	21.00
11ax-HE20	MCS0	44	5220	13.38	20.38	21.00
11ax-HE20	MCS0	48	5240	13.61	20.61	21.00
11ax-HE40	MCS0	38	5190	13.28	20.28	21.00
11ax-HE40	MCS0	46	5230	13.31	20.31	21.00
11ax-HE80	MCS0	42	5210	13.83	20.83	21.00
11ax-HE80+80	MCS0	42 + 58	5210 + 5290	13.85(U-NII 1)	20.85	21.00

Note: Maximum EIRP above 30 degrees (dBm) = Total Average Power (dBm) + Maximum Antenna Gain above 30 degrees (dBi).

Test Site	WZ-TR3	Test Engineer	Lynn Yang
Test Date	2023-05-27~2023-06-20	Test Mode	AP Mode
Antenna No.	2#		

Test Mode	Data Rate MCS	Channel No.	Freq. (MHz)	Average Power (dBm)				Total Average Power (dBm)	Average Power Limit (dBm)
				Ant 0	Ant 1	Ant 2	Ant 3		
11a	6Mbps	36	5180	6.56	7.36	6.92	6.63	12.90	20.50
11a	6Mbps	44	5220	6.70	7.40	6.99	6.90	13.03	20.50
11a	6Mbps	48	5240	6.59	6.67	6.86	6.14	12.59	20.50
11a	6Mbps	52	5260	1.02	0.82	0.51	0.53	6.75	14.21
11a	6Mbps	60	5300	0.70	-0.47	-0.04	0.68	6.27	14.21
11a	6Mbps	64	5320	1.19	-0.55	-0.51	1.27	6.46	14.21
11a	6Mbps	100	5500	0.17	0.79	0.73	-0.18	6.42	14.21
11a	6Mbps	116	5580	0.06	0.90	-0.69	0.27	6.19	14.21
11a	6Mbps	140	5700	0.52	0.83	0.12	0.49	6.52	14.21
11a	6Mbps	144	5720	0.32	0.73	0.17	0.21	6.38	13.10
11a	6Mbps	149	5745	14.10	14.35	14.12	14.26	20.23	20.50
11a	6Mbps	157	5785	13.88	14.02	13.72	14.36	20.02	20.50
11a	6Mbps	165	5825	13.95	14.35	14.39	14.62	20.35	20.50
11ac-VHT20	MCS0	36	5180	6.45	7.42	7.02	6.42	12.87	20.50
11ac-VHT20	MCS0	44	5220	6.92	7.39	7.35	6.80	13.14	20.50
11ac-VHT20	MCS0	48	5240	6.47	6.52	6.93	6.00	12.51	20.50
11ac-VHT20	MCS0	52	5260	0.65	0.28	0.02	0.09	6.29	14.48
11ac-VHT20	MCS0	60	5300	0.58	-0.66	-0.05	0.91	6.26	14.48
11ac-VHT20	MCS0	64	5320	0.72	-0.82	-0.36	1.19	6.28	14.48
11ac-VHT20	MCS0	100	5500	0.51	0.76	0.87	0.41	6.66	14.48
11ac-VHT20	MCS0	116	5580	0.44	1.23	-0.14	0.41	6.53	14.48
11ac-VHT20	MCS0	140	5700	0.45	0.80	0.19	0.45	6.50	14.48
11ac-VHT20	MCS0	144	5720	0.50	0.85	0.42	0.35	6.55	13.28
11ac-VHT20	MCS0	149	5745	13.93	14.21	14.22	14.37	20.21	20.50
11ac-VHT20	MCS0	157	5785	14.12	14.02	13.76	14.20	20.05	20.50
11ac-VHT20	MCS0	165	5825	13.46	14.17	13.91	14.32	20.00	20.50

Test Mode	Data Rate MCS	Channel No.	Freq. (MHz)	Average Power (dBm)				Total Average Power (dBm)	Average Power Limit (dBm)
				Ant 0	Ant 1	Ant 2	Ant 3		
11ac-VHT40	MCS0	38	5190	6.70	7.75	6.73	6.20	12.90	20.50
11ac-VHT40	MCS0	46	5230	6.60	7.38	6.71	6.25	12.78	20.50
11ac-VHT40	MCS0	54	5270	3.55	3.05	3.30	2.75	9.19	14.48
11ac-VHT40	MCS0	62	5310	3.46	3.45	3.42	3.08	9.38	14.48
11ac-VHT40	MCS0	102	5510	3.40	3.67	3.43	2.88	9.38	14.48
11ac-VHT40	MCS0	110	5550	3.39	3.78	3.53	2.89	9.43	14.48
11ac-VHT40	MCS0	134	5670	3.35	3.98	3.77	3.24	9.62	14.48
11ac-VHT40	MCS0	142	5710	3.35	3.49	3.42	3.25	9.40	14.48
11ac-VHT40	MCS0	151	5755	14.23	14.13	14.16	14.28	20.22	20.50
11ac-VHT40	MCS0	159	5795	13.93	14.25	13.93	14.38	20.15	20.50
11ac-VHT80	MCS0	42	5210	6.32	7.63	6.80	6.28	12.81	20.50
11ac-VHT80	MCS0	58	5290	5.80	5.78	5.64	5.41	11.68	14.48
11ac-VHT80	MCS0	106	5530	6.58	6.86	6.60	5.99	12.54	14.48
11ac-VHT80	MCS0	122	5610	6.33	6.66	6.39	6.30	12.44	14.48
11ac-VHT80	MCS0	138	5690	6.18	6.43	6.20	6.08	12.25	14.48
11ac-VHT80	MCS0	155	5775	13.99	14.01	13.65	14.12	19.97	20.50
11ac-VHT80+80	MCS0	42	5210	9.73	9.88	--	--	12.82	20.50
		58	5290	--	--	9.73	9.62	12.69	14.48
11ac-VHT80+80	MCS0	106	5530	4.01	4.83	--	--	10.38	14.48
		122	5610	--	--	4.23	4.33		
11ax-HE20	MCS0	36	5180	6.92	7.71	7.63	6.81	13.31	20.50
11ax-HE20	MCS0	44	5220	6.62	7.26	6.85	6.75	12.90	20.50
11ax-HE20	MCS0	48	5240	6.81	6.83	6.96	6.36	12.77	20.50
11ax-HE20	MCS0	52	5260	0.72	0.37	0.33	0.48	6.50	14.48
11ax-HE20	MCS0	60	5300	1.30	0.01	0.33	1.66	6.90	14.48
11ax-HE20	MCS0	64	5320	1.28	-0.42	0.08	1.68	6.76	14.48
11ax-HE20	MCS0	100	5500	1.28	1.59	1.75	0.92	7.42	14.48
11ax-HE20	MCS0	116	5580	1.01	1.25	0.66	0.46	6.88	14.48
11ax-HE20	MCS0	140	5700	0.80	0.81	0.76	0.47	6.73	14.48
11ax-HE20	MCS0	144	5720	0.23	0.93	0.17	0.51	6.49	13.40
11ax-HE20	MCS0	149	5745	13.95	14.06	13.89	13.90	19.97	20.50
11ax-HE20	MCS0	157	5785	13.95	14.15	13.96	14.31	20.12	20.50
11ax-HE20	MCS0	165	5825	13.41	14.38	14.20	14.41	20.14	20.50

Test Mode	Data Rate MCS	Channel No.	Freq. (MHz)	Average Power (dBm)				Total Average Power (dBm)	Average Power Limit (dBm)
				Ant 0	Ant 1	Ant 2	Ant 3		
11ax-HE40	MCS0	38	5190	7.26	7.80	7.10	6.83	13.28	20.50
11ax-HE40	MCS0	46	5230	7.02	7.72	7.25	6.92	13.26	20.50
11ax-HE40	MCS0	54	5270	3.55	3.03	3.49	2.86	9.26	14.48
11ax-HE40	MCS0	62	5310	3.75	3.38	3.57	3.06	9.47	14.48
11ax-HE40	MCS0	102	5510	3.58	3.76	3.58	2.92	9.49	14.48
11ax-HE40	MCS0	110	5550	3.45	3.88	3.60	3.02	9.52	14.48
11ax-HE40	MCS0	134	5670	3.36	4.18	3.96	3.28	9.73	14.48
11ax-HE40	MCS0	142	5710	3.18	3.56	3.55	3.25	9.41	14.48
11ax-HE40	MCS0	151	5755	14.23	14.12	14.10	14.39	20.23	20.50
11ax-HE40	MCS0	159	5795	14.09	14.22	13.95	14.50	20.22	20.50
11ax-HE80	MCS0	42	5210	6.91	7.60	6.91	6.72	13.07	20.50
11ax-HE80	MCS0	58	5290	6.45	6.39	6.15	6.01	12.27	14.48
11ax-HE80	MCS0	106	5530	6.83	7.04	6.68	6.08	12.69	14.48
11ax-HE80	MCS0	122	5610	6.60	6.81	6.69	6.37	12.64	14.48
11ax-HE80	MCS0	138	5690	6.32	6.52	6.35	6.28	12.39	14.48
11ax-HE80	MCS0	155	5775	14.25	14.11	13.83	14.35	20.16	20.50
11ax-HE80+80	MCS0	42	5210	8.24	8.47	--	--	11.37	20.50
		58	5290	--	--	8.61	8.27	11.45	14.48
11ax-HE80+80	MCS0	106	5530	7.55	8.52	--	--	13.98	14.48
		122	5610	--	--	7.82	7.89		

Note 1: Total Average Power (dBm) = 10*log {$10^{(\text{Ant 0 Average Power /10})}$ + $10^{(\text{Ant 1 Average Power /10})}$ +$10^{(\text{Ant 2 Average Power /10})}$ + $10^{(\text{Ant 3 Average Power /10})}$};

For 80+80 bandwidth, Total Average Power (dBm) = 10*log {$10^{(\text{Ant 0 Average Power /10})}$ + $10^{(\text{Ant 1 Average Power /10})}$} or 10*log {$10^{(\text{Ant 2 Average Power /10})}$ + $10^{(\text{Ant 3 Average Power /10})}$}.

Note 2: For Band-Crossing channel, Average Power Limit = 23.98dBm or 11+10*$\log_{10}$$EBW_{2C}$ which is less.

Test Site	WZ-TR3	Test Engineer	Lynn Yang
Test Date	2023-05-27~2023-06-20	Test Mode	AP Mode
Antenna No.	2#		

Test Mode	Data Rate MCS	Channel No.	Freq. (MHz)	Total Average Power (dBm)	Maximum EIRP above 30 degrees (dBm)	Limit (dBm)
11a	6Mbps	36	5180	12.90	20.51	21.00
11a	6Mbps	44	5220	13.03	20.64	21.00
11a	6Mbps	48	5240	12.59	20.20	21.00
11ac-VHT20	MCS0	36	5180	12.87	20.48	21.00
11ac-VHT20	MCS0	44	5220	13.14	20.75	21.00
11ac-VHT20	MCS0	48	5240	12.51	20.12	21.00
11ac-VHT40	MCS0	38	5190	12.90	20.51	21.00
11ac-VHT40	MCS0	46	5230	12.78	20.39	21.00
11ac-VHT80	MCS0	42	5210	12.81	20.42	21.00
11ac-VHT80+80	MCS0	42 + 58	5210 + 5290	12.82(U-NII 1)	20.43	21.00
11ax-HE20	MCS0	36	5180	13.31	20.92	21.00
11ax-HE20	MCS0	44	5220	12.90	20.51	21.00
11ax-HE20	MCS0	48	5240	12.77	20.38	21.00
11ax-HE40	MCS0	38	5190	13.28	20.89	21.00
11ax-HE40	MCS0	46	5230	13.26	20.87	21.00
11ax-HE80	MCS0	42	5210	13.07	20.68	21.00
11ax-HE80+80	MCS0	42 + 58	5210 + 5290	11.37(U-NII 1)	18.98	21.00

Note: Maximum EIRP above 30 degrees (dBm) = Total Average Power (dBm) + Maximum Antenna Gain above 30 degrees (dBi).

A.5 Power Spectral Density Test Result

Test Site	WZ-TR3	Test Engineer	Lynn Yang
Test Date	2023-05-28~2023-06-26	Test Mode	AP Mode
Antenna No.	1#		
Test Item	Power Spectral Density (UNII-Band 1 & UNII-2a & UNII-2c)		

Test Mode	Data Rate/ MCS	Channel No.	Freq. (MHz)	AVPSD (dBm/ MHz)				Duty Cycle (%)	Total PSD (dBm/ MHz)	PSD Limit (dBm/MHz)
				Ant 0	Ant 1	Ant 2	Ant 3			
11a	6Mbps	36	5180	-4.596	-3.815	-4.957	-5.036	96.48	1.60	9.98
11a	6Mbps	44	5220	-4.910	-4.492	-5.079	-5.332	96.48	1.23	9.98
11a	6Mbps	48	5240	-4.455	-4.089	-4.637	-4.340	96.48	1.80	9.98
11a	6Mbps	52	5260	-3.021	-2.567	-3.143	-3.072	96.48	3.23	3.98
11a	6Mbps	60	5300	-2.647	-2.687	-2.630	-2.973	96.48	3.44	3.98
11a	6Mbps	64	5320	-2.565	-2.476	-2.842	-2.783	96.48	3.51	3.98
11a	6Mbps	100	5500	-2.804	-2.424	-3.010	-3.085	96.48	3.35	3.98
11a	6Mbps	116	5580	-2.517	-2.030	-2.898	-2.442	96.48	3.72	3.98
11a	6Mbps	140	5700	-2.997	-2.551	-3.009	-3.148	96.48	3.26	3.98
11a	6Mbps	144	5720	-2.859	-1.925	-2.795	-2.975	96.48	3.56	3.98
11ac-VHT20	MCS0	36	5180	-5.127	-4.420	-5.457	-5.695	86.95	1.48	9.98
11ac-VHT20	MCS0	44	5220	-5.253	-4.601	-4.934	-5.339	86.95	1.61	9.98
11ac-VHT20	MCS0	48	5240	-5.099	-4.526	-5.396	-5.254	86.95	1.57	9.98
11ac-VHT20	MCS0	52	5260	-3.095	-2.657	-3.374	-3.551	86.95	3.47	3.98
11ac-VHT20	MCS0	60	5300	-2.906	-2.800	-2.867	-3.022	86.95	3.73	3.98
11ac-VHT20	MCS0	64	5320	-3.214	-2.785	-3.328	-3.567	86.95	3.41	3.98
11ac-VHT20	MCS0	100	5500	-3.583	-2.516	-3.275	-3.243	86.95	3.49	3.98
11ac-VHT20	MCS0	116	5580	-3.176	-2.374	-3.490	-3.322	86.95	3.56	3.98
11ac-VHT20	MCS0	140	5700	-3.104	-3.408	-2.804	-2.189	86.95	3.78	3.98
11ac-VHT20	MCS0	144	5720	-3.575	-2.647	-3.297	-3.300	86.95	3.44	3.98
11ac-VHT40	MCS0	38	5190	-7.435	-6.873	-7.913	-7.826	86.95	-0.86	9.98
11ac-VHT40	MCS0	46	5230	-7.796	-7.002	-7.993	-8.209	86.95	-1.10	9.98
11ac-VHT40	MCS0	54	5270	-3.371	-3.061	-3.361	-3.586	86.95	3.29	3.98
11ac-VHT40	MCS0	62	5310	-2.916	-2.811	-3.027	-3.061	86.95	3.68	3.98
11ac-VHT40	MCS0	102	5510	-2.756	-2.362	-3.234	-3.207	86.95	3.75	3.98
11ac-VHT40	MCS0	110	5550	-2.777	-2.445	-2.835	-2.978	86.95	3.87	3.98
11ac-VHT40	MCS0	134	5670	-3.007	-2.500	-2.635	-3.053	86.95	3.84	3.98
11ac-VHT40	MCS0	142	5710	-2.913	-2.536	-2.977	-2.972	86.95	3.78	3.98

Test Mode	Data Rate/ MCS	Channel No.	Freq. (MHz)	AVPSD (dBm/ MHz)				Duty Cycle (%)	Total PSD (dBm/ MHz)	PSD Limit (dBm/MHz)
				Ant 0	Ant 1	Ant 2	Ant 3			
11ac-VHT80	MCS0	42	5210	-10.828	-10.339	-11.108	-11.218	86.75	-4.22	9.98
11ac-VHT80	MCS0	58	5290	-4.538	-3.694	-3.897	-3.898	86.75	2.64	3.98
11ac-VHT80	MCS0	106	5530	-3.319	-2.623	-3.309	-3.370	86.75	3.49	3.98
11ac-VHT80	MCS0	122	5610	-3.799	-2.353	-2.828	-2.696	86.75	3.75	3.98
11ac-VHT80	MCS0	138	5690	-3.654	-2.480	-3.195	-3.046	86.75	3.56	3.98
11ac-VHT80 +80	MCS0	42	5210	-8.712	-8.387	--	--	86.75	-4.92	9.98
	MCS0	58	5290	--	--	-7.976	-7.929	86.75	-4.32	3.98
11ac-VHT80 +80	MCS0	106	5530	-4.821	-3.921	--	--	86.75	-0.72	3.98
	MCS0	122	5610	--	--	-4.449	-4.202	86.75	-0.70	3.98
11ax-HE20	MCS0	36	5180	-5.474	-4.245	-5.125	-5.311	93.53	1.30	9.98
11ax-HE20	MCS0	44	5220	-5.301	-4.800	-5.625	-5.659	93.53	0.98	9.98
11ax-HE20	MCS0	48	5240	-5.060	-4.660	-5.534	-5.059	93.53	1.24	9.98
11ax-HE20	MCS0	52	5260	-2.816	-2.809	-3.022	-3.153	93.53	3.36	3.98
11ax-HE20	MCS0	60	5300	-3.007	-2.557	-3.081	-3.090	93.53	3.38	3.98
11ax-HE20	MCS0	64	5320	-2.791	-2.879	-3.172	-3.172	93.53	3.31	3.98
11ax-HE20	MCS0	100	5500	-3.430	-2.572	-3.486	-3.263	93.53	3.14	3.98
11ax-HE20	MCS0	116	5580	-3.283	-2.481	-3.302	-2.921	93.53	3.33	3.98
11ax-HE20	MCS0	140	5700	-3.036	-2.486	-3.286	-3.124	93.53	3.34	3.98
11ax-HE20	MCS0	144	5720	-2.914	-2.131	-3.278	-2.962	93.53	3.51	3.98
11ax-HE40	MCS0	38	5190	-7.568	-7.088	-8.073	-8.207	93.78	-1.41	9.98
11ax-HE40	MCS0	46	5230	-7.665	-7.675	-8.050	-8.492	93.78	-1.66	9.98
11ax-HE40	MCS0	54	5270	-2.700	-2.434	-2.760	-2.866	93.78	3.61	3.98
11ax-HE40	MCS0	62	5310	-2.454	-2.071	-2.809	-2.496	93.78	3.85	3.98
11ax-HE40	MCS0	102	5510	-2.436	-1.953	-2.998	-3.138	93.78	3.69	3.98
11ax-HE40	MCS0	110	5550	-2.459	-2.134	-2.507	-2.617	93.78	3.87	3.98
11ax-HE40	MCS0	134	5670	-3.116	-2.663	-2.783	-3.265	93.78	3.35	3.98
11ax-HE40	MCS0	142	5710	-2.445	-1.985	-2.608	-2.763	93.78	3.86	3.98
11ax-HE80	MCS0	42	5210	-10.539	-10.289	-10.913	-10.748	94.76	-4.36	9.98
11ax-HE80	MCS0	58	5290	-2.441	-2.373	-2.481	-2.681	94.76	3.76	3.98
11ax-HE80	MCS0	106	5530	-2.664	-1.631	-2.886	-2.884	94.76	3.77	3.98
11ax-HE80	MCS0	122	5610	-3.710	-2.583	-3.016	-2.540	94.76	3.32	3.98
11ax-HE80	MCS0	138	5690	-3.091	-2.553	-3.299	-3.131	94.76	3.25	3.98

Test Mode	Data Rate/ MCS	Channel No.	Freq. (MHz)	AVPSD (dBm/ MHz)				Duty Cycle (%)	Total PSD (dBm/ MHz)	PSD Limit (dBm/MHz)
				Ant 0	Ant 1	Ant 2	Ant 3			
11ax-HE80+80	MCS0	42	5210	-7.879	-7.575	--	--	93.78	-4.44	9.98
		58	5290	--	--	-7.264	-7.170	93.78	-3.93	3.98
11ax-HE80+80	MCS0	106	5530	-3.894	-3.059	--	--	93.78	-0.17	3.98
		122	5610	--		-3.475	-3.200	93.78	-0.05	3.98

Note: The total PSD (dBm/MHz) =10*log {$10^{(\text{Ant 0 AVGPSD/10})}$ + $10^{(\text{Ant 1 AVGPSD/10})}$ +$10^{(\text{Ant 2 AVGPSD/10})}$ + $10^{(\text{Ant 3 AVGPSD/10})}$} +10*log (1/Duty cycle);

For 80+80 bandwidth, The total PSD (dBm/MHz) =10*log {$10^{(\text{Ant 0 AVGPSD/10})}$ + $10^{(\text{Ant 1 AVGPSD/10})}$} +10*log (1/Duty cycle) or 10*log {$10^{(\text{Ant 2 AVGPSD/10})}$ + $10^{(\text{Ant 3 AVGPSD/10})}$} +10*log (1/Duty cycle).

Test Site	WZ-TR3	Test Engineer	Lynn Yang
Test Date	2023-05-28~2023-06-26	Test Mode	AP Mode
Antenna No.	1#		
Test Item	Power Spectral Density (UNII-Band 3)		

Test Mode	Data Rate/ MCS	Channel No.	Freq. (MHz)	AVPSD (dBm/ 510KHz)				Duty Cycle (%)	Total PSD (dBm/ 510KHz)	PSD Limit (dBm/ 500KHz)
				Ant 0	Ant 1	Ant 2	Ant 3			
11a	6Mbps	149	5745	6.772	7.518	6.602	7.486	96.48	13.29	≤ 22.98
11a	6Mbps	157	5785	6.032	6.904	6.465	6.690	96.48	12.71	≤ 22.98
11a	6Mbps	165	5825	6.829	7.350	6.379	7.368	96.48	13.18	≤ 22.98
11ac-VHT20	MCS0	149	5745	6.291	6.646	6.029	6.931	86.95	13.12	≤ 22.98
11ac-VHT20	MCS0	157	5785	4.925	6.290	5.707	6.034	86.95	12.40	≤ 22.98
11ac-VHT20	MCS0	165	5825	5.622	6.703	5.877	6.730	86.95	12.89	≤ 22.98
11ac-VHT40	MCS0	151	5755	3.015	3.796	3.186	3.976	86.95	10.14	≤ 22.98
11ac-VHT40	MCS0	159	5795	3.057	3.622	2.841	3.758	86.95	9.96	≤ 22.98
11ac-VHT80	MCS0	155	5775	-1.580	-1.004	-1.421	-0.719	86.75	5.47	≤ 22.98
11ax-HE20	MCS0	149	5745	6.013	6.763	6.186	6.642	93.53	12.72	≤ 22.98
11ax-HE20	MCS0	157	5785	5.598	6.919	5.870	6.630	93.53	12.60	≤ 22.98
11ax-HE20	MCS0	165	5825	6.051	6.446	5.855	7.163	93.53	12.72	≤ 22.98
11ax-HE40	MCS0	151	5755	3.799	4.289	3.720	4.671	93.78	10.44	≤ 22.98
11ax-HE40	MCS0	159	5795	2.927	3.678	2.693	4.201	93.78	9.72	≤ 22.98
11ax-HE80	MCS0	155	5775	-2.389	-1.875	-2.044	-1.099	94.76	4.43	≤ 22.98

Note: The total PSD (dBm/510kHz) =10*log {$10^{(\text{Ant 0 AVGPSD}/10)}$ + $10^{(\text{Ant 1 AVGPSD}/10)}$ +$10^{(\text{Ant 2 AVGPSD}/10)}$ + $10^{(\text{Ant 3 AVGPSD}/10)}$} +10*log (1/Duty cycle).

802.11a Power Spectral Density-AP Mode Ant 0	
Channel 36 (5180MHz)	Channel 44 (5220MHz)
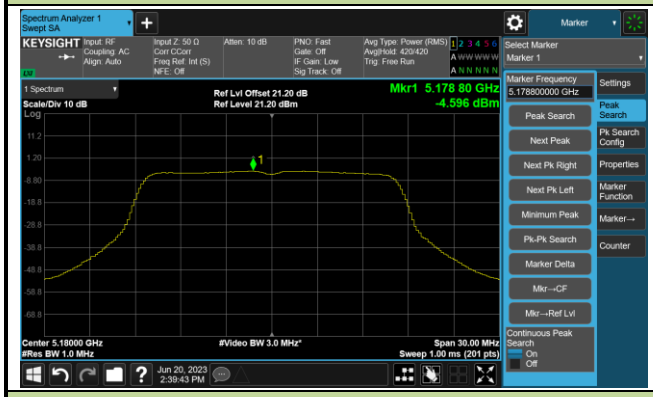	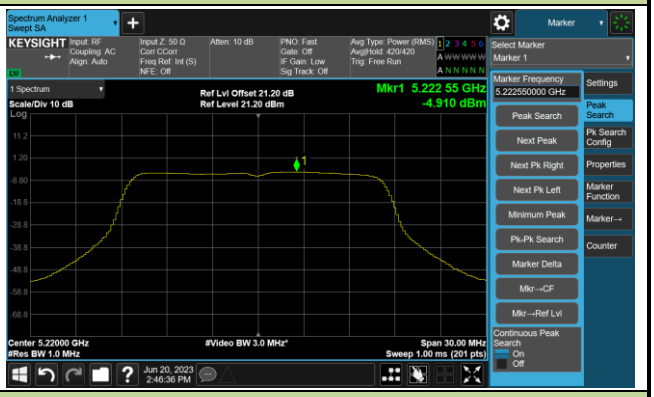
Channel 48 (5240MHz)	Channel 52 (5260MHz)
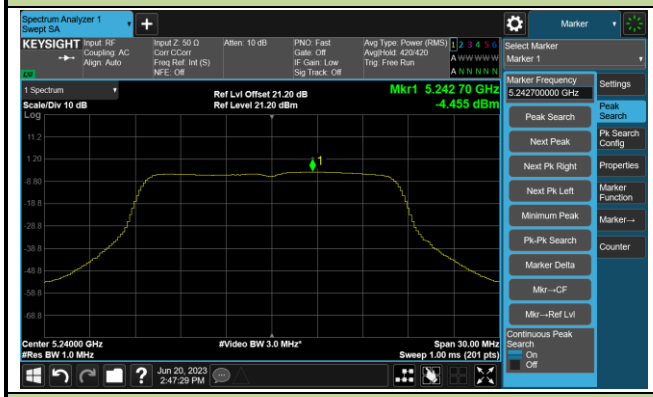	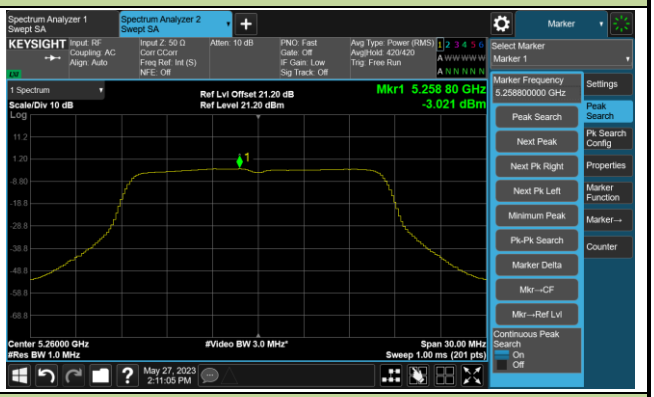
Channel 60 (5300MHz)	Channel 64 (5320MHz)
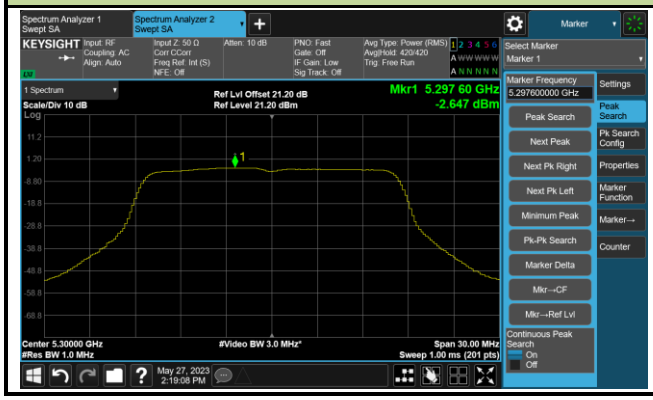	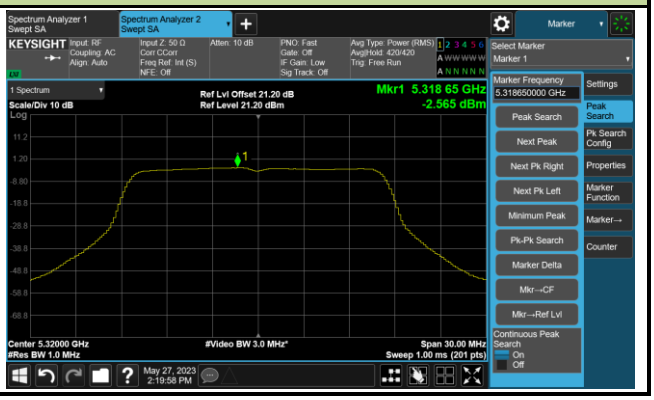

Channel 100 (5500MHz)

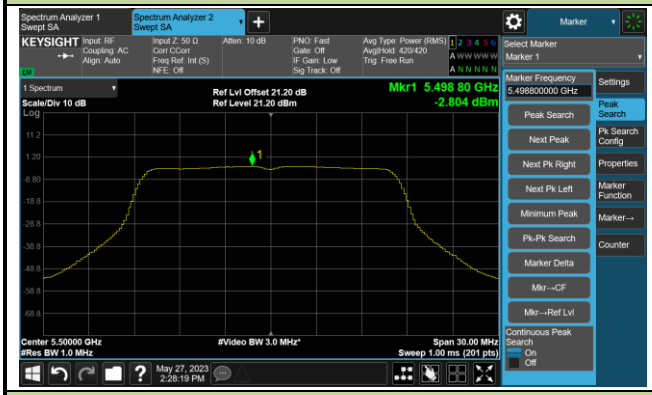

Channel 116 (5580MHz)

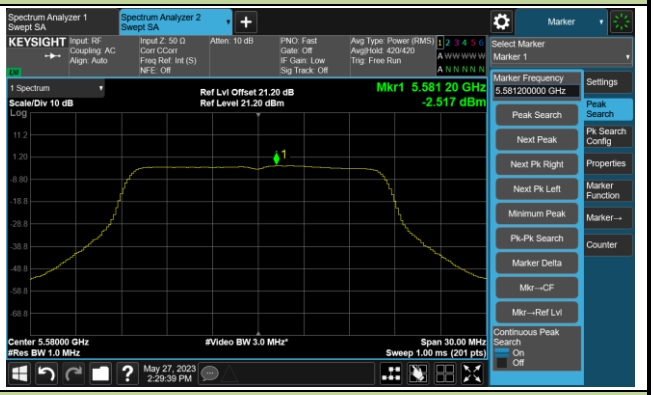

Channel 140 (5700MHz)

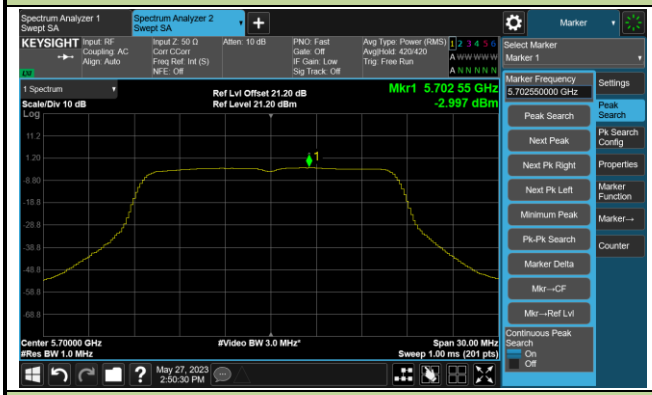

Channel 144(5720MHz)

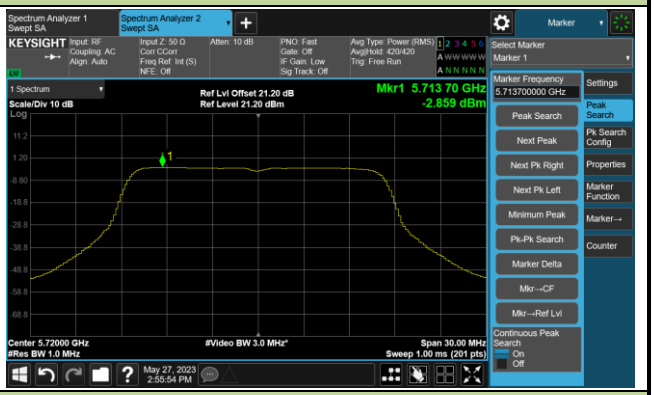

Channel 149 (5745MHz)

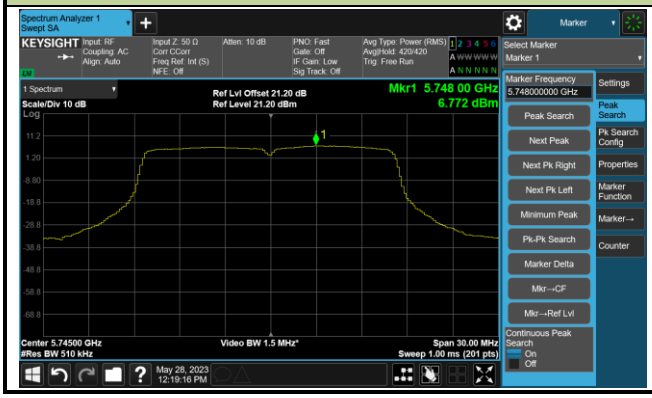

Channel 157 (5785MHz)

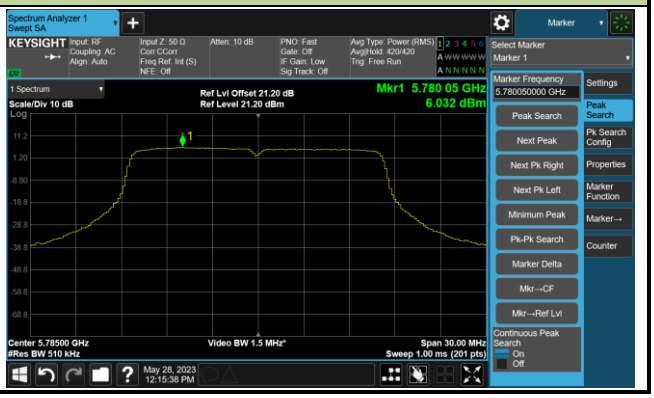

802.11a Power Spectral Density- AP Mode Ant 0	
Channel 165 (5825MHz)	
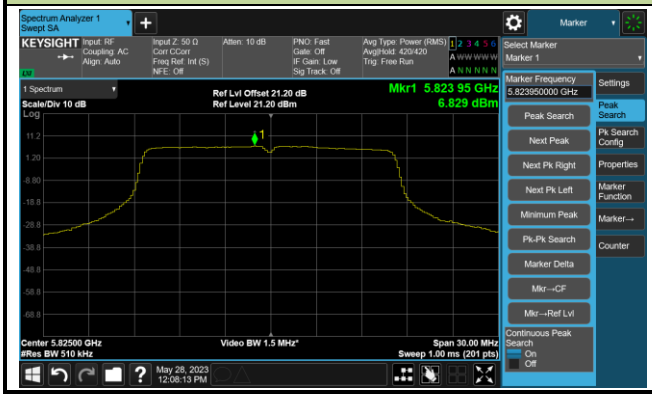	

802.11ac-VHT20 Power Spectral Density- AP Mode Ant 0	
Channel 36 (5180MHz)	Channel 44 (5220MHz)
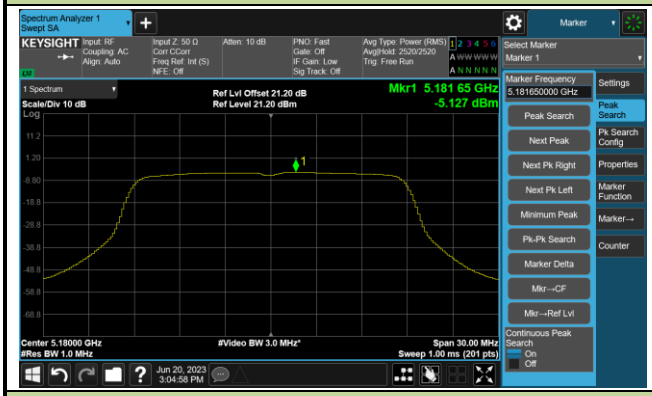	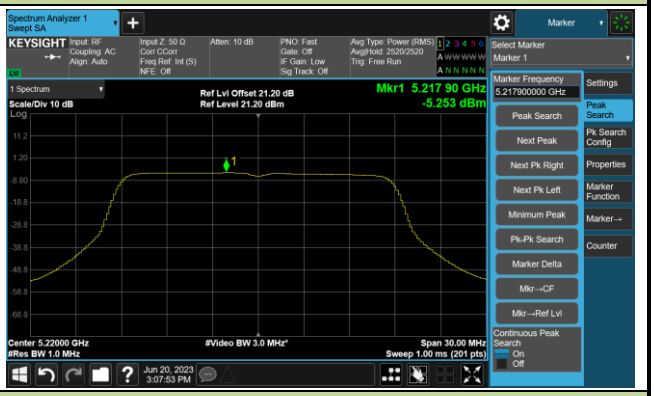
Channel 48 (5240MHz)	Channel 52 (5260MHz)
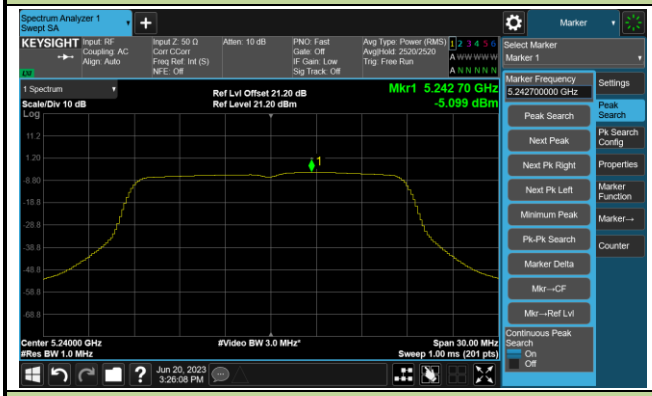	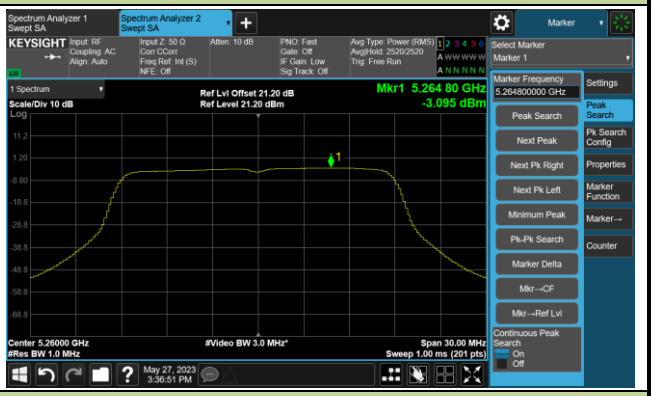
Channel 60 (5300MHz)	Channel 64 (5320MHz)
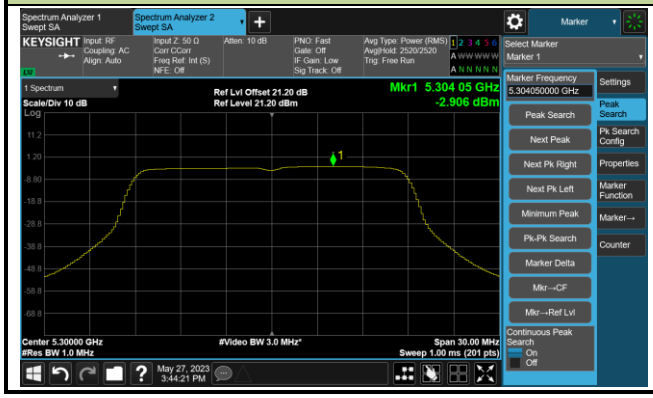	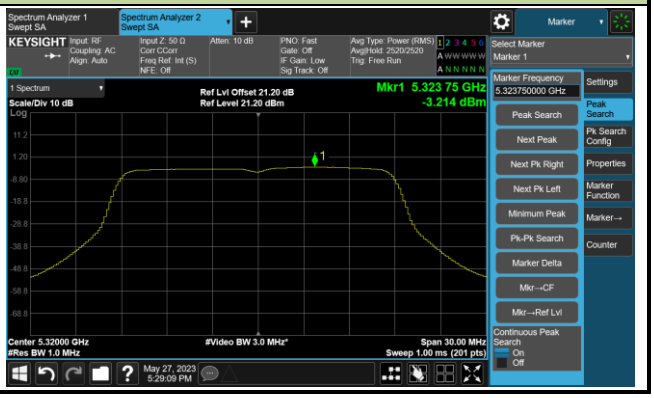

802.11ac-VHT20 Power Spectral Density- AP Mode Ant 0

Channel 100 (5500MHz)

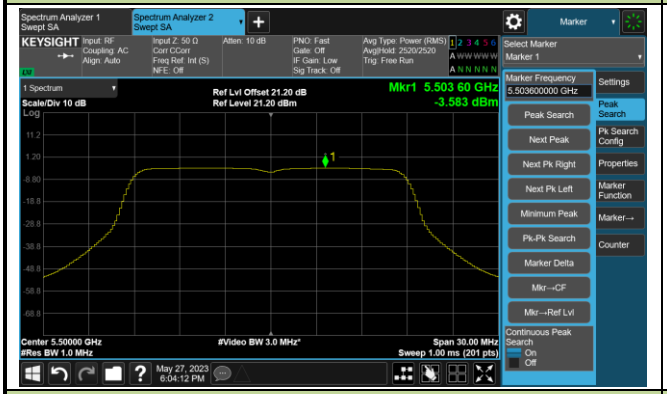

Channel 116 (5580MHz)

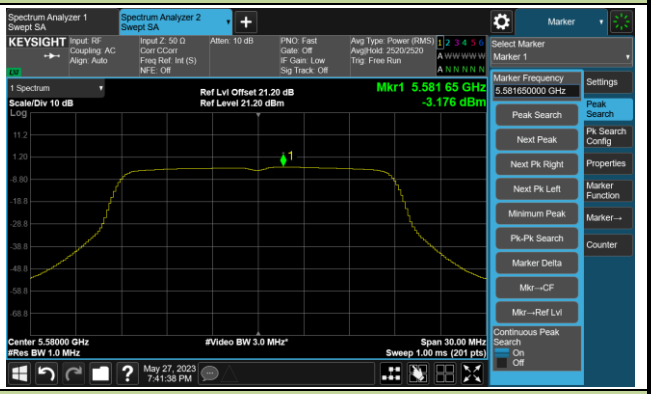

Channel 140 (5700MHz)

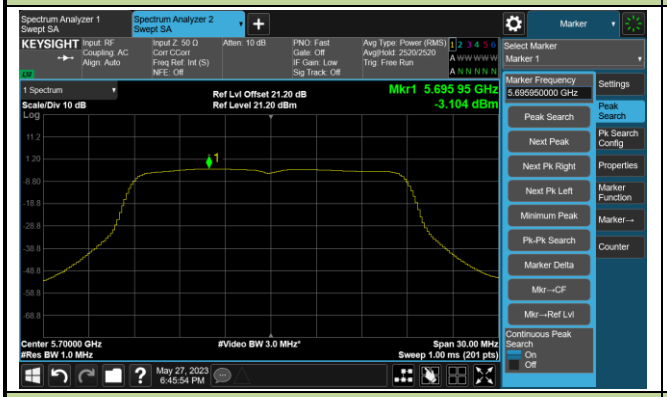

Channel 144(5720MHz)

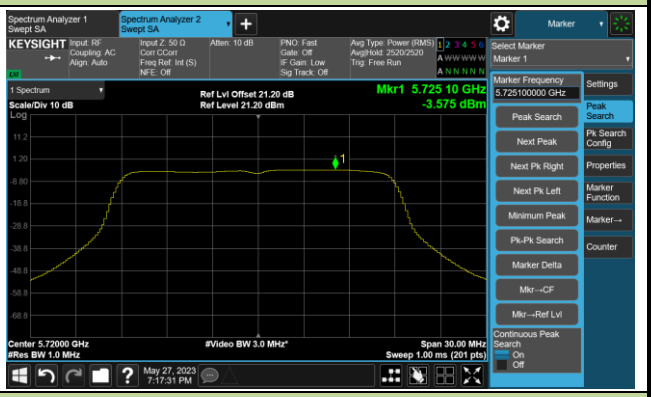

Channel 149 (5745MHz)

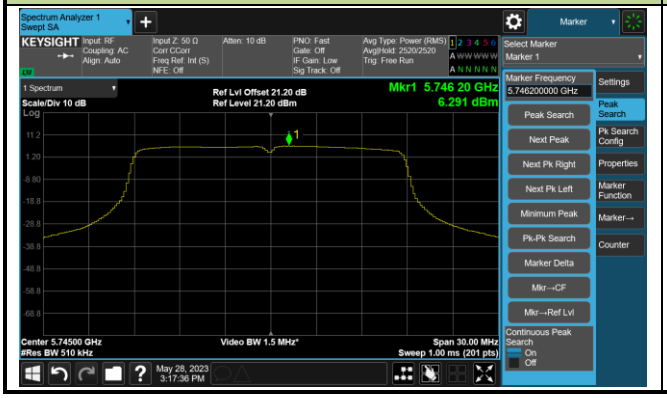

Channel 157 (5785MHz)

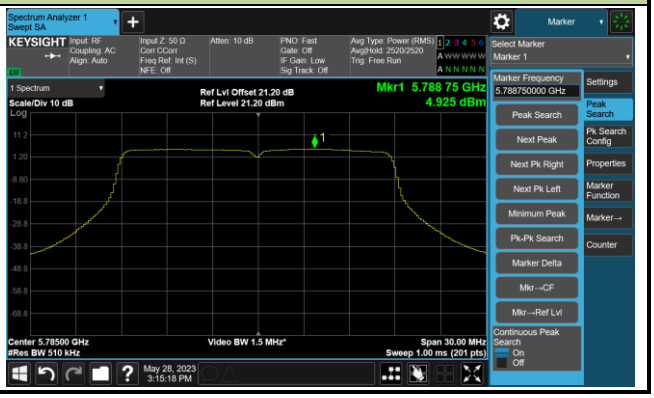

802.11ac-VHT20 Power Spectral Density- AP Mode Ant 0	
Channel 165 (5825MHz)	
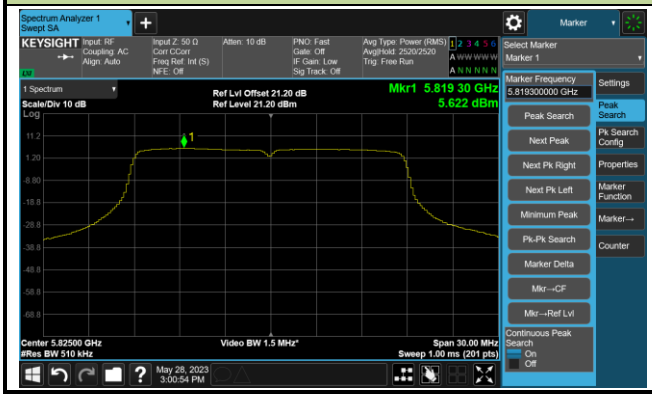	

802.11ac-VHT40 Power Spectral Density- AP Mode Ant 0

Channel 38 (5190MHz)

Channel 46 (5230MHz)

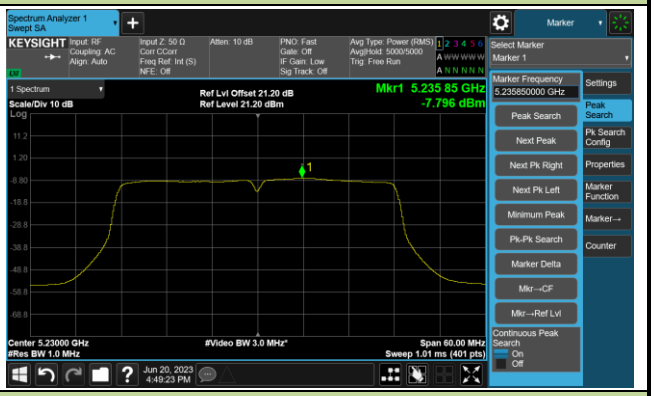

Channel 54 (5270MHz)

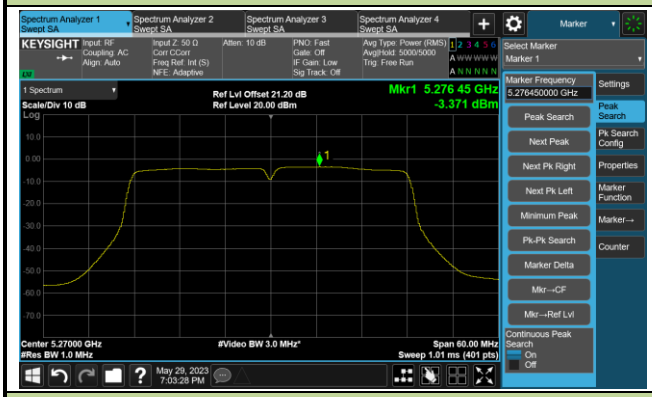

Channel 62 (5310MHz)

Channel 102 (5510MHz)

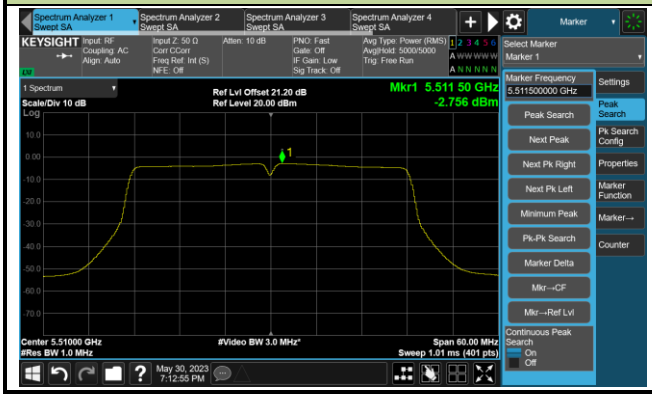

Channel 110 (5550MHz)

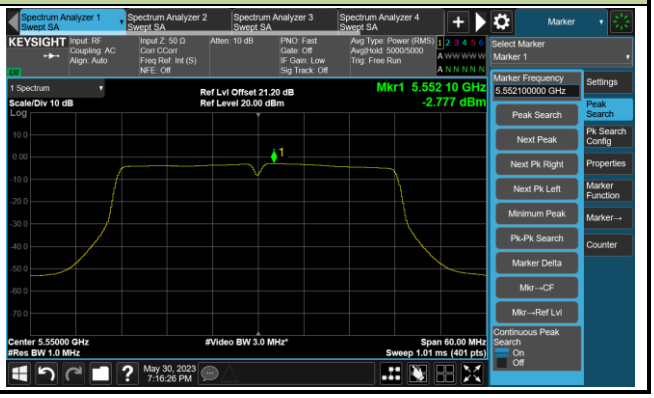

802.11ac-VHT40 Power Spectral Density- AP Mode Ant 0	
Channel 134 (5670MHz)	Channel 142(5710MHz)
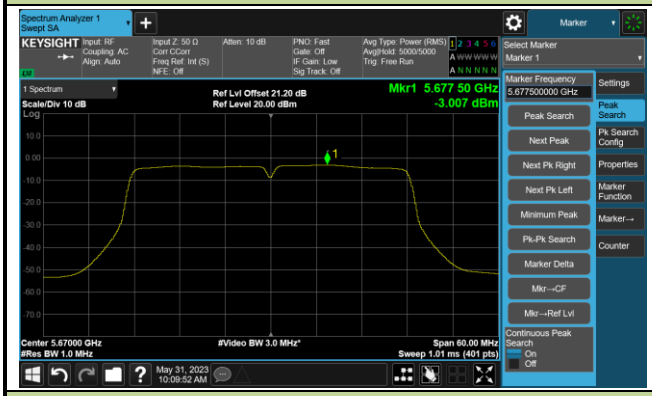	
Channel 151 (5755MHz)	Channel 159 (5795MHz)
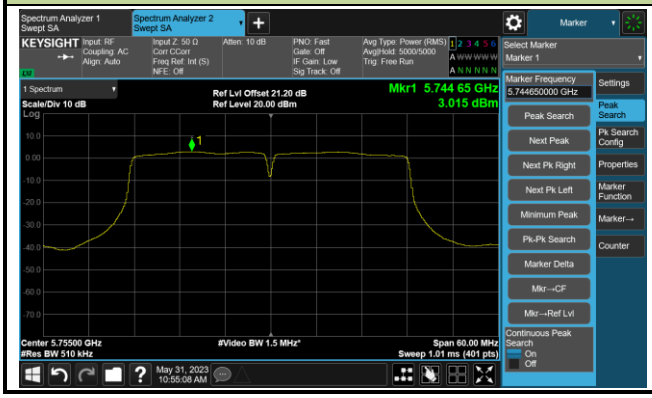	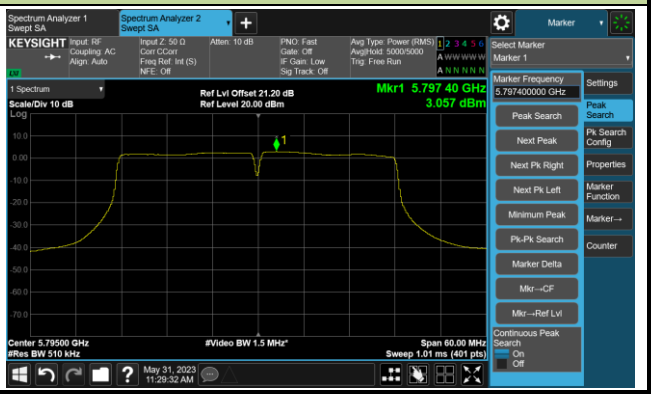

802.11ac-VHT80 Power Spectral Density- AP Mode Ant 0

Channel 42 (5210MHz)

Channel 58 (5290MHz)

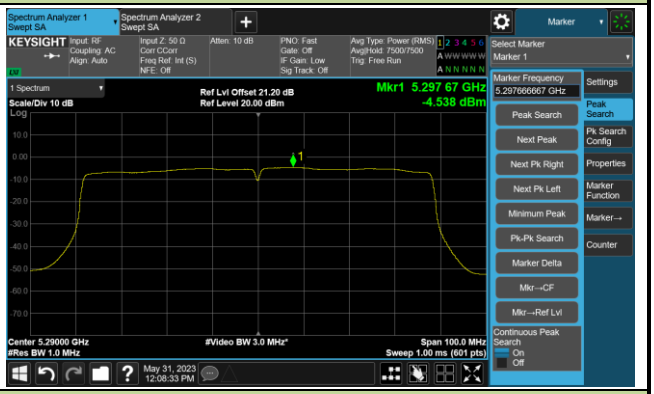

Channel 106 (5530MHz)

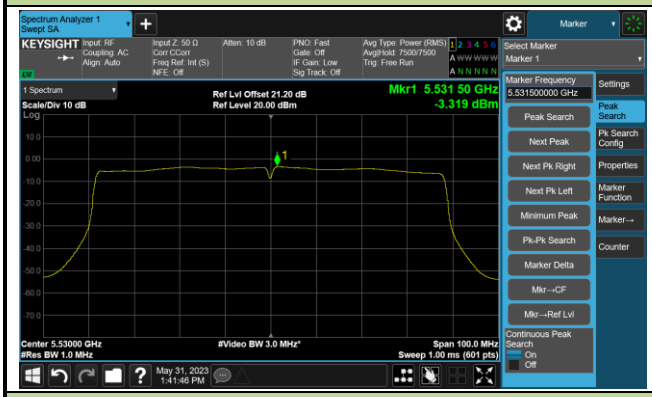

Channel 122 (5610MHz)

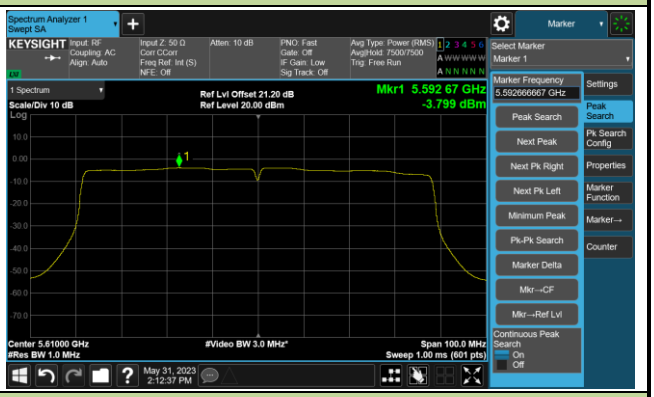

Channel 138 (5690MHz)

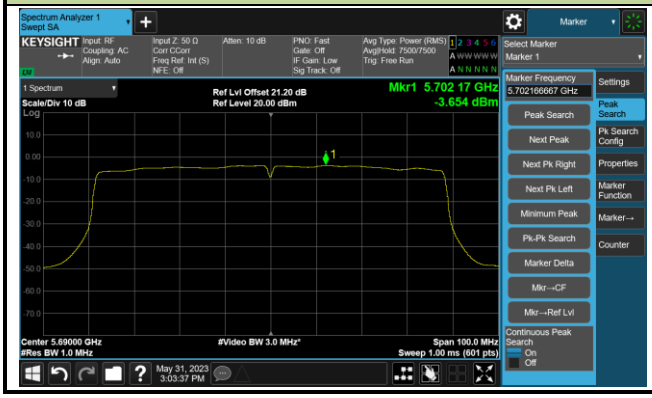

Channel 155 (5775MHz)

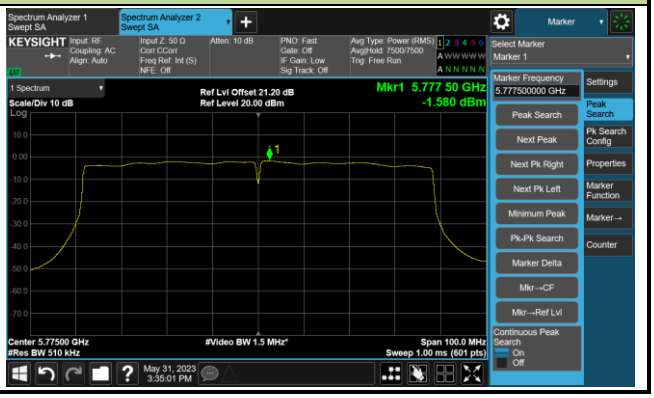

802.11ac-VHT80+80 Power Spectral Density- AP Mode Ant 0	
Channel 42+58 (5210+5290MHz)	Channel 106+122 (5530+5610MHz)
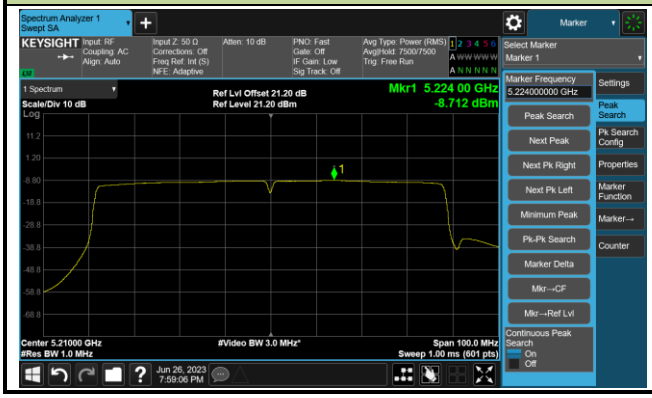	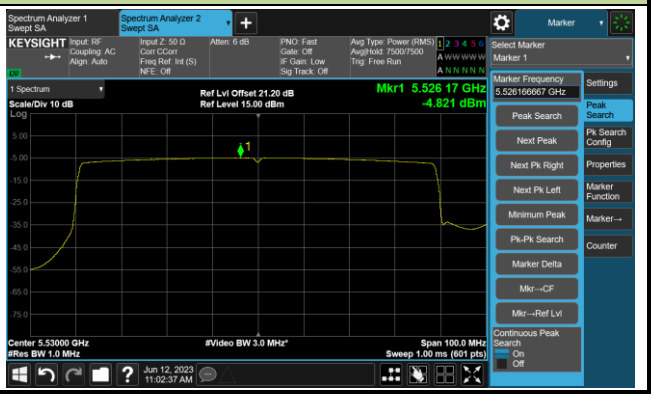

802.11ax-HE20 Power Spectral Density- AP Mode Ant 0

Channel 36 (5180MHz)

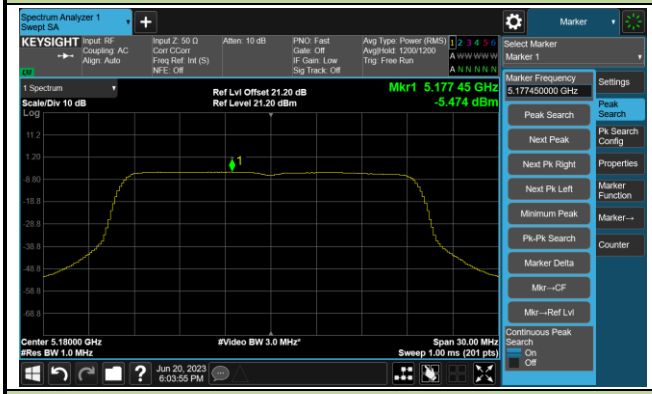

Channel 44 (5220MHz)

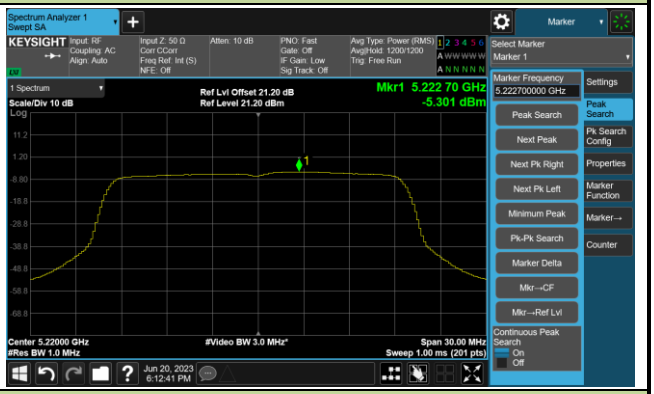

Channel 48 (5240MHz)

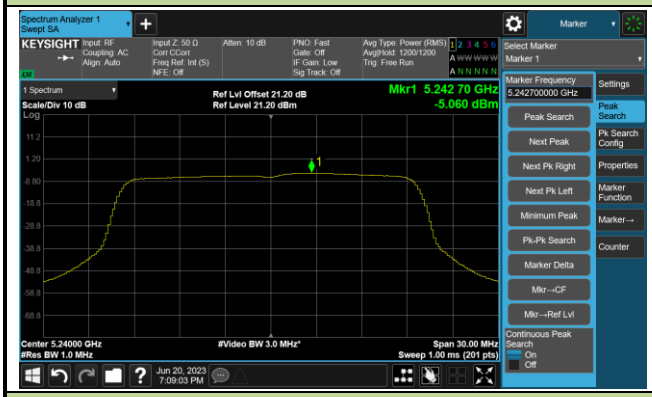

Channel 52 (5260MHz)

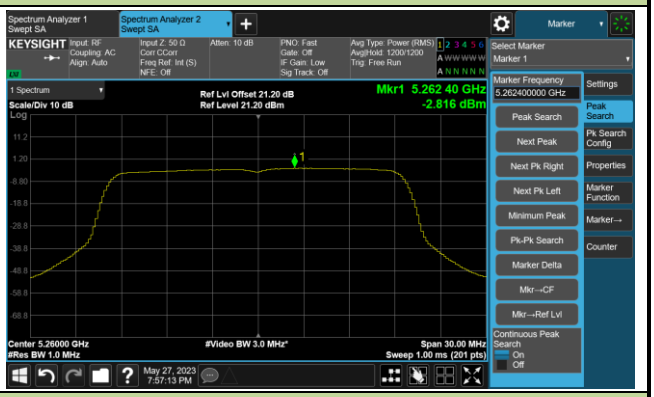

Channel 60 (5300MHz)

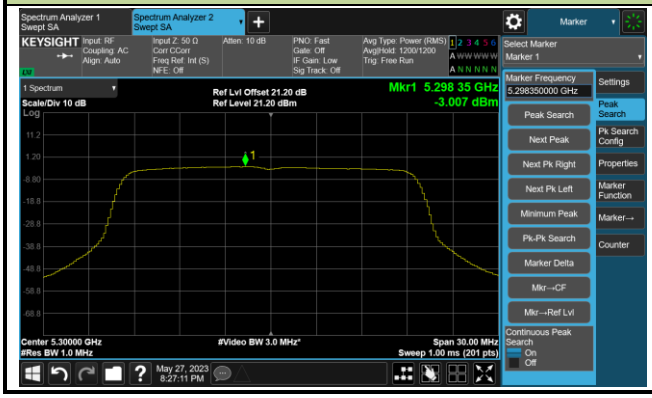
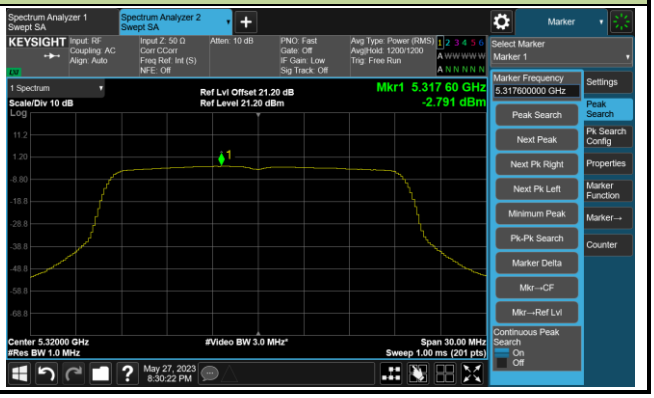
Channel 64 (5320MHz)